



**Islamic Emirate of Afghanistan**  
**Ministry of Interior Affairs**  
**Deputy Minister of Counter Narcotics**  
**Civilian Vice Deputy Counter Narcotics**  
**Directorate of Survey & Analysis of Narcotics**



## **Afghanistan Drug Price Monitoring Monthly Report**



**July 2024**

بِسْمِ اللَّهِ الرَّحْمَنِ الرَّحِيمِ

الحمد لله رب العالمين والصلاة والسلام على سيد المرسلين  
وعلى آله و أصحابه اجمعين



## Contents

1. Key Findings .....	1
1.1. Trends of Drug prices .....	1
2. Introduction .....	2
3. Opium.....	3
3.1 Dry opium.....	3
3.1.1 Farm-gate price .....	3
3.1.2 Trader Price .....	4
3.2. Dry Opium (Chaynaki Quality).....	5
3.2.1. Farm-gate price .....	5
3.2.2. Trader price.....	5
3.3 Fresh Opium .....	6
4. Heroin.....	7
5. Synthetic Drugs .....	8
6. Cannabis Resin .....	11
7. Seeds: Cannabis and Poppy.....	13
8. Prices of heroin, opium and hashish at consumer level.....	14
9. Price of Acetic Anhydride .....	14
10. Price of Ephedra .....	15
11. Licit Crops.....	16
12. Reasons for rising and falling narcotic drug prices during this month.....	17
13. Methodology .....	18

N.S.A.D



## Contents of table

Table 1: Summary of Drug Prices .....	1
Table 2: Regional average farm-gate price of dry opium US\$/Kg (June 2024 to July 2024).....	3
Table 3: Regional average price of dry opium from traders US\$/Kg (June 2024 to July 2024).....	4
Table 4: Average price of dry opium (Chaynaki quality) at farm-gate level (US\$/Kg).....	5
Table 5: Average price of dry opium (Chaynaki quality) at trader level (US\$/Kg).....	5
Table 6: Regional average price of dry opium at farm-gate and trader level in other than USD Currency .....	5
Table 7: Regional average price of fresh opium at farm-gate and trader level in other than USD currency .....	6
Table 8: Prices of different types of heroin in Afghanistan (US\$/kg), July 2023–July 2024 .....	7
Table 9: Prices of 1 kilogram of different types of heroin in currencies other than US\$.....	8
Table 11: Prices of different types of cannabis resin in Afghanistan (US\$/kg), July 2023–July 2024.....	11
Table 12: Prices of 1 kilogram of different types of cannabis resin in local currency, June 2024– July 2024 .....	12
Table 13: Prices of cannabis and poppy seeds in other than USD currency, June 2024– July 2024 .....	13
Table 14: Prices of cannabis and poppy seeds in Afghanistan (US\$/kg), July 2023– July 2024.....	13
Table 15: Average prices of heroin, opium and hashish at consumer level in Afghanistan (US\$/kg), July 23 – July 24.....	14
Table 16 Average Price of Acetic Anhydride in Afghanistan (US\$/Lit) July 2023– July 2024 .....	14
Table 17: Average price of Ephedra in Afghanistan (US\$/kg), June 2024– July 2024 .....	15
Table 18: Prices of wheat, cotton, saffron, imported and local rice in Afghanistan in local currency, July 2024 .....	16
Table 19: Average prices of wheat, cotton, saffron, imported, and local rice in Afghanistan (US\$/kg), July 2023– July 2024..	16
Table 20: Number of observations of dry and fresh opium prices .....	19

## Contents of Figure

Figure 1: National average price of dry opium at farm-gate level from (June 2004 - July 2024).....	3
Figure 2: National average price of dry opium at trader level US\$/kg (July 2023 to July 2024) .....	4
Figure 3: National average price of fresh opium at farm-gate and trader level US\$/kg (June 2005 to July 2024).....	6
Figure 4: Types of Synthetic Drugs in US Dollar- July 2024 .....	10
Figure 5: Average price of cannabis resin (Garda #1, best quality) in US\$/kg, July 2023–July 2024.....	11
Figure 6: Prices of different types of cannabis resin in Afghanistan (US\$/kg), July 2024 .....	12
Figure 7: Regional average prices of heroin, opium and hashish at consumer level in (US\$/Kg), July 2024 .....	14



## 1. Key Findings

### 1.1. Trends of Drug prices

**Table1: Summary of Drug Prices**

Types of drug	By Month			By Year		
	Jun_2024	July_2024	Change %	July_2023	July_2024	Change %
Dry opium Farm-gate price (US\$/Kg)	860	842	-2%	313	842	+169%
Dry opium Trader price (US\$/Kg)	868	854	-2%	319	854	+168%
Fresh Opium Farm-gate price (US\$/Kg)	552	598	+8%	214	598	+179%
Fresh Opium Trader price (US\$/Kg)	564	602	+7%	220	602	+173%
Heroin Batan_100 (US\$/Kg)	11126	10614	-5%	-	-	-
Heroin White powder (Crystal) - 60% (US\$/Kg)	7630	7357	-4%	3530	7357	+108%
Heroin White powder (Crystal) - 40% (US\$/Kg)	6083	6047	-1%	2844	6047	+113%
Morphine (US\$/Kg)	5135	5873	+14%	2710	5873	+117%
Cannabis resin (Garda # 1) Price in (US\$/Kg)	192	204	+6%	108	204	+88%
Cannabis resin (Garda # 2) Price in (US\$/Kg)	131	139	+7%	80	139	+73%
Cannabis resin (Garda # 3) Price in (US\$/Kg)	119	129	+8%	61	129	+109%
Methamphetamine (Imported) (US\$/Gram)	2.16	2.11	-2%	1.46	2.11	+45%
Methamphetamine (Local) (US\$/Gram)	1.32	1.23	-7%	1.13	1.23	+9%
Sosegon (Imported) (US\$/Ampoule)	1.14	1.11	-2%	1.166	1.11	-5%
Sosegon (Local) (US\$/Ampoule)	0.79	0.77	-2%	0.56	0.77	+37%
MDMA ( Tablet -K ) A (US\$/Tablet)	14.7	14.8	+1%	14.1	14.8	+5%
MDMA ( Tablet -K ) B (US\$/Tablet)	7.4	7.7	+5%	7.9	7.7	-2%
MDMA ( Tablet -K ) C (US\$/Tablet)	6.0	6.2	+4%	7.0	6.2	-11%
MDMA ( Tablet -K ) D (US\$/Tablet)	3.13	3.02	-3%	3.24	3.02	-7%

N.S.A.

## 2. Introduction

The Afghanistan drug price-monitoring report is implemented by the Narcotics Survey & Analysis Directorate. The monitoring of drug prices is carried out in selected provinces of Afghanistan since 1994. Opium price collected from 25 provinces in July 2024. The results provide a detailed picture of the prices of opiates on a monthly basis. The price of the opiates contributes towards understanding the opiate economy in Afghanistan and published in the Afghanistan opium survey reports annually.

The price monitoring includes major licit crops, precursor-chemicals, illicit crops and Synthetic drugs which are included in the report since October 2019. And from the September 2023 on, the price of Ephedra plant, which is used in Methamphetamine production, is also used in this report. On the last page, the methodology section explained the method, that we prepared this report.

N.S.A.D

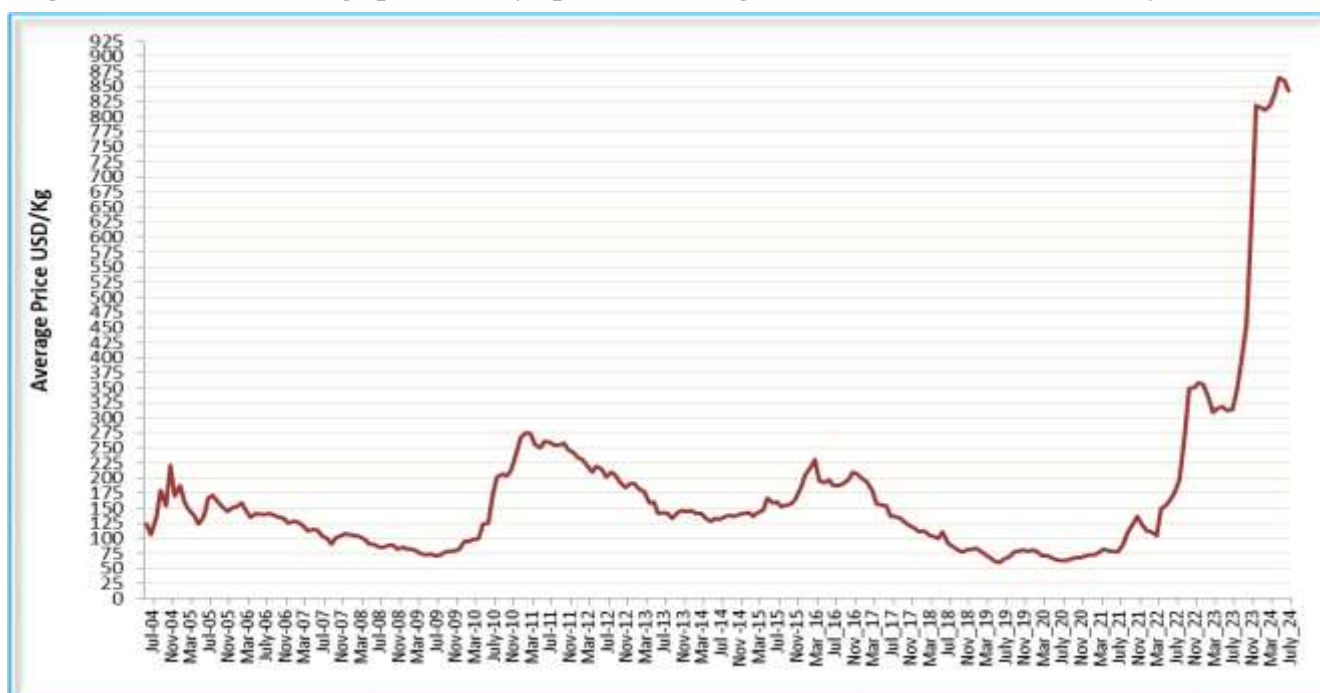
### 3. Opium

#### 3.1 Dry opium

##### 3.1.1 Farm-gate price

The national average price for one kilogram of dry opium in Afghanistan at the farm-gate level was (US\$ 842/kg) at the end of July 2024, which is 2% Lower compared to the price reported in Jun 2024 (US\$ 860/kg). The average dry opium price at the farm-gate level in July 2024 is 169% higher than the price reported in July 2023, which was (US\$ 313/kg).

**Figure 1: National average price of dry opium at farm-gate level from (June 2004 - July 2024)**



**Table 2: Regional average farm-gate price of dry opium US\$/Kg (June 2024 to July 2024)**

Region	Price of Dry Opium (US\$/Kg)		Price change (%)
	Jun-24	Jul-24	
Eastern region (Kunar, Laghman and Nangarhar)	1219	1205	-1%
Southern region (Hilmand, Kandahar, Uruzgan, Zabul and diykundy)	684	703	+3%
Western region (Badghis, Farah, Ghor, Hirat and Nimroz)	979	992.4	+1%
North-eastern region (Badakhshan, Kunduz and Takhar)	732	620	-15%
Northern region (Baghlan, Balkh, Faryab, Sur-Pul, Jawzjan and Samangan )	607	635	+5%
Central region (Kabul, Ghazni and Kapisa )	985	944	-4%
<b>Average</b>	<b>860</b>	<b>843</b>	<b>-2%</b>

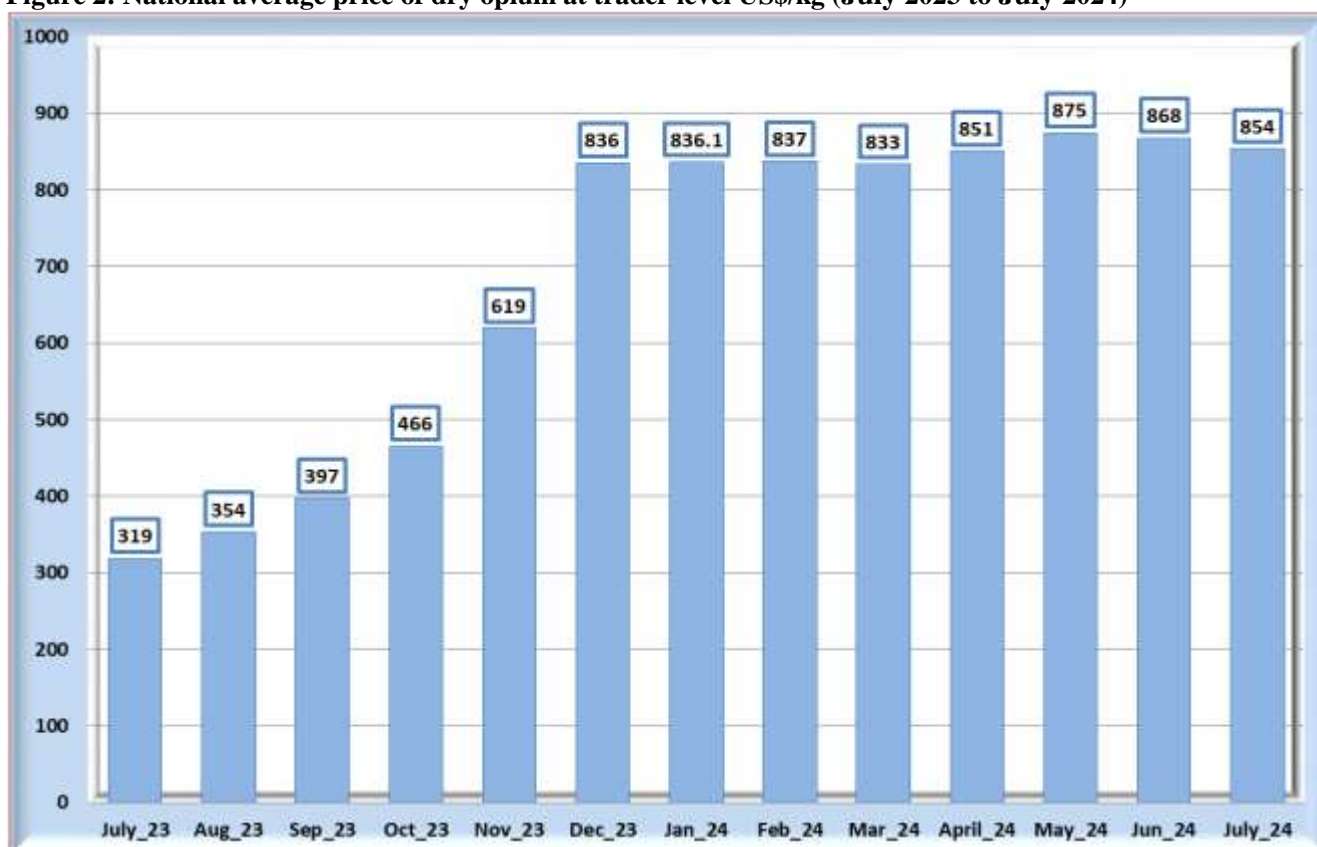
### 3.1.2 Trader Price

The national average dry opium price collected from traders was **(US\$ 854/kg)** at the end of July 2024, showing **2%** decrease compared to the price reported last month in June 2024 **(US\$ 868/kg)**.

The average dry opium price at trader level in July 2024 is **167%** higher than the price reported last year in July 2023, which was **(US\$ 319/kg)**.

Dry opium price collected from traders has increased by 5%, 3%, and 1% in the Northern, Southern and Western regions respectively. The Price has decreased by 13% and 1% in the North-eastern and Eastern regions respectively.

**Figure 2: National average price of dry opium at trader level US\$/kg (July 2023 to July 2024)**



**Table 3: Regional average price of dry opium from traders US\$/Kg (June 2024 to July 2024)**

Region	Price of Dry Opium (US\$/Kg)		Price change (%)
	Jun-24	Jul-24	
Eastern region (Kunar, Laghman and Nangarhar)	1222	1208	-1%
Southern region (Hilmand, Kandahar, Uruzgan, Zabul and diykundy)	688	707	+3%
Western region (Badghis, Farah, Ghor, Hirat and Nimroz)	1004	1015	+1%
North-eastern region (Badakhshan, Kunduz and Takhar)	745	645	-13%
Northern region (Baghlan, Balkh, Faryab, Sur-Pul, Jawzjan and Samangan )	613	641	+5%
Central region (Kabul, Ghazni and Kapisa )	-	-	-
<b>Average</b>	<b>868</b>	<b>853</b>	<b>-2%</b>



## 3.2. Dry Opium (Chaynaki Quality)

### 3.2.1. Farm-gate price

From the point of view of quality, the price of dry opium has not changed in different regions. In Balkh and Hilmand provinces, another quality of dry opium by the name of *Chaynaki* is available at the farm-gate and trader level. The *Chaynaki* quality of dry opium is more air-dried than other varieties. The average price of one kilogram of *Chaynaki* dry opium at the farm-gate level in Balkh province was (US\$ 895/kg) in July 2024, showing an increase of 2% compared to the price reported in June 2024 (US\$ 882/kg). The average price of one kilogram of Chaynaki dry opium at the farm-gate level in Hilmand province was (US\$ 932/kg) in July 2024, showing an increase of 0.1% compared to the price reported in June 2024 (US\$ 931/kg).

**Table 4: Average price of dry opium (Chaynaki quality) at farm-gate level (US\$/Kg)**

Dry Opium (Chaynaki quality)	Balkh		Price change (July-June) %	Hilmand		Price change (July-June) %
	Jun-24	Jul-24		Jun-24	Jul-24	
<i>Farm-gate price</i> (US\$/Kg)	882	895	+2%	931	932	+0.1%

### 3.2.2. Trader price

In Balkh province, the average price of one kilogram of *Chaynaki* dry opium at trader level was (US\$ 901/kg) in July 2024, showing an increase of 2% compared to the price reported in June 2024 (US\$ 886/kg). In Hilmand province, the average price of one kilogram of Chaynaki dry opium at trader level was (US\$ 970/kg) in July 2024, showing an increase of 3% compared to the price reported in June 2024 (US\$ 938/kg).

**Table 5: Average price of dry opium (Chaynaki quality) at trader level (US\$/Kg)**

Dry Opium (Chaynaki quality)	Balkh		Price change (July-June) %	Hilmand		Price change (July-June) %
	Jun-24	Jul-24		Jun-24	Jul-24	
<i>Trader price</i> (US\$/Kg)	886	901	+2%	938	970	+3%

**Table 6: Regional average price of dry opium at farm-gate and trader level in other than USD Currency**

Region	Local currency	Price of 1 kg of Dry Opium in local currency				change at farm-gate level (Jul-Jun) (%)	Change at trader level (Jul-jun) (%)
		Jun-24		Jul-24			
		Farm-gate	Trader	Farm-gate	Trader		
Eastern region (Kunar, Laghman and and Nangarhar)	Pakistani Rupee	338580	339357	334862	335719	-1%	-1%
Southern region (Hilmand, Kandahar, Uruzgan and Zabul and diykundi)	Pakistani Rupee	190179	191290	195161	196272	+3%	+3%
Western region (Badghis and Ghorn) *	Afghani	57667	59683	58158	60194	+1%	+1%
Western region (Farah, Hirat and Nimroz) *	Imanian Tuman	49640809	50483442	50319211	50696094	+1%	+0.4%
North-eastern region (Badakhshan, Kunduz and Takhar)	Afghani	51305	52203	43279	45033	-16%	-14%
Northern region (Baghlan, Balkh, Faryab, Suri-Pul, Jawzjan and Samangan)	Afghani	42406	42858	44165	44613	+4%	+4%
Central region (Kabul, Ghazni and Kapisa)	Afghani	68667	-	66267	-	-3%	-

\* Western region is divided into two groups because of prices available in two currencies.

### 3.3 Fresh Opium

At the end of July 2024, the national average price of fresh opium increased by 8% from (US\$ 552/kg) in June 2024 to (US\$ 598/kg) in July 2024 at the farm-gate level. Similarly, the national average price of fresh opium at trader level increased by 7% from (US\$ 564/kg) in June 2024 to (US\$ 602/kg) in July 2024.

Figure 3: National average price of fresh opium at farm-gate and trader level US\$/kg (June 2005 to July 2024)

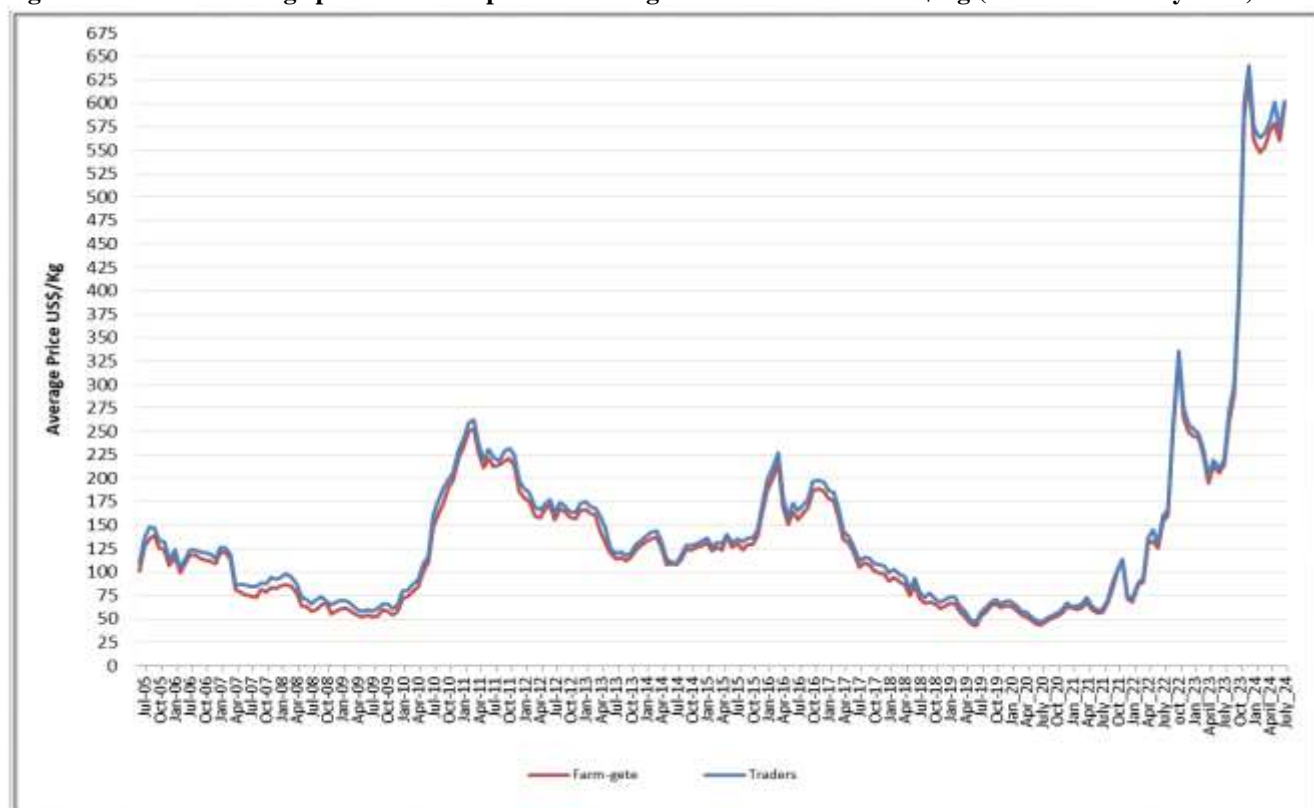


Table 7: Regional average price of fresh opium at farm-gate and trader level in other than USD currency

Region	Local currency	Price of 1 kg of Fresh Opium in local currency				change at farm-gate level (Jul-Jun) (%)	Change at trader level (Jul-Jun) (%)
		Jun-24		Jul-24			
		Farm-gate	Trader	Farm-gate	Trader		
Eastern region (Kunar, Laghman and Nangarhar)	Pakistani Rupee	-	-	-	-	-	
Southern region (Hilmand, Kandahar, Uruzgan and Zabul and diykundi)	Pakistani Rupee	125279	128638	162887	164982	+30%	+28%
Western region (Badghis and Chor) *	Afghani	44884	48237	46996	48737	+5%	+1%
Western region (Farah, Hirat and Nimroz) *	Imanian Tuman	32108244	32671647	35468816	35960442	+10%	+10%
North-eastern region (Badakhshan, Kunduz and Takhar)	Afghani	37522	39718	35106	35975	-6%	-9%
Northern region (Baghlan, Balkh, Faryab, Suri-Pul, Jawzjan and Samangan)	Afghani	36932	37345	37111	37574	+0.5%	+1%
Central region (Kabul, Ghazni and Kapisa)	Afghani	67500	-	64667	-	-4%	-

\* Western region is divided into two groups because of prices available in two currencies.

#### 4. Heroin

There are several types of heroin<sup>1</sup> available in Afghanistan with different qualities. The prices off-white powder (Batan) in Nangarhar province, white powder (Batan) high and low quality in Kandahar, Helmand, Balkh and Faryab Provinces, Batan 100% and white powder (Crystal)-60% in Badakhshan, Takhar and Kunduz provinces and white powder (Crystal)-60%, white powder (Crystal)-40%, Morphine and best powder in Hirat, Farah, Nimroz and Badghis provinces are the most expensive heroin reported in Afghanistan. The cheapest heroin (US\$ 353/kg) is called as Khata - 2 reported in Nangarhar province.

**Table 8: Prices of different types of heroin in Afghanistan (US\$/kg), July 2023–July 2024**

Provinces	Types of heroin	Jul-23	Aug-23	Sep-23	Oct-23	Nov-23	Dec-23	Jan-24	Feb-24	Mar-24	Apr-24	May-24	Jun-24	Jul-24	Change (July-June) %
Badakhshan	Batan (100)	-	-	-	-	-	-	-	-	11,000	-	11,708	11,554	11,230	-3%
	White powder (Crystal) - 60%	4,079	4,201	4,823	4,547	4,932	9,634	10,313	9,538	9,534	11,122	10,697	10,020	8,050	-20%
Takhar	Batan (100)	-	-	-	-	-	-	-	-	-	-	12,134	10,698	9,998	-7%
	White powder (Crystal) - 60%	4,278	4,294	4,873	4,749	5,036	10,141	11,787	10,040	10,072	10,100	10,644	9,699	8,193	-16%
	White powder (Crystal) - 40%	2,089	2,173	2,386	2,223	2,365	7,876	8,735	8,032	8,057	8,082	8,834	8,701	7,305	-16%
Kunduz	White powder (Crystal) - 60%	4,378	4,481	5,178	4,901	5,242	11,140	12,734	10,542	10,575	9,823	10,332	9,628	8,308	-14%
Nangarhar	Off- white powder (Batan)	1,147	1,109	1,148	1,218	1,467	5,653	6,334	6,387	8,202	8,574	8,569	8,632	8,689	+1%
	Bist powder	575	558	577	620	771	5,236	5,473	5,518	7,015	7,409	7,410	7,469	7,501	+0.4%
	Chara # 1	77	75	80	88	148	838	1,242	1,270	1,331	1,435	1,447	1,451	1,569	+8%
	Chara # 2	63	61	64	74	103	642	700	583	630	681	702	745	759	+2%
	Khata # 1	55	53	56	63	95	178.3	287.1	322	342	386	403	439	450	+2%
	Khata # 2	43	42	44	49	81	143	201	233	252	281	306	342	353	+3%
Faryab	Off- white powder (Batan) - high quality-60%	2,664	4,018	4,327	4,653	5,715	5,740	5,571	5,816	6,271	6,761	7,215	6,016	6,086	+1%
	Off- white powder (Batan) - low quality-40%	2,959	3,092	3,349	3,682	4,103	4,121	4,248	4,431	4,703	5,071	5,388	5,300	5,327	+1%
Balkh	Off- white powder (Batan) - high quality-60%	3,650	3,847	4,147	4,519	5,423	5,593	5,555	5,962	6,263	6,604	6,770	6,880	6,876	-0.1%
	Off- white powder (Batan) - low quality-40%	2,543	2,654	2,962	3,305	3,884	4,097	4,097	4,506	4,982	5,340	5,642	5,447	5,543	+2%
	Bist powder 20%	1,236	1,339	1,597	1,780	2,081	2,179	2,222	2,496	2,705	2,810	3,103	2,867	3,008	+5%
Helmand	Off- white powder (Batan) - high quality	2,798	3,685	3,929	4,226	7,247	6,638	5,949	5,957	6,118	5,942	5,576	5,751	6,126	+7%
	Off- white powder (Batan) - low quality	2,728	3,350	3,758	4,081	7,000	6,424	5,734	5,742	5,974	5,762	5,396	5,535	5,909	+7%
	White powder (Crystal) - 60%	4,547	6,700	6,970	7,440	10,905	10,456	8,709	8,721	8,277	8,102	7,374	8,267	8,648	+5%
	White powder (Crystal) - 40%	4,268	6,097	6,355	6,790	10,535	10,242	8,852	8,864	8,457	8,282	7,554	7,979	8,360	+5%
	Morphine	-	-	-	-	-	-	-	-	-	-	-	-	-	-
Kandahar	Off- white powder (Batan) - high quality	2,763	3,618	3,758	4,081	7,282	6,638	5,949	5,957	6,082	5,942	5,576	5,751	6,126	+7%
	Off- white powder (Batan) - low quality	2,624	3,250	3,553	3,828	7,035	6,424	5,734	5,742	5,830	5,762	5,396	5,535	5,909	+7%
	White powder (Crystal) - 60%	4,477	6,700	6,901	7,368	10,905	10,349	8,601	8,613	8,349	8,354	7,374	8,267	8,612	+4%
	White powder (Crystal) - 40%	4,198	6,030	6,491	6,934	10,570	10,099	8,709	8,721	8,457	8,210	7,554	7,979	8,288	+4%
	Morphine	-	-	-	-	-	-	-	-	-	-	-	-	-	-
Badghis	White powder (Crystal) - 40%	2,060	2,191	2,252	2,422	2,640	2,752	3,438	3,988	4,098	4,005	3,957	4,065	4,011	-1%
Hirat	White powder (Crystal) - 60%	2,985	3,104	3,710	4,845	4,841	6,954	6,876	6,896	7,256	7,237	7,279	7,132	7,248	+2%
	White powder (Crystal) - 40%	2,341	2,678	3,020	3,668	5,134	6,084	6,034	6,038	6,047	6,324	5,371	5,206	5,085	-2%
	Bist powder	3,277	3,469	3,840	4,429	5,354	7,968	7,858	7,963	8,537	7,940	-	-	-	-
	Morphine	3,043	3,165	3,384	3,599	3,814	5,940	5,823	-	-	-	-	-	-	-
	Morphine	3,043	3,165	3,384	3,599	3,814	5,940	5,823	-	-	-	-	-	-	-
Farah	White powder (Crystal) - 60%	2,985	3,408	3,775	4,637	5,721	7,823	7,717	6,924	6,972	7,870	7,067	6,989	6,876	-2%
	White powder (Crystal) - 40%	3,195	3,651	3,983	5,122	6,161	8,692	9,121	8,690	8,893	6,464	5,936	5,848	6,052	+3%
	Morphine	2,376	3,104	3,319	4,429	5,427	6,084	7,016	6,301	6,403	6,324	5,229	5,135	5,873	+14%
Nimroz	White powder (Crystal) - 60%	2,751	2,775	3,020	3,211	3,814	4,418	4,420	4,099	5,357	5,354	7,040	7,162	7,131	-0.4%
	White powder (Crystal) - 40%	2,282	2,215	2,689	2,860	3,227	3,549	3,508	3,462	4,524	4,521	5,073	5,321	4,728	-11%
	Bist powder	3,804	3,773	3,840	4,083	5,134	5,795	6,314	6,190	-	-	-	-	-	-
	Morphine	-	-	-	-	-	-	-	-	-	-	-	-	-	-

<sup>1</sup> Heroin is an opioid drug made from morphine, a natural substance taken from the seed pod of the various opium poppy plants grown in Southeast and Southwest Asia, Mexico, and Colombia. Heroin can be a white or brown powder, or a black sticky substance known as black tar heroin. Other common names for heroin include *big H*, *horse*, *hell dust*, and *smack*.

**Table 9: Prices of 1 kilogram of different types of heroin in currencies other than US\$**

Province	Types of heroin	Local currency	Prices of 1 kg of different types of heroin in local currency		Change (Jul-Jun) %
			Jun-24	Jul-24	
Badakhshan	Batan (100)	Afghani	810,000	784,000	-3%
	White powder (Crystal) - 60%	Afghani	702,500	562,000	-20%
Takhar	Batan (100)	Afghani	750,000	698,000	-7%
	White powder (Crystal) - 60%	Afghani	680,000	572,000	-16%
	White powder (Crystal) - 40%	Afghani	610,000	510,000	-16%
Kunduz	White powder (Crystal) - 60%	Afghani	675,000	580,000	-14%
Nangarhar	Off- white powder (Batan)	Pakistani Rupee	2,398,000	2,415,000	+0.7%
	Bist powder	Pakistani Rupee	2,075,000	2,085,000	+0.5%
	Chara # 1	Pakistani Rupee	403,200	436,000	+8%
	Chara # 2	Pakistani Rupee	207,000	211,000	+2%
	Khata # 1	Pakistani Rupee	122,000	125,000	+2%
	Khata # 2	Pakistani Rupee	95,000	98,000	+3%
Faryab	Off- white powder (Batan) - high quality -60%	Afghani	420,000	425,000	+1%
	Off- white powder (Batan) - low quality -40%	Afghani	370,000	372,000	+1%
Balkh	Off- white powder (Batan) - high quality -60%	Afghani	480,000	480,000	0%
	Off- white powder (Batan) - low quality -40%	Afghani	380,000	387,000	+2%
	Bist powder - 20%	Afghani	200,000	210,000	+5%
Helmand	Off- white powder (Batan) - high quality	Pakistani Rupee	1,600,000	1,700,000	+6%
	Off- white powder (Batan) - low quality	Pakistani Rupee	1,540,000	1,640,000	+6%
	White powder (Crystal) - 60%	Pakistani Rupee	2,300,000	2,400,000	+4%
	White powder (Crystal) - 40%	Pakistani Rupee	2,220,000	2,320,000	+5%
	Morphine	Pakistani Rupee	-	-	-
Kandahar	Off- white powder (Batan) - high quality	Pakistani Rupee	1,600,000	1,700,000	+6%
	Off- white powder (Batan) - low quality	Pakistani Rupee	1,540,000	1,640,000	+6%
	White powder (Crystal) - 60%	Pakistani Rupee	2,300,000	2,390,000	+4%
	White powder (Crystal) - 40%	Pakistani Rupee	2,220,000	2,300,000	+4%
	Morphine	Pakistani Rupee	-	-	-
Badghis	White powder (Crystal) - 40%	Afghani	285,000	280,000	-2%
Hirat	White powder (Crystal) - 60%	Afghani	500,000	506,000	+1%
	White powder (Crystal) - 40%	Afghani	365,000	355,000	-3%
	Bist powder	Afghani	-	-	-
	Morphine	Afghani	-	-	-
Farah	White powder (Crystal) - 60%	Afghani	490,000	480,000	-2%
	White powder (Crystal) - 40%	Afghani	410,000	422,500	+3%
	Morphine	Afghani	360000	410000	+14%
Nimruz	White powder (Crystal) - 60%	Afghani	502145	497855	-1%
	White powder (Crystal) - 40%	Afghani	373022	330077	-12%
	Bist powder	Afghani	-	-	-
	Morphine	Afghani	-	-	-

## 5. Synthetic Drugs

Synthetic drugs are a dangerous chemical and it has intensive effects on health, and after a long time it makes consumer addicted, and can be potentially life threatening. Primary users, of these synthetic drugs are youths in Afghanistan; because products are cheap and easily accessible to teenagers everywhere, at stores, smoke shops and party ceremonies.

Synthetic drugs, could be addictive and creates a serious threat on the health of every one in daily life. Methamphetamine<sup>2</sup>, Tablet K and Sosegon are available in Afghanistan, which Methamphetamine is sold in various names in Afghanistan. And Sheesha is the common name for Methamphetamine, for details of its cheap price and accessible for youth.

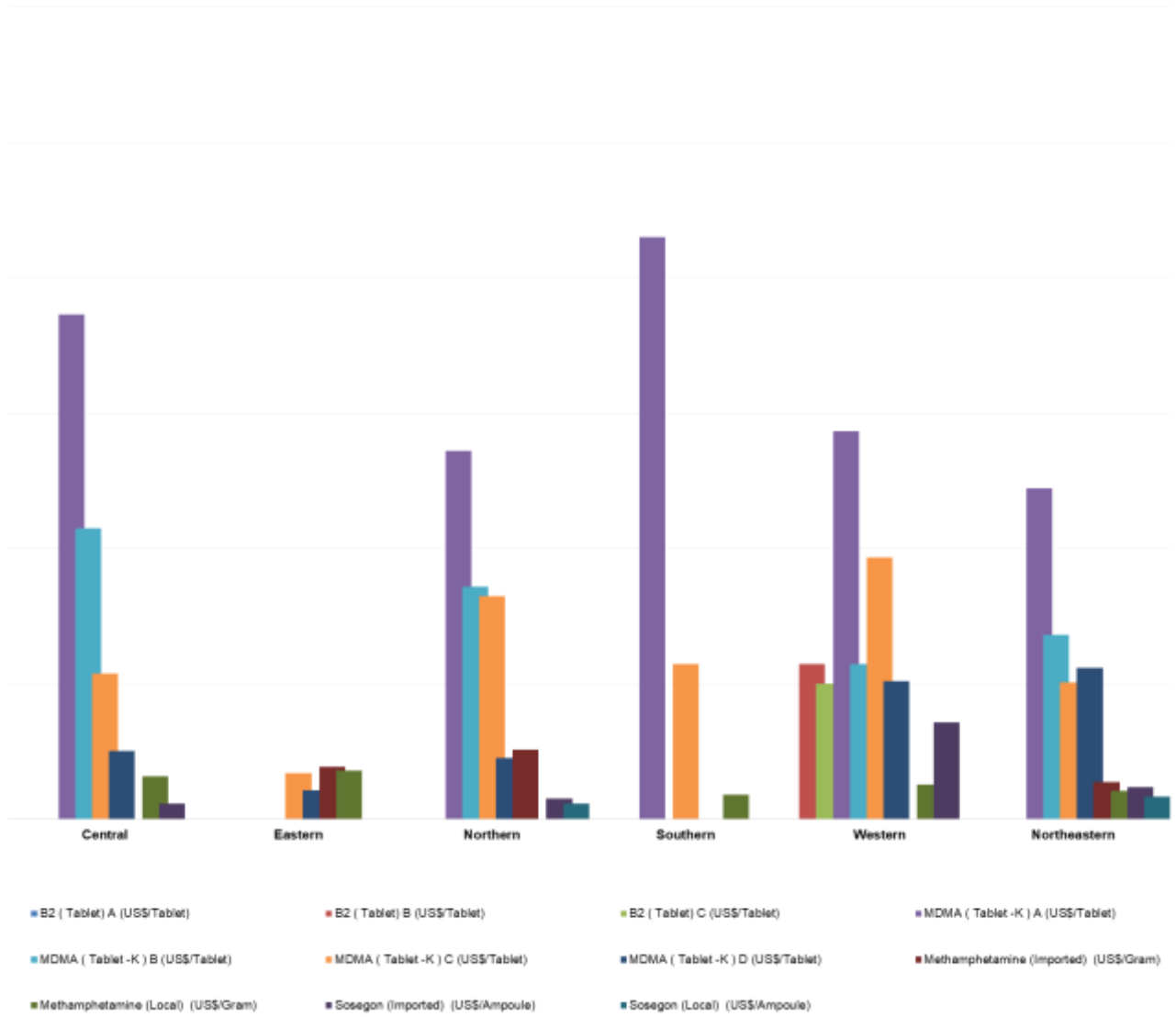
<sup>2</sup> Methamphetamine is a powerful, highly addictive stimulant that affects the central nervous system. Also known as meth, blue, ice, and crystal, among many other terms, it takes the form of a white, odorless, bitter-tasting crystalline powder that easily dissolves in water or alcohol.

Region	Types of Synthetic Drugs	Jul-24
Central	Methamphetamine (Imported) (US\$/Gram)	-
	Methamphetamine (Local) (US\$/Gram)	1.6
	Sosegon (Imported) (US\$/Ampoule)	0.6
	Sosegon (Local) (US\$/Ampoule)	-
	MDMA ( Tablet -K ) A (US\$/Tablet)	18.6
	MDMA ( Tablet -K ) B (US\$/Tablet)	10.8
	MDMA ( Tablet -K ) C (US\$/Tablet)	5.4
	MDMA ( Tablet -K ) D (US\$/Tablet)	2.5
	B2 ( Tablet) A (US\$/Tablet)	-
B2 ( Tablet) B (US\$/Tablet)	-	
B2 ( Tablet) C (US\$/Tablet)	-	
Eastern	Methamphetamine (Imported) (US\$/Gram)	1.9
	Methamphetamine (Local) (US\$/Gram)	1.8
	Sosegon (Imported) (US\$/Ampoule)	-
	Sosegon (Local) (US\$/Ampoule)	-
	MDMA ( Tablet -K ) A (US\$/Tablet)	-
	MDMA ( Tablet -K ) B (US\$/Tablet)	-
	MDMA ( Tablet -K ) C (US\$/Tablet)	1.7
	MDMA ( Tablet -K ) D (US\$/Tablet)	1.1
	B2 ( Tablet) A (US\$/Tablet)	-
B2 ( Tablet) B (US\$/Tablet)	-	
B2 ( Tablet) C (US\$/Tablet)	-	
Northern	Methamphetamine (Imported) (US\$/Gram)	2.6
	Methamphetamine (Local) (US\$/Gram)	-
	Sosegon (Imported) (US\$/Ampoule)	0.8
	Sosegon (Local) (US\$/Ampoule)	0.6
	MDMA ( Tablet -K ) A (US\$/Tablet)	13.6
	MDMA ( Tablet -K ) B (US\$/Tablet)	8.6
	MDMA ( Tablet -K ) C (US\$/Tablet)	8.2
	MDMA ( Tablet -K ) D (US\$/Tablet)	2.3
	B2 ( Tablet) A (US\$/Tablet)	-
B2 ( Tablet) B (US\$/Tablet)	-	
B2 ( Tablet) C (US\$/Tablet)	-	
Southern	Methamphetamine (Imported) (US\$/Gram)	-
	Methamphetamine (Local) (US\$/Gram)	0.9
	Sosegon (Imported) (US\$/Ampoule)	-
	Sosegon (Local) (US\$/Ampoule)	-
	MDMA ( Tablet -K ) A (US\$/Tablet)	21.5
	MDMA ( Tablet -K ) B (US\$/Tablet)	-
	MDMA ( Tablet -K ) C (US\$/Tablet)	5.7
	MDMA ( Tablet -K ) D (US\$/Tablet)	-
	B2 ( Tablet) A (US\$/Tablet)	-
B2 ( Tablet) B (US\$/Tablet)	-	
B2 ( Tablet) C (US\$/Tablet)	-	
Western	Methamphetamine (Imported) (US\$/Gram)	-
	Methamphetamine (Local) (US\$/Gram)	1.3
	Sosegon (Imported) (US\$/Ampoule)	3.6
	Sosegon (Local) (US\$/Ampoule)	-
	MDMA ( Tablet -K ) A (US\$/Tablet)	14.3
	MDMA ( Tablet -K ) B (US\$/Tablet)	5.7
	MDMA ( Tablet -K ) C (US\$/Tablet)	9.7
	MDMA ( Tablet -K ) D (US\$/Tablet)	5.1
	B2 ( Tablet) A (US\$/Tablet)	-
B2 ( Tablet) B (US\$/Tablet)	5.7	
B2 ( Tablet) C (US\$/Tablet)	5.0	
Northeastern	Methamphetamine (Imported) (US\$/Gram)	1.4
	Methamphetamine (Local) (US\$/Gram)	1.1
	Sosegon (Imported) (US\$/Ampoule)	1.2
	Sosegon (Local) (US\$/Ampoule)	0.8
	MDMA ( Tablet -K ) A (US\$/Tablet)	12.2
	MDMA ( Tablet -K ) B (US\$/Tablet)	6.8
	MDMA ( Tablet -K ) C (US\$/Tablet)	5.1
	MDMA ( Tablet -K ) D (US\$/Tablet)	5.6
	B2 ( Tablet) A (US\$/Tablet)	-
B2 ( Tablet) B (US\$/Tablet)	-	
B2 ( Tablet) C (US\$/Tablet)	-	

### 10: Prices of all types of synthetic Drugs in (US\$/UNIT)



**Figure 4: Types of Synthetic Drugs in US Dollar- July 2024**



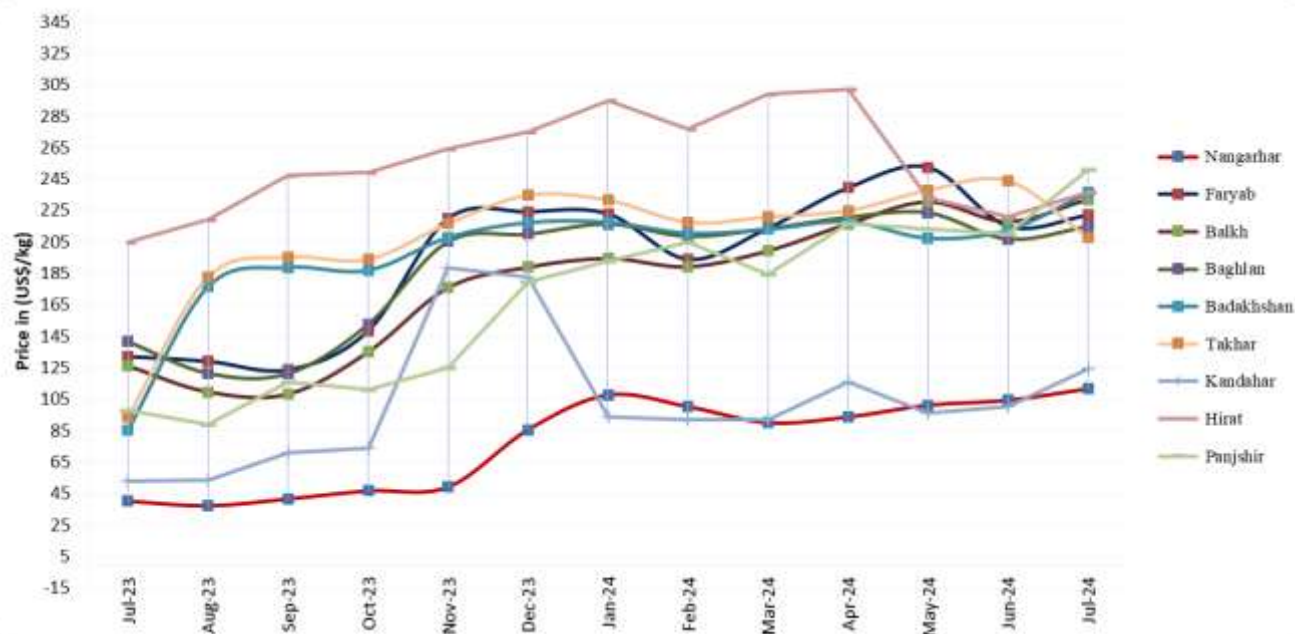
## 6. Cannabis Resin

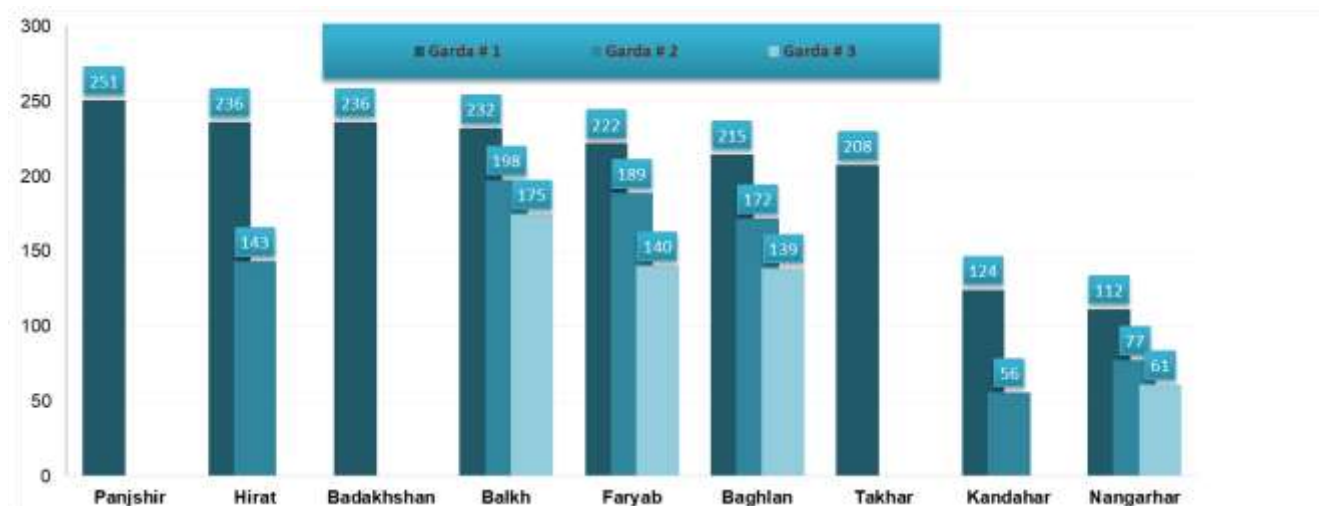
There are mainly three types of cannabis resin available in Afghanistan, namely Garda # 1, # 2, and # 3, with the quality being best, moderate, and fair, respectively. Garda # 1 (Shirak) in Badakhshan province was the most expensive cannabis resin because of its pure quality. Earlier, Garda # 1 (Patnosi) of Balkh province was the most expensive and popular because of its high quality; however, it lost its demand due to blending with lower-quality hashish.

**Table 11: Prices of different types of cannabis resin in Afghanistan (US\$/kg), July 2023–July 2024**

Province	Types of cannabis resin	Types of resin	Jul-23	Aug-23	Sep-23	Oct-23	Nov-23	Dec-23	Jan-24	Feb-24	Mar-24	Apr-24	May-24	Jun-24	Jul-24	Change (Jul-Jun) %
Nangarhar	Garda # 1	Garda # 1	40	37	41	47	49	86	108	100	90	94	101	104	112	+7%
Nangarhar	Garda # 2	Garda # 2	36	33	36	39	42	64	79	72	65	68	69	72	77	+8%
Nangarhar	Garda # 3	Garda # 3	21	19	21	25	28	43	57	54	50	52	56	54	61	+13%
Faryab	Garda # 1 (Sherak)	Garda # 1	132	129	124	148	220	224	223	194	214	239	252	215	222	+3%
Faryab	Garda # 2 (Morchajoshi)	Garda # 2	111	103	103	121	176	188	195	166	185	204	208	186	189	+1%
Faryab	Garda # 3 (khaka)	Garda # 3	77	73	64	81	147	159	167	138	143	162	150	135	140	+4%
Balkh	Garda # 1 (Patnosi)	Garda # 1	126	110	108	135	176	189	194	189	199	216	230	218	232	+7%
Balkh	Garda # 2 (Morchajoshi)	Garda # 2	98	85	79	94	147	145	167	154	171	190	195	182	198	+9%
Balkh	Garda # 3 (khaka)	Garda # 3	61	49	41	54	117	116	139	140	142	157	172	163	175	+7%
Baghlan	Garda # 1 (Chaki)	Garda # 1	141	121	121	152	205	210	216	209	213	221	224	207	215	+4%
Baghlan	Garda # 2 (Morchajoshi)	Garda # 2	118	97	98	120	147	152	154	146	157	173	177	160	172	+8%
Baghlan	Garda # 3 (khaka)	Garda # 3	87	73	68	90	117	116	119	111	121	132	134	125	139	+11%
Badakhshan	Garda # 1 (Shirak)	Garda # 1	85	176	189	187	208	217	217	210	213	218	207	213	236	+11%
Takhar	Garda # 1 (Shirak)	Garda # 1	94	183	195	194	217	235	232	217	221	225	238	244	208	-15%
Kandahar	Garda # 1 (Sherak)	Garda # 1	53	54	71	74	189	182	94	92	92	116	96	100	124	+24%
Kandahar	Garda # 2	Garda # 2	27	30	46	48	149	143	52	49	48	52	44	48	56	+17%
Kandahar	Garda # 3	Garda # 3	-	-	-	-	-	-	-	-	-	-	-	-	-	-
Hirat	Garda # 1 (Sherak)	Garda # 1	205	219	247	249	264	275	295	277	299	302	233	221	236	+7%
Hirat	Garda # 2 (Morchajoshi)	Garda # 2	94	103	111	118	125	123	126	118	135	141	155	136	143	+6%
Panjshir	Garda # 1 (Jooshi)	Garda # 1	98	89	116	111	125	180	193	205	184	217	213	210	251	+19%
Panjshir	Garda # 2 (Morchajoshi)	Garda # 2	-	-	-	-	-	-	-	-	-	-	-	-	-	-

**Figure 5: Average price of cannabis resin (Garda #1, best quality) in US\$/kg, July 2023–July 2024**



**Figure 6: Prices of different types of cannabis resin in Afghanistan (US\$/kg), July 2024****Table 12: Prices of 1 kilogram of different types of cannabis resin in local currency, June 2024– July 2024**

Province	Types of cannabis resin	Local currency	Prices of 1 kg of different types of cannabis resin in local currency		Change (Jul-Jun) %
			Jun-24	Jul-24	
Nangarhar	Garda # 1	Pakistani Rupee	29,000	31,000	+7%
	Garda # 2	Pakistani Rupee	20,000	21,500	+8%
	Garda # 3	Pakistani Rupee	15,000	17,000	+13%
Faryab	Garda # 1 (Sherak)	Afghani	15,000	15,500	+3%
	Garda # 2 (Morhajosh)	Afghani	13,000	13,200	+2%
	Garda # 3 (khaka)	Afghani	9,400	9,800	+4%
Balkh	Garda # 1 (Patnosi)	Afghani	15,200	16,200	+7%
	Garda # 2 (Morhajosh)	Afghani	12,700	13,800	+9%
	Garda # 3 (khaka)	Afghani	11,400	12,200	+7%
Baghlan	Garda # 1 (Chaki)	Afghani	14,500	15,000	+3%
	Garda # 2 (Morhajosh)	Afghani	11,200	12,000	+7%
	Garda # 3 (khaka)	Afghani	8,800	9,700	+10%
Badakhshan	Garda # 1 (Shirak)	Afghani	14,904	16,500	+11%
Takhar	Garda # 1 (Shirak)	Afghani	17,094	14,500	-15%
Kandahar	Garda # 1 (Sherak)	Pakistani Rupee	27,778	34,444	+24%
	Garda # 2	Pakistani Rupee	13,333	15,556	+17%
	Garda # 3	Pakistani Rupee	-	-	-
Hirat	Garda # 1	Afghani	15,500	16,500	+6%
	Garda # 2	Afghani	9,500	10,000	+5%
Panjshir	Garda # 1 (Jooshi)	Pakistani Rupee	14,650	17,500	+19%
	Garda # 2 (Morhajosh)	Afghani	-	-	-



## 7. Seeds: Cannabis and Poppy

Prices of cannabis and poppy seeds collected from eighteen provinces of Afghanistan are tabulated below.

**Table 13: Prices of cannabis and poppy seeds in other than USD currency, June 2024– July 2024**

Province	Types of seed	Local currency	Prices of 1 kg of cannabis seed and poppy seed in local currency		Change %
			Jun-24	Jul-24	
Badakhshan	Poppy seed	Afghani	122	80	-34%
	Cannabis seed	Afghani	60	50	-17%
Takhar	Poppy seed	Afghani	120	120	0%
	Cannabis seed	Afghani	85	80	-6%
Balkh	Poppy seed	Afghani	70	80	+14%
	Cannabis seed	Afghani	65	70	+8%
Baghlan	Poppy seed	Afghani	76	85	+12%
	Cannabis seed	Afghani	65	70	+8%
Faryab	Poppy seed	Afghani	120	130	+8%
	Cannabis seed	Afghani	70	80	+14%
Hirat	Poppy seed	Afghani	115	100	-13%
	Cannabis seed	Afghani	90	85	-6%
Farah	Poppy seed	Afghani	150	150	0%
	Cannabis seed	Afghani	80	80	0%
Hilmand	Poppy seed	Afghani	72	70	-3%
	Cannabis seed	Afghani	51	50	-2%
Kandahar	Poppy seed	Afghani	75	73	-3%
	Cannabis seed	Afghani	56	53	-4%
Zabul	Poppy seed	Afghani	80	78	-3%
	Cannabis seed	Afghani	58	56	-4%
Uruzgan	Poppy seed	Afghani	69	67	-3%
	Cannabis seed	Afghani	56	53	-4%
Nangarhar	Poppy seed	Pakistani Ruppee	290	300	+3%
	Cannabis seed	Pakistani Ruppee	165	170	+3%
Kunar	Poppy seed	Pakistani Ruppee	-	-	-
	Cannabis seed	Pakistani Ruppee	-	-	-
Laghman	Poppy seed	Pakistani Ruppee	185	180	-3%
	Cannabis seed	Pakistani Ruppee	125	120	-4%
Kabul	Poppy seed	Afghani	180	170	-6%
Ghazni	Cannabis seed	Afghani	-	-	-
Kapisa	Poppy seed	Afghani	190	150	-21%

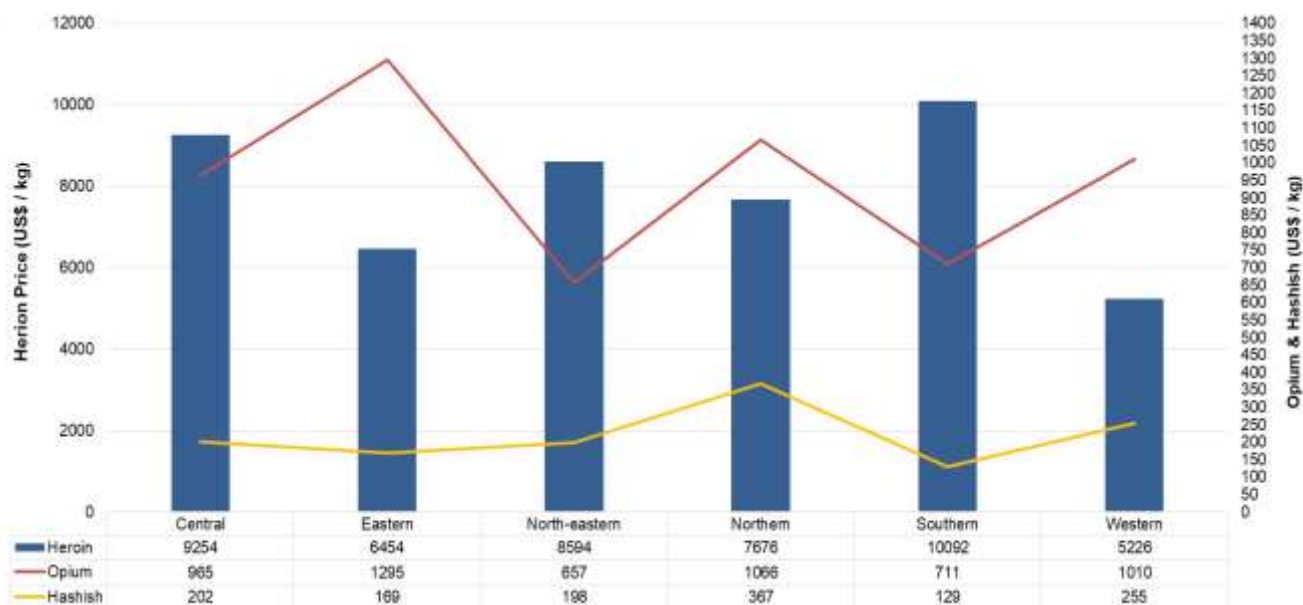
**Table 14: Prices of cannabis and poppy seeds in Afghanistan (US\$/kg), July 2023– July 2024**

Types of seeds	Jul-23	Aug-23	Sep-23	Oct-23	Nov-23	Dec-23	Jan-24	Feb-24	Mar-24	Apr-24	May-24	Jun-24	Jul-24	Increase/Decrease (%)
Cannabis seed	0.832	0.882	0.923	0.929	0.924	0.933	1.105	1.016	0.980	1.105	1.054	0.920	0.882	-4%
Poppy seed	1.272	1.314	1.336	1.442	1.417	1.603	1.978	1.669	1.659	1.679	1.553	1.468	1.407	-4%

## 8. Prices of heroin, opium and hashish at consumer level

The consumer prices of heroin, opium and hashish collected from different regions of Afghanistan are as below. The quality of product varies widely in different regions.

**Figure 7: Regional average prices of heroin, opium and hashish at consumer level in (US\$/Kg), July 2024**



**Table 15: Average prices of heroin, opium and hashish at consumer level in Afghanistan (US\$/kg), July 23 – July 24**

Types of drug	Average prices in (US\$/kg)													Change (Jul-Jun) (%)
	Jul-23	Aug-23	Sep-23	Oct-23	Nov-23	Dec-23	Jan-24	Feb-24	Mar-24	Apr-24	May-24	Jun-24	Jul-24	
Heroin	3,611	3,782	4,413	4,463	5,605	7,997	7,150	7,624	7,427	7,928	7,500	7,398	8,220	+11%
Opium	383	413	456	496	592	1,502	850	812	867	896	885	871	954	+9%
Hashish	141	136	148	165	216	264	214	214	210	226	224	217	226	+4%

## 9. Price of Acetic Anhydride

**Table 16 Average Price of Acetic Anhydride in Afghanistan (US\$/Lit) July 2023– July 2024**

Variety of Acetic Anhydride	Jul-23	Aug-23	Sep-23	Oct-23	Nov-23	Dec-23	Jan-24	Feb-24	Mar-24	Apr-24	May-24	Jun-24	Jul-24	Increase / Decrease (%)
Acetic Anhydride - A* (Garmani)	140	159	160	178	191	182	243	232	245	255	223	204	210	+3%
Acetic Anhydride - B* (Japani)	-	-	-	-	-	-	-	-	-	-	-	-	-	-
Acetic Anhydride - C* (Indian)	59	58	66	72	91	143	122	119	126	133	145	155	159	+3%
Acetic Anhydride - D* (Pakistani)	56	55	57	61	88	136	104	90	72	77	80	152	156	+3%
Acetic Anhydride - E* (Chinees)	143	169	168	179	182	203	203	193	199	206	204	198	199	+0.4%
Acetic Anhydride - F* (Irani)	77	81	85	92	108	116	131	134	103	105	109	96	114	+19%

## 10. Price of Ephedra

Ephedra is a low evergreen shrub with small scaly leaves. It has a long history of medicinal use in China and India to treat colds, fever, headaches, and coughing, wheezing, and other conditions.

### Where is Ephedra found?

A group of about 40 species found from southern Europe, North Africa to Asia as well as the mountains of North and South America, Ephedra are typically plants of dry and desert regions.

Ephedra is found naturally in different zones of Afghanistan and is used in the production of methamphetamine. From September 2023, the Deputy Ministry for Counter Narcotics had also included the price of Ephedra in the monthly drug price report.

**Table 17: Average price of Ephedra in Afghanistan (US\$/kg), June 2024 – July 2024**

Average Price Of "Ephedra" For Each Zone (US\$/Kg)			
Region	Jun-24	Jul-24	Change (July-Jun) %
Northern	0.72	0.77	+8%
North-east	0.76	0.74	-2%
Western	1.06	1.31	+23%
Central	0.74	0.86	+17%
Southern	1.05	1.13	+8%
Eastern	1.08	1.01	-7%
<b>Average Prices for Afghanistan</b>	<b>0.87</b>	<b>0.96</b>	<b>+11%</b>

## 11. Licit Crops

Prices of wheat, cotton, saffron, rice (imported) and rice (local) collected in seven provinces of Afghanistan are shown in below table.

**Table 18: Prices of wheat, cotton, saffron, imported and local rice in Afghanistan in local currency, July 2024**

Province	Types of crops	Price/Kg in Pakistani Rupee (PRs)	Price/Kg in Afghani (AFs)	Price/Kg in (US\$)
Nangarhar	Wheat	-	23	0.3
Nangarhar	Cotton	-	110	1.6
Nangarhar	Rice Imported	-	115	1.6
Nangarhar	Rice Local	-	48	0.7
Balkh	Wheat	-	18	0.3
Balkh	Cotton	-	97	1.4
Balkh	Rice Imported	-	95	1.4
Balkh	Rice Local	-	52	0.7
Badakhshan	Wheat	-	23	0.3
Badakhshan	Rice Imported	-	100	1.4
Badakhshan	Rice Local	-	100	0.9
Takhar	Wheat	-	60	0.3
Takhar	Rice Imported	-	97	1.4
Takhar	Rice Local	-	57	0.8
Helmand	Wheat	-	22	0.3
Helmand	Cotton	-	127	1.8
Helmand	Rice Imported	-	76	1.1
Kandahar	Wheat	-	24	0.4
Kandahar	Cotton	-	132	1.9
Kandahar	Rice Imported	-	74	1.1
Hirat	Wheat	-	17	0.2
Hirat	Cotton	-	170	2.4
Hirat	Saffron	-	118000	1690
Hirat	Rice Imported	-	80	1.1
Hirat	Rice Local	-	50	0.7

**Table 19: Average prices of wheat, cotton, saffron, imported, and local rice in Afghanistan (US\$/kg), July 2023– July 2024**

Types of crops	Jul-23	Aug-23	Sep-23	Oct-23	Nov-23	Dec-23	Jan-24	Feb-24	Mar-24	Apr-24	May-24	Jun-24	Jul-24	Increase/Decrease (%)
Wheat (Local)	0.36	0.36	0.40	0.41	0.41	0.40	0.43	0.46	0.38	0.33	0.31	0.29	0.30	+6%
Cotton	1.97	1.97	2.07	2.13	2.07	1.90	1.93	1.88	1.94	1.84	1.77	1.79	1.82	+2%
Saffron	852	852	911	969	1100	1014	982	1108	1736	1714	1668	1655	1690	+2%
Rice (Imported)	1.42	1.42	1.51	1.50	1.56	1.51	1.64	1.53	1.55	1.46	1.42	1.36	1.30	-4%
Rice (Local)	0.81	0.81	0.84	0.82	0.88	0.95	0.98	1.10	0.96	0.87	0.85	0.79	0.77	-3%

## 12. Reasons for rising and falling narcotic drug prices during this month

### Causes of rising narcotic drug prices:

- ❖ Implementation of the decree of Amir al-Mominin on the prohibition of the cultivation, production, use, and smuggling of narcotic drugs.
- ❖ Approval and publication of Articles No. 13 and 32 of Mutahed Al-Mal regarding the determination of special penalties for types of drug activities.
- ❖ Eradication of poppy cultivation and drug processing factories.
- ❖ The determination of the authorities of the Islamic Emirate of Afghanistan to prevent the cultivation of poppy and hashish and to destroy its fields.
- ❖ Disrupting the order of drug stock markets and reducing drug stocks.
- ❖ Presence of local, regional, and international demand for drug use.
- ❖ Pursuing drug smugglers.

### Reasons for the rise and fall of each category of drugs

#### First Part Opium:

**Changes in the price of opium in Afghanistan:** Compared to the last month, the average price of dry opium in Afghanistan has decreased by 2%, and the average price of fresh opium has decreased by 8% and 6%, respectively. The main reason for the decrease in the price of dry opium is the arrest of smugglers in the north-eastern region of the country and the collection of drug addicts from the cities. **The increase** in fresh opium is **due to** the end of the poppy harvest and the destruction of hundreds of hectares of poppy.

#### Changes in Opium Prices at the Regional Level:

- **The price of opium in the western region has not changed** compared to the previous month.
- **Opium's price has dropped by 15% in the north-eastern region, which is due to** the arrest of drug smugglers.
- **The price of opium in the eastern region has not changed significantly** compared to the previous month.
- **The northern region's opium prices have increased by 5% compared to last month, which is a result of** the end of the opium harvesting season.
- The price of opium in the **central region** has decreased by 4% compared to last month, which is not due to the increase in the supply of opium, but the reasons are the gathering of addicts from the cities, the enforcement of the law and the sale of opium are controlled.
- The price of opium in the **south region** has increased by 3% compared to last month; the only reason is the **shortage** of supply in Pakistan.

### Second Part Cannabis:

The price of hashish has increased compared to the previous month, one of the reason being the destruction of hashish cultivation in the country and the other reason being the lack of harvest in the month of July, both of these reasons cause a decrease in the supply of hashish and an increase in the price.

### Third Part Heroin:

Heroin is made from opium; the decline in the average price of opium in Afghanistan is caused by the decrease in the price of heroin. **According** to field data, **adding** another type of substance (referred to as heroin drug) to heroin **results in a decrease in both** the quality and price of heroin.

### Fourth Part Synthetic Drugs:

According to our analysis, synthetic drugs are mostly used by addicts. So on this basis, it can be said that the decrease in the price of synthetic drugs is due to the accumulation of addicts, because the main demand has decreased at the level of cities. The reason for the increase in the prices of some synthetic drugs, such as all types of Tablet-k, is the prevention of their sale and entry into the country as a result of border control by the active forces and authorities of the Islamic Emirate of Afghanistan.

N.S.A.D.

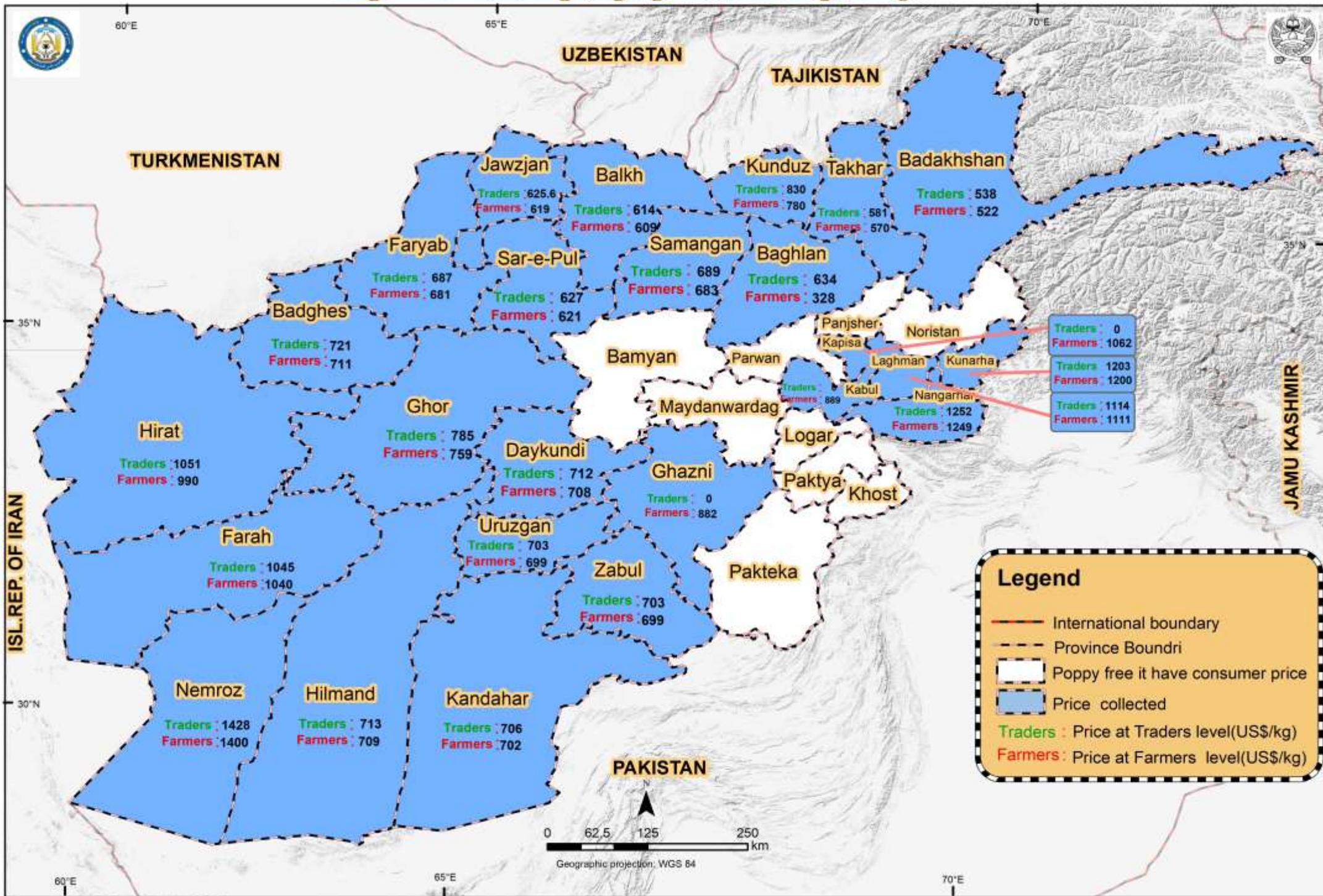
## 13. Methodology

- ❖ Prices are collected in the last week of every month from around twenty farmers and equal numbers of traders by NSAD Survey coordinators generally from different farmers and traders each month. The price data collection is sourced from a few known farmers and traders as well.
- ❖ Opium prices are collected from 25 out of 34 provinces namely Kabul, Ghazni, Kapisa, Badakhshan, Baghlan, Badghis, Balkh, Farah, Faryab, Ghor, Hilmand, Hirat, Kandahar, Kunar, Kunduz, Laghman, Nangarhar, Nimroz, Uruzgan, Takhar, Sur-Pul, Samangan, Jawzjan and Zabul. The prices of dry and fresh opium are collected from farmers (at farm-gate level) and traders (at trader level).
- ❖ Different varieties of heroin, morphine collected from twelve provinces of Afghanistan namely Badakhshan, Takhar, Kunduz, Balkh, Faryab, Badghis, Hilmand, Kandahar, Nangarhar, Hirat, Nimroz and Farah, and cannabis resin prices are collected from eight provinces of Afghanistan namely Badakhshan, Balkh, Hirat, Nangarhar, Kandahar and Takhar. (Garda # 1(Patnosi)) in Balkh province is a new Garda of cannabis resin reported in January 2021 year.
- ❖ Prices of some licit crops such as, wheat, saffron, and cotton, imported and local rice is also collected from seven provinces of Afghanistan and included in this report.
- ❖ Prices of poppy seeds, cannabis seeds and acetic anhydride are included in the report as well.
- ❖ The prices are also presented in local currency for convenience of certain analysis; however, the national average prices are presented in USD. At the regional level, average prices are reflected in local currency with exception of the Western region since prices are reported in two different currencies.
- ❖ Prices are reported in different currencies in different regions. The prices in Eastern region (Kunar, Laghman and Nangarhar) and Southern region (Kandahar, Hilmand, Uruzgan and Zabul) are reported in Pakistani rupees. In Northern (Balkh, Baghlan, Farayb, Sur-Pul, Samangan and Jawzjan) and North-eastern (Badakhshan, Kunduz and Takhar) regions, the prices are reported in Afghani. However, prices are reported in two different currencies namely Afghani and Iranian Tuman in Western (Nimroz and Farah,) region. The prices are converted in US\$ using the exchange rate from (oanda.com) site considering the rates on the same date the observation is made.
- ❖ The synthetic drugs (Methamphetamine per gram, Sosegon per Ampoul, Tablet K per Tablet are reported from six regions (Kabul, Nangarhar, Laghman, Kunar, Faryab, Jawzjan, Sari-pul, Balkh, Samangan, Baghlan, Hilmand, Kandahar, Zabul, Badghis, Hirat, Ghor, Farah, Nimroz, Badakhshan, Takhar, and Kunduz) provinces of the country in US\$, Methamphetamine is sold in various names in Afghanistan. And Sheesha is the common name for Methamphetamine.

**Table 20: Number of observations of dry and fresh opium prices**

	Number of observations (n)		Number of provinces price collected
	Farm-gate price	Trader price	
<b>Dry Opium</b>	174	171	25
<b>Fresh Opium</b>	120	117	22

# Afghanistan: Average dry Opium Price (July 2024)







**Islamic Emirate of Afghanistan**  
**Ministry of Interior Affairs**  
**Deputy Minister of Counter Narcotics**  
**Civilian Vice Deputy Counter Narcotics**  
**Directorate of Survey & Analysis of Narcotics**

