



Islamic Emirate of Afghanistan  
Ministry of Interior Affairs  
Deputy Minister of Counter Narcotics  
Civilian Vice Deputy Counter Narcotics  
Directorate of Survey & Analysis of Narcotics



## MONTHLY REPORT ON DRUG PRICE MONITORING IN AFGHANISTAN



May 2024



الحمد لله رب العالمين والصلاة والسلام على سيد المرسلين  
وعلى آله و أصحابه اجمعين

## Contents

1. Key Findings .....	1
1.1. Trends of Drug prices .....	1
2. Introduction .....	2
3. Opium.....	3
3.1 Dry opium.....	3
3.1.1 Farm-gate price.....	3
3.1.2 Trader Price .....	4
3.2. Dry Opium (Chaynaki Quality).....	5
3.2.1. Farm-gate price.....	5
3.2.2. Trader price.....	5
3.3 Fresh Opium .....	6
4. Heroin.....	7
5. Synthetic Drugs .....	8
6. Cannabis Resin .....	11
7. Seeds: Cannabis and Poppy.....	13
8. Prices of heroin, opium and hashish at consumer level.....	14
9. Price of Acetic Anhydride .....	14
10. Price of Ephedra .....	15
11. Licit Crops.....	16
12. Reasons for rising and falling narcotic drug prices during this month.....	16
13. Methodology .....	19

N.S.A.D

## Contents of table

Table 1: Summary of Drug Prices .....	1
Table 2: Regional average farm-gate price of dry opium US\$/Kg (April 2024 to May 2024) .....	3
Table 3: Regional average price of dry opium from traders US\$/Kg (April 2024 to May 2024) .....	4
Table 4: Average price of dry opium (Chaynaki quality) at farm-gate level (US\$/Kg).....	5
Table 5: Average price of dry opium (Chaynaki quality) at trader level (US\$/Kg).....	5
Table 6: Regional average price of dry opium at farm-gate and trader level in other than USD Currency .....	5
Table 7: Regional average price of fresh opium at farm-gate and trader level in other than USD currency .....	6
Table 8: Prices of different types of heroin in Afghanistan (US\$/kg), May 2023–May 2024 .....	7
Table 9: Prices of 1 kilogram of different types of heroin in currencies other than USD .....	8
Table 10: Prices of all types of Synthetic Drugs in (US\$/UNIT).....	9
Table 11: Prices of different types of cannabis resin in Afghanistan (US\$/kg), May 2023–May 2024.....	11
Table 12: Prices of 1 kilogram of different types of cannabis resin in local currency, Apr 2024–May 2024.....	12
Table 13: Prices of cannabis and poppy seeds in other than USD currency, Apr 2024–May 2024 .....	13
Table 14: Prices of cannabis and poppy seeds in Afghanistan (US\$/kg), May 2023–May 2024 .....	13
Table 15: Average prices of heroin, opium and hashish at consumer level in Afghanistan (US\$/kg), May 23 – May 24.....	14
Table 16 Average Price of Acetic Anhydride in Afghanistan (US\$/Lit) May 2023–May 2024.....	14
Table 17: Average price of Ephedra in Afghanistan (US\$/kg), April 2024–May 2024.....	15
Table 18: Prices of wheat, cotton, saffron, imported and local rice in Afghanistan in local currency, May 2024 ....	16
Table 19: Average prices of wheat, cotton, saffron, imported, and local rice in Afghanistan (US\$/kg), May 2023–May 2024 .....	16
Table 20: Number of observations of dry and fresh opium prices .....	19

## Contents of Figure

Figure 1: National average price of dry opium at farm-gate level from (June 2004 - May 2024) .....	3
Figure 2: National average price of dry opium at trader level US\$/kg (May 2023 to May 2024) .....	4
Figure 3: National average price of fresh opium at farm-gate and trader level US\$/kg (June 2005 to May 2024) .....	6
Figure 4: Types of Synthetic Drugs in US Dollar- May 2024.....	10
Figure 5: Average price of cannabis resin (Garda #1, best quality) in US\$/kg, May 2023–May 2024 .....	11
Figure 6: Prices of different types of cannabis resin in Afghanistan (US\$/kg), May 2024.....	12
Figure 7: Regional average prices of heroin, opium and hashish at consumer level in (US\$/Kg), May 2024.....	14

## 1. Key Findings

### 1.1. Trends of Drug prices

**Table1: Summary of Drug Prices**

Types of drug	By Month			By Year		
	April_2024	May_2024	Change %	May_2023	May_2024	Change %
Dry opium Farm-gate price (US\$/Kg)	837	865	+3%	318	865	+172%
Dry opium Trader price (US\$/Kg)	851	875	+3%	329	875	+166%
Fresh Opium Farm-gate price (US\$/Kg)	570	575	+1%	213	575	+170%
Fresh Opium Trader price (US\$/Kg)	579	597	+3%	219	597	+172%
Heroin Batan_100 (US\$/Kg)	-	11921	-	-	-	-
Heroin White powder (Crystal) - 60% (US\$/Kg)	7768	7745	-0.3%	3584	7745	+116%
Heroin White powder (Crystal) - 40% (US\$/Kg)	6166	6009	-3%	2775	6009	+117%
Morphine (US\$/Kg)	6324	5229	-17%	3281	5229	+59%
Cannabis resin (Garda # 1) Price in (US\$/Kg)	205	199	-3%	100	199	+99%
Cannabis resin (Garda # 2) Price in (US\$/Kg)	138	141	+2%	76.7	141	+84%
Cannabis resin (Garda # 3) Price in (US\$/Kg)	126	128	+2%	51	128	+150%
Methamphetamine (Imported) (US\$/Gram)	2.14	2.18	+2%	0.97	2.18	+126%
Methamphetamine (Local) (US\$/Gram)	1.40	1.33	-5%	1.5	1.33	-11%
Sosegon (Imported) (US\$/Ampoule)	1.39	1.34	-4%	1.10	1.34	+21%
Sosegon (Local) (US\$/Ampoule)	0.79	0.82	+3%	0.52	0.82	+56%
MDMA ( Tablet -K ) A (US\$/Tablet)	15.5	14.0	-10%	13.9	14.0	+0.4%
MDMA ( Tablet -K ) B (US\$/Tablet)	8.9	8.1	-9%	6.5	8.1	+25%
MDMA ( Tablet -K ) C (US\$/Tablet)	7	6.2	-9%	7.3	6.2	-15%
MDMA ( Tablet -K ) D (US\$/Tablet)	3.49	3.32	-5%	3.43	3.32	-3%

## 2. Introduction

The Afghanistan drug price-monitoring report is implemented by the Narcotics Survey & Analysis Directorate. The monitoring of drug prices is carried out in selected provinces of Afghanistan since 1994. Opium price collected from 24 provinces in May 2024. The results provide a detailed picture of the prices of opiates on a monthly basis. The price of the opiates contributes towards understanding the opiate economy in Afghanistan and published in the Afghanistan opium survey reports annually.

The price monitoring includes major licit crops, precursor-chemicals, illicit crops and Synthetic drugs which are included in the report since October 2019. And from the September 2023 on, the price of Ephedra plant, which is used in Methamphetamine production, is also used in this report. On the last page, the methodology section explained the method, that we prepared this report.

N.S.A.D

### 3. Opium

#### 3.1 Dry opium

##### 3.1.1 Farm-gate price

The national average price for one kilogram of dry opium in Afghanistan at the farm-gate level was (US\$ 865/kg) at the end of May 2024, which is 3% higher compared to the price reported in April 2024 (US\$ 837/kg). The average dry opium price at the farm-gate level in May 2024 is 172% higher than the price reported in May 2023, which was (US\$ 318/kg).

Figure 1: National average price of dry opium at farm-gate level from (June 2004 - May 2024)



Table 2: Regional average farm-gate price of dry opium US\$/Kg (April 2024 to May 2024)

Region	Price of Dry Opium (US\$/Kg)		Price change (%)
	Apr-24	May-24	
Eastern region (Kunar, Laghman and Nangarhar)	1192	1209	+1%
Southern region (Hilmand, Kandahar, Uruzgan, Zabul and diykundy)	717	677	-6%
Western region (Badghis, Farah, Ghor, Hirat and Nimroz)	914	979	+7%
North-eastern region (Badakhshan, Kunduz and Takhar)	675	755	+12%
Northern region (Baghlan, Balkh, Faryab, Sur-Pul, Jawzjan and Samangan )	638	626	-2%
Central region (Kabul, Ghazni and Kapisa )	901	978	+9%
<b>Average</b>	<b>837</b>	<b>865</b>	<b>+3%</b>

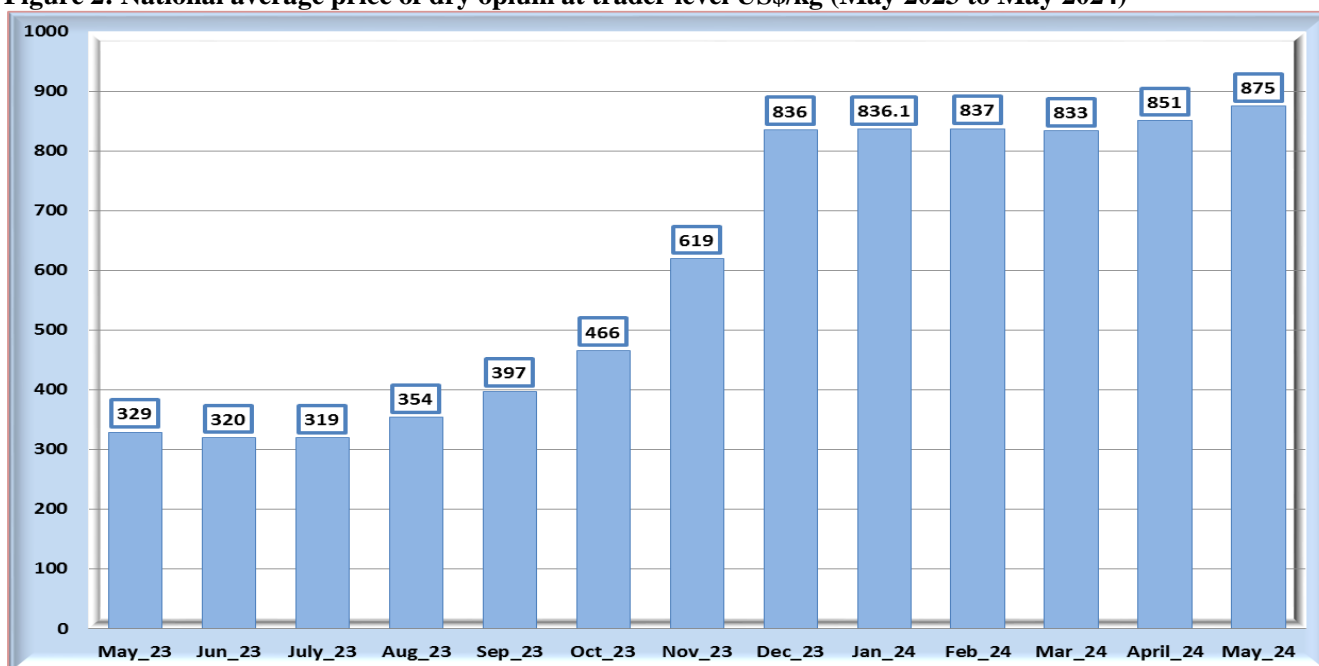
### 3.1.2 Trader Price

The national average dry opium price collected from traders was **(US\$ 875/kg)** at the end of May 2024, showing **3%** increase compared to the price reported last month in April 2024 **(US\$ 851/kg)**.

The average dry opium price at trader level in May 2024 is **166%** higher than the price reported last year in May 2023, which was **(US\$ 329/kg)**.

dry opium price collected from traders has increased by 9%, 8%, and 1% in the north-eastern, western and eastern regions respectively. prices have decreased by 6% and 2% in the southern and northern regions respectively.

**Figure 2: National average price of dry opium at trader level US\$/kg (May 2023 to May 2024)**



**Table 3: Regional average price of dry opium from traders US\$/Kg (April 2024 to May 2024)**

Region	Price of Dry Opium (US\$/Kg)		Price change (%)
	Apr-24	May-24	
Eastern region (Kunar, Laghman and Nangarhar)	1195	1212	+1%
Southern region (Hilmand, Kandahar, Uruzgan, Zabul and diykundy)	723	681	-6%
Western region (Badghis, Farah, Ghor, Hirat and Nimroz)	927	1001	+8%
North-eastern region (Badakhshan, Kunduz and Takhar)	714	778	+9%
Northern region (Baghlan, Balkh, Faryab, Sur-Pul, Jawzjan and Samangan )	644	633	-2%
Central region (Kabul, Ghazni and Kapisa )	-	-	-
<b>Average</b>	<b>851</b>	<b>875</b>	<b>+3%</b>



## 3.2. Dry Opium (Chaynaki Quality)

### 3.2.1. Farm-gate price

From the point of view of quality, the price of dry opium has not changed in different regions. In Balkh and Hilmand provinces, another quality of dry opium by the name of *Chaynaki* is available at the farm-gate and trader level. The *Chaynaki* quality of dry opium is more air-dried than other varieties. The average price of one kilogram of *Chaynaki* dry opium at the farm-gate level in Balkh province was (US\$ 878/kg) in May 2024, showing a decrease of 7% compared to the price reported in April 2024 (US\$ 940/kg). The average price of one kilogram of Chaynaki dry opium at the farm-gate level in Hilmand province was (US\$ 908/kg) in May 2024, showing a decrease of 9% compared to the price reported in April 2024 (US\$ 997/kg).

**Table 4: Average price of dry opium (Chaynaki quality) at farm-gate level (US\$/Kg)**

Dry Opium (Chaynaki quality)	Balkh		Price change (May-Apr) %	Hilmand		Price change (May-Apr) %
	Apr-24	May-24		Apr-24	May-24	
<i>Farm-gate price</i> (US\$/Kg)	940	878	-7%	997	908	-9%

### 3.2.2. Trader price

In Balkh province, the average price of one kilogram of *Chaynaki* dry opium at trader level was (US\$ 885/kg) in May 2024, showing a decrease of 6% compared to the price reported in April 2024 (US\$ 946/kg). In Hilmand province, the average price of one kilogram of Chaynaki dry opium at trader level was (US\$ 912/kg) in May 2024, showing a decrease of 9% compared to the price reported in April 2024 (US\$ 1001/kg).

**Table 5: Average price of dry opium (Chaynaki quality) at trader level (US\$/Kg)**

Dry Opium (Chaynaki quality)	Balkh		Price change (May-Apr) %	Hilmand		Price change (May-Apr) %
	Apr-24	May-24		Apr-24	May-24	
<i>Trader price</i> (US\$/Kg)	946	885	-6%	1001	912	-9%

**Table 6: Regional average price of dry opium at farm-gate and trader level in other than USD Currency**

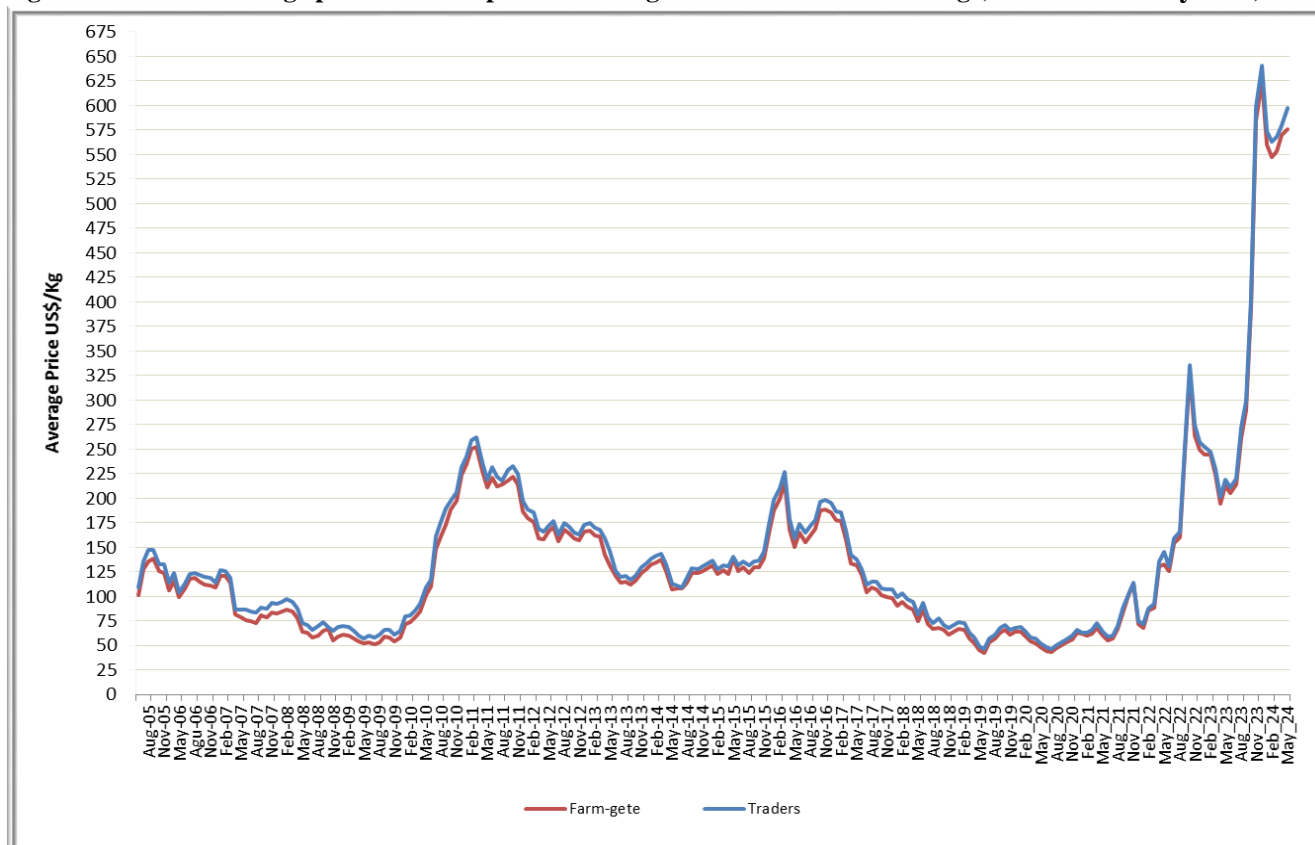
Region	Local currency	Price of 1 kg of Dry Opium in local currency				change at farm-gate level (May-Apr) (%)	Change at trader level (May-Apr) (%)
		Apr-24		May-24			
		Farm-gate	Trader	Farm-gate	Trader		
Eastern region (Kunar, Laghman and and Nangarhar)	Pakistani Rupee	330596	331453	335851	336610	+2%	+2%
Southern region (Hilmand, Kandahar, Uruzgan and Zabul and diykundi)	Pakistani Rupee	199462	201075	188315	189427	-6%	-6%
Western region (Badghis and Ghor) *	Afghani	57833	58722	58056	59856	+0.4%	+2%
Western region (Farah, Hirat and Nimroz) *	Imanian Tuman	49889564	55087254	49738698	50393867	-0.3%	-9%
North-eastern region (Badakhshan, Kunduz and Takhar)	Afghani	48011	50833	53215	54788	+11%	+8%
Northern region (Baghlan, Balkh, Faryab, Suri-Pul, Jawzjan and Samangan)	Afghani	48073	48540	44261	44735	-8%	-8%
Central region (Kabul, Ghazni and Kapisa)	Afghani	64000	-	68900	-	+8%	-

\* Western region is divided into two groups because of prices available in two currencies.

### 3.3 Fresh Opium

At the end of May 2024, the national average price of fresh opium increased by 1% from (US\$ 570/kg) in April 2024 to (US\$ 575/kg) in May 2024 at the farm-gate level. Similarly, the national average price of fresh opium at trader level increased by 3% from (US\$ 579/kg) in April 2024 to (US\$ 597/kg) in May 2024.

**Figure 3: National average price of fresh opium at farm-gate and trader level US\$/kg (June 2005 to May 2024)**



**Table 7: Regional average price of fresh opium at farm-gate and trader level in other than USD currency**

Region	Local currency	Price of 1 kg of Fresh Opium in local currency				change at farm-gate level (May-Apr) (%)	Change at trader level (May-Apr) (%)
		Apr-24		May-24			
		Farm-gate	Trader	Farm-gate	Trader		
Eastern region (Kunar, Laghman and Nangarhar)	Pakistani Rupee	-	-	-	-	-	
Southern region (Hilmand, Kandahar, Uruzgan and Zabul and diykundi)	Pakistani Rupee	133356	135197	123069	125591	-8%	-7%
Western region (Badghis and Ghor) *	Afghani	45893	49429	45805	49113	-0.2%	-0.6%
Western region (Farah, Hirat and Nimroz) *	Imanian Tuman	35409263	36223771	33709773	34452714	-5%	-5%
North-eastern region (Badakhshan, Kunduz and Takhar)	Afghani	-	-	39650	41892	-	-
Northern region (Baghlan, Balkh, Faryab, Suri-Pul, Jawzjan and Samangan)	Afghani	40331	40823	36631	37094	-9%	-9%
Central region (Kabul, Ghazni and Kapisa)	Afghani	63000	-	67750	-	+8%	-

\* Western region is divided into two groups because of prices available in two currencies.

#### 4. Heroin

There are several types of heroin<sup>1</sup> available in Afghanistan with different qualities. The prices off-white powder (Batan) in Nangarhar province, white powder (Batan) high and low quality in Kandahar, Helmand, Balkh and Faryab Provinces, Batan 100% and white powder (Crystal)-60% in Badakhshan, Takhar and Kunduz provinces and white powder (Crystal)-60%, white powder (Crystal)-40%, Morphine and best powder in Hirat, Farah, Nimroz and Badghis provinces are the most expensive heroin reported in Afghanistan. The cheapest heroin (US\$ 306/kg) is called as Khata - 2 reported in Nangarhar province.

**Table 8: Prices of different types of heroin in Afghanistan (US\$/kg), May 2023–May 2024**

Provinces	Types of heroin	May-23	Jun-23	Jul-23	Aug-23	Sep-23	Oct-23	Nov-23	Dec-23	Jan-24	Feb-24	Mar-24	Apr-24	May-24	Change (May-Apr) %
Badakhshan	Batan (100)	-	-	-	-	-	-	-	-	-	-	11,000	-	11,708	-
	White powder (Crystal) - 60%	3,890	4,043	4,079	4,201	4,823	4,547	4,932	9,634	10,313	9,538	9,534	11,122	10,697	-4%
Takhar	Batan (100)	-	-	-	-	-	-	-	-	-	-	-	-	12,134	-
	White powder (Crystal) - 60%	4,299	4,245	4,278	4,294	4,873	4,749	5,036	10,141	11,787	10,040	10,072	10,100	10,644	+5%
	White powder (Crystal) - 40%	2,149	2,021	2,089	2,173	2,386	2,223	2,365	7,876	8,735	8,032	8,057	8,082	8,834	+9%
Kunduz	White powder (Crystal) - 60%	4,504	4,346	4,378	4,481	5,178	4,901	5,242	11,140	12,734	10,542	10,575	9,823	10,332	+5%
Nangarhar	Off- white powder (Batan)	1,132	1,139	1,147	1,109	1,148	1,218	1,467	5,653	6,334	6,387	8,202	8,574	8,569	-0.06%
	Bist powder	566	569	575	558	577	620	771	5,236	5,473	5,518	7,015	7,409	7,410	+0.01%
	Chara # 1	73	75	77	75	80	88	148	838	1,242	1,270	1,331	1,435	1,447	+1%
	Chara # 2	59	62	63	61	64	74	103	642	700	583	630	681	702	+3%
	Khata # 1	52	54	55	53	56	63.1	95.4	178	287	322	342	386	403	+5%
	Khata # 2	40	41	43	42	44	49	81	143	201	233	252	281	306	+9%
Faryab	Off- white powder (Batan) - high quality-60%	3,678	3,844	2,664	4,018	4,327	4,653	5,715	5,740	5,571	5,816	6,271	6,761	7,215	+7%
	Off- white powder (Batan) - low quality-40%	2,857	2,957	2,959	3,092	3,349	3,682	4,103	4,121	4,248	4,431	4,703	5,071	5,388	+6%
Balkh	Off- white powder (Batan) - high quality-60%	3,437	3,643	3,650	3,847	4,147	4,519	5,423	5,593	5,555	5,962	6,263	6,604	6,770	+3%
	Off- white powder (Batan) - low quality-40%	2,447	2,543	2,543	2,654	2,962	3,305	3,884	4,097	4,097	4,506	4,982	5,340	5,642	+6%
	Bist powder 20%	1,142	1,230	1,236	1,339	1,597	1,780	2,081	2,179	2,222	2,496	2,705	2,810	3,103	+10%
Helmand	Off- white powder (Batan) - high quality	2,796	2,792	2,798	3,685	3,929	4,226	7,247	6,638	5,949	5,957	6,118	5,942	5,576	-6%
	Off- white powder (Batan) - low quality	2,656	2,653	2,728	3,350	3,758	4,081	7,000	6,424	5,734	5,742	5,974	5,762	5,396	-6%
	White powder (Crystal) - 60%	4,368	4,293	4,547	6,700	6,970	7,440	10,905	10,456	8,709	8,721	8,277	8,102	7,374	-9%
	White powder (Crystal) - 40%	4,123	4,119	4,268	6,097	6,355	6,790	10,535	10,242	8,852	8,864	8,457	8,282	7,554	-9%
	Morphine	-	-	-	-	-	-	-	-	-	-	-	-	-	-
Kandahar	Off- white powder (Batan) - high quality	2,761	2,758	2,763	3,618	3,758	4,081	7,282	6,638	5,949	5,957	6,082	5,942	5,576	-6%
	Off- white powder (Batan) - low quality	2,621	2,618	2,624	3,250	3,553	3,828	7,035	6,424	5,734	5,742	5,830	5,762	5,396	-6%
	White powder (Crystal) - 60%	4,228	4,258	4,477	6,700	6,901	7,368	10,905	10,349	8,601	8,613	8,349	8,354	7,374	-12%
	White powder (Crystal) - 40%	3,914	4,049	4,198	6,030	6,491	6,934	10,570	10,099	8,709	8,721	8,457	8,210	7,554	-8%
	Morphine	-	-	-	-	-	-	-	-	-	-	-	-	-	-
Badghis	White powder (Crystal) - 40%	1,841	2,010	2,060	2,191	2,252	2,422	2,640	2,752	3,438	3,988	4,098	4,005	3,957	-1%
Hirat	White powder (Crystal) - 60%	3,087	3,055	2,985	3,104	3,710	4,845	4,841	6,954	6,876	6,896	7,256	7,237	7,279	+1%
	White powder (Crystal) - 40%	1,864	2,468	2,341	2,678	3,020	3,668	5,134	6,084	6,034	6,038	6,047	6,324	5,371	-15%
	Bist powder	-	3,290	3,277	3,469	3,840	4,429	5,354	7,968	7,858	7,963	8,537	7,940	-	-
	Morphine	2,738	3,114	3,043	3,165	3,384	3,599	3,814	5,940	5,823	-	-	-	-	-
	White powder (Crystal) - 60%	3,029	2,938	2,985	3,408	3,775	4,637	5,721	7,823	7,717	6,924	6,972	7,870	7,067	-10%
Farah	White powder (Crystal) - 40%	3,495	3,173	3,195	3,651	3,983	5,122	6,161	8,692	9,121	8,690	8,893	6,464	5,936	-8%
	Morphine	2,679	2,350	2,376	3,104	3,319	4,429	5,427	6,084	7,016	6,301	6,403	6,324	5,229	-17%
Nimroz	White powder (Crystal) - 60%	2,932	2,409	2,751	2,775	3,020	3,211	3,814	4,418	4,420	4,099	5,357	5,354	7,040	+31%
	White powder (Crystal) - 40%	2,563	1,998	2,282	2,215	2,689	2,860	3,227	3,549	3,508	3,462	4,524	4,521	5,073	+12%
	Bist powder	4,077	3,643	3,804	3,773	3,840	4,083	5,134	5,795	6,314	6,190	-	-	-	-
	Morphine	4,427	3,996	-	-	-	-	-	-	-	-	-	-	-	-

<sup>1</sup> Heroin is an opioid drug made from morphine, a natural substance taken from the seed pod of the various opium poppy plants grown in Southeast and Southwest Asia, Mexico, and Colombia. Heroin can be a white or brown powder, or a black sticky substance known as black tar heroin. Other common names for heroin include *big H*, *horse*, *hell dust*, and *smack*.

**Table 9: Prices of 1 kilogram of different types of heroin in currencies other than USD**

Province	Types of heroin	Local currency	Prices of 1 kg of different types of heroin in local currency		Change (May-Apr) %
			Apr-24	May-24	
Badakhshan	Batan (100)	Afghani	-	825,000	-
	White powder (Crystal) - 60%	Afghani	787,964	753,750	-4%
Takhar	Batan (100)	Afghani	-	855,000	-
	White powder (Crystal) - 60%	Afghani	718,697	750,000	+4%
	White powder (Crystal) - 40%	Afghani	575,114	622,500	+8%
Kunduz	White powder (Crystal) - 60%	Afghani	700,000	728,000	+4%
Nangarhar	Off- white powder (Batan)	Pakistani Rupee	2,378,000	2,380,000	+0.1%
	Bist powder	Pakistani Rupee	2,055,000	2,058,000	+0.1%
	Chara # 1	Pakistani Rupee	398,000	402,000	+1%
	Chara # 2	Pakistani Rupee	189,000	195,000	+3%
	Khata # 1	Pakistani Rupee	107,000	112,000	+5%
	Khata # 2	Pakistani Rupee	78,000	85,000	+9%
Faryab	Off- white powder (Batan) - high quality -60%	Afghani	480,040	508,842	+6%
	Off- white powder (Batan) - low quality -40%	Afghani	360,000	380,000	+6%
Balkh	Off- white powder (Batan) - high quality -60%	Afghani	470,000	480,000	+2%
	Off- white powder (Batan) - low quality -40%	Afghani	380,000	400,000	+5%
	Bist powder - 20%	Afghani	200,000	220,000	+10%
Helmand	Off- white powder (Batan) - high quality	Pakistani Rupee	1,650,000	1,550,000	-6%
	Off- white powder (Batan) - low quality	Pakistani Rupee	1,600,000	1,500,000	-6%
	White powder (Crystal) - 60%	Pakistani Rupee	2,250,000	2,050,000	-9%
	White powder (Crystal) - 40%	Pakistani Rupee	2,300,000	2,100,000	-9%
	Morphine	Pakistani Rupee	-	-	-
Kandahar	Off- white powder (Batan) - high quality	Pakistani Rupee	1,650,000	1,550,000	-6%
	Off- white powder (Batan) - low quality	Pakistani Rupee	1,600,000	1,500,000	-6%
	White powder (Crystal) - 60%	Pakistani Rupee	2,320,000	2,050,000	-12%
	White powder (Crystal) - 40%	Pakistani Rupee	2,280,000	2,100,000	-8%
	Morphine	Pakistani Rupee	-	-	-
Badghis	White powder (Crystal) - 40%	Afghani	285,000	280,000	-2%
Hirat	White powder (Crystal) - 60%	Afghani	515,000	515,000	0%
	White powder (Crystal) - 40%	Afghani	450,000	380,000	-16%
	Bist powder	Afghani	565,000	-	-
	Morphine	Afghani	-	-	-
	White powder (Crystal) - 60%	Afghani	560,000	500,000	-11%
Farah	White powder (Crystal) - 40%	Afghani	460,000	420,000	-9%
	Morphine	Afghani	450,000	370,000	-18%
	White powder (Crystal) - 60%	Afghani	380,977.3349	498,099	+31%
Nimruz	White powder (Crystal) - 40%	Afghani	321,714.1939	358,924	+12%
	Bist powder	Afghani	-	-	-
	Morphine	Afghani	-	-	-
	Morphine	Afghani	-	-	-

## 5. Synthetic Drugs

Synthetic drugs are a dangerous chemical and it has intensive effects on health, and after a long time it makes consumer addicted, and can be potentially life threatening. Primary users, of these synthetic drugs are youths in Afghanistan; because products are cheap and easily accessible to teenagers everywhere, at stores, smoke shops and party ceremonies.


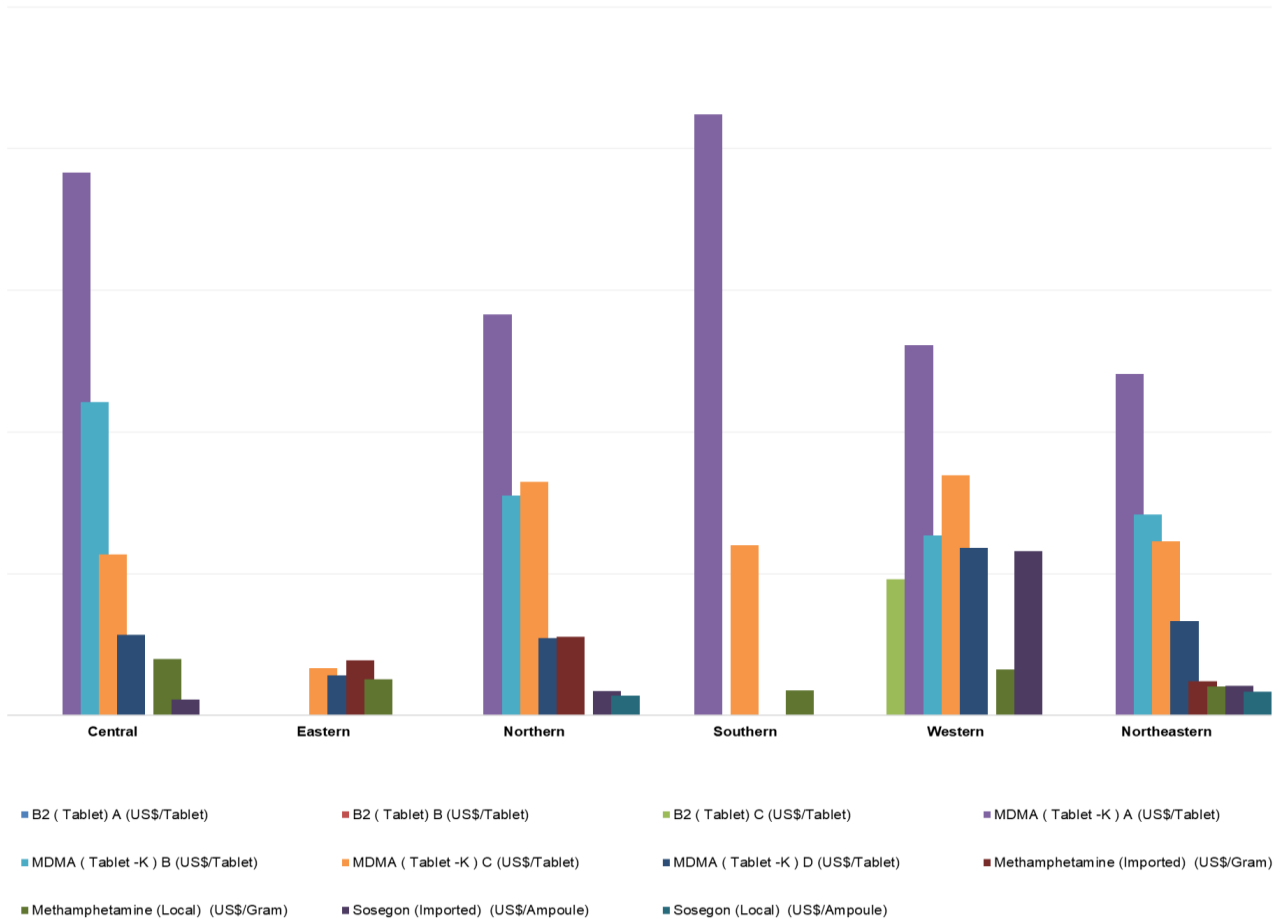
Synthetic drugs, could be addictive and creates a serious threat on the health of every one in daily life. Methamphetamine<sup>2</sup>, Tablet K and Sosegon are available in Afghanistan, which Methamphetamine is sold in various names in Afghanistan. And Sheesha is the common name for Methamphetamine, for details of its cheap price and accessible for youth.

<sup>2</sup> Methamphetamine is a powerful, highly addictive stimulant that affects the central nervous system. Also known as meth, blue, ice, and crystal, among many other terms, it takes the form of a white, odorless, bitter-tasting crystalline powder that easily dissolves in water or alcohol.

**Table 10: Prices of all types of Synthetic Drugs in (US\$/UNIT)**

Region	Types of Synthetic Drugs	May-24
Central	Methamphetamine (Imported) (US\$/Gram)	-
	Methamphetamine (Local) (US\$/Gram)	2.0
	Sosegon (Imported) (US\$/Ampoule)	0.6
	Sosegon (Local) (US\$/Ampoule)	-
	MDMA ( Tablet -K ) A (US\$/Tablet)	19.2
	MDMA ( Tablet -K ) B (US\$/Tablet)	11.1
	MDMA ( Tablet -K ) C (US\$/Tablet)	5.7
	MDMA ( Tablet -K ) D (US\$/Tablet)	2.8
	B2 ( Tablet) A (US\$/Tablet)	-
B2 ( Tablet) B (US\$/Tablet)	-	
B2 ( Tablet) C (US\$/Tablet)	-	
Eastern	Methamphetamine (Imported) (US\$/Gram)	2.0
	Methamphetamine (Local) (US\$/Gram)	1.3
	Sosegon (Imported) (US\$/Ampoule)	-
	Sosegon (Local) (US\$/Ampoule)	-
	MDMA ( Tablet -K ) A (US\$/Tablet)	-
	MDMA ( Tablet -K ) B (US\$/Tablet)	-
	MDMA ( Tablet -K ) C (US\$/Tablet)	1.7
	MDMA ( Tablet -K ) D (US\$/Tablet)	1.4
	B2 ( Tablet) A (US\$/Tablet)	-
B2 ( Tablet) B (US\$/Tablet)	-	
B2 ( Tablet) C (US\$/Tablet)	-	
Northern	Methamphetamine (Imported) (US\$/Gram)	2.8
	Methamphetamine (Local) (US\$/Gram)	-
	Sosegon (Imported) (US\$/Ampoule)	0.9
	Sosegon (Local) (US\$/Ampoule)	0.7
	MDMA ( Tablet -K ) A (US\$/Tablet)	14.2
	MDMA ( Tablet -K ) B (US\$/Tablet)	7.8
	MDMA ( Tablet -K ) C (US\$/Tablet)	8.3
	MDMA ( Tablet -K ) D (US\$/Tablet)	2.7
	B2 ( Tablet) A (US\$/Tablet)	-
B2 ( Tablet) B (US\$/Tablet)	-	
B2 ( Tablet) C (US\$/Tablet)	-	
Southern	Methamphetamine (Imported) (US\$/Gram)	-
	Methamphetamine (Local) (US\$/Gram)	0.9
	Sosegon (Imported) (US\$/Ampoule)	-
	Sosegon (Local) (US\$/Ampoule)	-
	MDMA ( Tablet -K ) A (US\$/Tablet)	21.2
	MDMA ( Tablet -K ) B (US\$/Tablet)	-
	MDMA ( Tablet -K ) C (US\$/Tablet)	6.0
	MDMA ( Tablet -K ) D (US\$/Tablet)	-
	B2 ( Tablet) A (US\$/Tablet)	-
B2 ( Tablet) B (US\$/Tablet)	-	
B2 ( Tablet) C (US\$/Tablet)	-	
Western	Methamphetamine (Imported) (US\$/Gram)	-
	Methamphetamine (Local) (US\$/Gram)	1.6
	Sosegon (Imported) (US\$/Ampoule)	5.8
	Sosegon (Local) (US\$/Ampoule)	-
	MDMA ( Tablet -K ) A (US\$/Tablet)	13.1
	MDMA ( Tablet -K ) B (US\$/Tablet)	6.4
	MDMA ( Tablet -K ) C (US\$/Tablet)	8.5
	MDMA ( Tablet -K ) D (US\$/Tablet)	5.9
	B2 ( Tablet) A (US\$/Tablet)	-
B2 ( Tablet) B (US\$/Tablet)	-	
B2 ( Tablet) C (US\$/Tablet)	4.8	
Northeastern	Methamphetamine (Imported) (US\$/Gram)	1.2
	Methamphetamine (Local) (US\$/Gram)	1.0
	Sosegon (Imported) (US\$/Ampoule)	1.0
	Sosegon (Local) (US\$/Ampoule)	0.9
	MDMA ( Tablet -K ) A (US\$/Tablet)	12.1
	MDMA ( Tablet -K ) B (US\$/Tablet)	7.1
	MDMA ( Tablet -K ) C (US\$/Tablet)	6.1
	MDMA ( Tablet -K ) D (US\$/Tablet)	3.3
	B2 ( Tablet) A (US\$/Tablet)	-
B2 ( Tablet) B (US\$/Tablet)	-	
B2 ( Tablet) C (US\$/Tablet)	-	

Figure 4: Types of Synthetic Drugs in US Dollar- May 2024



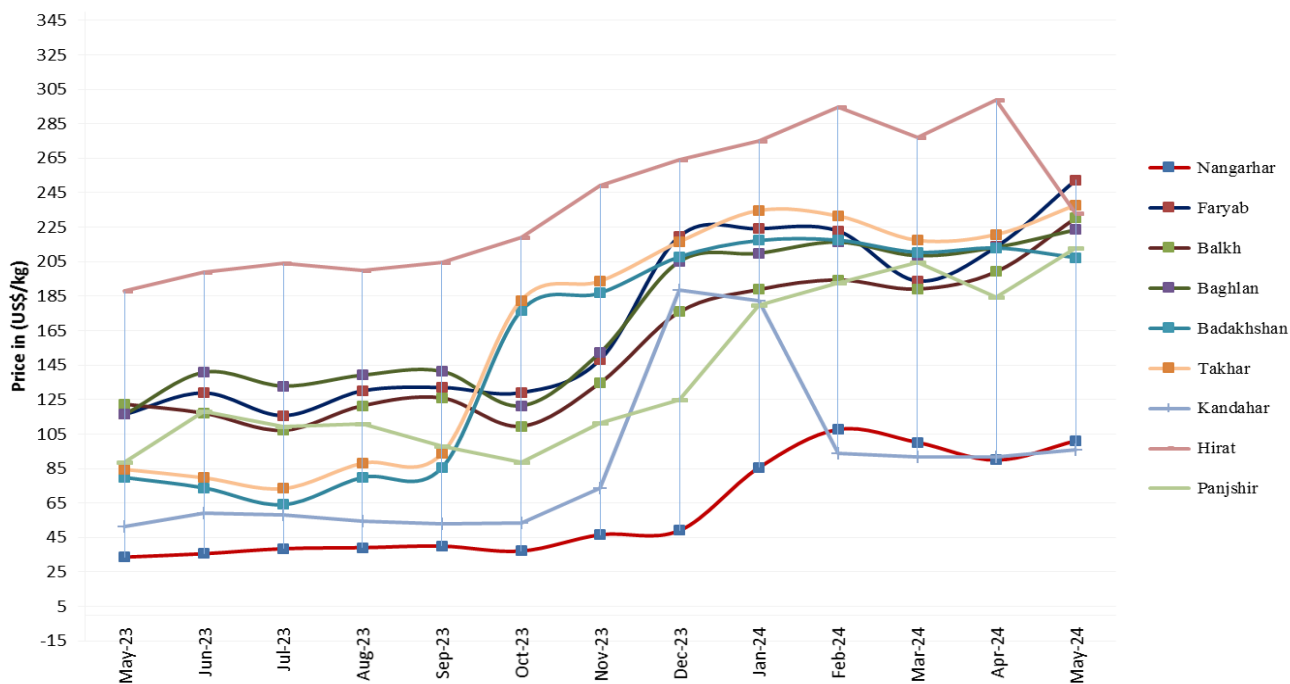
## 6. Cannabis Resin

There are mainly three types of cannabis resin available in Afghanistan, namely Garda # 1, # 2, and # 3, with the quality being best, moderat, and fair, respectively. Garda # 1 (Shirak) in Badakhshan province was the most expensive cannabis resin because of its pure quality. Earlier, Garda # 1 (Patnosi) of Balkh province was the most expensive and popular because of its high quality; however, it lost its demand due to blending with lower-quality hashish.

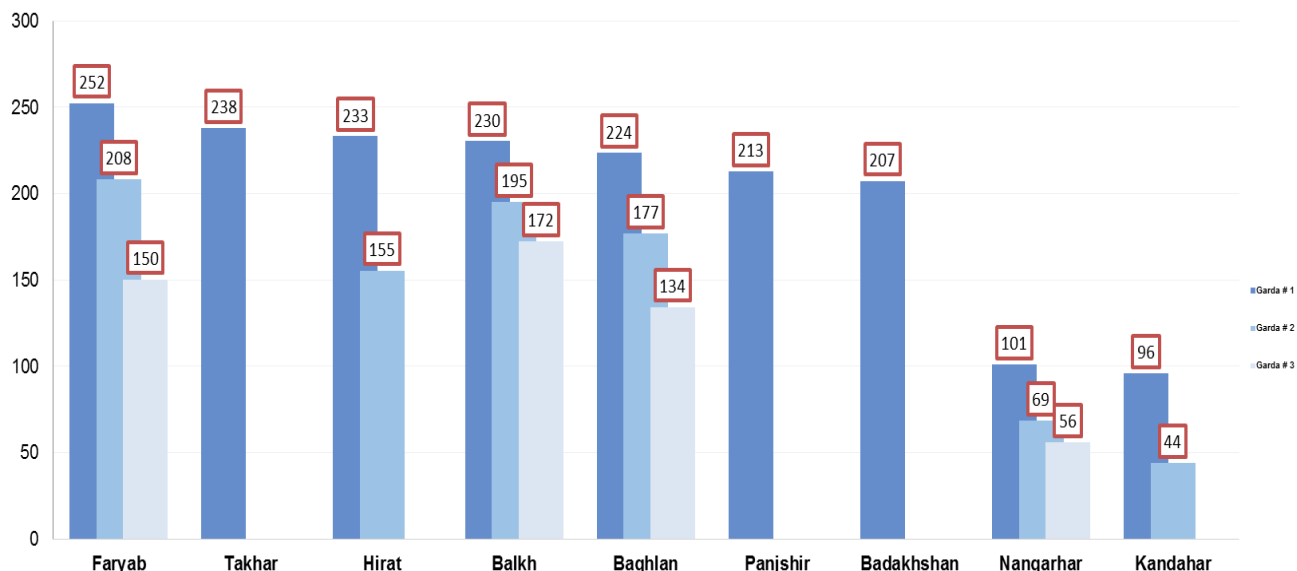
**Table 11: Prices of different types of cannabis resin in Afghanistan (US\$/kg), May 2023–May 2024**

Province	Types of cannabis resin	Types of resin	May-23	Jun-23	Jul-23	Aug-23	Sep-23	Oct-23	Nov-23	Dec-23	Jan-24	Feb-24	Mar-24	Apr-24	May-24	Change (May-Apr) %
Nangarhar	Garda # 1	Garda # 1	39	39	40	37	41	47	49	86	108	100	90	94	101	+8%
Nangarhar	Garda # 2	Garda # 2	33	34	36	33	36	39	42	64	79	72	65	68	69	+0.3%
Nangarhar	Garda # 3	Garda # 3	21	19	21	19	21	25	28	43	57	54	50	52	56	+7%
Faryab	Garda # 1 (Sherak)	Garda # 1	116	130	132	129	124	148	220	224	223	194	214	239	252	+5%
Faryab	Garda # 2 (Morchajoshi)	Garda # 2	98	106	111	103	103	121	176	188	195	166	185	204	208	+2%
Faryab	Garda # 3 (khaka)	Garda # 3	60	71	77	73	64	81	147	159	167	138	143	162	150	-7%
Balkh	Garda # 1 (Patnosi)	Garda # 1	107	122	126	110	108	135	176	189	194	189	199	216	230	+6%
Balkh	Garda # 2 (Morchajoshi)	Garda # 2	86	94	98	85	79	94	147	145	167	154	171	190	195	+3%
Balkh	Garda # 3 (khaka)	Garda # 3	50	59	61	49	41	54	117	116	139	140	142	157	172	+10%
Baghlan	Garda # 1 (Chaki)	Garda # 1	133	139	141	121	121	152	205	210	216	209	213	220.6	224	+1%
Baghlan	Garda # 2 (Morchajoshi)	Garda # 2	110	114	118	97	98	120	147	152	154	146	157	173	177	+2%
Baghlan	Garda # 3 (khaka)	Garda # 3	74	85	87	73	68	90	117	116	119	111	121	132	134	+2%
Badakhshan	Garda # 1 (Shirak)	Garda # 1	64	80	85	176	189	187	208	217	217	210	213	218	207	-5%
Takhar	Garda # 1 (Shirak)	Garda # 1	73	88	94	183	195	194	217	235	232	217	221	225	238	+6%
Kandahar	Garda # 1 (Sherak)	Garda # 1	58	54	53	54	71	74	189	182	94	92	92	116	96	-17%
Kandahar	Garda # 2	Garda # 2	28	27	27	30	46	48	149	143	52	49	48	52	44	-15%
Kandahar	Garda # 3	Garda # 3	-	-	-	-	-	-	-	-	-	-	-	-	-	-
Hirat	Garda # 1 (Sherak)	Garda # 1	204	200	205	219	247	249	264	275	295	277	299	302	233	-23%
Hirat	Garda # 2 (Morchajoshi)	Garda # 2	105	100	94	103	111	118	125	123	126	118	135	141	155	+11%
Panjshir	Garda # 1 (Jooshi)	Garda # 1	110	111	98	89	116	111	125	180	193	205	184	217	213	-2%
Panjshir	Garda # 2 (Morchajoshi)	Garda # 2	-	-	-	-	-	-	-	-	-	-	-	-	-	-

**Figure 5: Average price of cannabis resin (Garda #1, best quality) in US\$/kg, May 2023–May 2024**



**Figure 6: Prices of different types of cannabis resin in Afghanistan (US\$/kg), May 2024**



**Table 12: Prices of 1 kilogram of different types of cannabis resin in local currency, Apr 2024–May 2024**

Province	Types of cannabis resin	Local currency	Prices of 1 kg of different types of cannabis resin in local currency		Change (May-Apr) %
			Apr-24	May-24	
Nangarhar	Garda # 1	Pakistani Rupee	26,000	28,000	+8%
	Garda # 2	Pakistani Rupee	19,000	19,000	0%
	Garda # 3	Pakistani Rupee	14,500	15,500	+7%
Faryab	Garda # 1 (Sherak)	Afghani	17,000	17,800	+5%
	Garda # 2 (Morhajosh)	Afghani	14,500	14,700	+1%
	Garda # 3 (khaka)	Afghani	11,500	10,600	-8%
Balkh	Garda # 1 (Patnosi)	Afghani	15,400	16,300	+6%
	Garda # 2 (Morhajosh)	Afghani	13,500	13,800	+2%
	Garda # 3 (khaka)	Afghani	11,200	12,200	+9%
Baghlan	Garda # 1 (Chaki)	Afghani	15,700	15,800	+1%
	Garda # 2 (Morhajosh)	Afghani	12,300	12,500	+2%
	Garda # 3 (khaka)	Afghani	9,400	9,500	+1%
Badakhshan	Garda # 1 (Shirak)	Afghani	15,500	14,611	-6%
Takhar	Garda # 1 (Shirak)	Afghani	16,000	16,759	+5%
Kandahar	Garda # 1 (Sherak)	Pakistani Rupee	32,222	26,667	-17%
	Garda # 2	Pakistani Rupee	14,444	12,222	-15%
	Garda # 3	Pakistani Rupee	-	-	-
Hirat	Garda # 1	Afghani	21,500	16,500	-23%
	Garda # 2	Afghani	10,000	11,000	+10%
Panjshir	Garda # 1 (Jooshi)	Pakistani Rupee	15,400	15,000	-3%
	Garda # 2 (Morhajosh)	Afghani	-	-	-



## 7. Seeds: Cannabis and Poppy

Prices of cannabis and poppy seeds collected from eighteen provinces of Afghanistan are tabulated below.

**Table 13: Prices of cannabis and poppy seeds in other than USD currency, Apr 2024–May 2024**

Province	Types of seed	Local currency	Prices of 1 kg of cannabis seed and poppy seed in local currency		Change (May-Apr) (%)
			Apr-24	May-24	
Badakhshan	Poppy seed	Afghani	86	100	+16%
	Cannabis seed	Afghani	87	58	-33%
Takhar	Poppy seed	Afghani	104	115	11%
	Cannabis seed	Afghani	98	90	-8%
Balkh	Poppy seed	Afghani	90	80	-11%
	Cannabis seed	Afghani	80	70	-13%
Baghlan	Poppy seed	Afghani	85	80	-6%
	Cannabis seed	Afghani	70	70	0%
Faryab	Poppy seed	Afghani	120	130	8%
	Cannabis seed	Afghani	80	75	-6%
Hirat	Poppy seed	Afghani	140	110	-21%
	Cannabis seed	Afghani	130	100	-23%
Farah	Poppy seed	Afghani	150	155	3%
	Cannabis seed	Afghani	80	80	0%
Hilmand	Poppy seed	Afghani	91	68	-25%
	Cannabis seed	Afghani	68	51	-25%
Kandahar	Poppy seed	Afghani	97	74	-24%
	Cannabis seed	Afghani	63	57	-10%
Zabul	Poppy seed	Afghani	125	79	-37%
	Cannabis seed	Afghani	68	59	-13%
Uruzgan	Poppy seed	Afghani	91	68	-25%
	Cannabis seed	Afghani	80	65	-18%
Nangarhar	Poppy seed	Pakistani Ruppee	325	275	-15%
	Cannabis seed	Pakistani Ruppee	145	155	+7%
Kunar	Poppy seed	Pakistani Ruppee	-	-	-
	Cannabis seed	Pakistani Ruppee	-	-	-
Laghman	Poppy seed	Pakistani Ruppee	385	180	+53%
	Cannabis seed	Pakistani Ruppee	130	120	-8%
Kabul	Poppy seed	Afghani	190	200	+5%
Ghazni	Cannabis seed	Afghani	-	-	-
Kapisa	Poppy seed	Afghani	105	180	+71%

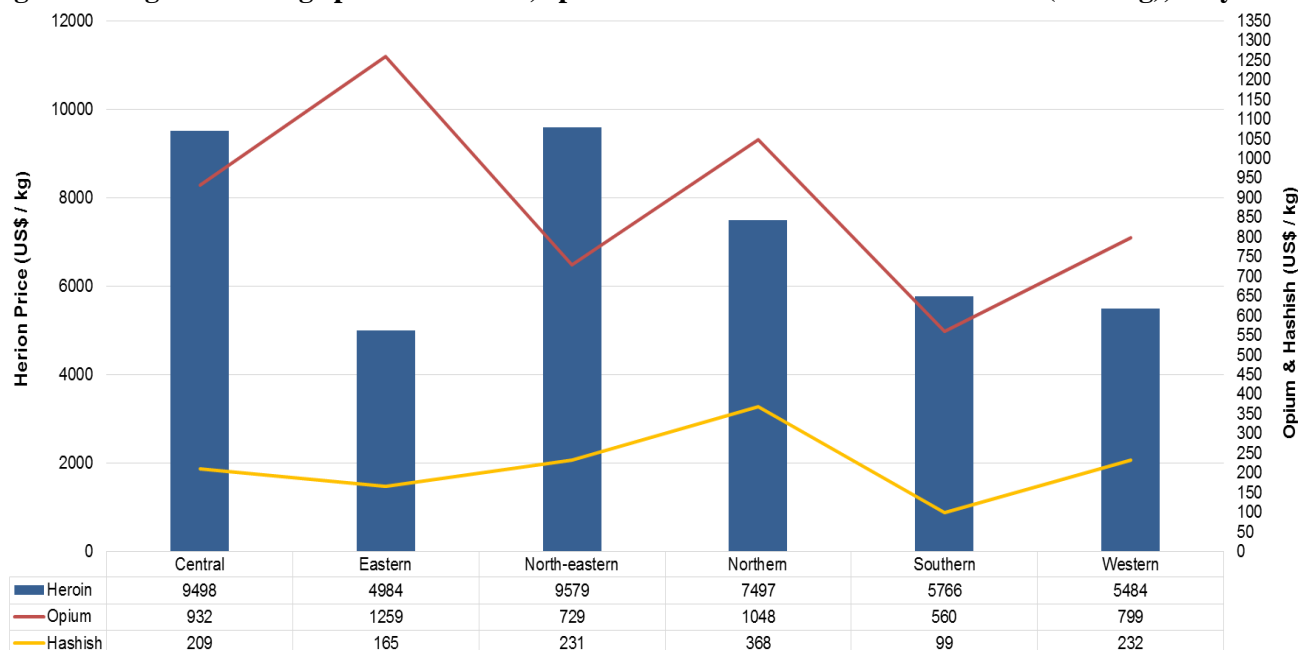
**Table 14: Prices of cannabis and poppy seeds in Afghanistan (US\$/kg), May 2023–May 2024**

Types of seeds	May-23	Jun-23	Jul-23	Aug-23	Sep-23	Oct-23	Nov-23	Dec-23	Jan-24	Feb-24	Mar-24	Apr-24	May-24	Increase/Decrease (%)
Cannabis seed	0.909	0.832	0.882	0.923	0.929	0.924	0.933	1.105	1.016	0.980	1.105	1.054	0.920	-13%
Poppy seed	1.328	1.272	1.314	1.336	1.442	1.417	1.603	1.978	1.669	1.659	1.679	1.553	1.468	-5%

## 8. Prices of heroin, opium and hashish at consumer level

The consumer prices of heroin, opium and hashish collected from different regions of Afghanistan are as below. The quality of product varies widely in different regions.

**Figure 7: Regional average prices of heroin, opium and hashish at consumer level in (US\$/Kg), May 2024**



**Table 15: Average prices of heroin, opium and hashish at consumer level in Afghanistan (US\$/kg), May 23 – May 24**

Types of drug	Average prices in (US\$/kg)													Change (May-Apr) (%)
	May-23	Jun-23	Jul-23	Aug-23	Sep-23	Oct-23	Nov-23	Dec-23	Jan-24	Feb-24	Mar-24	Apr-24	May-24	
Heroin	3,286	3,520	3,611	3,782	4,413	4,463	5,605	7,997	7,150	7,624	7,427	7,928	7,500	-5%
Opium	355	355	383	413	456	496	592	1,502	850	812	867	896	885	-1%
Hashish	132	145	141	136	148	165	216	264	214	214	210	226	224	-1%

## 9. Price of Acetic Anhydride

**Table 16 Average Price of Acetic Anhydride in Afghanistan (US\$/Lit) May 2023–May 2024**

Variety of Acetic Anhydride	May-23	Jun-23	Jul-23	Aug-23	Sep-23	Oct-23	Nov-23	Dec-23	Jan-24	Feb-24	Mar-24	Apr-24	May-24	Increase / Decrease (%)
Acetic Anhydride - A* (Garmani)	127	139	140	159	160	178	191	182	243	232	245	255	152	-40%
Acetic Anhydride - B* (Japani)	-	-	-	-	-	-	-	-	-	-	-	-	-	-
Acetic Anhydride - C* (Indian)	58	59	59	58	66	72	91	143	122	119	126	133	145	+8%
Acetic Anhydride - D* (Pakistani)	53	54	56	55	57	61	88	136	104	90	72	77	80	+5%
Acetic Anhydride - E* (Chinees)	128	138	143	169	168	179	182	203	203	193	199	206	213	+3%
Acetic Anhydride - F* (Irani)	78	80	77	81	85	92	108	116	131	134	103	105	68	-35%

## 10. Price of Ephedra

Ephedra is a low evergreen shrub with small scaly leaves. It has a long history of medicinal use in China and India to treat colds, fever, headaches, and coughing, wheezing, and other conditions.

### Where is Ephedra found?

A group of about 40 species found from southern Europe, North Africa to Asia as well as the mountains of North and South America, Ephedra are typically plants of dry and desert regions.

Ephedra is found naturally in different zones of Afghanistan and is used in the production of methamphetamine. From September 2023, the Deputy Ministry for Counter Narcotics had also included the price of Ephedra in the monthly drug price report.

**Table 17: Average price of Ephedra in Afghanistan (US\$/kg), April 2024–May 2024**

Average Price Of "Ephedra" For Each Zone (US\$/Kg)			
Region	Apr-24	May-24	Change (May-Apr) %
Northern	0.76	0.78	+2%
North-east	0.84	0.92	+9%
Western	1.04	1.03	-1%
Central	0.79	0.77	-2%
Southern	1.11	1.05	-6%
Eastern	1.20	1.13	-6%
<b>Average Prices for Afghanistan</b>	<b>0.91</b>	<b>0.91</b>	<b>+0.2%</b>

## 11. Licit Crops

Prices of wheat, cotton, saffron, rice (imported) and rice (local) collected in seven provinces of Afghanistan are shown in below table.

**Table 18: Prices of wheat, cotton, saffron, imported and local rice in Afghanistan in local currency, May 2024**

Province	Types of crops	Price/Kg in Pakistani Rupee (PRs)	Price/Kg in Afghani (AFs)	Price/Kg in (US\$)
Nangarhar	Wheat	-	22	0.3
Nangarhar	Cotton	-	107	1.5
Nangarhar	Rice Imported	-	112	1.6
Nangarhar	Rice Local	-	46	0.6
Balkh	Wheat	-	20	0.3
Balkh	Cotton	-	95	1.3
Balkh	Rice Imported	-	110	1.6
Balkh	Rice Local	-	65	0.9
Badakhshan	Wheat	-	28	0.4
Badakhshan	Rice Imported	-	120	1.7
Badakhshan	Rice Local	-	120	1.0
Takhar	Wheat	-	72	0.4
Takhar	Rice Imported	-	120	1.7
Takhar	Rice Local	-	65	0.9
Helmand	Wheat	-	19	0.3
Helmand	Cotton	-	129	1.8
Helmand	Rice Imported	-	77	1.1
Kandahar	Wheat	-	22	0.3
Kandahar	Cotton	-	131	1.9
Kandahar	Rice Imported	-	76	1.1
Hirat	Wheat	-	17	0.2
Hirat	Cotton	-	165	2.3
Hirat	Saffron	-	118000	1668
Hirat	Rice Imported	-	90	1.3
Hirat	Rice Local	-	53	0.7

**Table 19: Average prices of wheat, cotton, saffron, imported, and local rice in Afghanistan (US\$/kg), May 2023–May 2024**

Types of crops	May-23	Jun-23	Jul-23	Aug-23	Sep-23	Oct-23	Nov-23	Dec-23	Jan-24	Feb-24	Mar-24	Apr-24	May-24	Increase/Decrease
Wheat (Local)	0.34	0.33	0.36	0.36	0.40	0.41	0.41	0.40	0.43	0.46	0.38	0.33	0.31	-6%
Cotton	2.12	2.14	1.97	1.97	2.07	2.13	2.07	1.90	1.93	1.88	1.94	1.84	1.77	-4%
Saffron	874	846	852	852	911	969	1100	1014	982	1108	1736	1714	1668	-3%
Rice (Imported)	1.37	1.37	1.42	1.42	1.51	1.50	1.56	1.51	1.64	1.53	1.55	1.46	1.42	-2%
Rice (Local)	0.82	0.80	0.81	0.81	0.84	0.82	0.88	0.95	0.98	1.10	0.96	0.87	0.85	-2%

## 12. Reasons for rising and falling narcotic drug prices during this month

## Causes of rising narcotic drug prices:

- ❖ Implementation of the decree of Amir al-Mominin on the prohibition of the cultivation, production, use, and smuggling of narcotic drugs.
- ❖ Approval and publication of Articles No. 13 and 32 of Mutahed Al-Mal regarding the determination of special penalties for types of drug activities.
- ❖ Eradication of poppy cultivation and drug processing factories.
- ❖ The determination of the authorities of the Islamic Emirate of Afghanistan to prevent the cultivation of poppy and hashish and to destroy its fields.
- ❖ Disrupting the order of drug stock markets and reducing drug stocks.
- ❖ Presence of local, regional, and international demand for drug use.
- ❖ Pursuing drug smugglers.

## Reasons for the rise and fall of each category of drugs

### First Part Opium:

**Changes in the price of opium in Afghanistan:** The price of opium in Afghanistan has increased by 3% compared to last month.

### Changes in Opium Prices at the Regional Level:

- In the **western region**, except for Ghor province, the price of opium has increased compared to last month, which is the reason for the unprecedented decrease in poppy cultivation and the people's return to legitimate cultivation. And the reason for the drop in prices in Ghor province is the high poppy harvest.
- In the north-eastern region, the price of opium has increased compared to last month, which is due to the implementation of the law on the eradication of poppy cultivation and the lack of supply of opium. The shortage of dry opium in the mentioned region has caused its price to increase even more.
- **The lack of opium supply** has led to an increase in the price of opium in the **eastern region** compared to last month.
- The price of opium in the **northern region**, with the exception of Baghlan province, has dropped compared to last month because of the arrival of the poppy crop.
- The price of opium in the central region has increased compared to last month, which is due to the implementation of the law, the decrease in poppy cultivation, and the decrease in the supply of opium.
- In the **southern region**, there was a slight decrease compared to last month, which is due to the poppy cultivation in Pakistan and the collection of drug addicts, and this small decrease did not affect the general average.

### **Second Part Cannabis:**

The decrease in the price of first grade hashish due to the low price of this type of hashish in Herat province and the increase in the price of second grade and third grade hashish at the country level (enforcement of the law, elimination of hashish cultivation, and production decline) are due to Or, in other words, when prices increase, users use second and third grade hashish due to economic reasons, but the increase in demand for these two types (second and third grade hashish) was the reason that they were recalled all over the country. The price of the round has increased.

### **Third Part Heroin:**

Heroin is made from opium; an increase in the price of opium leads to an increase in the price of heroin. But according to field information, another type of substance (called heroin drug) is added to heroin, which has caused the price of heroin in the western zone to be lower than last month.

### **Fourth Part Synthetic Drugs:**

- According to our analysis, synthetic drugs are mostly used by addicts. Therefore, it can be said on the same basis that the price reduction of synthetic drugs is due to the accumulation of addicts because the main applicants have decreased at the level of cities. The reason for the increase in the prices of some synthetic drugs, such as methamphetamine and Sosegon ampoules, is the prevention of their sale and entry into the country as a result of border control by the active forces and authorities of the Islamic Emirate of Afghanistan.

N.S.A.D

### 13. Methodology

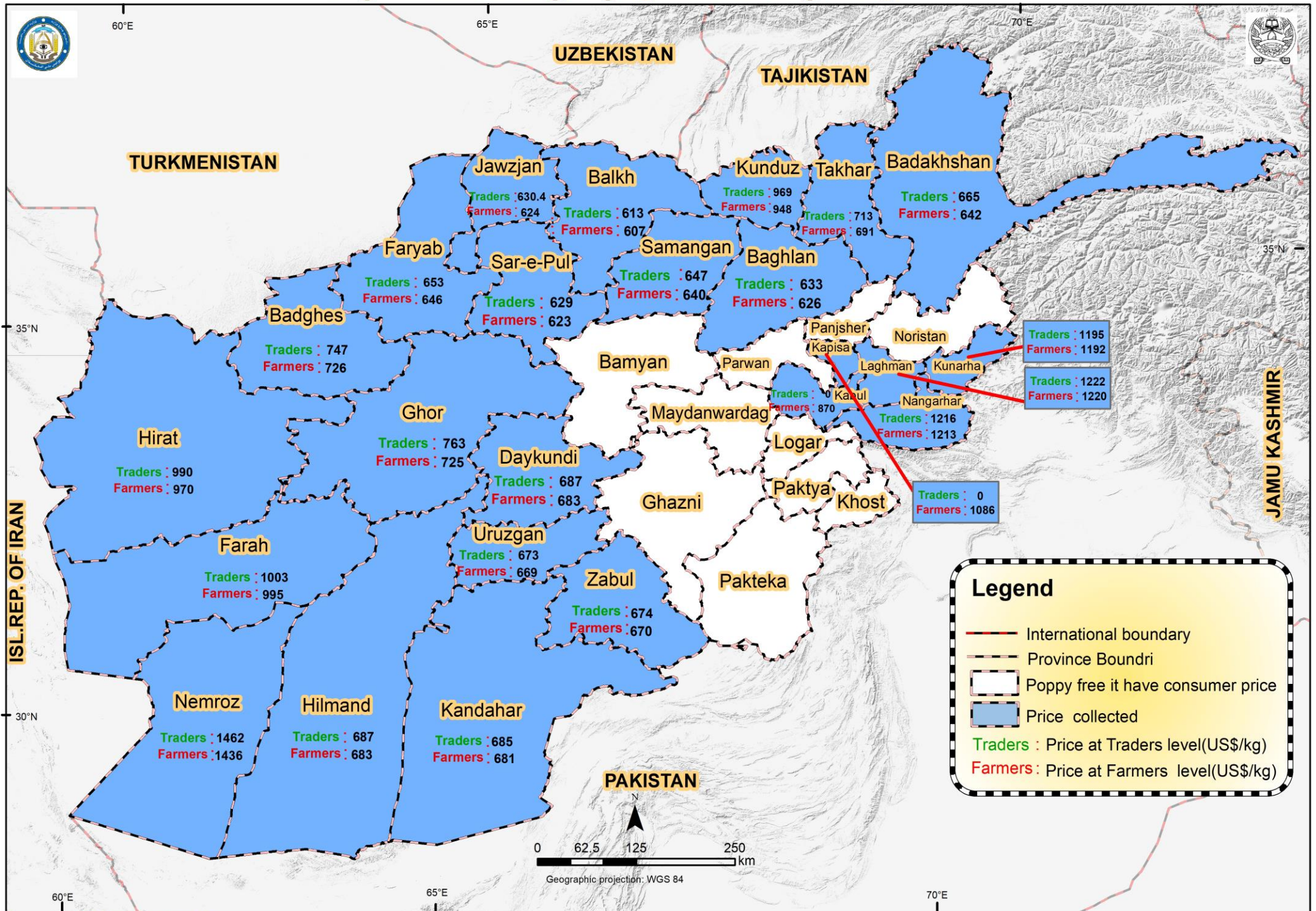
- ❖ Prices are collected in the last week of every month from around twenty farmers and equal numbers of traders by NSAD Survey coordinators generally from different farmers and traders each month. The price data collection is sourced from a few known farmers and traders as well.
- ❖ Opium prices are collected from 25 out of 34 provinces namely Kabul, Ghazni, Kapisa, Badakhshan, Baghlan, Badghis, Balkh, Farah, Faryab, Ghor, Hilmand, Hirat, Kandahar, Kunar, Kunduz, Laghman, Nangarhar, Nimroz, Uruzgan, Takhar, Sur-Pul, Samangan, Jawzjan and Zabul. The prices of dry and fresh opium are collected from farmers (at farm-gate level) and traders (at trader level).
- ❖ Different varieties of heroin, morphine collected from twelve provinces of Afghanistan namely Badakhshan, Takhar, Kunduz, Balkh, Faryab, Badghis, Hilmand, Kandahar, Nangarhar, Hirat, Nimroz and Farah, and cannabis resin prices are collected from eight provinces of Afghanistan namely Badakhshan, Balkh, Hirat, Nangarhar, Kandahar and Takhar. (Garda # 1(Patnosi)) in Balkh province is a new Garda of cannabis resin reported in January 2021 year.
- ❖ Prices of some licit crops such as, wheat, saffron, and cotton, imported and local rice is also collected from seven provinces of Afghanistan and included in this report.
- ❖ Prices of poppy seeds, cannabis seeds and acetic anhydride are included in the report as well.
- ❖ The prices are also presented in local currency for convenience of certain analysis; however, the national average prices are presented in USD. At the regional level, average prices are reflected in local currency with exception of the Western region since prices are reported in two different currencies.
- ❖ Prices are reported in different currencies in different regions. The prices in Eastern region (Kunar, Laghman and Nangarhar) and Southern region (Kandahar, Hilmand, Uruzgan and Zabul) are reported in Pakistani rupees. In Northern (Balkh, Baghlan, Farayb, Sur-Pul, Samangan and Jawzjan) and North-eastern (Badakhshan, Kunduz and Takhar) regions, the prices are reported in Afghani. However, prices are reported in two different currencies namely Afghani and Iranian Tuman in Western (Nimroz and Farah,) region. The prices are converted in US\$ using the exchange rate from (oanda.com) site considering the rates on the same date the observation is made.
- ❖ The synthetic drugs (Methamphetamine per gram, Sosegon per Ampoul, Tablet K per Tablet are reported from six regions (Kabul, Nangarhar, Laghman, Kunar, Faryab, Jawzjan, Sari-pul, Balkh, Samangan, Baghlan, Hilmand, Kandahar, Zabul, Badghis, Hirat, Ghor, Farah, Nimroz, Badakhshan, Takhar, and Kunduz) provinces of the country in US\$, Methamphetamine is sold in various names in Afghanistan. And Sheesha is the common name for Methamphetamine.

**Table 20: Number of observations of dry and fresh opium prices**

	Number of observations (n)		Number of provinces price collected
	Farm-gate price	Trader price	
<b>Dry Opium</b>	173	171	24
<b>Fresh Opium</b>	116	114	19



# Afghanistan: Average dry Opium Price (May, 2024)







Islamic Emirate of Afghanistan  
Ministry of Interior Affairs  
Deputy Minister of Counter Narcotics  
Civilian Vice Deputy Counter Narcotics  
Directorate of Survey & Analysis of Narcotics

