



Islamic Emirate of Afghanistan
Ministry of Interior Affairs
Deputy Minister of Counter Narcotics
Civilian Vice Deputy Counter Narcotics
Directorate of Survey & Analysis of Narcotics



Afghanistan Drug Price Monitoring Monthly Report



June 2024



الحمد لله رب العالمين والصلاة والسلام على سيد المرسلين
وعلى آله و أصحابه اجمعين



Contents

1. Key Findings	1
1.1. Trends of Drug prices	1
2. Introduction	2
3. Opium.....	3
3.1 Dry opium.....	3
3.1.1 Farm-gate price	3
3.1.2 Trader Price	4
3.2. Dry Opium (Chaynaki Quality).....	5
3.2.1. Farm-gate price	5
3.2.2. Trader price.....	5
3.3 Fresh Opium	6
4. Heroin.....	7
5. Synthetic Drugs	8
6. Cannabis Resin	11
7. Seeds: Cannabis and Poppy.....	13
8. Prices of heroin, opium and hashish at consumer level.....	14
9. Price of Acetic Anhydride	14
10. Price of Ephedra	15
11. Licit Crops.....	16
12. Reasons for rising and falling narcotic drug prices during this month.....	17
13. Methodology	19

N.S.A.D



Contents of table

Table 1: Summary of Drug Prices	1
Table 2: Regional average farm-gate price of dry opium US\$/Kg (May 2024 to Jun 2024)	3
Table 3: Regional average price of dry opium from traders US\$/Kg (May 2024 to Jun 2024)	4
Table 4: Average price of dry opium (Chaynaki quality) at farm-gate level (US\$/Kg).....	5
Table 5: Average price of dry opium (Chaynaki quality) at trader level (US\$/Kg).....	5
Table 6: Regional average price of dry opium at farm-gate and trader level in other than USD Currency	5
Table 7: Regional average price of fresh opium at farm-gate and trader level in other than USD currency	6
Table 8: Prices of different types of heroin in Afghanistan (US\$/kg), Jun 2023–Jun 2024.....	7
Table 9: Prices of 1 kilogram of different types of heroin in currencies other than USD	8
Table 10: Prices of all types of Synthetic Drugs in (US\$/UNIT).....	9
Table 11: Prices of different types of cannabis resin in Afghanistan (US\$/kg), Jun 2023–Jun 2024	11
Table 12: Prices of 1 kilogram of different types of cannabis resin in local currency, May 2024– Jun2024	12
Table 13: Prices of cannabis and poppy seeds in other than USD currency, May 2024– Jun 2024.....	13
Table 14: Prices of cannabis and poppy seeds in Afghanistan (US\$/kg), Jun 2023– Jun 2024.....	13
Table 15: Average prices of heroin, opium and hashish at consumer level in Afghanistan (US\$/kg), Jun 23 – Jun 24	14
Table 16 Average Price of Acetic Anhydride in Afghanistan (US\$/Lit) Jun 2023– Jun 2024	14
Table 17: Average price of Ephedra in Afghanistan (US\$/kg), May 2024– Jun 2024.....	15
Table 18: Prices of wheat, cotton, saffron, imported and local rice in Afghanistan in local currency, Jun 2024	16
Table 19: Average prices of wheat, cotton, saffron, imported, and local rice in Afghanistan (US\$/kg), Jun 2023– Jun 2024....	16
Table 20: Number of observations of dry and fresh opium prices	19

Contents of Figure

Figure 1: National average price of dry opium at farm-gate level from (June 2004 - Jun 2024).....	3
Figure 2: National average price of dry opium at trader level US\$/kg (Jun 2023 to Jun 2024).....	4
Figure 4: Types of Synthetic Drugs in US Dollar- Jun 2024	10
Figure 5: Average price of cannabis resin (Garda #1, best quality) in US\$/kg, Jun 2023–Jun 2024.....	11
Figure 6: Prices of different types of cannabis resin in Afghanistan (US\$/kg), Jun 2024	12
Figure 7: Regional average prices of heroin, opium and hashish at consumer level in (US\$/Kg), Jun 2024	14



1. Key Findings

1.1. Trends of Drug prices

Table1: Summary of Drug Prices

Types of drug	By Month			By Year		
	May_2024	Jun_2024	Change %	Jun_2023	Jun_2024	Change %
Dry opium Farm-gate price (US\$/Kg)	865	860	-1%	312	860	+176%
Dry opium Trader price (US\$/Kg)	875	868	-1%	320	868	+171%
Fresh Opium Farm-gate price (US\$/Kg)	575	552	-4%	205	552	+169%
Fresh Opium Trader price (US\$/Kg)	597	564	-6%	211	564	+167%
Heroin Batan_100 (US\$/Kg)	11921	11126	-7%	-	-	-
Heroin White powder (Crystal) - 60% (US\$/Kg)	7745	7630	-1%	3552	7630	+115%
Heroin White powder (Crystal) - 40% (US\$/Kg)	6009	6083	+1%	2783	6083	+119%
Morphine (US\$/Kg)	5229	5135	-2%	3153	5135	+63%
Cannabis resin (Garda # 1) Price in (US\$/Kg)	199	192	-4%	107	192	+80%
Cannabis resin (Garda # 2) Price in (US\$/Kg)	141	131	-8%	79	131	+65%
Cannabis resin (Garda # 3) Price in (US\$/Kg)	128	119	-7%	59	119	+104%
Methamphetamine (Imported) (US\$/Gram)	2.18	2.16	-1%	0.96	2.16	+125%
Methamphetamine (Local) (US\$/Gram)	1.33	1.32	-1%	1.52	1.32	-13%
Sosegon (Imported) (US\$/Ampoule)	1.34	1.14	-15%	1.097	1.14	+4%
Sosegon (Local) (US\$/Ampoule)	0.82	0.79	-4%	0.54	0.79	+45%
MDMA (Tablet -K) A (US\$/Tablet)	14.0	14.7	+5%	14.6	14.7	+0.3%
MDMA (Tablet -K) B (US\$/Tablet)	8.1	7.4	-9%	7.1	7.4	+4%
MDMA (Tablet -K) C (US\$/Tablet)	6.2	6.0	-3%	6.6	6.0	-9%
MDMA (Tablet -K) D (US\$/Tablet)	3.32	3.13	-6%	3.18	3.13	-2%

N.S.A.

2. Introduction

The Afghanistan drug price-monitoring report is implemented by the Narcotics Survey & Analysis Directorate. The monitoring of drug prices is carried out in selected provinces of Afghanistan since 1994. Opium price collected from 25 provinces in Jun 2024. The results provide a detailed picture of the prices of opiates on a monthly basis. The price of the opiates contributes towards understanding the opiate economy in Afghanistan and published in the Afghanistan opium survey reports annually.

The price monitoring includes major licit crops, precursor-chemicals, illicit crops and Synthetic drugs which are included in the report since October 2019. And from the September 2023 on, the price of Ephedra plant, which is used in Methamphetamine production, is also used in this report. On the last page, the methodology section explained the method, that we prepared this report.

N.S.A.D

3. Opium

3.1 Dry opium

3.1.1 Farm-gate price

The national average price for one kilogram of dry opium in Afghanistan at the farm-gate level was (US\$ 860/kg) at the end of Jun 2024, which is 1% Lower compared to the price reported in May 2024 (US\$ 865/kg). The average dry opium price at the farm-gate level in Jun 2024 is 176% higher than the price reported in Jun 2023, which was (US\$ 312/kg).

Figure 1: National average price of dry opium at farm-gate level from (June 2004 - June 2024)



Table 2: Regional average farm-gate price of dry opium US\$/Kg (May 2024 to Jun 2024)

Region	Price of Dry Opium (US\$/Kg)		Price change (%)
	May-24	Jun-24	
Eastern region (Kunar, Laghman and Nangarhar)	1209	1219	+1%
Southern region (Hilmand, Kandahar, Uruzgan, Zabul and diykundy)	677	684	+1%
Western region (Badghis, Farah, Ghor, Hirat and Nimroz)	979	979.5	+0.001%
North-eastern region (Badakhshan, Kunduz and Takhar)	755	732	-3%
Northern region (Baghlan, Balkh, Faryab, Sur-Pul, Jawzjan and Samangan)	626	607	-3%
Central region (Kabul, Ghazni and Kapisa)	978	985	+1%
Average	865	860	-1%

3.1.2 Trader Price

The national average dry opium price collected from traders was **(US\$ 868/kg)** at the end of Jun 2024, showing **1%** decrease compared to the price reported last month in May 2024 **(US\$ 875/kg)**.

The average dry opium price at trader level in Jun 2024 is **171%** higher than the price reported last year in Jun 2023, which was **(US\$ 320/kg)**.

Dry opium price collected from traders has increased by 1%, 1%, and 0.4% in the Eastern, Southern and Western regions respectively. The Price has decreased by 4% and 3% in the North-eastern and Northern regions respectively.

Figure 2: National average price of dry opium at trader level US\$/kg (Jun 2023 to Jun 2024)

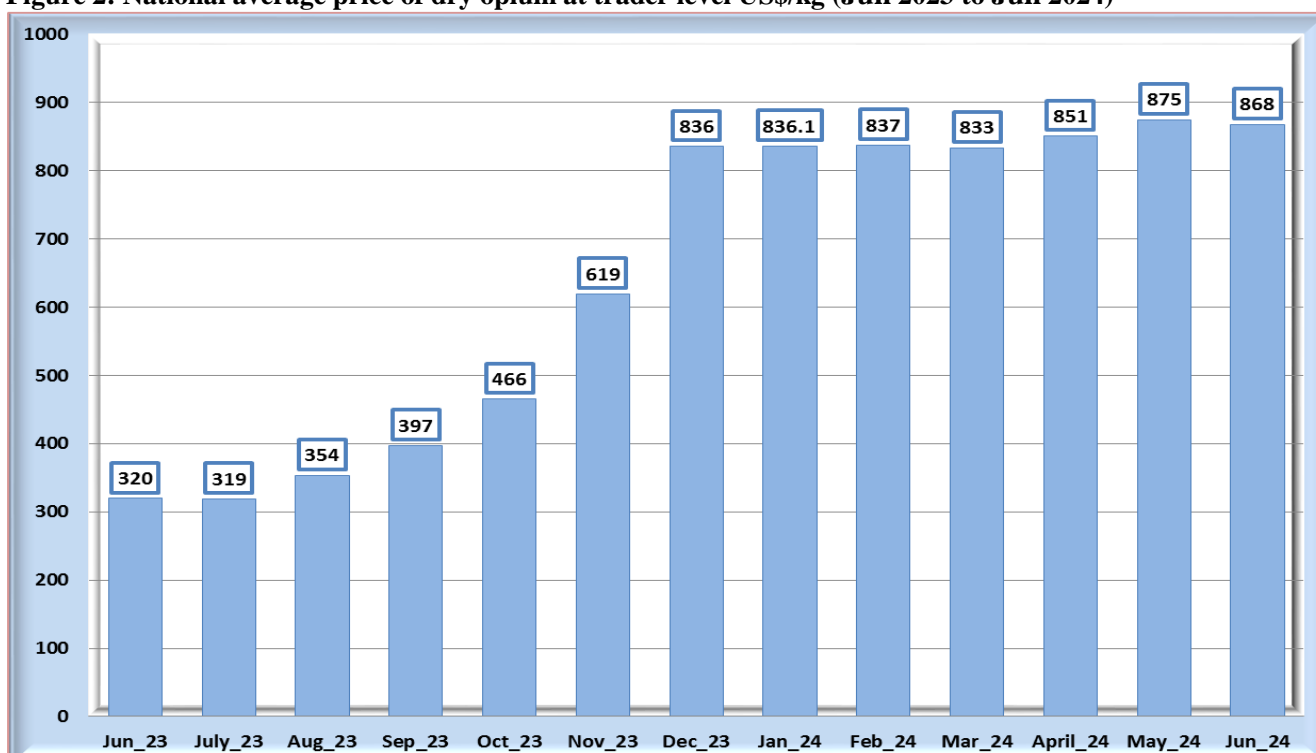


Table 3: Regional average price of dry opium from traders US\$/Kg (May 2024 to Jun 2024)

Region	Price of Dry Opium (US\$/Kg)		Price change (%)
	May-24	Jun-24	
Eastern region (Kunar, Laghman and Nangarhar)	1212	1222	+1%
Southern region (Hilmand, Kandahar, Uruzgan, Zabul and diykundy)	681	688	+1%
Western region (Badghis, Farah, Ghor, Hirat and Nimroz)	1001	1004	+0.4%
North-eastern region (Badakhshan, Kunduz and Takhar)	778	745	-4%
Northern region (Baghlan, Balkh, Faryab, Sur-Pul, Jawzjan and Samangan)	633	613	-3%
Central region (Kabul, Ghazni and Kapisa)	-	-	-
Average	875	868	-1%

3.2. Dry Opium (Chaynaki Quality)

3.2.1. Farm-gate price

From the point of view of quality, the price of dry opium has not changed in different regions. In Balkh and Hilmand provinces, another quality of dry opium by the name of *Chaynaki* is available at the farm-gate and trader level. The *Chaynaki* quality of dry opium is more air-dried than other varieties. The average price of one kilogram of *Chaynaki* dry opium at the farm-gate level in Balkh province was (US\$ 882/kg) in Jun 2024, showing an increase of 0.4% compared to the price reported in May 2024 (US\$ 878/kg). The average price of one kilogram of Chaynaki dry opium at the farm-gate level in Hilmand province was (US\$ 931/kg) in Jun 2024, showing an increase of 2% compared to the price reported in May 2024 (US\$ 908/kg).

Table 4: Average price of dry opium (Chaynaki quality) at farm-gate level (US\$/Kg)

Dry Opium (Chaynaki quality)	Balkh		Price change (Jun-May) %	Hilmand		Price change (Jun-May) %
	May-24	Jun-24		May-24	Jun-24	
Farm-gate price (US\$/Kg)	878	882	+0.4%	908	931	+2%

3.2.2. Trader price

In Balkh province, the average price of one kilogram of *Chaynaki* dry opium at trader level was (US\$ 886/kg) in Jun 2024, showing an increase of 0.1% compared to the price reported in May 2024 (US\$ 885/kg). In Hilmand province, the average price of one kilogram of Chaynaki dry opium at trader level was (US\$ 938/kg) in Jun 2024, showing an increase of 3% compared to the price reported in May 2024 (US\$ 912/kg).

Table 5: Average price of dry opium (Chaynaki quality) at trader level (US\$/Kg)

Dry Opium (Chaynaki quality)	Balkh		Price change (Jun-May) %	Hilmand		Price change (Jun-May) %
	May-24	Jun-24		May-24	Jun-24	
Trader price (US\$/Kg)	885	886	+0.1%	912	938	+3%

Table 6: Regional average price of dry opium at farm-gate and trader level in other than USD Currency

Region	Local currency	Price of 1 kg of Dry Opium in local currency				change at farm-gate level (Jun-May) (%)	Change at trader level (Jun-May) (%)
		May-24		Jun-24			
		Farm-gate	Trader	Farm-gate	Trader		
Eastern region (Kunar, Laghman and and Nangarhar)	Pakistani Rupee	335851	336610	338580	339357	+1%	+1%
Southern region (Hilmand, Kandahar, Uruzgan and Zabul and diykundi)	Pakistani Rupee	188315	189427	190179	191290	+1%	+1%
Western region (Badghis and Ghor) *	Afghani	58056	59856	57667	59683	-1%	-0.3%
Western region (Farah, Hirat and Nimroz) *	Iranian Tuman	49738698	50393867	49640809	50483442	-0.2%	+0.2%
North-eastern region (Badakhshan, Kunduz and Takhar)	Afghani	53215	54788	51305	52203	-4%	-5%
Northern region (Baghlan, Balkh, Faryab, Suri-Pul, Jawzjan and Samangan)	Afghani	44261	44735	42406	42858	-4%	-4%
Central region (Kabul, Ghazni and Kapisa)	Afghani	68900	-	68667	-	-0.3%	-

* Western region is divided into two groups because of prices available in two currencies.

3.3 Fresh Opium

At the end of Jun 2024, the national average price of fresh opium decreased by 4% from (US\$ 575/kg) in May 2024 to (US\$ 552/kg) in Jun 2024 at the farm-gate level. Similarly, the national average price of fresh opium at trader level decreased by 6% from (US\$ 597/kg) in May 2024 to (US\$ 564/kg) in Jun 2024.

Figure 3: National average price of fresh opium at farm-gate and trader level US\$/kg (June 2005 to June 2024)

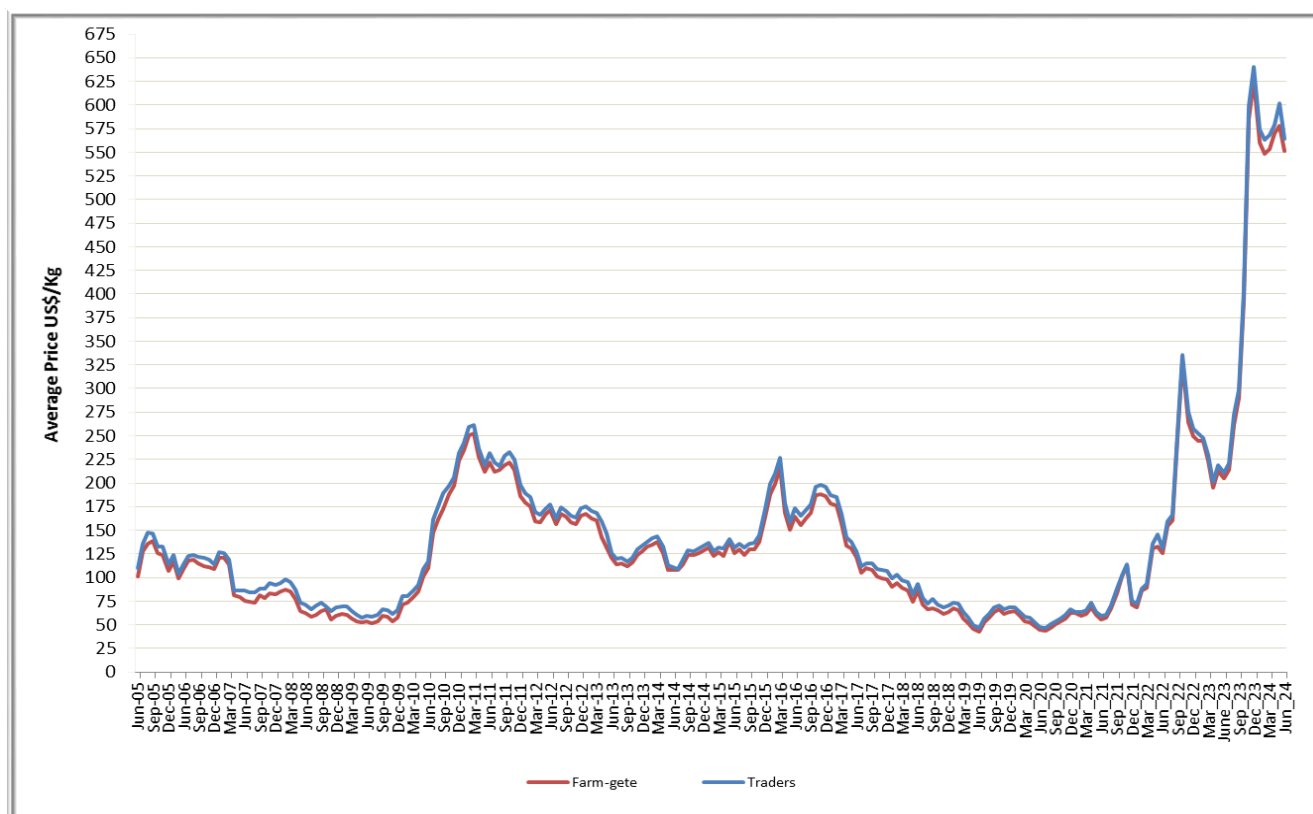


Table 7: Regional average price of fresh opium at farm-gate and trader level in other than USD currency

Region	Local currency	Price of 1 kg of Fresh Opium in local currency				change at farm-gate level (Jun-May) (%)	Change at trader level (Jun-May) (%)
		May-24		Jun-24			
		Farm-gate	Trader	Farm-gate	Trader		
Eastern region (Kunar, Laghman and Nangarhar)	Pakistani Rupee	-	-	-	-	-	
Southern region (Hilmand, Kandahar, Uruzgan and Zabul and diykundi)	Pakistani Rupee	123069	125591	125279	128638	+2%	+2%
Western region (Badghis and Ghor) *	Afghani	45805	49113	44884	48237	-2.0%	-1.8%
Western region (Farah, Hirat and Nimroz) *	Iranian Tuman	33709773	34452714	32108244	32671647	-5%	-5%
North-eastern region (Badakhshan, Kunduz and Takhar)	Afghani	39650	41892	37522	39718	-5%	-5%
Northern region (Baghlan, Balkh, Faryab, Suri-Pul, Jawzjan and Samangan)	Afghani	36631	37094	36932	37345	+1%	+1%
Central region (Kabul, Ghazni and Kapisa)	Afghani	67750	-	67500	-	-0.4%	-

* Western region is divided into two groups because of prices available in two currencies.

4. Heroin

There are several types of heroin¹ available in Afghanistan with different qualities. The prices off-white powder (Batan) in Nangarhar province, white powder (Batan) high and low quality in Kandahar, Helmand, Balkh and Faryab Provinces, Batan 100% and white powder (Crystal)-60% in Badakhshan, Takhar and Kunduz provinces and white powder (Crystal)-60%, white powder (Crystal)-40%, Morphine and best powder in Hirat, Farah, Nimroz and Badghis provinces are the most expensive heroin reported in Afghanistan. The cheapest heroin (US\$ 342/kg) is called as Khata - 2 reported in Nangarhar province.

Table 8: Prices of different types of heroin in Afghanistan (US\$/kg), Jun 2023–Jun 2024

Provinces	Types of heroin	Jun-23	Jul-23	Aug-23	Sep-23	Oct-23	Nov-23	Dec-23	Jan-24	Feb-24	Mar-24	Apr-24	May-24	Jun-24	Change (Jun-May) %	
Badakhshan	Batan (100)	-	-	-	-	-	-	-	-	-	11,000	-	11,708	11,554	-1%	
	White powder (Crystal) - 60%	4,043	4,079	4,201	4,823	4,547	4,932	9,634	10,313	9,538	9,534	11,122	10,697	10,020	-6%	
Takhar	Batan (100)	-	-	-	-	-	-	-	-	-	-	-	-	12,134	10,698	-12%
	White powder (Crystal) - 60%	4,245	4,278	4,294	4,873	4,749	5,036	10,141	11,787	10,040	10,072	10,100	10,644	9,699	-9%	
	White powder (Crystal) - 40%	2,021	2,089	2,173	2,386	2,223	2,365	7,876	8,735	8,032	8,057	8,082	8,834	8,701	-2%	
Kunduz	White powder (Crystal) - 60%	4,346	4,378	4,481	5,178	4,901	5,242	11,140	12,734	10,542	10,575	9,823	10,332	9,628	-7%	
Nangarhar	Off- white powder (Batan)	1,139	1,147	1,109	1,148	1,218	1,467	5,653	6,334	6,387	8,202	8,574	8,569	8,632	+1%	
	Bist powder	569	575	558	577	620	771	5,236	5,473	5,518	7,015	7,409	7,410	7,469	+1%	
	Chara # 1	75	77	75	80	88	148	838	1,242	1,270	1,331	1,435	1,447	1,451	+0.3%	
	Chara # 2	62	63	61	64	74	103	642	700	583	630	681	702	745	+6%	
	Khata # 1	54	55	53	56	63	95.4	178.3	287	322	342	386	403	439	+9%	
	Khata # 2	41	43	42	44	49	81	143	201	233	252	281	306	342	+12%	
Faryab	Off- white powder (Batan) - high quality-60%	3,844	2,664	4,018	4,327	4,653	5,715	5,740	5,571	5,816	6,271	6,761	7,215	6,016	-17%	
	Off- white powder (Batan) - low quality-40%	2,957	2,959	3,092	3,349	3,682	4,103	4,121	4,248	4,431	4,703	5,071	5,388	5,300	-2%	
Balkh	Off- white powder (Batan) - high quality-60%	3,643	3,650	3,847	4,147	4,519	5,423	5,593	5,555	5,962	6,263	6,604	6,770	6,880	+2%	
	Off- white powder (Batan) - low quality-40%	2,543	2,543	2,654	2,962	3,305	3,884	4,097	4,097	4,506	4,982	5,340	5,642	5,447	-3%	
	Bist powder 20%	1,230	1,236	1,339	1,597	1,780	2,081	2,179	2,222	2,496	2,705	2,810	3,103	2,867	-8%	
Helmand	Off- white powder (Batan) - high quality	2,792	2,798	3,685	3,929	4,226	7,247	6,638	5,949	5,957	6,118	5,942	5,576	5,751	+3%	
	Off- white powder (Batan) - low quality	2,653	2,728	3,350	3,758	4,081	7,000	6,424	5,734	5,742	5,974	5,762	5,396	5,535	+3%	
	White powder (Crystal) - 60%	4,293	4,547	6,700	6,970	7,440	10,905	10,456	8,709	8,721	8,277	8,102	7,374	8,267	+12%	
	White powder (Crystal) - 40%	4,119	4,268	6,097	6,355	6,790	10,535	10,242	8,852	8,864	8,457	8,282	7,554	7,979	+6%	
	Morphine	-	-	-	-	-	-	-	-	-	-	-	-	-	-	
Kandahar	Off- white powder (Batan) - high quality	2,758	2,763	3,618	3,758	4,081	7,282	6,638	5,949	5,957	6,082	5,942	5,576	5,751	+3%	
	Off- white powder (Batan) - low quality	2,618	2,624	3,250	3,553	3,828	7,035	6,424	5,734	5,742	5,830	5,762	5,396	5,535	+3%	
	White powder (Crystal) - 60%	4,258	4,477	6,700	6,901	7,368	10,905	10,349	8,601	8,613	8,349	8,354	7,374	8,267	+12%	
	White powder (Crystal) - 40%	4,049	4,198	6,030	6,491	6,934	10,570	10,099	8,709	8,721	8,457	8,210	7,554	7,979	+6%	
Morphine	-	-	-	-	-	-	-	-	-	-	-	-	-	-		
Badghis	White powder (Crystal) - 40%	2,010	2,060	2,191	2,252	2,422	2,640	2,752	3,438	3,988	4,098	4,005	3,957	4,065	+3%	
Hirat	White powder (Crystal) - 60%	3,055	2,985	3,104	3,710	4,845	4,841	6,954	6,876	6,896	7,256	7,237	7,279	7,132	-2%	
	White powder (Crystal) - 40%	2,468	2,341	2,678	3,020	3,668	5,134	6,084	6,034	6,038	6,047	6,324	5,371	5,206	-3%	
	Bist powder	3,290	3,277	3,469	3,840	4,429	5,354	7,968	7,858	7,963	8,537	7,940	-	-	-	
	Morphine	3,114	3,043	3,165	3,384	3,599	3,814	5,940	5,823	-	-	-	-	-	-	
Farah	White powder (Crystal) - 60%	2,938	2,985	3,408	3,775	4,637	5,721	7,823	7,717	6,924	6,972	7,870	7,067	6,989	-1%	
	White powder (Crystal) - 40%	3,173	3,195	3,651	3,983	5,122	6,161	8,692	9,121	8,690	8,893	6,464	5,936	5,848	-1%	
	Morphine	2,350	2,376	3,104	3,319	4,429	5,427	6,084	7,016	6,301	6,403	6,324	5,229	5,135	-2%	
Nimroz	White powder (Crystal) - 60%	2,409	2,751	2,775	3,020	3,211	3,814	4,418	4,420	4,099	5,357	5,354	7,040	7,162	+2%	
	White powder (Crystal) - 40%	1,998	2,282	2,215	2,689	2,860	3,227	3,549	3,508	3,462	4,524	4,521	5,073	5,321	+5%	
	Bist powder	3,643	3,804	3,773	3,840	4,083	5,134	5,795	6,314	6,190	-	-	-	-	-	
Morphine	3,996	-	-	-	-	-	-	-	-	-	-	-	-	-		

¹ Heroin is an opioid drug made from morphine, a natural substance taken from the seed pod of the various opium poppy plants grown in Southeast and Southwest Asia, Mexico, and Colombia. Heroin can be a white or brown powder, or a black sticky substance known as black tar heroin. Other common names for heroin include *big H*, *horse*, *hell dust*, and *smack*.

Table 9: Prices of 1 kilogram of different types of heroin in currencies other than US\$

Province	Types of heroin	Local currency	Prices of 1 kg of different types of heroin in local currency		Change (Jun-May) %
			May-24	Jun-24	
Badakhshan	Batan (100)	Afghani	825,000	810,000	-2%
	White powder (Crystal) - 60%	Afghani	753,750	702,500	-7%
Takhar	Batan (100)	Afghani	855,000	750,000	-12%
	White powder (Crystal) - 60%	Afghani	750,000	680,000	-9%
	White powder (Crystal) - 40%	Afghani	622,500	610,000	-2%
Kunduz	White powder (Crystal) - 60%	Afghani	728,000	675,000	-7%
Nangarhar	Off- white powder (Batan)	Pakistani Rupee	2,380,000	2,398,000	+0.8%
	Bist powder	Pakistani Rupee	2,058,000	2,075,000	+1%
	Chara # 1	Pakistani Rupee	402,000	403,200	+0.3%
	Chara # 2	Pakistani Rupee	195,000	207,000	+6%
	Khata # 1	Pakistani Rupee	112,000	122,000	+9%
Faryab	Off- white powder (Batan) - high quality -60%	Afghani	508,842	420,000	-17%
	Off- white powder (Batan) - low quality -40%	Afghani	380,000	370,000	-3%
Balkh	Off- white powder (Batan) - high quality -60%	Afghani	480,000	480,000	0%
	Off- white powder (Batan) - low quality -40%	Afghani	400,000	380,000	-5%
	Bist powder - 20%	Afghani	220,000	200,000	-9%
Helmand	Off- white powder (Batan) - high quality	Pakistani Rupee	1,550,000	1,600,000	+3%
	Off- white powder (Batan) - low quality	Pakistani Rupee	1,500,000	1,540,000	+3%
	White powder (Crystal) - 60%	Pakistani Rupee	2,050,000	2,300,000	+12%
	White powder (Crystal) - 40%	Pakistani Rupee	2,100,000	2,220,000	+6%
	Morphine	Pakistani Rupee	-	-	-
Kandahar	Off- white powder (Batan) - high quality	Pakistani Rupee	1,550,000	1,600,000	+3%
	Off- white powder (Batan) - low quality	Pakistani Rupee	1,500,000	1,540,000	+3%
	White powder (Crystal) - 60%	Pakistani Rupee	2,050,000	2,300,000	+12%
	White powder (Crystal) - 40%	Pakistani Rupee	2,100,000	2,220,000	+6%
	Morphine	Pakistani Rupee	-	-	-
Badghis	White powder (Crystal) - 40%	Afghani	280,000	285,000	+2%
Hirat	White powder (Crystal) - 60%	Afghani	515,000	500,000	-3%
	White powder (Crystal) - 40%	Afghani	380,000	365,000	-4%
	Bist powder	Afghani	-	-	-
	Morphine	Afghani	-	-	-
Farah	White powder (Crystal) - 60%	Afghani	500,000	490,000	-2%
	White powder (Crystal) - 40%	Afghani	420,000	410,000	-2%
	Morphine	Afghani	370000	360000	-3%
Nimruz	White powder (Crystal) - 60%	Afghani	498099	502145	+1%
	White powder (Crystal) - 40%	Afghani	358924	373022	+4%
	Bist powder	Afghani	-	-	-
	Morphine	Afghani	-	-	-

5. Synthetic Drugs

Synthetic drugs are a dangerous chemical and it has intensive effects on health, and after a long time it makes consumer addicted, and can be potentially life threatening. Primary users, of these synthetic drugs are youths in Afghanistan; because products are cheap and easily accessible to teenagers everywhere, at stores, smoke shops and party ceremonies.

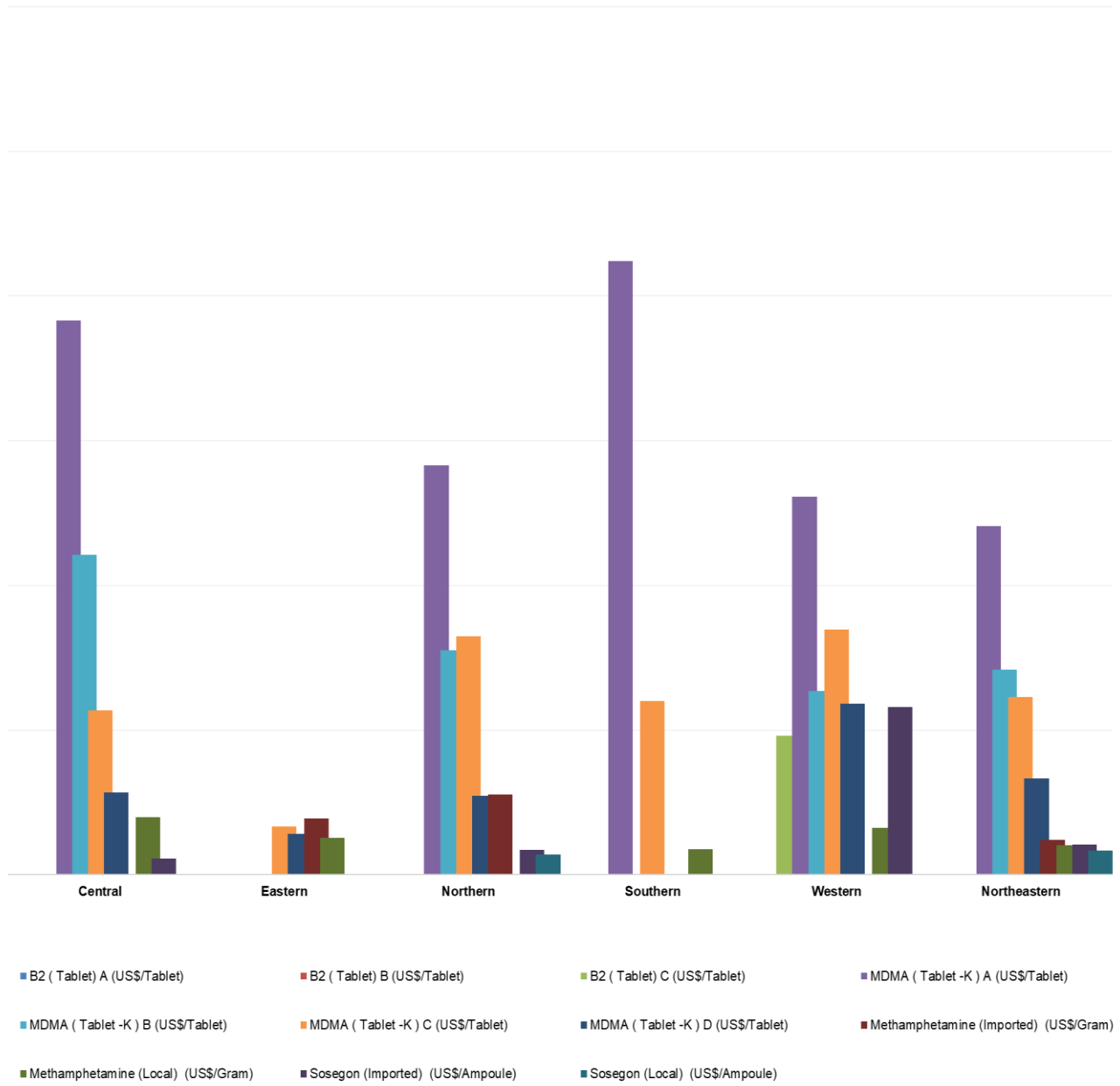
Synthetic drugs, could be addictive and creates a serious threat on the health of every one in daily life. Methamphetamine², Tablet K and Sosegon are available in Afghanistan, which Methamphetamine is sold in various names in Afghanistan. And Sheesha is the common name for Methamphetamine, for details of its cheap price and accessible for youth.

² Methamphetamine is a powerful, highly addictive stimulant that affects the central nervous system. Also known as meth, blue, ice, and crystal, among many other terms, it takes the form of a white, odorless, bitter-tasting crystalline powder that easily dissolves in water or alcohol.

10: Prices of all types of synthetic Drugs in (US\$/UNIT)

Region	Types of Synthetic Drugs	Jun-24
Central	Methamphetamine (Imported) (US\$/Gram)	-
	Methamphetamine (Local) (US\$/Gram)	1.6
	Sosegon (Imported) (US\$/Ampoule)	0.6
	Sosegon (Local) (US\$/Ampoule)	-
	MDMA (Tablet -K) A (US\$/Tablet)	20.8
	MDMA (Tablet -K) B (US\$/Tablet)	10.0
	MDMA (Tablet -K) C (US\$/Tablet)	5.4
	MDMA (Tablet -K) D (US\$/Tablet)	3.2
	B2 (Tablet) A (US\$/Tablet)	-
	B2 (Tablet) B (US\$/Tablet)	-
B2 (Tablet) C (US\$/Tablet)	-	
Eastern	Methamphetamine (Imported) (US\$/Gram)	2.0
	Methamphetamine (Local) (US\$/Gram)	1.3
	Sosegon (Imported) (US\$/Ampoule)	-
	Sosegon (Local) (US\$/Ampoule)	-
	MDMA (Tablet -K) A (US\$/Tablet)	-
	MDMA (Tablet -K) B (US\$/Tablet)	-
	MDMA (Tablet -K) C (US\$/Tablet)	1.7
	MDMA (Tablet -K) D (US\$/Tablet)	1.1
	B2 (Tablet) A (US\$/Tablet)	-
	B2 (Tablet) B (US\$/Tablet)	-
B2 (Tablet) C (US\$/Tablet)	-	
Northern	Methamphetamine (Imported) (US\$/Gram)	2.7
	Methamphetamine (Local) (US\$/Gram)	-
	Sosegon (Imported) (US\$/Ampoule)	0.8
	Sosegon (Local) (US\$/Ampoule)	0.6
	MDMA (Tablet -K) A (US\$/Tablet)	12.9
	MDMA (Tablet -K) B (US\$/Tablet)	7.2
	MDMA (Tablet -K) C (US\$/Tablet)	7.8
	MDMA (Tablet -K) D (US\$/Tablet)	2.3
	B2 (Tablet) A (US\$/Tablet)	-
	B2 (Tablet) B (US\$/Tablet)	-
B2 (Tablet) C (US\$/Tablet)	-	
Southern	Methamphetamine (Imported) (US\$/Gram)	-
	Methamphetamine (Local) (US\$/Gram)	0.9
	Sosegon (Imported) (US\$/Ampoule)	-
	Sosegon (Local) (US\$/Ampoule)	-
	MDMA (Tablet -K) A (US\$/Tablet)	21.6
	MDMA (Tablet -K) B (US\$/Tablet)	-
	MDMA (Tablet -K) C (US\$/Tablet)	6.1
	MDMA (Tablet -K) D (US\$/Tablet)	-
	B2 (Tablet) A (US\$/Tablet)	-
	B2 (Tablet) B (US\$/Tablet)	-
B2 (Tablet) C (US\$/Tablet)	-	
Western	Methamphetamine (Imported) (US\$/Gram)	-
	Methamphetamine (Local) (US\$/Gram)	1.6
	Sosegon (Imported) (US\$/Ampoule)	4.0
	Sosegon (Local) (US\$/Ampoule)	-
	MDMA (Tablet -K) A (US\$/Tablet)	14.3
	MDMA (Tablet -K) B (US\$/Tablet)	5.1
	MDMA (Tablet -K) C (US\$/Tablet)	9.3
	MDMA (Tablet -K) D (US\$/Tablet)	5.3
	B2 (Tablet) A (US\$/Tablet)	-
	B2 (Tablet) B (US\$/Tablet)	5.4
B2 (Tablet) C (US\$/Tablet)	4.8	
Northeastern	Methamphetamine (Imported) (US\$/Gram)	1.2
	Methamphetamine (Local) (US\$/Gram)	1.0
	Sosegon (Imported) (US\$/Ampoule)	1.0
	Sosegon (Local) (US\$/Ampoule)	0.8
	MDMA (Tablet -K) A (US\$/Tablet)	11.6
	MDMA (Tablet -K) B (US\$/Tablet)	7.1
	MDMA (Tablet -K) C (US\$/Tablet)	5.7
	MDMA (Tablet -K) D (US\$/Tablet)	5.7
	B2 (Tablet) A (US\$/Tablet)	-
	B2 (Tablet) B (US\$/Tablet)	-
B2 (Tablet) C (US\$/Tablet)	-	

Figure 4: Types of Synthetic Drugs in US Dollar- Jun 2024



6. Cannabis Resin

There are mainly three types of cannabis resin available in Afghanistan, namely Garda # 1, # 2, and # 3, with the quality being best, moderate, and fair, respectively. Garda # 1 (Shirak) in Badakhshan province was the most expensive cannabis resin because of its pure quality. Earlier, Garda # 1 (Patnosi) of Balkh province was the most expensive and popular because of its high quality; however, it lost its demand due to blending with lower-quality hashish.

Table 11: Prices of different types of cannabis resin in Afghanistan (US\$/kg), Jun 2023–Jun 2024

Province	Types of cannabis resin	Types of resin	Jun-23	Jul-23	Aug-23	Sep-23	Oct-23	Nov-23	Dec-23	Jan-24	Feb-24	Mar-24	Apr-24	May-24	Jun-24	Change (Jun- May) %
Nangarhar	Garda # 1	Garda # 1	39	40	37	41	47	49	86	108	100	90	94	101	104	+3%
Nangarhar	Garda # 2	Garda # 2	34	36	33	36	39	42	64	79	72	65	68	69	72	+5%
Nangarhar	Garda # 3	Garda # 3	19	21	19	21	25	28	43	57	54	50	52	56	54	-4%
Faryab	Garda # 1 (Sherak)	Garda # 1	130	132	129	124	148	220	224	223	194	214	239	252	215	-15%
Faryab	Garda # 2 (Morchajoshi)	Garda # 2	106	111	103	103	121	176	188	195	166	185	204	208	186	-11%
Faryab	Garda # 3 (khaka)	Garda # 3	71	77	73	64	81	147	159	167	138	143	162	150	135	-10%
Balkh	Garda # 1 (Patnosi)	Garda # 1	122	126	110	108	135	176	189	194	189	199	216	230	218	-5%
Balkh	Garda # 2 (Morchajoshi)	Garda # 2	94	98	85	79	94	147	145	167	154	171	190	195	182	-7%
Balkh	Garda # 3 (khaka)	Garda # 3	59	61	49	41	54	117	116	139	140	142	157	172	163	-5%
Baghlan	Garda # 1 (Chaki)	Garda # 1	139	141	121	121	152	205	210	216	209	213	221	223.5	207	-8%
Baghlan	Garda # 2 (Morchajoshi)	Garda # 2	114	118	97	98	120	147	152	154	146	157	173	177	160	-10%
Baghlan	Garda # 3 (khaka)	Garda # 3	85	87	73	68	90	117	116	119	111	121	132	134	125	-7%
Badakhshan	Garda # 1 (Shirak)	Garda # 1	80	85	176	189	187	208	217	217	210	213	218	207	213	+3%
Takhar	Garda # 1 (Shirak)	Garda # 1	88	94	183	195	194	217	235	232	217	221	225	238	244	+3%
Kandahar	Garda # 1 (Sherak)	Garda # 1	54	53	54	71	74	189	182	94	92	92	116	96	100	+4%
Kandahar	Garda # 2	Garda # 2	27	27	30	46	48	149	143	52	49	48	52	44	48	+9%
Kandahar	Garda # 3	Garda # 3	-	-	-	-	-	-	-	-	-	-	-	-	-	-
Hirat	Garda # 1 (Sherak)	Garda # 1	200	205	219	247	249	264	275	295	277	299	302	233	221	-5%
Hirat	Garda # 2 (Morchajoshi)	Garda # 2	100	94	103	111	118	125	123	126	118	135	141	155	136	-13%
Panjshir	Garda # 1 (Jooshi)	Garda # 1	111	98	89	116	111	125	180	193	205	184	217	213	210	-1%
Panjshir	Garda # 2 (Morchajoshi)	Garda # 2	-	-	-	-	-	-	-	-	-	-	-	-	-	-

Figure 5: Average price of cannabis resin (Garda #1, best quality) in US\$/kg, Jun 2023–Jun 2024

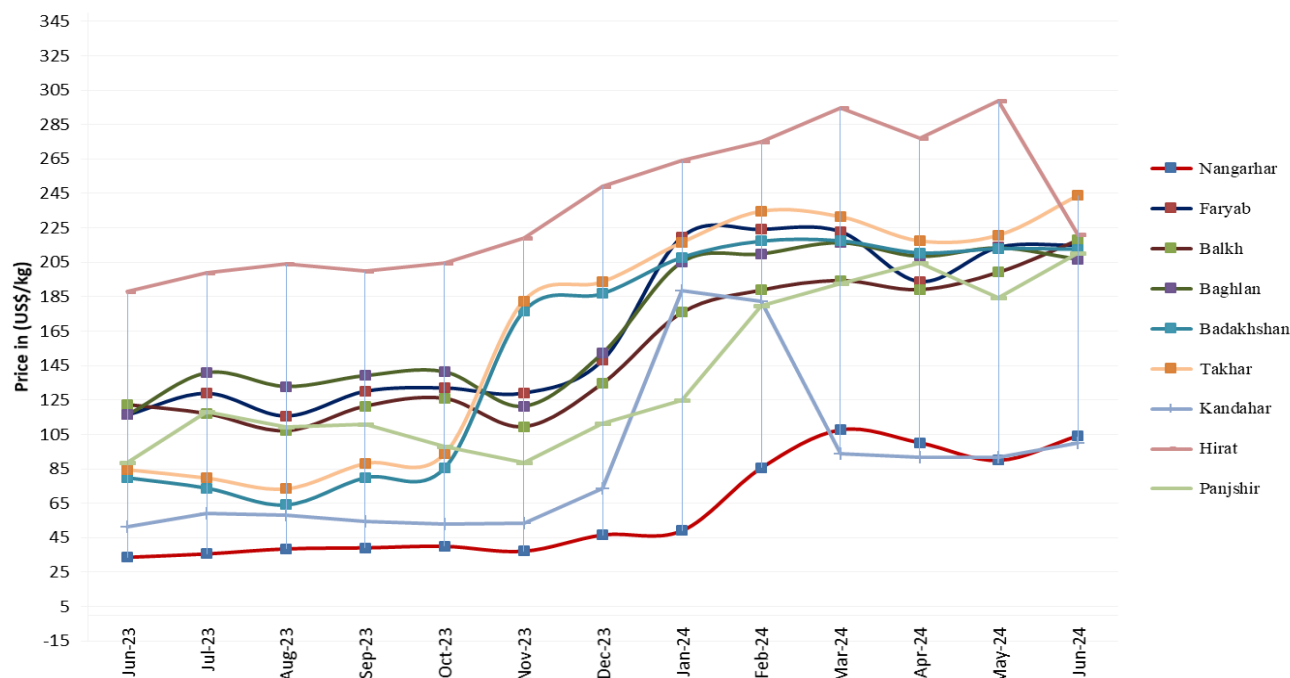
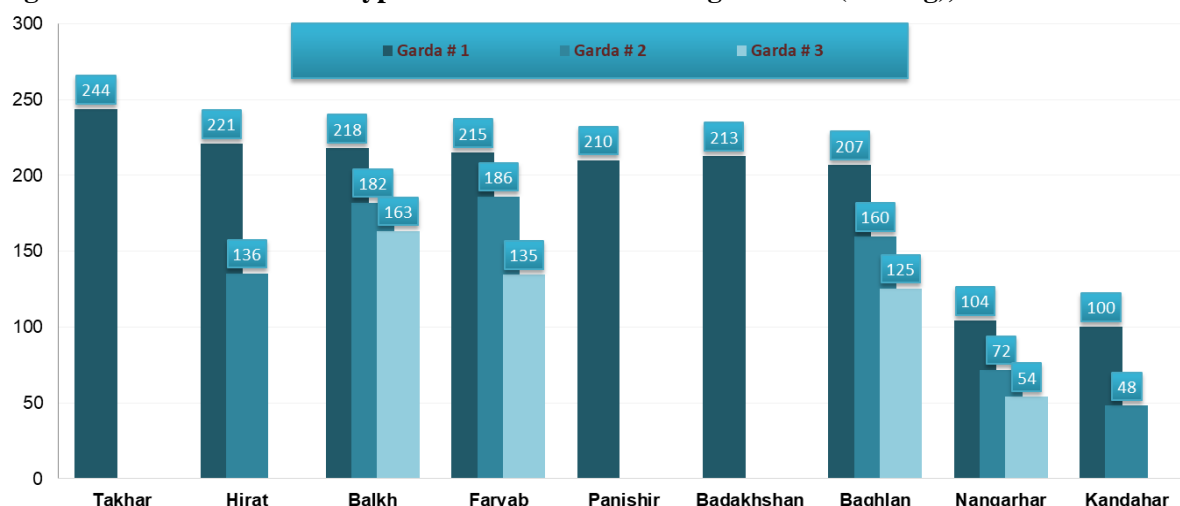


Figure 6: Prices of different types of cannabis resin in Afghanistan (US\$/kg), Jun 2024**Table 12: Prices of 1 kilogram of different types of cannabis resin in local currency, May 2024– Jun2024**

Province	Types of cannabis resin	Local currency	Prices of 1 kg of different types of cannabis resin in local currency		Change (Jun-May) %
			May-24	Jun-24	
Nangarhar	Garda # 1	Pakistani Rupee	26,000	29,000	+11%
	Garda # 2	Pakistani Rupee	19,000	20,000	+5%
	Garda # 3	Pakistani Rupee	14,500	15,000	+3%
Faryab	Garda # 1 (Sherak)	Afghani	17,000	15,000	-10%
	Garda # 2 (Morhajosh)	Afghani	14,500	13,000	-9%
	Garda # 3 (khaka)	Afghani	11,500	9,400	-17%
Balkh	Garda # 1 (Patnosi)	Afghani	15,400	15,200	+1%
	Garda # 2 (Morhajosh)	Afghani	13,500	12,700	-4%
	Garda # 3 (khaka)	Afghani	11,200	11,400	+4%
Baghlan	Garda # 1 (Chaki)	Afghani	15,700	14,500	-6%
	Garda # 2 (Morhajosh)	Afghani	12,300	11,200	-8%
	Garda # 3 (khaka)	Afghani	9,400	8,800	-5%
Badakhshan	Garda # 1 (Shirak)	Afghani	15,500	14,904	-5%
Takhar	Garda # 1 (Shirak)	Afghani	16,000	17,094	-5%
Kandahar	Garda # 1 (Sherak)	Pakistani Rupee	32,222	27,778	-14%
	Garda # 2	Pakistani Rupee	14,444	13,333	-8%
	Garda # 3	Pakistani Rupee	-	-	-
Hirat	Garda # 1	Afghani	21,500	15,500	-27%
	Garda # 2	Afghani	10,000	9,500	-4%
Panjshir	Garda # 1 (Jooshi)	Pakistani Rupee	15,400	14,650	-4%
	Garda # 2 (Morhajosh)	Afghani	-	-	-

7. Seeds: Cannabis and Poppy

Prices of cannabis and poppy seeds collected from eighteen provinces of Afghanistan are tabulated below.

Table 13: Prices of cannabis and poppy seeds in other than USD currency, May 2024– Jun 2024

Province	Types of seed	Local currency	Prices of 1 kg of cannabis seed and poppy seed in local currency		Change (Jun-May) (%)
			May-24	Jun-24	
Badakhshan	Poppy seed	Afghani	100	122	+22%
	Cannabis seed	Afghani	58	60	+3%
Takhar	Poppy seed	Afghani	115	120	+4%
	Cannabis seed	Afghani	90	85	-6%
Balkh	Poppy seed	Afghani	80	70	-13%
	Cannabis seed	Afghani	70	65	-7%
Baghlan	Poppy seed	Afghani	80	76	-5%
	Cannabis seed	Afghani	70	65	-7%
Faryab	Poppy seed	Afghani	130	120	-8%
	Cannabis seed	Afghani	75	70	-7%
Hirat	Poppy seed	Afghani	110	115	+5%
	Cannabis seed	Afghani	100	90	-10%
Farah	Poppy seed	Afghani	155	150	-3%
	Cannabis seed	Afghani	80	80	0%
Hilmand	Poppy seed	Afghani	68	72	+6%
	Cannabis seed	Afghani	51	51	0%
Kandahar	Poppy seed	Afghani	74	75	+2%
	Cannabis seed	Afghani	57	56	-2%
Zabul	Poppy seed	Afghani	79	80	+2%
	Cannabis seed	Afghani	59	58	-2%
Uruzgan	Poppy seed	Afghani	68	69	+2%
	Cannabis seed	Afghani	65	56	-15%
Nangarhar	Poppy seed	Pakistani Ruppee	275	290	+5%
	Cannabis seed	Pakistani Ruppee	155	165	+6%
Kunar	Poppy seed	Pakistani Ruppee	-	-	-
	Cannabis seed	Pakistani Ruppee	-	-	-
Laghman	Poppy seed	Pakistani Ruppee	180	185	+3%
	Cannabis seed	Pakistani Ruppee	120	125	+4%
Kabul	Poppy seed	Afghani	200	180	-10%
Ghazni	Cannabis seed	Afghani	-	-	-
Kapisa	Poppy seed	Afghani	180	190	+6%

Table 14: Prices of cannabis and poppy seeds in Afghanistan (US\$/kg), Jun 2023– Jun 2024

Types of seeds	Jun-23	Jul-23	Aug-23	Sep-23	Oct-23	Nov-23	Dec-23	Jan-24	Feb-24	Mar-24	Apr-24	May-24	Jun-24	Increase/Decrease (%)
Cannabis seed	0.832	0.882	0.923	0.929	0.924	0.933	1.105	1.016	0.980	1.105	1.054	0.920	0.890	-3%
Poppy seed	1.272	1.314	1.336	1.442	1.417	1.603	1.978	1.669	1.659	1.679	1.553	1.468	1.488	+1%

8. Prices of heroin, opium and hashish at consumer level

The consumer prices of heroin, opium and hashish collected from different regions of Afghanistan are as below. The quality of product varies widely in different regions.

Figure 7: Regional average prices of heroin, opium and hashish at consumer level in (US\$/Kg), Jun 2024

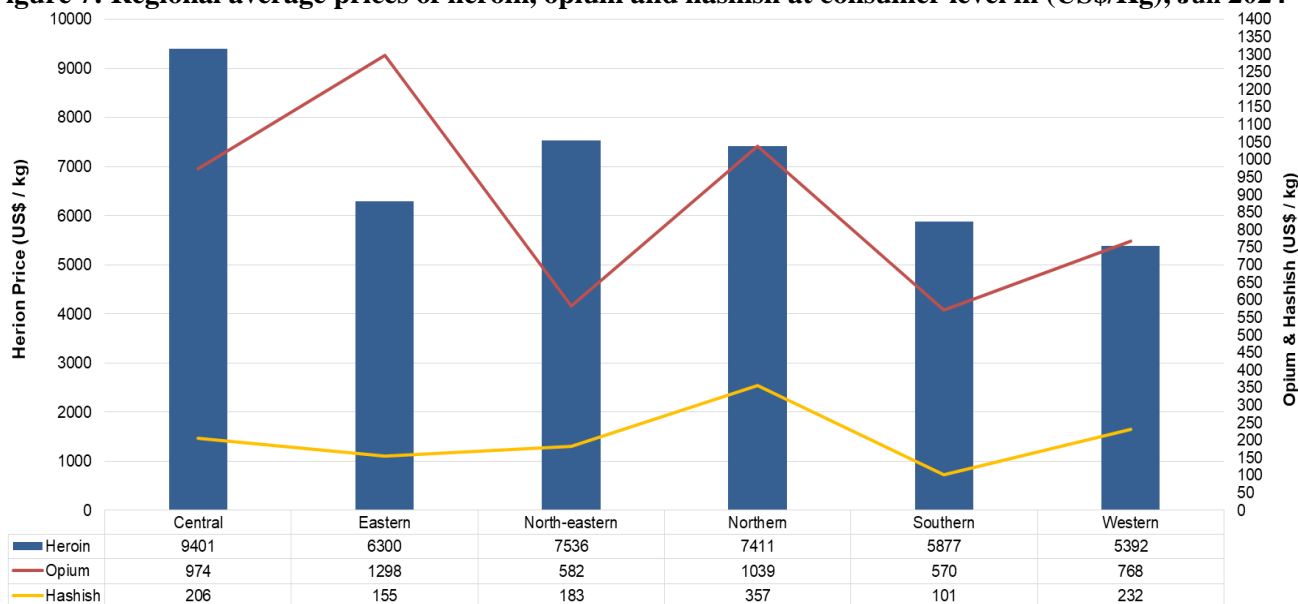


Table 15: Average prices of heroin, opium and hashish at consumer level in Afghanistan (US\$/kg), Jun 23 – Jun 24

Types of drug	Average prices in (US\$/kg)													Change (Jun-May) (%)
	Jun-23	Jul-23	Aug-23	Sep-23	Oct-23	Nov-23	Dec-23	Jan-24	Feb-24	Mar-24	Apr-24	May-24	Jun-24	
Heroin	3,520	3,611	3,782	4,413	4,463	5,605	7,997	7,150	7,624	7,427	7,928	7,500	7,398	-1%
Opium	355	383	413	456	496	592	1,502	850	812	867	896	885	871	-2%
Hashish	145	141	136	148	165	216	264	214	214	210	226	224	217	-3%

9. Price of Acetic Anhydride

Table 16 Average Price of Acetic Anhydride in Afghanistan (US\$/Lit) Jun 2023– Jun 2024

Variety of Acetic Anhydride	Jun-23	Jul-23	Aug-23	Sep-23	Oct-23	Nov-23	Dec-23	Jan-24	Feb-24	Mar-24	Apr-24	May-24	Jun-24	Increase / Decrease (%)
Acetic Anhydride - A* (Garmani)	139	140	159	160	178	191	182	243	232	245	255	223	204	-9%
Acetic Anhydride - B* (Japani)	-	-	-	-	-	-	-	-	-	-	-	-	-	-
Acetic Anhydride - C* (Indian)	59	59	58	66	72	91	143	122	119	126	133	145	155	+7%
Acetic Anhydride - D* (Pakistani)	54	56	55	57	61	88	136	104	90	72	77	80	85	+6%
Acetic Anhydride - E* (Chinees)	138	143	169	168	179	182	203	203	193	199	206	204	198	-3%
Acetic Anhydride - F* (Irani)	80	77	81	85	92	108	116	131	134	103	105	109	103	-6%

10. Price of Ephedra

Ephedra is a low evergreen shrub with small scaly leaves. It has a long history of medicinal use in China and India to treat colds, fever, headaches, and coughing, wheezing, and other conditions.

Where is Ephedra found?

A group of about 40 species found from southern Europe, North Africa to Asia as well as the mountains of North and South America, Ephedra are typically plants of dry and desert regions.

Ephedra is found naturally in different zones of Afghanistan and is used in the production of methamphetamine. From September 2023, the Deputy Ministry for Counter Narcotics had also included the price of Ephedra in the monthly drug price report.

Table 17: Average price of Ephedra in Afghanistan (US\$/kg), May 2024– Jun 2024

Average Price Of "Ephedra" For Each Zone (US\$/Kg)			
Region	May-24	Jun-24	Change (Jun-May) %
Northern	0.78	0.72	-7%
North-east	0.92	0.76	-18%
Western	1.03	1.06	+4%
Central	0.77	0.74	-5%
Southern	1.05	1.05	-0.2%
Eastern	1.13	1.08	-4%
Average Prices for Afghanistan	0.91	0.87	-4.8%

N.S.A.

11. Licit Crops

Prices of wheat, cotton, saffron, rice (imported) and rice (local) collected in seven provinces of Afghanistan are shown in below table.

Table 18: Prices of wheat, cotton, saffron, imported and local rice in Afghanistan in local currency, Jun 2024

Province	Types of crops	Price/Kg in Pakistani Rupee (PRs)	Price/Kg in Afghani (AFs)	Price/Kg in (US\$)
Nangarhar	Wheat	-	23	0.3
Nangarhar	Cotton	-	108	1.5
Nangarhar	Rice Imported	-	114	1.6
Nangarhar	Rice Local	-	48	0.7
Balkh	Wheat	-	17	0.2
Balkh	Cotton	-	90	1.3
Balkh	Rice Imported	-	100	1.4
Balkh	Rice Local	-	55	0.8
Badakhshan	Wheat	-	23	0.3
Badakhshan	Rice Imported	-	100	1.4
Badakhshan	Rice Local	-	100	0.9
Takhar	Wheat	-	60	0.3
Takhar	Rice Imported	-	115	1.6
Takhar	Rice Local	-	62	0.9
Helmand	Wheat	-	21	0.3
Helmand	Cotton	-	126	1.8
Helmand	Rice Imported	-	77	1.1
Kandahar	Wheat	-	22	0.3
Kandahar	Cotton	-	131	1.9
Kandahar	Rice Imported	-	76	1.1
Hirat	Wheat	-	17	0.2
Hirat	Cotton	-	170	2.4
Hirat	Saffron	-	116000	1655
Hirat	Rice Imported	-	85	1.2
Hirat	Rice Local	-	50	0.7

Table 19: Average prices of wheat, cotton, saffron, imported, and local rice in Afghanistan (US\$/kg), Jun 2023– Jun 2024

Types of crops	Jun-23	Jul-23	Aug-23	Sep-23	Oct-23	Nov-23	Dec-23	Jan-24	Feb-24	Mar-24	Apr-24	May-24	Jun-24	Increase/Decrease
Wheat (Local)	0.33	0.36	0.36	0.40	0.41	0.41	0.40	0.43	0.46	0.38	0.33	0.31	0.29	-8%
Cotton	2.14	1.97	1.97	2.07	2.13	2.07	1.90	1.93	1.88	1.94	1.84	1.77	1.79	+1%
Saffron	846	852	852	911	969	1100	1014	982	1108	1736	1714	1668	1655	-1%
Rice (Imported)	1.37	1.42	1.42	1.51	1.50	1.56	1.51	1.64	1.53	1.55	1.46	1.42	1.36	-4%
Rice (Local)	0.80	0.81	0.81	0.84	0.82	0.88	0.95	0.98	1.10	0.96	0.87	0.85	0.79	-8%

12. Reasons for rising and falling narcotic drug prices during this month

Causes of rising narcotic drug prices:

- ❖ Implementation of the decree of Amir al-Mominin on the prohibition of the cultivation, production, use, and smuggling of narcotic drugs.
- ❖ Approval and publication of Articles No. 13 and 32 of Mutahed Al-Mal regarding the determination of special penalties for types of drug activities.
- ❖ Eradication of poppy cultivation and drug processing factories.
- ❖ The determination of the authorities of the Islamic Emirate of Afghanistan to prevent the cultivation of poppy and hashish and to destroy its fields.
- ❖ Disrupting the order of drug stock markets and reducing drug stocks.
- ❖ Presence of local, regional, and international demand for drug use.
- ❖ Pursuing drug smugglers.

Reasons for the rise and fall of each category of drugs

First Part Opium:

Changes in the price of opium in Afghanistan: Compared to the last month, the average price of dry opium in Afghanistan has decreased by 1%, and the average price of fresh opium has decreased by 4% and 6%, respectively. The main reason for the decline of opium is the harvest of opium.

Changes in Opium Prices at the Regional Level:

- Two reasons that have caused a decrease in the price of opium in the **western region** are poppy harvest and opium impurity, especially in Nimroz province. Due to the decline in the value of the US dollar against the Afghani, Table 3 saw a slight increase.
- Opium's price decreased compared to last month because of the arrival of the poppy crop in the **North-East region**.
- In the **eastern region**, the price of opium has gone up by 1% compared to last month, which is a result of the decrease in opium supplies.
- The poppy crop's arrival has caused a decrease in opium prices in the **northern region** compared to last month.
- The arrival of poppy harvests in other regions has caused the **central region's** opium price to decrease compared to last month.
- The price of opium in the **south region** has increased compared to last month; the only reason is the change in supply and demand in Pakistan.

Second Part Cannabis:

The reason for the drop in the price of cannabis in many parts of the country may be the decrease in the number of people who are seeking it (drug addicts) at the city level because many drug users use cannabis. Another reason may be the prevention of its sale by the anti-narcotics forces

Third Part Heroin:

Heroin is made from opium; the decline in the average price of opium in Afghanistan is caused by the decrease in the price of heroin. According to field data, another substance (referred to as heroin drug) has been incorporated into heroin, leading to a decrease in the price of heroin compared to last month.

Fourth Part Synthetic Drugs:

According to our analysis, synthetic drugs are mostly used by addicts. So on this basis, it can be said that the decrease in the price of synthetic drugs is due to the accumulation of addicts, because the main demand has decreased at the level of cities. The reason for the increase in the prices of some synthetic drugs, such as Tajiki Tablet-k, is the prevention of their sale and entry into the country as a result of border control by the active forces and authorities of the Islamic Emirate of Afghanistan.

N.S.A.D.

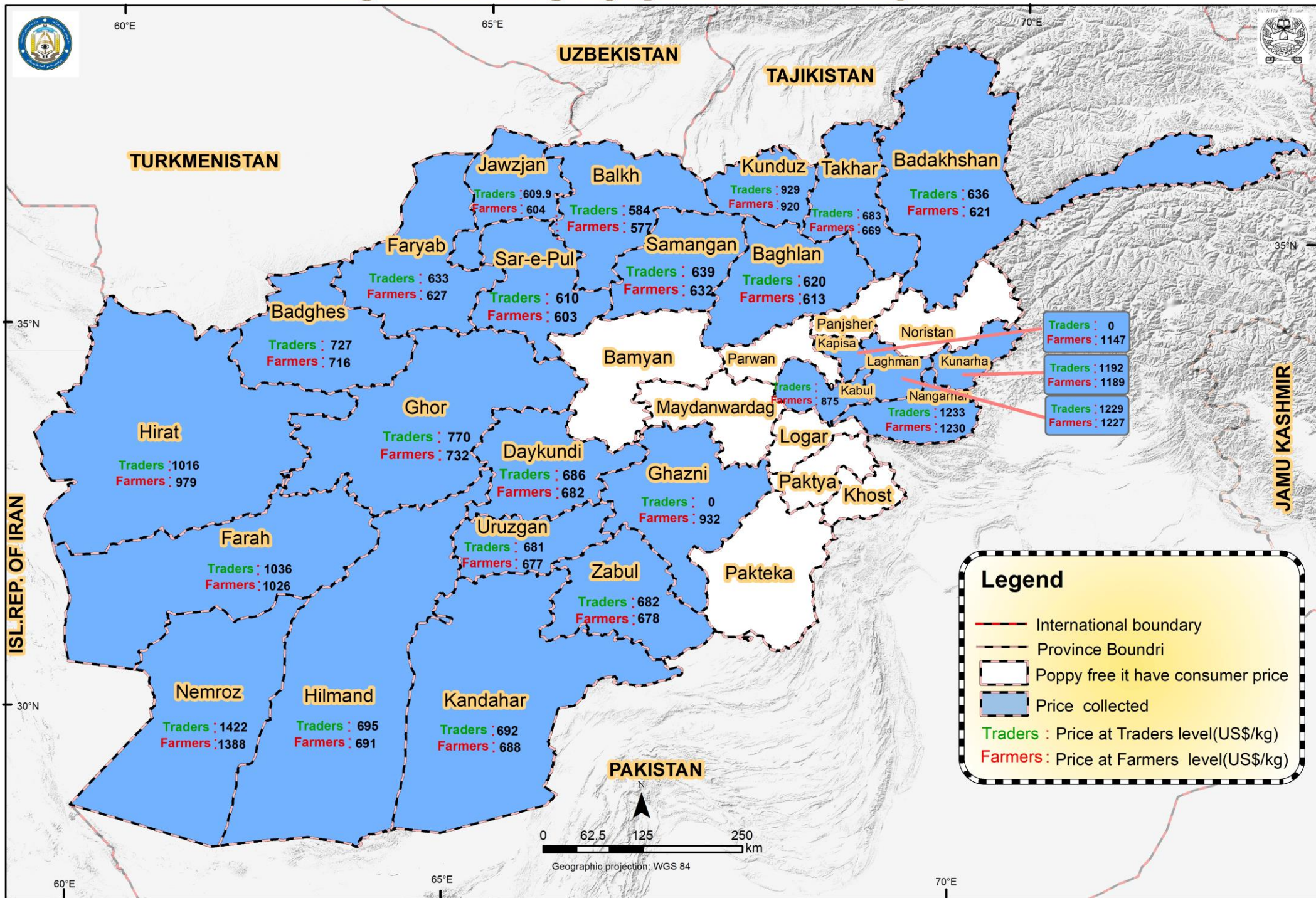
13. Methodology

- ❖ Prices are collected in the last week of every month from around twenty farmers and equal numbers of traders by NSAD Survey coordinators generally from different farmers and traders each month. The price data collection is sourced from a few known farmers and traders as well.
- ❖ Opium prices are collected from 25 out of 34 provinces namely Kabul, Ghazni, Kapisa, Badakhshan, Baghlan, Badghis, Balkh, Farah, Faryab, Ghor, Hilmand, Hirat, Kandahar, Kunar, Kunduz, Laghman, Nangarhar, Nimroz, Uruzgan, Takhar, Sur-Pul, Samangan, Jawzjan and Zabul. The prices of dry and fresh opium are collected from farmers (at farm-gate level) and traders (at trader level).
- ❖ Different varieties of heroin, morphine collected from twelve provinces of Afghanistan namely Badakhshan, Takhar, Kunduz, Balkh, Faryab, Badghis, Hilmand, Kandahar, Nangarhar, Hirat, Nimroz and Farah, and cannabis resin prices are collected from eight provinces of Afghanistan namely Badakhshan, Balkh, Hirat, Nangarhar, Kandahar and Takhar. (Garda # 1(Patnosi)) in Balkh province is a new Garda of cannabis resin reported in January 2021 year.
- ❖ Prices of some licit crops such as, wheat, saffron, and cotton, imported and local rice is also collected from seven provinces of Afghanistan and included in this report.
- ❖ Prices of poppy seeds, cannabis seeds and acetic anhydride are included in the report as well.
- ❖ The prices are also presented in local currency for convenience of certain analysis; however, the national average prices are presented in USD. At the regional level, average prices are reflected in local currency with exception of the Western region since prices are reported in two different currencies.
- ❖ Prices are reported in different currencies in different regions. The prices in Eastern region (Kunar, Laghman and Nangarhar) and Southern region (Kandahar, Hilmand, Uruzgan and Zabul) are reported in Pakistani rupees. In Northern (Balkh, Baghlan, Farayb, Sur-Pul, Samangan and Jawzjan) and North-eastern (Badakhshan, Kunduz and Takhar) regions, the prices are reported in Afghani. However, prices are reported in two different currencies namely Afghani and Iranian Tuman in Western (Nimroz and Farah,) region. The prices are converted in US\$ using the exchange rate from (oanda.com) site considering the rates on the same date the observation is made.
- ❖ The synthetic drugs (Methamphetamine per gram, Sosegon per Ampoul, Tablet K per Tablet are reported from six regions (Kabul, Nangarhar, Laghman, Kunar, Faryab, Jawzjan, Sari-pul, Balkh, Samangan, Baghlan, Hilmand, Kandahar, Zabul, Badghis, Hirat, Ghor, Farah, Nimroz, Badakhshan, Takhar, and Kunduz) provinces of the country in US\$, Methamphetamine is sold in various names in Afghanistan. And Sheesha is the common name for Methamphetamine.

Table 20: Number of observations of dry and fresh opium prices

	Number of observations (n)		Number of provinces price collected
	Farm-gate price	Trader price	
Dry Opium	174	171	25
Fresh Opium	123	120	22

Afghanistan: Average dry Opium Price (June, 2024)





Islamic Emirate of Afghanistan
Ministry of Interior Affairs
Deputy Minister of Counter Narcotics
Civilian Vice Deputy Counter Narcotics
Directorate of Survey & Analysis of Narcotics

