

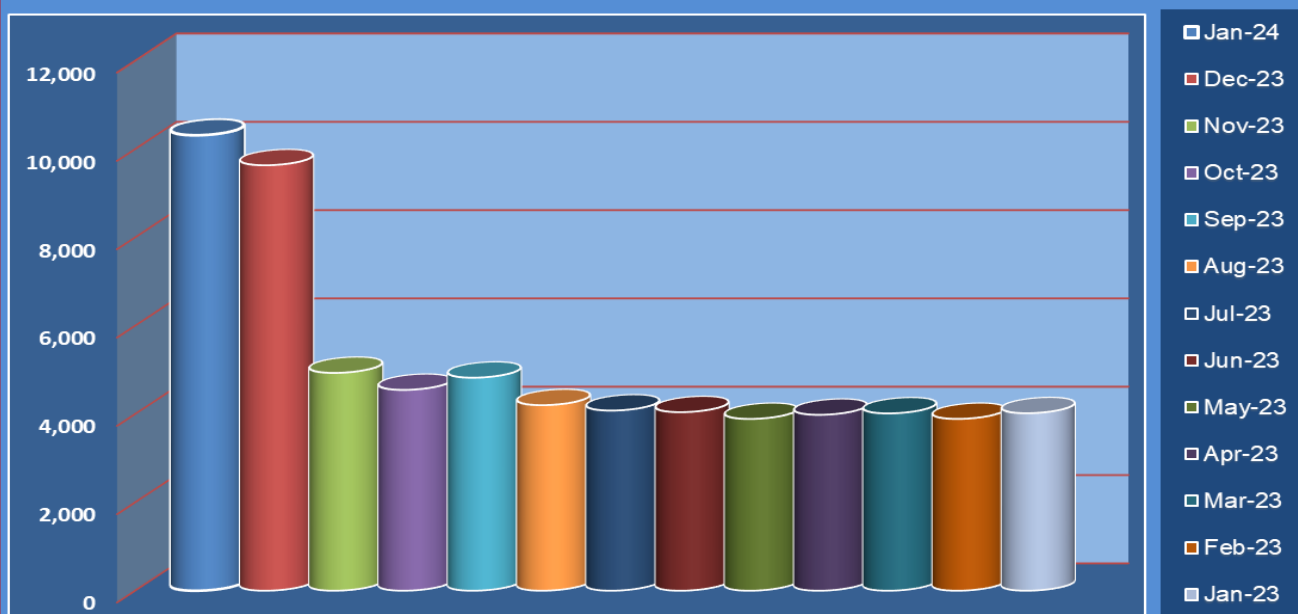


ISLAMIC EMARAT OF AFGHANISTAN  
Ministry of Interior Affairs  
Deputy Minister for Counter Narcotics  
Civilian Vice Deputy Minister, Counter Narcotics  
NARCOTICS SURVEY & ANALYSIS DIRECTORATE



## Afghanistan Drug Price Monitoring Monthly Report

The average Price of heroin in Afghanistan (US\$/kg) January 2023 -January 2024



January 2024

## Contents

1. Key Findings .....	1
1.1. Trends of Drug prices.....	1
Table1: Summary of Drug Prices.....	1
2. Introduction.....	2
3. Opium .....	3
3.1 Dry opium .....	3
3.1.1 Farm-gate price .....	3
3.1.2 Trader Price.....	4
3.2. Dry Opium (Chaynaki Quality).....	5
3.2.1. Farm-gate price .....	5
3.2.2. Trader price .....	5
3.3 Fresh Opium.....	6
4. Heroin .....	7
5. Synthetic Drugs.....	8
6. Cannabis Resin.....	11
8. Prices of heroin, opium and hashish at consumer level.....	14
9. Price of Acetic Anhydride.....	14
10. Price of Ephedra.....	15
11. Licit Crops .....	16
12. Reasons for rising and falling narcotic drug prices during this month.....	17
13. Methodology .....	18

## Contents of table

Table1: Summary of Drug Prices.....	1
Table 2: Regional average farm-gate price of dry opium US\$/Kg (December 2023 to January 2024) .....	3
Table 3: Regional average price of dry opium from traders US\$/Kg (December 2023 to January 2024) .....	4
Table 4: Average price of dry opium (Chaynaki quality) at farm-gate level (US\$/Kg).....	5
Table 5: Average price of dry opium (Chaynaki quality) at trader level (US\$/Kg) .....	5
Table 6: Regional average price of dry opium at farm-gate and trader level in other than USD Currency .....	5
Table 7: Regional average price of fresh opium at farm-gate and trader level in other than USD currency.....	6
Table 8: Prices of different types of heroin in Afghanistan (US\$/kg), January 2023–January 2024 .....	7
Table 9: Prices of 1 kilogram of different types of heroin in currencies other than USD .....	8
Table 10: Prices of all types of Synthetic Drugs in (US\$/UNIT).....	9
Table 11: Prices of different types of cannabis resin in Afghanistan (US\$/kg), Jan 2023–Jan 2024.....	11
Table 12: Prices of 1 kilogram of different types of cannabis resin in local currency, Dec 2023–Jan 2024.....	12
Table 13: Prices of cannabis and poppy seeds in other than USD currency, Dec 2023–Jan 2024.....	13
Table 14: Prices of cannabis and poppy seeds in Afghanistan (US\$/kg), January 2023–January 2024 .....	13
Table 15: Average prices of heroin, opium and hashish at consumer level in Afghanistan (US\$/kg), Jan 23 – Jan 24.....	14
Table 16 Average Price of Acetic Anhydride in Afghanistan (US\$/Lit) January 2023–January 2024.....	14
Table 17: Average price of Ephedra in Afghanistan (US\$/kg), December 2023–January 2024.....	15
Table 18: Prices of wheat, cotton, saffron, imported and local rice in Afghanistan in local currency, January 2024 .....	16
Table 19: Average prices of wheat, cotton, saffron, imported, and local rice in Afghanistan (US\$/kg), January 2023–January 2024 .....	16
Table 20: Number of observations of dry and fresh opium prices .....	18

## Contents of Figure

Figure 1: National average price of dry opium at farm-gate level from (June 2004 - January 2024).....	3
Figure 2: National average price of dry opium at trader level US\$/kg (January 2023 to January 2024).....	4
Figure 3: National average price of fresh opium at farm-gate and trader level US\$/kg (June 2005 to January 2024) .....	6
Figure 4: Types of Synthetic Drugs in US Dollar- January 2024 .....	10
Figure 5: Average price of cannabis resin (Garda #1, best quality) in US\$/kg, Jan 2023–Jan 2024.....	11
Figure 6: Prices of different types of cannabis resin in Afghanistan (US\$/kg), January 2024 .....	12
Figure 7: Regional average prices of heroin, opium and hashish at consumer level in (US\$/Kg), Jan 2024 .....	14

NSAD

## 1. Key Findings

### 1.1. Trends of Drug prices

**Table1: Summary of Drug Prices**

Types of drug	By Month			By Year		
	December_2023	January_2024	Change %	January_2023	January_2024	Change %
Dry opium Farm-gate price (US\$/Kg)	818	815	-0.4%	355	815	+129%
Dry opium Trader price (US\$/Kg)	836	836.1	+0.1%	372	836.1	+125%
Fresh Opium Farm-gate price (US\$/Kg)	626	560	-11%	245	560	+129%
Fresh Opium Trader price (US\$/Kg)	641	574	-10%	253	574	+127%
Heroin Batan_100 (US\$/Kg)	-	-	-	-	-	-
Heroin White powder (Crystal) - 60% (US\$/Kg)	7960	7848	-1%	3772	7848	+108%
Heroin White powder (Crystal) - 40% (US\$/Kg)	6396	6201	-3%	2991	6201	+107%
Morphine (US\$/Kg)	6012	6420	+7%	-	6420	-
Cannabis resin (Garda # 1) Price in (US\$/Kg)	200	197	-1%	106	197	+86%
Cannabis resin (Garda # 2) Price in (US\$/Kg)	136	129	-5%	83	129	+56%
Cannabis resin (Garda # 3) Price in (US\$/Kg)	108	121	+11%	45.5	121	+165%
Methamphetamine (Imported) (US\$/Gram)	1.79	1.94	+8%	0.8	1.94	+139%
Methamphetamine (Local) (US\$/Gram)	1.42	1.39	-2%	1.5	1.39	-5%
Sosegon (Imported) (US\$/Ampoule)	2.28	2.19	-4%	1.05	2.19	+108%
Sosegon (Local) (US\$/Ampoule)	0.82	0.83	+2%	0.85	0.83	-3%
MDMA ( Tablet -K ) A (US\$/Tablet)	15.6	15.3	-2%	12.0	15.3	+27%
MDMA ( Tablet -K ) B (US\$/Tablet)	10.0	10.5	+5%	9.0	10.5	+16%
MDMA ( Tablet -K ) C (US\$/Tablet)	7.0	6.2	-11%	6.7	6.2	-7%
MDMA ( Tablet -K ) D (US\$/Tablet)	3.51	3.15	-10%	2.56	3.15	+23%

## 2. Introduction

The Afghanistan drug price-monitoring report is implemented by the Narcotics Survey & Analysis Directorate. The monitoring of drug prices is carried out in selected provinces of Afghanistan since 1994. Opium price collected from 24 provinces in January 2024. The results provide a detailed picture of the prices of opiates on a monthly basis. The price of the opiates contributes towards understanding the opiate economy in Afghanistan and published in the Afghanistan opium survey reports annually. The price monitoring includes major licit crops, precursor-chemicals, illicit crops and Synthetic drugs which are included in the report since October 2019. And from the September 2023 on, the price of Ephedra plant, which is used in Methamphetamine production, is also used in this report. On the last page, the methodology section explained the method, that we prepared this report.

NSAD

### 3. Opium

#### 3.1 Dry opium

##### 3.1.1 Farm-gate price

The national average price for one kilogram of dry opium in Afghanistan at the farm-gate level was (US\$ 815/kg) at the end of January 2024, which is 0.4% Lower compared to the price reported in December 2023 (US\$ 818/kg). The average dry opium price at the farm-gate level in January 2024 is 129% higher than the price reported in January 2023, which was (US\$ 355/kg).

**Figure 1: National average price of dry opium at farm-gate level from (June 2004 - January 2024)**



**Table 2: Regional average farm-gate price of dry opium US\$/Kg (December 2023 to January 2024)**

Region	Price of Dry Opium (US\$/Kg)		Price change (%)
	Dec-23	Jan-24	
Eastern region (Kunar, Laghman and Nangarhar)	958	1052	+10%
Southern region (Hilmand, Kandahar, Uruzgan, Zabul and diykundy)	869	730	-16%
Western region (Badghis, Farah, Ghor, Hirat and Nimroz)	932	922	-1%
North-eastern region (Badakhshan, Kunduz and Takhar)	718	731	+2%
Northern region (Baghlan, Balkh, Faryab, Sur-Pul, Jawzjan and Samangan )	586	638	+9%
Central region (Kabul, Ghazni and Kapisa )	650	806	+24%
<b>Average</b>	<b>818</b>	<b>815</b>	<b>-0.4%</b>

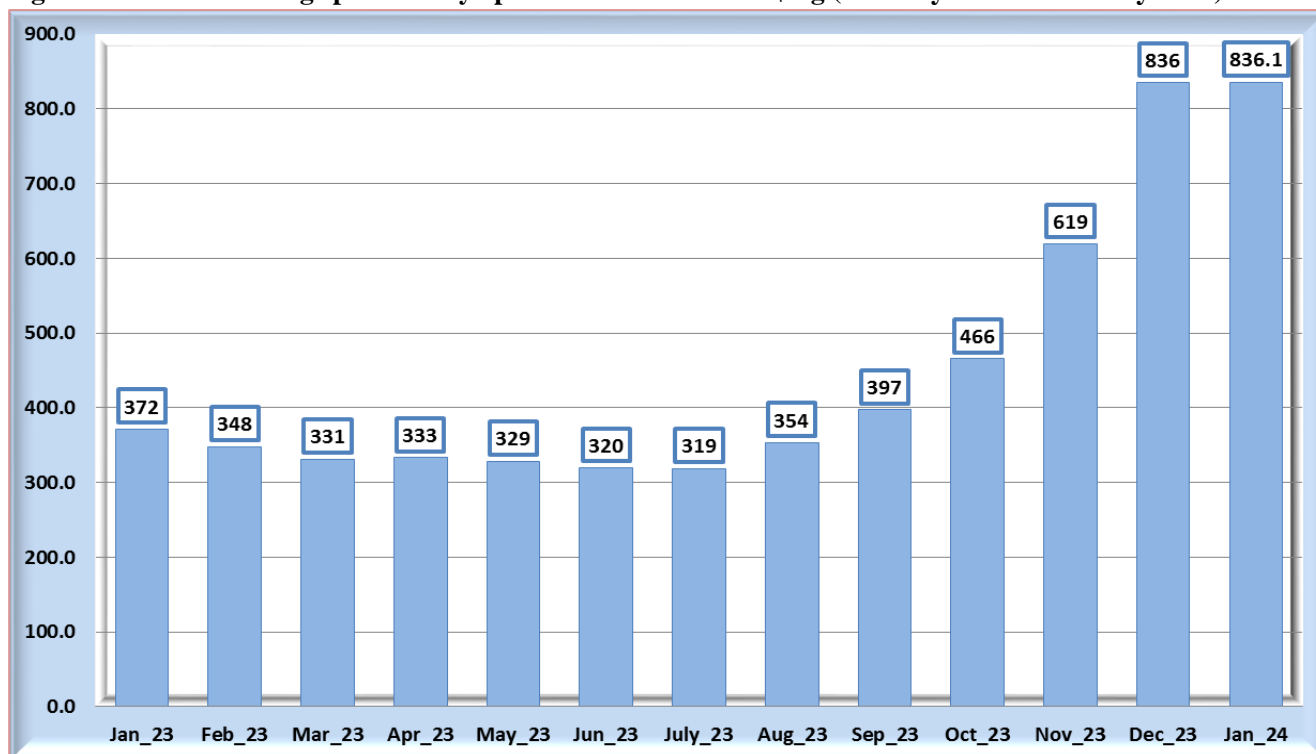
### 3.1.2 Trader Price

The national average dry opium price collected from traders was **(US\$ 836.1/kg)** at the end of January 2024, showing a **0.1%** increase compared to the price reported last month in December 2023 **(US\$ 836/kg)**.

The average dry opium price at trader level in January 2024 is 125% higher than the price reported last year in January 2023, which was **(US\$ 372/kg)**.

The dry opium price collected from traders has increased by 10% in the eastern region, 9% in the northern region, 4% in the north-eastern region, 1% in the western region, and 16% decreased in the southern region.

**Figure 2: National average price of dry opium at trader level US\$/kg (January 2023 to January 2024)**



**Table 3: Regional average price of dry opium from traders US\$/Kg (December 2023 to January 2024)**

Region	Price of Dry Opium (US\$/Kg)		Price change (%)
	Dec-23	Jan-24	
Eastern region (Kunar, Laghman and Nangarhar)	961	1055	+10%
Southern region (Hilmand, Kandahar, Uruzgan, Zabul and diykundy)	872	734	-16%
Western region (Badghis, Farah, Ghor, Hirat and Ninroz)	957	963	+1%
North-eastern region (Badakhshan, Kunduz and Takhar)	753	784	+4%
Northern region (Baghlan, Balkh, Faryab, Sur-Pul, Jawzjan and Samangan )	593	645	+9%
Central region (Kabul, Ghazni and Kapisa )	-	-	-
<b>Average</b>	<b>836</b>	<b>836.1</b>	<b>+0.1%</b>

### 3.2. Dry Opium (Chaynaki Quality)

#### 3.2.1. Farm-gate price

From the point of view of quality, the price of dry opium has not changed in different regions. In Balkh and Hilmand provinces, another quality of dry opium by the name of **Chaynaki** is available at the farm-gate and trader level. The **Chaynaki** quality of dry opium is more air-dried than other varieties. The average price of one kilogram of **Chaynaki** dry opium at the farm-gate level in Balkh province was (US\$ 938/kg) in January 2024, showing an increase of 0.2% compared to the price reported in December 2023 (US\$ 936/kg). The average price of one kilogram of Chaynaki dry opium at the farm-gate level in Hilmand province was (US\$ 932/kg) in January 2024, showing a decrease of 16% compared to the price reported in December 2023 (US\$ 1117/kg).

**Table 4: Average price of dry opium (Chaynaki quality) at farm-gate level (US\$/Kg)**

Dry Opium (Chaynaki quality)	Balkh		Price change (Jan-Dec) %	Hilmand		Price change (Jan-Dec) %
	Dec-23	Jan-24		Dec-23	Jan-24	
Farm-gate price (US\$/Kg)	936	938	+0.2%	1117	932	-16%

#### 3.2.2. Trader price

In Balkh province, the average price of one kilogram of **Chaynaki** dry opium at trader level was (US\$ 943/kg) in January 2024, showing a change of 0% compared to the price reported in December 2023 (US\$ 943/kg). In Hilmand province, the average price of one kilogram of Chaynaki dry opium at trader level was (US\$ 936/kg) in January 2024, showing a decrease of 17% compared to the price reported in December 2023 (US\$ 1124/kg).

**Table 5: Average price of dry opium (Chaynaki quality) at trader level (US\$/Kg)**

Dry Opium (Chaynaki quality)	Balkh		Price change (Jan-Dec) %	Hilmand		Price change (Jan-Dec) %
	Dec-23	Jan-24		Dec-23	Jan-24	
Trader price (US\$/Kg)	943	943	0%	1124	936	-17%

**Table 6: Regional average price of dry opium at farm-gate and trader level in other than USD Currency**

Region	Local currency	Price of 1 kg of Dry Opium in local currency				change at farm-gate level (Jan-Dec) (%)	Change at trader level (Jan-Dec) (%)
		Dec-23		Jan-24			
		Farm-gate	Trader	Farm-gate	Trader		
Eastern region (Kunar, Laghman and Nangarhar)	Pakistani Rupee	268527	269308	293102	293926	+9%	+9%
Southern region (Hilmand, Kandahar, Uruzgan and Zabul and diykundi)	Pakistani Rupee	243369	244480	203763	204875	-16%	-16%
Western region (Badghis and Ghor) *	Afghani	56611	58850	52467	56061	-7%	-5%
Western region (Farah, Hirat and Nimroz) *	Iranian Tuman	48748931	49482553	48762881	49986119	+0.03%	+1%
North-eastern region (Badakhshan, Kunduz and Takhar)	Afghani	49557	52010	52123	55879	+5%	+7%
Northern region (Baghlan, Balkh, Faryab, Suri-Pul, Jawzjan and Samangan)	Afghani	40396	40896	47708	48197	+18%	+18%
Central region (Kabul, Ghazni and Kapisa)	Afghani	44500	-	58500	-	+31%	-

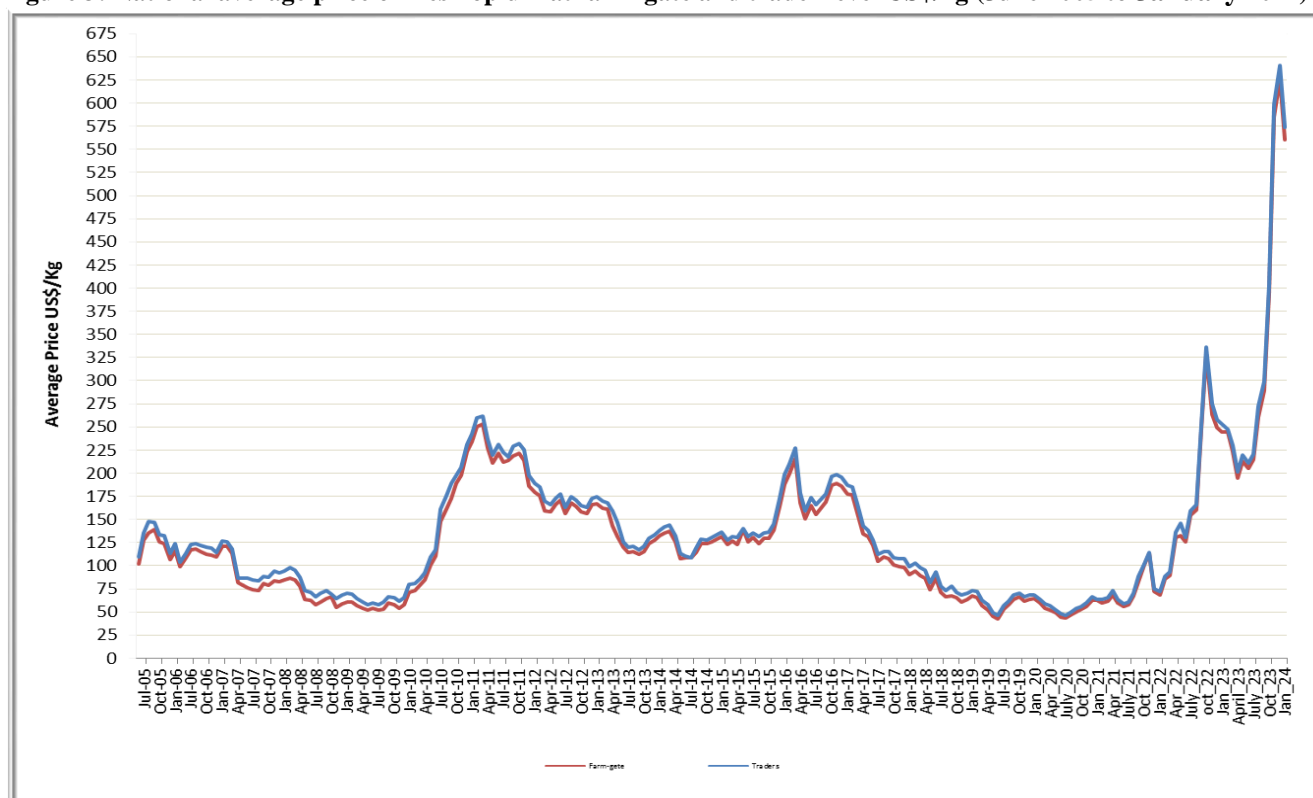
\* Western region is divided into two groups because of prices available in two currencies.



### 3.3 Fresh Opium

At the end of January 2024, the national average price of fresh opium decreased by 11% from (US\$ 626/kg) in December 2023 to (US\$ 560/kg) in January 2024 at the farm-gate level. Similarly, the national average price of fresh opium at trader level decreased by 10% from (US\$ 641/kg) in December 2023 to (US\$ 574/kg) in January 2024.

**Figure 3: National average price of fresh opium at farm-gate and trader level US\$/kg (June 2005 to January 2024)**



**Table 7: Regional average price of fresh opium at farm-gate and trader level in other than USD currency**

Region	Local currency	Price of 1 kg of Fresh Opium in local currency				change at farm-gate level (Jan-Dec) (%)	Change at trader level (Jan-Dec) (%)
		Dec-23		Jan-24			
		Farm-gate	Trader	Farm-gate	Trader		
Eastern region (Kunar, Laghman and Nangarhar)	Pakistani Rupee	-	-	-	-	-	-
Southern region (Hilmand, Kandahar, Uruzgan and Zabul and diykundi)	Pakistani Rupee	174764	176559	133232	137563	-24%	-22%
Western region (Badghis and Ghor) *	Afghani	40151	42167	38542	41056	-4%	-3%
Western region (Farah, Hirat and Nimroz) *	Imanian Tuman	34907046	35585509	35384265	36034447	+1%	+1%
North-eastern region (Badakhshan, Kunduz and Takhar)	Afghani	-	-	-	-	-	-
Northern region (Baghlan, Balkh, Faryab, Suri-Pul, Jawzjan and Samangan)	Afghani	32867	33389	42100	42554	+28%	+27%
Central region (Kabul, Ghazni and Kapisa)	Afghani	42000	-	54500	-	+30%	-

\* Western region is divided into two groups because of prices available in two currencies.

#### 4. Heroin

There are several types of heroin<sup>1</sup> available in Afghanistan with different qualities. The prices of white powder (Batan) in Nangarhar province, white powder (Batan) high and low quality in Kandahar, Helmand, Balkh and Faryab Provinces, Batan 100% and white powder (Crystal)-60% in Badakhshan, Takhar and Kunduz provinces and white powder (Crystal)-60%, white powder (Crystal)-40%, Morphine and bist powder in Hirat, Farah, Nimroz and Badghis provinces are the most expensive heroin reported in Afghanistan. The cheapest heroin (US\$ 201/kg) is called as Khata - 2 reported in Nangarhar province.

**Table 8: Prices of different types of heroin in Afghanistan (US\$/kg), January 2023–January 2024**

Provinces	Types of heroin	Jan-23	Feb-23	Mar-23	Apr-23	May-23	Jun-23	Jul-23	Aug-23	Sep-23	Oct-23	Nov-23	Dec-23	Jan-24	Change (Jan-Dec) %
Badakhshan	Batan (100)	-	-	-	-	-	-	-	-	-	-	-	-	-	-
	White powder (Crystal) - 60%	4,018	3,890	4,015	3,983	3,890	4,043	4,079	4,201	4,823	4,547	4,932	9,634	10,313	+7%
Takhar	Batan (100)	-	-	-	-	-	-	-	-	-	-	-	-	-	-
	White powder (Crystal) - 60%	4,315	4,095	4,226	4,158	4,299	4,245	4,278	4,294	4,873	4,749	5,036	10,141	11,787	+16%
	White powder (Crystal) - 40%	3,059	2,559	2,641	2,577	2,149	2,021	2,089	2,173	2,386	2,223	2,365	7,876	8,735	+11%
Kunduz	White powder (Crystal) - 60%	4,589	4,095	4,226	4,100	4,504	4,346	4,378	4,481	5,178	4,901	5,242	11,140	12,734	+14%
Nangarhar	Off- white powder (Batan)	1,284	739	1,043	1,073	1,132	1,139	1,147	1,109	1,148	1,218	1,467	5,653	6,334	+12%
	Bist powder	663	582	539	568	566	569	575	558	577	620	771	5,236	5,473	+5%
	Chara # 1	87	69	64	71	73	75	77	75	80	88	148	838	1,242	+48%
	Chara # 2	59	48	46	57	59	62	63	61	64	74	103	642	700	+9%
	Khata # 1	56	46	44	52	52	54.2	54.7	53	56	63	95	178	287	+61%
	Khata # 2	39	35	33	37	40	41	43	42	44	49	81	143	201	+41%
Faryab	Off- white powder (Batan) - high quality	3,766	3,821	3,680	3,756	3,678	3,844	2,664	4,018	4,327	4,653	5,715	5,740	5,571	-3%
	Off- white powder (Batan) - low quality	2,933	2,957	2,853	2,934	2,857	2,957	2,959	3,092	3,349	3,682	4,103	4,121	4,248	+3.1%
Balkh	Off- white powder (Batan) - high quality	3,416	3,523	3,437	3,515	3,437	3,643	3,650	3,847	4,147	4,519	5,423	5,593	5,555	-1%
	Off- white powder (Batan) - low quality	2,391	2,443	2,330	2,519	2,447	2,543	2,543	2,654	2,962	3,305	3,884	4,097	4,097	0%
	Bist powder - 20%	1,139	1,159	1,107	1,172	1,142	1,230	1,236	1,339	1,597	1,780	2,081	2,179	2,222	+2%
Helmand	Off- white powder (Batan) - high quality	3,718	3,256	2,835	2,794	2,796	2,792	2,798	3,685	3,929	4,226	7,247	6,638	5,949	-10%
	Off- white powder (Batan) - low quality	3,499	3,065	2,658	2,617	2,656	2,653	2,728	3,350	3,758	4,081	7,000	6,424	5,734	-11%
	White powder (Crystal) - 60%	5,095	4,463	3,898	4,208	4,368	4,293	4,547	6,700	6,970	7,440	10,905	10,456	8,709	-17%
	White powder (Crystal) - 40%	4,942	4,329	3,757	4,067	4,123	4,119	4,268	6,097	6,355	6,790	10,535	10,242	8,852	-14%
	Morphine	-	-	-	-	-	-	-	-	-	-	-	-	-	-
Kandahar	Off- white powder (Batan) - high quality	2,930	3,294	2,840	2,794	2,761	2,758	2,763	3,618	3,758	4,081	7,282	6,638	5,949	-10%
	Off- white powder (Batan) - low quality	1,968	3,065	2,663	2,652	2,621	2,618	2,624	3,250	3,553	3,828	7,035	6,424	5,734	-11%
	White powder (Crystal) - 60%	5,030	4,405	3,906	3,890	4,228	4,258	4,477	6,700	6,901	7,368	10,905	10,349	8,601	-17%
	White powder (Crystal) - 40%	4,855	4,252	3,693	3,678	3,914	4,049	4,198	6,030	6,491	6,934	10,570	10,099	8,709	-14%
	Morphine	-	-	-	-	-	-	-	-	-	-	-	-	-	-
Badghis	White powder (Crystal) - 40%	1,735	1,726	1,937	1,991	1,841	2,010	2,060	2,191	2,252	2,422	2,640	2,752	3,438	+25%
Hirat	White powder (Crystal) - 60%	2,454	2,616	3,111	3,280	3,087	3,055	2,985	3,104	3,710	4,845	4,841	6,954	6,876	-1%
	White powder (Crystal) - 40%	1,541	1,536	1,702	1,757	1,864	2,468	2,341	2,678	3,020	3,668	5,134	6,084	6,034	-1%
	Bist powder	-	-	-	-	-	3,290	3,277	3,469	3,840	4,429	5,354	7,968	7,858	-1%
	Morphine	-	-	-	-	2,738	3,114	3,043	3,165	3,384	3,599	3,814	5,940	5,823	-2%
Farah	White powder (Crystal) - 60%	2,569	2,389	3,005	3,010	3,029	2,938	2,985	3,408	3,775	4,637	5,721	7,823	7,717	-1%
	White powder (Crystal) - 40%	-	-	3,287	3,303	3,495	3,173	3,195	3,651	3,983	5,122	6,161	8,692	9,121	+5%
	Morphine	-	-	2,630	2,636	2,679	2,350	2,376	3,104	3,319	4,429	5,427	6,084	7,016	+15%
Nimroz	White powder (Crystal) - 60%	3,368	3,185	3,287	3,280	2,932	2,409	2,751	2,775	3,020	3,211	3,814	4,418	4,420	0%
	White powder (Crystal) - 40%	-	-	2,583	2,577	2,563	1,998	2,282	2,215	2,689	2,860	3,227	3,549	3,508	-1%
	Bist powder	-	-	-	-	4,077	3,643	3,804	3,773	3,840	4,083	5,134	5,795	6,314	+9%
	Morphine	-	-	2,524	2,518	4,427	3,996	-	-	-	-	-	-	-	-

<sup>1</sup> Heroin is an opioid drug made from morphine, a natural substance taken from the seed pod of the various opium poppy plants grown in Southeast and Southwest Asia, Mexico, and Colombia. Heroin can be a white or brown powder, or a black sticky substance known as black tar heroin. Other common names for heroin include *big H*, *horse*, *hell dust*, and *smack*.

**Table 9: Prices of 1 kilogram of different types of heroin in currencies other than USD**

Province	Types of heroin	Local currency	Prices of 1 kg of different types of heroin in local currency		Change (Jan-Dec) %
			Dec-23	Jan-24	
Badakhshan	Batan (100)	Afghani	-	-	-
	White powder (Crystal) - 60%	Afghani	665,000	735,000	+11%
Takhar	Batan (100)	Afghani	-	-	-
	White powder (Crystal) - 60%	Afghani	700,000	840,000	+20%
	White powder (Crystal) - 40%	Afghani	543,650	622,500	+15%
Kunduz	White powder (Crystal) - 60%	Afghani	769,000	907,500	+18%
Nangarhar	Off- white powder (Batan)	Pakistani Rupee	1,585,000	1,765,000	+11%
	Bist powder	Pakistani Rupee	1,468,000	1,525,000	+4%
	Chara # 1	Pakistani Rupee	235,000	346,000	+47%
	Chara # 2	Pakistani Rupee	180,000	195,000	+8%
	Khata # 1	Pakistani Rupee	50,000	80,000	+60%
	Khata # 2	Pakistani Rupee	40,000	56,000	+40%
Faryab	Off- white powder (Batan) - high quality	Afghani	397,000	400,000	+1%
	Off- white powder (Batan) - low quality	Afghani	285,000	305,000	+7%
Balkh	Off- white powder (Batan) - high quality	Afghani	385,000	400,000	+4%
	Off- white powder (Batan) - low quality	Afghani	282,000	295,000	+5%
	Bist powder - 20%	Afghani	150,000	160,000	+7%
Helmand	Off- white powder (Batan) - high quality	Pakistani Rupee	1,860,000	1,660,000	-11%
	Off- white powder (Batan) - low quality	Pakistani Rupee	1,800,000	1,600,000	-11%
	White powder (Crystal) - 60%	Pakistani Rupee	2,930,000	2,430,000	-17%
	White powder (Crystal) - 40%	Pakistani Rupee	2,870,000	2,470,000	-14%
	Morphine	Pakistani Rupee	-	-	-
Kandahar	Off- white powder (Batan) - high quality	Pakistani Rupee	1,860,000	1,660,000	-11%
	Off- white powder (Batan) - low quality	Pakistani Rupee	1,800,000	1,600,000	-11%
	White powder (Crystal) - 60%	Pakistani Rupee	2,900,000	2,400,000	-17%
	White powder (Crystal) - 40%	Pakistani Rupee	2,830,000	2,430,000	-14%
	Morphine	Pakistani Rupee	-	-	-
Badghis	White powder (Crystal) - 40%	Afghani	190,000	245,000	+29%
Hirat	White powder (Crystal) - 60%	Afghani	480,000	490,000	+2%
	White powder (Crystal) - 40%	Afghani	420,000	430,000	+2%
	Bist powder	Afghani	550,000	560,000	+2%
	Morphine	Afghani	410,000	415,000	+1%
Farah	White powder (Crystal) - 60%	Afghani	540,000	550,000	+2%
	White powder (Crystal) - 40%	Afghani	600,000	650,000	+8%
	Morphine	Afghani	420000	500000	+19%
Nimruz	White powder (Crystal) - 60%	Afghani	305000	315000	+3%
	White powder (Crystal) - 40%	Afghani	245000	250000	+2%
	Bist powder	Afghani	400000	450000	+13%
	Morphine	Afghani	-	-	-

## 5. Synthetic Drugs

Synthetic drugs are a dangerous chemical and it has intensive effects on health, and after a long time it makes consumer addicted, and can be potentially life threatening. Primary users, of these synthetic drugs are youths in Afghanistan; because products are cheap and easily accessible to teenagers everywhere, at stores, smoke shops and party ceremonies.

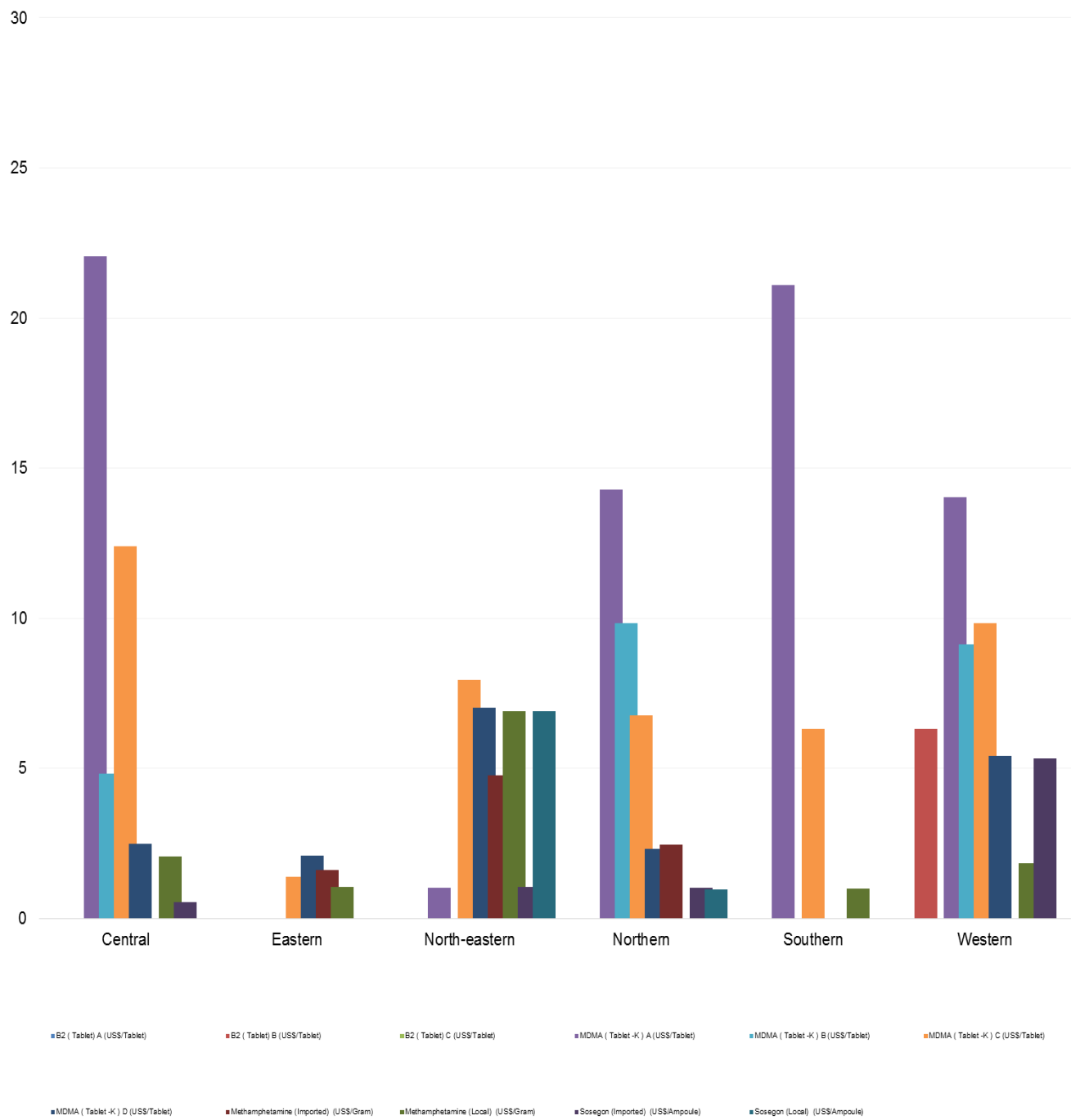
Synthetic drugs, could be addictive and creates a serious threat on the health of every one in daily life. Methamphetamine<sup>2</sup>, Tablet K and Sosegon are available in Afghanistan, which Methamphetamine is sold in various names in Afghanistan. And Sheesha is the common name for Methamphetamine, for details of its cheap price and accessible for youth.

<sup>2</sup> Methamphetamine is a powerful, highly addictive stimulant that affects the central nervous system. Also known as meth, blue, ice, and crystal, among many other terms, it takes the form of a white, odorless, bitter-tasting crystalline powder that easily dissolves in water or alcohol.

**Table 10: Prices of all types of Synthetic Drugs in (US\$/UNIT)**

Region	Types of Synthetic Drugs	Jan_24
Central	Methamphetamine (Local) (US\$/Gram)	2.07
	Sosegon (Imported) (US\$/Ampoule)	0.55
	MDMA ( Tablet -K ) A (US\$/Tablet)	22.05
	MDMA ( Tablet -K ) B (US\$/Tablet)	4.82
	MDMA ( Tablet -K ) C (US\$/Tablet)	12.40
	MDMA ( Tablet -K ) D (US\$/Tablet)	2.48
Eastern	Methamphetamine (Imported) (US\$/Gram)	1.61
	Methamphetamine (Local) (US\$/Gram)	1.05
	Sosegon (Imported) (US\$/Ampoule)	-
	Sosegon (Local) (US\$/Ampoule)	-
	MDMA ( Tablet -K ) A (US\$/Tablet)	-
	MDMA ( Tablet -K ) B (US\$/Tablet)	-
	MDMA ( Tablet -K ) C (US\$/Tablet)	1.38
North-eastern	MDMA ( Tablet -K ) D (US\$/Tablet)	2.10
	Methamphetamine (Imported) (US\$/Gram)	1.19
	Methamphetamine (Local) (US\$/Gram)	1.10
	Sosegon (Imported) (US\$/Ampoule)	2.96
	Sosegon (Local) (US\$/Ampoule)	0.79
	MDMA ( Tablet -K ) A (US\$/Tablet)	12.30
	MDMA ( Tablet -K ) C (US\$/Tablet)	6.45
Northern	MDMA ( Tablet -K ) D (US\$/Tablet)	5.47
	Methamphetamine (Imported) (US\$/Gram)	2.47
	Sosegon (Imported) (US\$/Ampoule)	1.02
	Sosegon (Local) (US\$/Ampoule)	0.97
	MDMA ( Tablet -K ) A (US\$/Tablet)	14.28
	MDMA ( Tablet -K ) B (US\$/Tablet)	9.83
	MDMA ( Tablet -K ) C (US\$/Tablet)	6.76
Southern	MDMA ( Tablet -K ) D (US\$/Tablet)	2.33
	Methamphetamine (Imported) (US\$/Gram)	-
	Methamphetamine (Local) (US\$/Gram)	0.98
	Sosegon (Imported) (US\$/Ampoule)	-
	Sosegon (Local) (US\$/Ampoule)	-
	MDMA ( Tablet -K ) A (US\$/Tablet)	21.09
	MDMA ( Tablet -K ) B (US\$/Tablet)	-
Western	MDMA ( Tablet -K ) C (US\$/Tablet)	6.33
	Methamphetamine (Local) (US\$/Gram)	1.85
	Sosegon (Imported) (US\$/Ampoule)	5.33
	MDMA ( Tablet -K ) A (US\$/Tablet)	14.03
	MDMA ( Tablet -K ) B (US\$/Tablet)	9.12
	MDMA ( Tablet -K ) C (US\$/Tablet)	9.82
	MDMA ( Tablet -K ) D (US\$/Tablet)	5.42
	B2 ( Tablet ) A (US\$/Tablet)	-
	B2 ( Tablet ) B (US\$/Tablet)	6.31

Figure 4: Types of Synthetic Drugs in US Dollar- January 2024



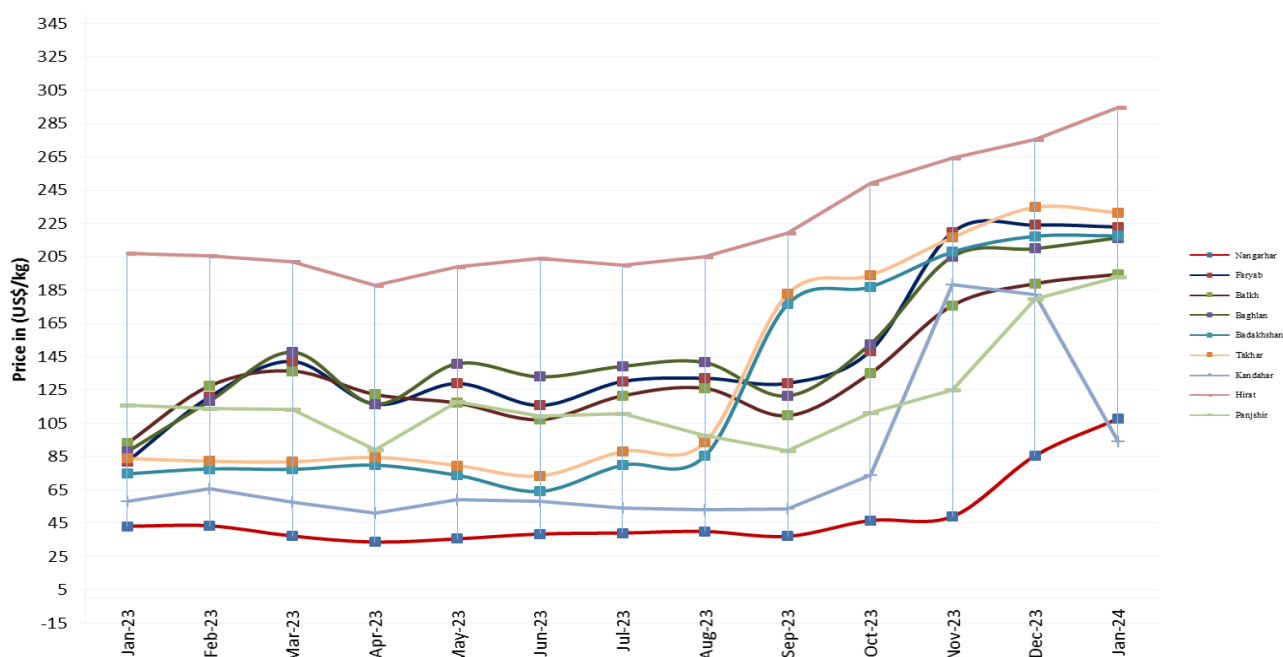
## 6. Cannabis Resin

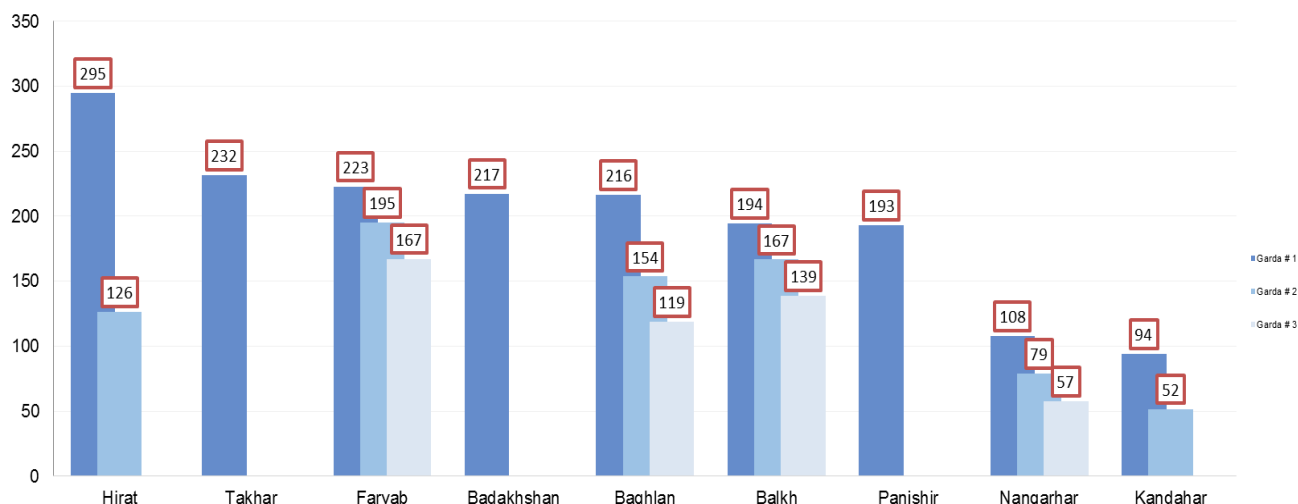
There are mainly three types of cannabis resin available in Afghanistan namely Garda # 1, # 2 and # 3 with quality as best, moderate and fair respectively. Garda # 1 (Shirak) in Badakhshan province was the most expensive cannabis resin because of its pure quality. Earlier Garda # 1 (Patnosi) of Balkh province was most expensive and popular because of its high quality however it lost its demand due to blending with lower quality hashish.

**Table 11: Prices of different types of cannabis resin in Afghanistan (US\$/kg), Jan 2023–Jan 2024**

Province	Types of cannabis resin	Types of resin	Jan-23	Feb-23	Mar-23	Apr-23	May-23	Jun-23	Jul-23	Aug-23	Sep-23	Oct-23	Nov-23	Dec-23	Jan-24	Change (Jan-Dec) %
Nangarhar	Garda # 1	Garda # 1	43	37	34	36	39	39	40	37	41	47	49	86	108	+26%
Nangarhar	Garda # 2	Garda # 2	35	31	28	32	33	34	36	33	36	39	42	64	79	+23%
Nangarhar	Garda # 3	Garda # 3	22	18	16	18	21	19	21	19	21	25	28	43	57	+34%
Faryab	Garda # 1 (Sherak)	Garda # 1	121	142	116	129	116	130	132	129	124	148	220	224	223	-1%
Faryab	Garda # 2 (Morchajosh)	Garda # 2	89	91	87	94	98	106	111	103	103	121	176	188	195	+4%
Faryab	Garda # 3 (khaka)	Garda # 3	63	68	58	64	60	71	77	73	64	81	147	159	167	+5%
Balkh	Garda # 1 (Patnosi)	Garda # 1	128	136	122	117	107	122	126	110	108	135	176	189	194	+3%
Balkh	Garda # 2 (Morchajosh)	Garda # 2	99	102	99	94	86	94	98	85	79	94	147	145	167	+15%
Balkh	Garda # 3 (khaka)	Garda # 3	57	68	51	59	50	59	61	49	41	54	117	116	139	+19%
Baghlan	Garda # 1 (Chaki)	Garda # 1	118	148	117	141	133	139	141	121	121	152	205	210	216	+3%
Baghlan	Garda # 2 (Morchajosh)	Garda # 2	97	114	93	117	110	114	118	97	98	120	147	152	154	+1%
Baghlan	Garda # 3 (khaka)	Garda # 3	64	80	58	82	74	85	87	73	68	90	117	116	119	+2%
Badakhshan	Garda # 1 (Shirak)	Garda # 1	78	77	80	74	64	80	85	176	189	187	208	217	217	0%
Takhar	Garda # 1 (Shirak)	Garda # 1	82	82	85	80	73	88	94	183	195	194	217	235	232	-1%
Kandahar	Garda # 1 (Sherak)	Garda # 1	66	57	51	59	58	54	53	54	71	74	189	182	94	-48%
Kandahar	Garda # 2	Garda # 2	39	34	25	28	28	27	27	30	46	48	149	143	52	-64%
Kandahar	Garda # 3	Garda # 3	22	20	16	-	-	-	-	-	-	-	-	-	-	-
Hirat	Garda # 1 (Sherak)	Garda # 1	205	202	188	199	204	200	205	219	247	249	264	275	295	+7%
Hirat	Garda # 2 (Morchajoshi)	Garda # 2	137	148	94	100	105	100	94	103	111	118	125	123	126	+3%
Panjshir	Garda # 1 (Jooshi)	Garda # 1	114	113	89	118	110	111	98	89	116	111	125	180	193	+7%
Panjshir	Garda # 2 (Morchajosh)	Garda # 2	-	-	-	-	-	-	-	-	-	-	-	-	-	-

**Figure 5: Average price of cannabis resin (Garda #1, best quality) in US\$/kg, Jan 2023–Jan 2024**



**Figure 6: Prices of different types of cannabis resin in Afghanistan (US\$/kg), January 2024****Table 12: Prices of 1 kilogram of different types of cannabis resin in local currency, Dec 2023–Jan 2024**

Province	Types of cannabis resin	Local currency	Prices of 1 kg of different types of cannabis resin in local currency		Change (Jan-Dec) %
			Dec-23	Jan-24	
Nangarhar	Garda # 1	Pakistani Rupee	24,000	30,000	+25%
	Garda # 2	Pakistani Rupee	18,000	22,000	+22%
	Garda # 3	Pakistani Rupee	12,000	16,000	+33%
Faryab	Garda # 1 (Sherak)	Afghani	15,500	16,000	+3%
	Garda # 2 (Morchajosh)	Afghani	13,000	14,000	+8%
	Garda # 3 (khaka)	Afghani	11,000	12,000	+9%
Balkh	Garda # 1 (Patnosi)	Afghani	13,000	14,000	+8%
	Garda # 2 (Morchajosh)	Afghani	10,000	12,000	+20%
	Garda # 3 (khaka)	Afghani	8,000	10,000	+25%
Baghlan	Garda # 1 (Chaki)	Afghani	14,500	15,500	+7%
	Garda # 2 (Morchajosh)	Afghani	10,500	11,000	+5%
	Garda # 3 (khaka)	Afghani	8,000	8,500	+6%
Badakhshan	Garda # 1 (Shirak)	Afghani	15,000	15,500	+3%
Takhar	Garda # 1 (Shirak)	Afghani	16,200	16,500	+2%
Kandahar	Garda # 1 (Sherak)	Pakistani Rupee	51,111	26,222	-49%
	Garda # 2	Pakistani Rupee	40,000	14,444	-64%
	Garda # 3	Pakistani Rupee	-	-	-
Hirat	Garda # 1	Pakistani Rupee	19,000	21,000	+11%
	Garda # 2	Pakistani Rupee	8,500	9,000	+6%
Panjshir	Garda # 1 (Jooshi)	Pakistani Rupee	12,300	14,000	+14%
	Garda # 2 (Morchajosh)	Afghani	-	-	-

## Seeds: Cannabis and Poppy

Prices of cannabis and poppy seeds collected from eighteen provinces of Afghanistan are tabulated below.

**Table 13: Prices of cannabis and poppy seeds in other than USD currency, Dec 2023–Jan 2024**

Province	Types of seed	Local currency	Prices of 1 kg of cannabis seed and poppy seed in local currency		Change (Jan-Dec) (%)
			Dec-23	Jan-24	
Badakhshan	Poppy seed	Afghani	90	95	+6%
	Cannabis seed	Afghani	85	88	+4%
Takhar	Poppy seed	Afghani	110	115	+5%
	Cannabis seed	Afghani	90	100	+11%
Balkh	Poppy seed	Afghani	90	100	+11%
	Cannabis seed	Afghani	70	80	+14%
Baghlan	Poppy seed	Afghani	86	90	+5%
	Cannabis seed	Afghani	72	75	+4%
Faryab	Poppy seed	Afghani	110	120	+9%
	Cannabis seed	Afghani	70	75	+7%
Hirat	Poppy seed	Afghani	170	180	+6%
	Cannabis seed	Afghani	140	150	+7%
Farah	Poppy seed	Afghani	150	170	+13%
	Cannabis seed	Afghani	70	80	+14%
Hilmand	Poppy seed	Afghani	98	99	+1%
	Cannabis seed	Afghani	52	51	-2%
Kandahar	Poppy seed	Afghani	104	102	-2%
	Cannabis seed	Afghani	60	57	-6%
Zabul	Poppy seed	Afghani	109	136	+25%
	Cannabis seed	Afghani	63	26	-58%
Uruzgan	Poppy seed	Afghani	96	96	-
	Cannabis seed	Afghani	57	62	-
Nangarhar	Poppy seed	Pakistani Ruppee	465	425	-9%
	Cannabis seed	Pakistani Ruppee	135	145	+7%
Kunar	Poppy seed	Pakistani Ruppee	-	-	-
	Cannabis seed	Pakistani Ruppee	-	-	-
Laghman	Poppy seed	Pakistani Ruppee	380	385	+1%
	Cannabis seed	Pakistani Ruppee	110	120	+9%
Kabul	Poppy seed	Afghani	200	180	-10%
Ghazni	Cannabis seed	Afghani	-	-	-
Kapisa	Poppy seed	Afghani	80	100	+25%

**Table 14: Prices of cannabis and poppy seeds in Afghanistan (US\$/kg), January 2023–January 2024**

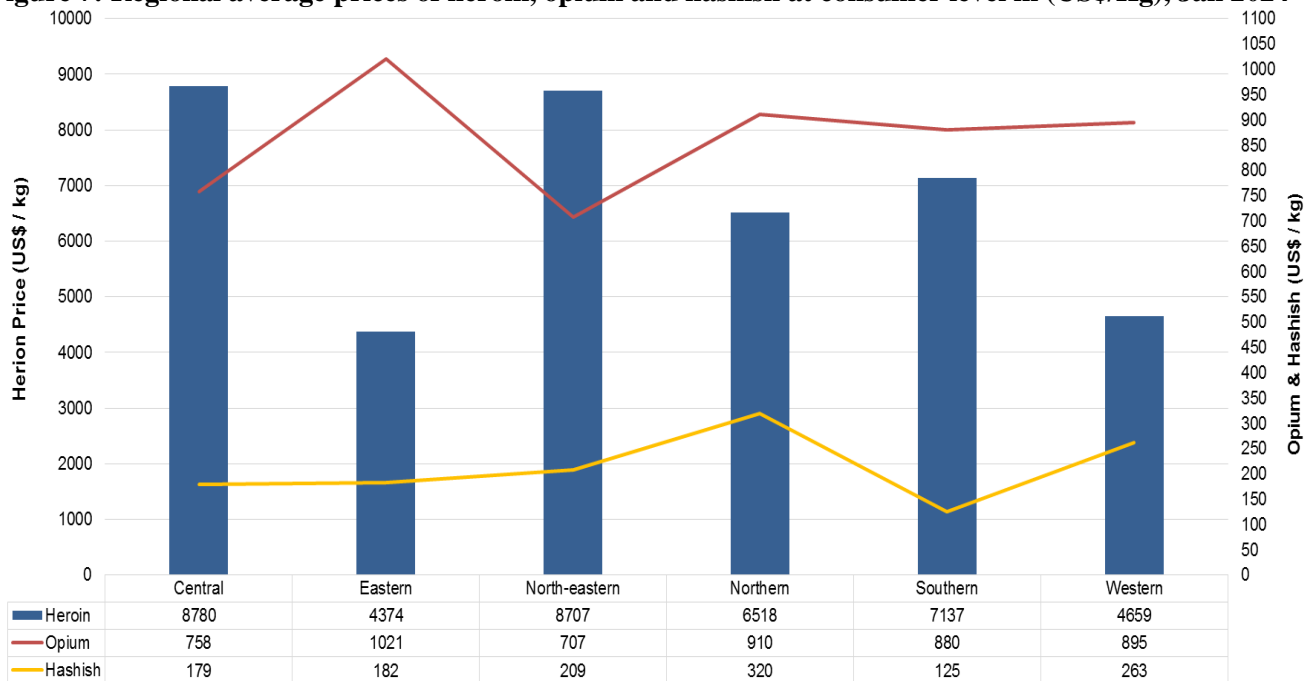
Types of seeds	Jan-23	Feb-23	Mar-23	Apr-23	May-23	Jun-23	Jul-23	Aug-23	Sep-23	Oct-23	Nov-23	Dec-23	Jan-24	Increase / Decrease (%)
Cannabis seed	0.827	0.849	1.000	1.765	0.909	0.832	0.882	0.923	0.929	0.924	0.933	1.105	1.016	-8%
Poppy seed	1.432	1.474	1.779	2.840	1.328	1.272	1.314	1.336	1.442	1.417	1.603	1.978	1.669	-16%



## 8. Prices of heroin, opium and hashish at consumer level

The consumer prices of heroin, opium and hashish collected from different regions of Afghanistan are as below. The quality of product varies widely in different regions.

**Figure 7: Regional average prices of heroin, opium and hashish at consumer level in (US\$/Kg), Jan 2024**



**Table 15: Average prices of heroin, opium and hashish at consumer level in Afghanistan (US\$/kg), Jan 23 – Jan 24**

Types of drug	Average prices in (US\$/kg)													Change (Jan-Dec) (%)
	Jan-23	Feb-23	Mar-23	Apr-23	May-23	Jun-23	Jul-23	Aug-23	Sep-23	Oct-23	Nov-23	Dec-23	Jan-24	
Heroin	2,902	2,915	2,835	2,822	3,286	3,520	3,611	3,782	4,413	4,463	5,605	7,997	7,150	-11%
Opium	344	366	348	369	355	355	383	413	456	496	592	1,502	850	-43%
Hashish	138	133	131	141	132	145	141	136	148	165	216	264	214	-19%

## 9. Price of Acetic Anhydride

**Table 16 Average Price of Acetic Anhydride in Afghanistan (US\$/Lit) January 2023–January 2024**

Variety of Acetic Anhydride	Jan-23	Feb-23	Mar-23	Apr-23	May-23	Jun-23	Jul-23	Aug-23	Sep-23	Oct-23	Nov-23	Dec-23	Jan-24	Increase / Decrease (%)
Acetic Anhydride - A* (Garmani)	202	194	198	147	127	139	140	159	160	178	191	182	243	+34%
Acetic Anhydride - B* (Japani)	-	-	-	-	-	-	-	-	-	-	-	-	-	-
Acetic Anhydride - C* (Indian)	59	58	55	57	58	59	59	58	66	72	91	143	122	-15%
Acetic Anhydride - D* (Pakistani)	46	46	47	54	53	54	56	55	57	61	88	136	104	-24%
Acetic Anhydride - E* (Chinees)	110	143	149	155	128	138	143	169	168	179	182	203	203	0%
Acetic Anhydride - F* (Irani)	89	89	72	67	78	80	77	81	85	92	108	116	131	+13%

## 10. Price of Ephedra

Ephedra is a low evergreen shrub with small scaly leaves. It has a long history of medicinal use in China and India to treat colds, fever, headaches, and coughing, wheezing, and other conditions.

### Where is Ephedra found?

A group of about 40 species found from southern Europe, North Africa to Asia as well as the mountains of North and South America, Ephedra are typically plants of dry and desert regions.

Ephedra is found naturally in different zones of Afghanistan and is used in the production of methamphetamine. From September 2023, the Deputy Ministry for Counter Narcotics had also included the price of Ephedra in the monthly drug price report.

**Table 17: Average price of Ephedra in Afghanistan (US\$/kg), December 2023–January 2024**

Average Price Of "Ephedra" For Each Zone (US\$/Kg)			
Region	Dec-23	Jan-24	Change (Jan-Dec) %
Northern	0.66	0.61	-8%
North-east	1.18	1.45	+23%
Western	1.56	1.26	-19%
Central	-	7.17	-
Southern	0.42	0.42	0%
Eastern	1.16	1.12	-3%
<b>Average Prices for Afghanistan</b>	<b>0.91</b>	<b>0.97</b>	<b>+6%</b>

## 11. Licit Crops

Prices of wheat, cotton, saffron, rice (imported) and rice (local) collected in seven provinces of Afghanistan are shown in below table.

**Table 18: Prices of wheat, cotton, saffron, imported and local rice in Afghanistan in local currency, January 2024**

Province	Types of crops	Price/Kg in Pakistani Rupee (PRs)	Price/Kg in Afghani (AFs)	Price/Kg in (US\$)
Nangarhar	Wheat	-	39	0.5
Nangarhar	Cotton	-	100	1.4
Nangarhar	Rice Imported	-	115	1.6
Nangarhar	Rice Local	-	60	0.8
Balkh	Wheat	-	22	0.3
Balkh	Cotton	-	120	1.7
Balkh	Rice Imported	-	115	1.6
Balkh	Rice Local	-	70	1.0
Badakhshan	Wheat	-	35	0.5
Badakhshan	Rice Imported	-	134	1.9
Badakhshan	Rice Local	-	67	0.9
Takhar	Wheat	-	27	0.4
Takhar	Rice Imported	-	125	1.8
Takhar	Rice Local	-	65	0.9
Helmand	Wheat	125	-	0.4
Helmand	Cotton	580	-	2.1
Helmand	Rice Imported	405	-	1.5
Kandahar	Wheat	130	-	0.5
Kandahar	Cotton	590	-	2.1
Kandahar	Rice Imported	400	-	1.4
Hirat	Wheat	-	25	0.4
Hirat	Cotton	-	170	2.4
Hirat	Saffron	-	70000	982
Hirat	Rice Imported	-	125	1.8
Hirat	Rice Local	-	90	1.3

**Table 19: Average prices of wheat, cotton, saffron, imported, and local rice in Afghanistan (US\$/kg), January 2023–January 2024**

Types of crops	Jan-23	Feb-23	Mar-23	Apr-23	May-23	Jun-23	Jul-23	Aug-23	Sep-23	Oct-23	Nov-23	Dec-23	Jan-24	Increase / Decrease (%)
Wheat (Local)	0.58	0.56	0.54	0.45	0.34	0.33	0.36	0.36	0.40	0.41	0.41	0.40	0.43	+6%
Cotton	2.40	2.18	2.20	1.87	2.12	2.14	1.97	1.97	2.07	2.13	2.07	1.90	1.93	+1%
Saffron	856	852	871	879	874	846	852	852	911	969	1100	1014	982	-3%
Rice (Imported)	1.33	1.30	1.23	1.26	1.37	1.37	1.42	1.42	1.51	1.50	1.56	1.51	1.64	+9%
Rice (Local)	0.72	0.70	0.67	0.66	0.82	0.80	0.81	0.81	0.84	0.82	0.88	0.95	0.98	+3%

## 12. Reasons for rising and falling narcotic drug prices during this month

### Causes of rising narcotic drug prices:

- ❖ Implementation of the decree of Amir al-Mominin on the prohibition of the cultivation, production, use, and smuggling of narcotic drugs.
- ❖ Approval and publication of Articles No. 13 and 32 of Mutahed Al-Mal regarding the determination of special penalties for types of drug activities.
- ❖ Eradication of poppy cultivation and drug processing factories.
- ❖ The determination of the authorities of the Islamic Emirate of Afghanistan to prevent the cultivation of poppy and hashish and to destroy its fields.
- ❖ Disrupting the order of drug stock markets and reducing drug stocks.
- ❖ Presence of local, regional, and international demand for drug use.
- ❖ Pursuing drug smugglers.

### Reasons for the rise and fall of each category of drugs

The average price of opium in Afghanistan has decreased compared to last month, and the reasons are as follows:

**First Part Poppy:** In the western zone, border closures on the occasion of the Nowruz holidays in Iran, a reduction of drug buyers due to the collection of drug addicts from the city, a reduction of opium purchases by internal drug dealers, and an increase in poppy cultivation in Ghor province.

According to field data, the price of opium has decreased in the southern zone due to the increase in poppy cultivation in Pakistan.

**Second Part Cannabis:** In other zones, the price of cannabis has increased due to the decrease in cultivation and production. However, due to the increase in the cultivation of hashish in Pakistan, the decrease in the price of hashish in the southern zone has reduced the general average price of Grade #1 and Grade #2 cannabis in the country.

However, the price of Grade #3 cannabis, which belongs to other zones, has increased due to the decrease in planting and production.

**Third Part Heroin:** Heroin is made from opium; a decrease in the price of opium leads to a fall in the price of heroin.

**Fourth Part Synthetic Drugs:** The reason for the increase in the prices of some synthetic drugs, such as Iranian tablet-k and imported methamphetamine, is the prevention of their entry into the country as a result of border control by the active forces and authorities of the Islamic Emirate of Afghanistan.

### 13. Methodology

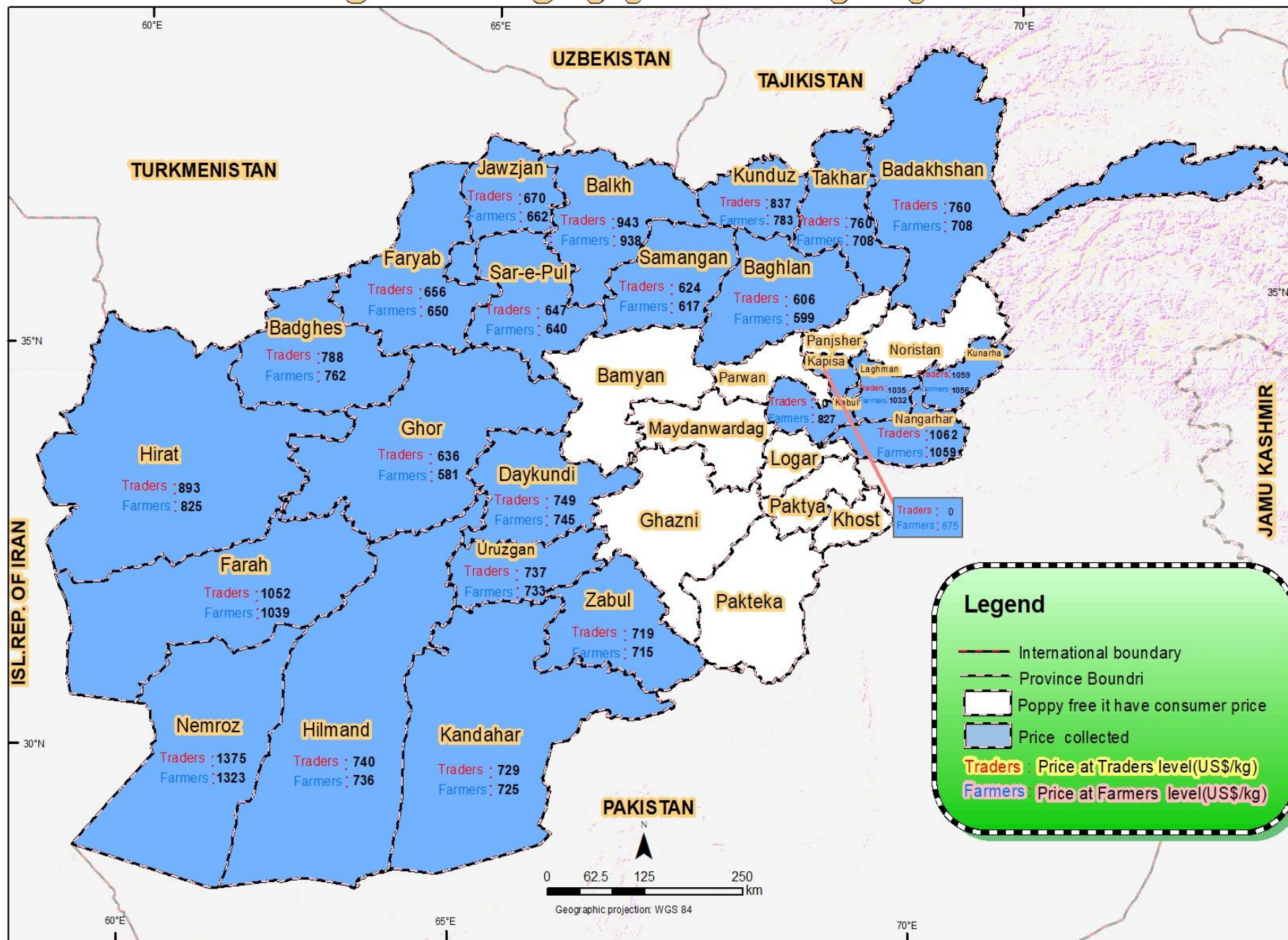
- ❖ Prices are collected in the last week of every month from around twenty farmers and equal numbers of traders by NSAD Survey coordinators generally from different farmers and traders each month. The price data collection is sourced from a few known farmers and traders as well.
- ❖ Opium prices are collected from 25 out of 34 provinces namely Kabul, Ghazni, Kapisa, Badakhshan, Baghlan, Badghis, Balkh, Farah, Faryab, Ghor, Hilmand, Hirat, Kandahar, Kunar, Kunduz, Laghman, Nangarhar, Nimroz, Uruzgan, Takhar, Sur-Pul, Samangan, Jawzjan and Zabul. The prices of dry and fresh opium are collected from farmers (at farm-gate level) and traders (at trader level).
- ❖ Different varieties of heroin, morphine collected from twelve provinces of Afghanistan namely Badakhshan, Takhar, Kunduz, Balkh, Faryab, Badghis, Hilmand, Kandahar, Nangarhar, Hirat, Nimroz and Farah, and cannabis resin prices are collected from eight provinces of Afghanistan namely Badakhshan, Balkh, Hirat, Nangarhar, Kandahar and Takhar. (Garda # 1(Patnosi)) in Balkh province is a new Garda of cannabis resin reported in January 2021 year.
- ❖ Prices of some licit crops such as, wheat, saffron, and cotton, imported and local rice is also collected from seven provinces of Afghanistan and included in this report.
- ❖ Prices of poppy seeds, cannabis seeds and acetic anhydride are included in the report as well.
- ❖ The prices are also presented in local currency for convenience of certain analysis; however, the national average prices are presented in USD. At the regional level, average prices are reflected in local currency with exception of the Western region since prices are reported in two different currencies.
- ❖ Prices are reported in different currencies in different regions. The prices in Eastern region (Kunar, Laghman and Nangarhar) and Southern region (Kandahar, Hilmand, Uruzgan and Zabul) are reported in Pakistani rupees. In Northern (Balkh, Baghlan, Farayb, Sur-Pul, Samangan and Jawzjan) and North-eastern (Badakhshan, Kunduz and Takhar) regions, the prices are reported in Afghani. However, prices are reported in two different currencies namely Afghani and Iranian Tuman in Western (Nimroz and Farah,) region. The prices are converted in US\$ using the exchange rate from (oanda.com) site considering the rates on the same date the observation is made.
- ❖ The synthetic drugs (Methamphetamine per gram, Sosegon per Ampoul, Tablet K per Tablet are reported from six regions (Kabul, Nangarhar, Laghman, Kunar, Faryab, Jawzjan, Sari-pul, Balkh, Samangan, Baghlan, Hilmand, Kandahar, Zabul, Badghis, Hirat, Ghor, Farah, Nimroz, Badakhshan, Takhar, and Kunduz) provinces of the country in US\$, Methamphetamine is sold in various names in Afghanistan. And Sheesha is the common name for Methamphetamine.

**Table 20: Number of observations of dry and fresh opium prices**

	Number of observations (n)		Number of provinces price collected
	Farm-gate price	Trader price	
<b>Dry Opium</b>	181	179	24
<b>Fresh Opium</b>	73	70	15



# Afghanistan: Average dry Opium Price (January, 2024)



Source: NSAD/DM-CN/MoIA

*NSAD*