



ISLAMIC EMARAT OF AFGHANISTAN
Ministry of Interior Affairs
Deputy Minister for Counter Narcotics
Civilian Vice Deputy Minister, Counter Narcotics
NARCOTICS SURVEY & ANALYSIS DIRECTORATE



Afghanistan Drug Price Monitoring Monthly Report



July 2023

Contents

1. Key Findings	1
1.1. Trends of Drug prices	1
2. Introduction	2
3. Opium.....	3
3.1. Dry opium.....	3
3.1.1. Farm-gate price	3
3.1.2. Trader price	4
3.2. Dry Opium (Chaynaki Quality)	5
3.2.1. Farm-gate price	5
3.2.2. Trader price	5
3.3. Fresh Opium.....	6
4. Heroin.....	7
5. Synthetic Drugs	8
6. Cannabis Resin	11
7. Seeds: Cannabis and Poppy.....	13
8. Prices of heroin, opium and hashish at consumer level	14
9. Price of Acetic Anhydride	14
10. Licit Crops.....	15
11. Methodology	16

Contents of table

Table 1: Summary of Drug Prices	1
Table 2: Regional average farm-gate price of dry opium US\$/Kg (June 2023 to July 2023).....	3
Table 3: Regional average price of dry opium from traders US\$/Kg (June 2023 to July 2023).....	4
Table 4: Average price of dry opium (Chaynaki quality) at farm-gate level (US\$/Kg).....	5
Table 5: Average price of dry opium (Chaynaki quality) at trader level (US\$/Kg).....	5
Table 6: Regional average price of dry opium at farm-gate and trader level in other than USD Currency	5
Table 7: Regional average price of fresh opium at farm-gate and trader level in other than USD currency.....	6
Table 8: Prices of different types of Heroin in Afghanistan (US\$/kg), July 2022 – July 2023.....	7
Table 9: Prices of 1 kilogram of different types of Heroin in other than USD currency	8
Table 10: Prices of all types of Synthetic Drugs in (US\$/UNIT).....	9
Table 11: Prices of different types of cannabis resin in Afghanistan, (US\$/kg), July 2022 – July 2023	11
Table 12: Prices of 1 kilogram of different types of cannabis resin in local currency, Jun 2023 to July 2023	12
Table 13: Prices of cannabis and poppy seeds in other than USD currency, Jun 2023 to July 2023	13
Table 14: Prices of cannabis and poppy seeds in Afghanistan, (US\$/kg), July 2022 – July 2023.....	13
Table 15: Average prices of heroin, opium and hashish at consumer level in Afghanistan, (US\$/kg), July 2022 – July 2023	14
Table 16: Average price of acetic anhydride in Afghanistan, (US\$/Lit), July 2022 – July 2023.....	14
Table 17: Prices of wheat, cotton, saffron, imported and local rice in Afghanistan in local currency, July 2023	15
Table 18: Average prices of wheat, cotton, saffron, imported and local rice in Afghanistan, (US\$/kg), July 2022 – July 2023.....	15
Table 19: Number of observations of dry and fresh opium prices	16

Contents of Figure

Figure 1: National average price of dry opium at farm-gate level from (June 2004 to July 2023).....	3
Figure 2: National average price of dry opium at trader level US\$/kg (July 2022 – July 2023).....	4
Figure 3: National average price of fresh opium at farm-gate and trader level, US\$/kg (July 2005 to July 2023).....	6
Figure 4: Types of Synthetic Drugs in US Dollar- July 2023.....	10
Figure 5: Average price of cannabis resin (Garda # 1, best quality) in US\$/kg, (July 2022 – July 2023)	11
Figure 6: Prices of different types of cannabis resin in Afghanistan, (US\$/kg) July 2023	12
Figure 7: Regional average prices of heroin, opium and hashish at consumer level in (US\$/Kg), July 2023	14

1. Key Findings

1.1. Trends of Drug prices

Table1: Summary of Drug Prices

	By Month			By Year		
	June_2023	July_2023	Change %	July_2022	July_2023	Change %
Dry opium Farm-gate price (US\$/Kg)	312	313	+0.5%	179	313	+75%
Dry opium Trader price (US\$/Kg)	320	319	-0.2%	187	319	+71%
Fresh Opium Farm-gate price (US\$/Kg)	205	214	+4%	154	214	+39%
Fresh Opium Trader price (US\$/Kg)	211	220	+4%	159	220	+39%
Heroin Batan_100 (US\$/Kg)	-	-	-	3027	-	-
Heroin White powder (Crystal) - 60% (US\$/Kg)	3552	3530	-1%	1988	3530	+78%
Heroin White powder (Crystal) - 40% (US\$/Kg)	2783	2844	+2%	1361	2844	+109%
Morphine (US\$/Kg)	3153	2710	-14%	-	2710	-
Cannabis resin (Garda # 1) Price in (US\$/Kg)	107	108	+1%	71	108	+52%
Cannabis resin (Garda # 2) Price in (US\$/Kg)	79	80	+1%	35	80	+130%
Cannabis resin (Garda # 3) Price in (US\$/Kg)	59	61	+5%	21	61	+193%
Methamphetamine (Imported) (US\$/Gram)	0.96	1.457	+52%	1.46	1.457	-0.2%
Methamphetamine (Local) (US\$/Gram)	1.52	1.13	-25%	1.01	1.13	+12%
Sosegon (Imported) (US\$/Ampoule)	1.10	1.166	+6%	0.86	1.166	+36%
Sosegon (Local) (US\$/Ampoule)	0.54	0.56	+4%	0.65	0.56	-13%
MDMA (Tablet -K) A (US\$/Tablet)	14.6	14.1	-4%	11.51	14.1	+23%
MDMA (Tablet -K) B (US\$/Tablet)	7.1	7.9	+12%	7.83	7.9	+1%
MDMA (Tablet -K) C (US\$/Tablet)	6.6	7.0	+6%	5.73	7.0	+22%
MDMA (Tablet -K) D (US\$/Tablet)	3.18	3.24	+2%	2.06	3.24	+57%

2. Introduction

The Afghanistan drug price-monitoring report is implemented by the Narcotics Survey & Analysis Directorate. The monitoring of drug prices is carried out in selected provinces of Afghanistan since 1994. Opium price collected from 24 provinces in July 2023. The results provide a detailed picture of the prices of opiates on a monthly basis. The price of the opiates contributes towards understanding the opiate economy in Afghanistan and published in the Afghanistan opium survey reports annually.

The price monitoring includes major licit crops, precursor-chemicals, illicit crops and Synthetic drugs which are included in the report since July 2023. On the last page, the methodology section explained the method, that we prepared this report.

N.S.A.D

3. Opium

3.1 Dry opium

3.1.1 Farm-gate price

The national average price for one kilogram of dry opium in Afghanistan at the farm-gate level was (US\$ 313/kg) at the end of July 2023 which is 0.5% Higher compared to the price reported in June 2023 (US\$312/kg). The average dry opium price at the farm-gate level in July 2023 is 75% higher than the price reported in July 2022 which was (US\$ 179/kg).

Figure 1: National average price of dry opium at farm-gate level from (June 2004 - July 2023)



Table 2: Regional average farm-gate price of dry opium US\$/Kg (June 2023 to July 2023)

Region	Price of Dry Opium (US\$/Kg)		Price change (%)
	Jun-23	Jul-23	
Eastern region (Kunar, Laghman and Nangarhar)	457	460	+1%
Southern region (Hilmand, Kandahar, Uruzgan, Zabul and diykundy)	262	286	+9%
Western region (Badghis, Farah, Ghor, Hirat and Nimroz)	322	312	-3%
North-eastern region (Badakhshan, Kunduz and Takhar)	213	215	+1%
Northern region (Baghlan, Balkh, Faryab, Sur-Pul, Jawzjan and Samangan)	259	264	+2%
Central region (Kabul, Ghazni and Kapisa)	446	402	-10%
Average	312	313	+0.5%

3.1.2 Trader Price

The national average dry opium price collected from traders was **(US\$ 319/kg)** at the end of July 2023 showing 0.2% decrease compared to the price reported last month June 2023 **(US\$ 320/kg)**.

The average dry opium price at trader level in July 2023 is 71% higher than the price reported last year July 2022 which was **(US\$ 187/kg)**.

Dry opium price collected from traders has increased by 8% in the Southern region, 2% in the Northern region, 1% in the Eastern region, 1% in the North-eastern region, and a 7% decrease in the Western region.

Figure 2: National average price of dry opium at trader level US\$/kg (July 2022 to July 2023)


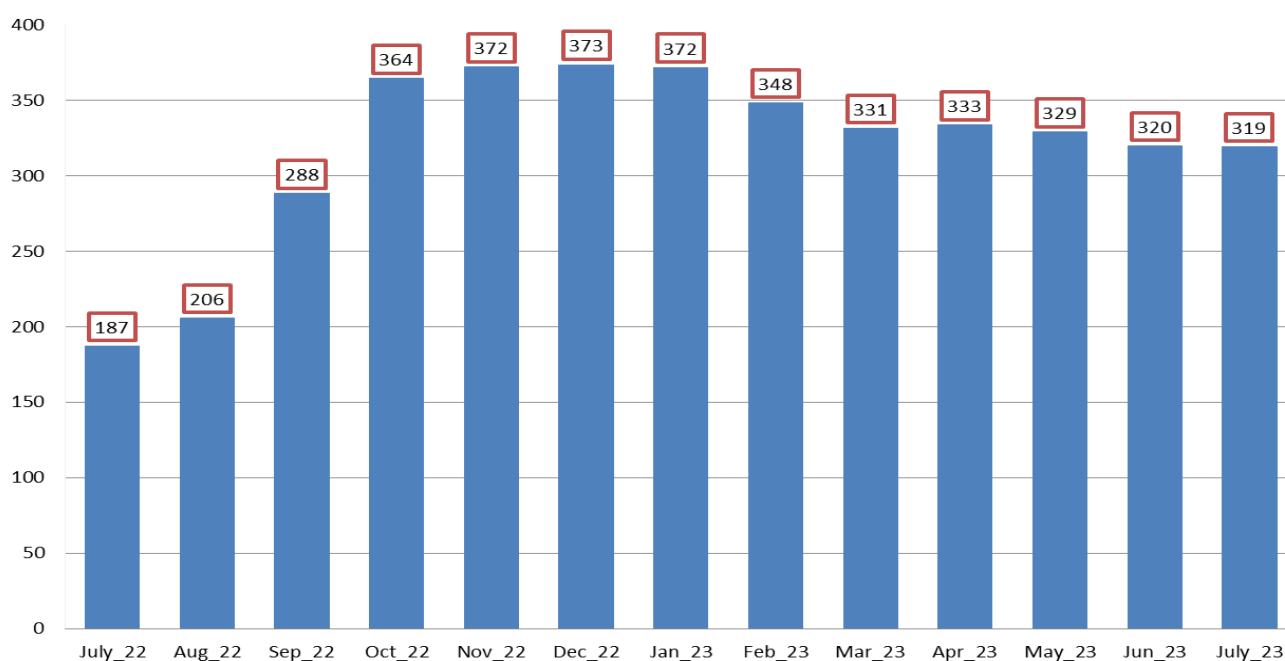


Table 3: Regional average price of dry opium from traders US\$/Kg (July 2023 to July 2023)

Region	Price of Dry Opium (US\$/Kg)		Price change (%)
	Jun-23	Jul-23	
Eastern region (Kunar, Laghman and Nangarhar)	458	462	+1%
Southern region (Hilmand, Kandahar, Uruzgan, Zabul and diykundy)	204	221	+8%
Western region (Badghis, Farah, Ghor, Hirat and Nimroz)	371	344	-7%
North-eastern region (Badakhshan, Kunduz and Takhar)	222	223	+1%
Northern region (Baghlan, Balkh, Faryab, Sur-Pul, Jawzjan and Samangan)	264	269	+2%
Central region (Kabul, Ghazni and Kapisa)	-	-	-
Average	320	319	-0.2%

3.2. Dry Opium (Chaynaki Quality)

3.2.1. Farm-gate price

The price of opium (dry) was not found to be varying with quality in different regions. In Balkh and Hilmand provinces, another quality of dry opium by the name of *Chaynaki* is available at the farm-gate and trader level. The *Chaynaki* quality of dry opium is more air-dried than other varieties. The average price of one kilogram of *Chaynaki* dry opium at the farm-gate level in Balkh province is (US\$ 361/kg) in July 2023 showing an increase of 1% compared to the price reported in June 2023 (US\$ 357/kg). The average price of one kilogram of Chaynaki dry opium at the farm-gate level in Hilmand province is (US\$ 372/kg) in July 2023 showing an increase of 6% compared to the price reported in June 2023 (US\$ 349/kg).

Table 4: Average price of dry opium (Chaynaki quality) at farm-gate level (US\$/Kg)

Dry Opium (Chaynaki quality)	Balkh		Price change (July- Jun) %	Hilmand		Price change (July-Jun) %
	Jun-23	Jul-23		Jun-23	Jul-23	
<i>Farm-gate price</i> (US\$/Kg)	357	361	+1%	349	372	+6%

3.2.2. Trader price

In Balkh province, the average price of one kilogram of *Chaynaki* dry opium at trader level is (US\$ 367/kg) in July 2023 showing an increase of 1% compared to the price reported in June 2023 (US\$ 363/kg). In Hilmand province, the average price of one kilogram of *Chaynaki* dry opium at trader level is (US\$ 375/kg) in July 2023 showing an increase of 7% compared to the price reported in June 2023 (US\$ 352/kg).

Table 5: Average price of dry opium (Chaynaki quality) at trader level (US\$/Kg)

Dry Opium (Chaynaki quality)	Balkh		Price change (July- Jun) %	Hilmand		Price change (July-Jun) %
	Jun-23	Jul-23		Jun-23	Jul-23	
<i>Trader price</i> (US\$/Kg)	363	367	+1%	352	375	+7%

Table 6: Regional average price of dry opium at farm-gate and trader level in other than USD Currency

Region	Local currency	Price of 1 kg of Dry Opium in local currency				change at farm-gate level (July-Jun) (%)	Change at trader level (July-Jun) (%)
		Jun-23		Jul-23			
		Farm-gate	Trader	Farm-gate	Trader		
Eastern region (Kunar, Laghman and and Nangarhar)	Pakistani Rupee	130667	130967	131933	132383	+1%	+1%
Southern region (Hilmand, Kandahar, Uruzgan and Zabul and diykundi)	Pakistani Rupee	74842	74418	81732	79787	+9%	+7%
Western region (Badghis and Ghor) *	Afghani	23109	29139	24044	27722	+4%	-5%
Western region (Farah, Hirat and Nimroz) *	Iranian Tuman	16899730	17116164	15112261	15521540	-11%	-9%
North-eastern region (Badakhshan, Kunduz and Takhar)	Afghani	18155	18876	18343	19053	+1%	+1%
Northern region (Baghlan, Balkh, Faryab, Suri-Pul, Jawzjan and Samangan)	Afghani	21394	21827	22391	22826	+5%	+5%
Central region (Kabul, Ghazni and Kapisa)	Afghani	37600	-	34300	-	-	-

* Western region is divided into two groups because of prices available in two currencies.

3.3 Fresh Opium

At the end of July 2023, the national average price of fresh opium increased by 4% from (US\$ 205/kg) in June 2023 to (US\$ 214/kg) in July 2023 at the farm-gate level. (Similarly, the national average price of fresh opium at trader level increased by 4% from (US\$ 211/kg) in June 2023 to (US\$ 220/kg) in July 2023.

Figure 3: National average price of fresh opium at farm-gate and trader level, US\$/kg (July 2005 to July 2023)

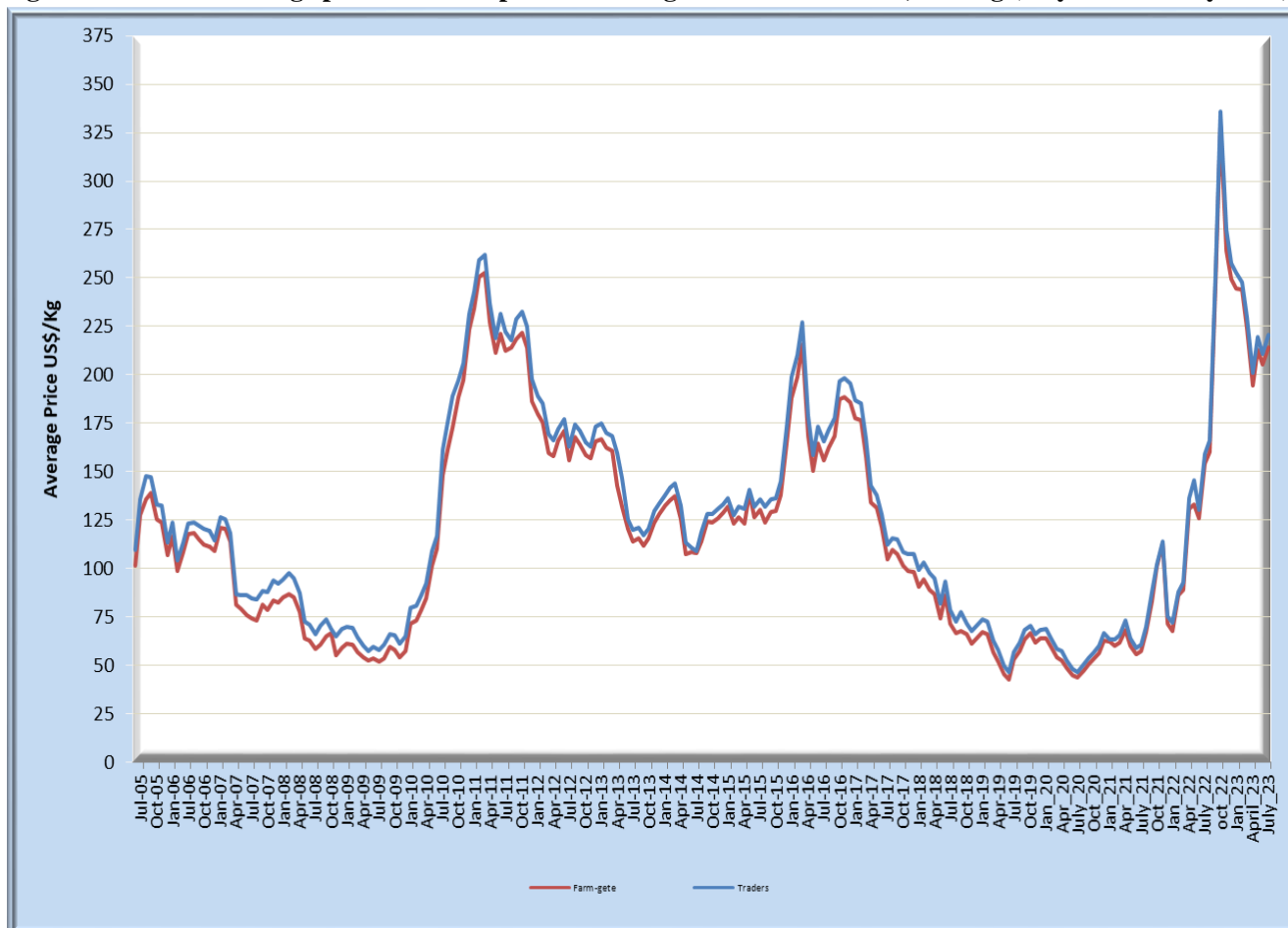


Table 7: Regional average price of fresh opium at farm-gate and trader level in other than USD currency

Region	Local currency	Price of 1 kg of Fresh Opium in local currency				change at farm-gate level (July-Jun) (%)	Change at trader level (July-Jun) (%)
		Jun-23		Jul-23			
		Farm-gate	Trader	Farm-gate	Trader		
Eastern region (Kunar, Laghman and Nangarhar)	Pakistani Rupee	-	-	-	-	-	
Southern region (Hilmand, Kandahar, Uruzgan and Zabul and diykundi)	Pakistani Rupee	66293	68070	71755	73240	+8%	+8%
Western region (Badghis and Ghor) *	Afghani	18816	21099	18663	21111	-1%	+0.1%
Western region (Farah, Hirat and Nimroz) *	Iranian Tuman	10423327	10608230	9824552	10076941	-6%	-5%
North-eastern region (Badakhshan, Kunduz and Takhar)	Afghani	13658	14625	13830	14800	+1%	+1%
Northern region (Baghlan, Balkh, Faryab, Suri-Pul, Jawzjan and Samangan)	Afghani	17608	18076	17128	17522	-3%	-3%
Central region (Kabul, Ghazni and Kapisa)	Afghani	35000	-	33000	-	-	-

* Western region is divided into two groups because of prices available in two currencies.

4. Heroin

There are several types of heroin¹ available in Afghanistan with different qualities. The prices of white powder (Batan) in Nangarhar province, white powder (Batan) high and low quality in Kandahar, Helmand, Balkh and Faryab Provinces, Batan 100% and white powder (Crystal)-60% in Badakhshan, Takhar and Kunduz provinces and white powder (Crystal)-60%, white powder (Crystal)-40%, Morphine and bist powder in Hirat, Farah, Nimroz and Badghis provinces are the most expensive heroin reported in Afghanistan. The cheapest heroin (US\$ 43/kg) is called as Khata - 2 reported in Nangarhar province.

Table 8: Prices of different types of Heroin in Afghanistan (US\$/kg), July 2022 –July 2023

Provinces	Types of heroin	Jul-22	Aug-22	Sep-22	Oct-22	Nov-22	Dec-22	Jan-23	Feb-23	Mar-23	Apr-23	May-23	Jun-23	Jul-23	Change (July-Jun) %
Badakhshan	Batan (100)	2,915	3,089	3,109	3,109	-	-	-	-	-	-	-	-	-	-
	White powder (Crystal) - 60%	1,776	1,863	1,943	3,977	3,983	4,024	4,018	3,890	4,015	3,983	3,890	4,043	4,079	+0.9%
Takhar	Batan (100)	3,139	3,330	3,400	3,400	-	-	-	-	-	-	-	-	-	-
	White powder (Crystal) - 60%	1,825	2,114	2,137	4,323	4,307	4,312	4,315	4,095	4,226	4,158	4,299	4,245	4,278	+0.8%
	White powder (Crystal) - 40%	1,381	1,568	1,457	3,041	3,037	3,047	3,059	2,559	2,641	2,577	2,149	2,021	2,089	+3.4%
Kunduz	White powder (Crystal) - 60%	1,924	2,265	2,332	4,632	4,584	4,599	4,589	4,095	4,226	4,100	4,504	4,346	4,378	+0.7%
Nangarhar	Off- white powder (Batan)	1,230	1,302	1,189	1,313	1,304	1,308	1,284	739	1,043	1,073	1,132	1,139	1,147	+0.7%
	Bist powder	624	656	601	668	665	667	663	582	539	568	566	569	575	+1.0%
	Chara # 1	79	81	75	86	85	87	87	69	64	71	73	75	77	+2.1%
	Chara # 2	48	51	48	57	58	60	59	48	46	57	59	62	63	+1.5%
	Khata # 1	44	48	46	55	56	57.8	56.4	46	44	52	52	54	55	+1.1%
	Khata # 2	35	37	35	41	40	40	39	35	33	37	40	41	43	+3.2%
Faryab	Off- white powder (Batan) - high quality	2,924	3,009	3,682	3,937	3,815	3,751	3,766	3,821	3,680	3,756	3,678	3,844	2,664	-30.7%
	Off- white powder (Batan) - low quality	1,912	1,968	2,762	3,055	2,984	2,931	2,933	2,957	2,853	2,934	2,857	2,957	2,959	+0.1%
Balkh	Off- white powder (Batan) - high quality	2,699	2,808	3,337	3,642	3,621	3,605	3,416	3,523	3,437	3,515	3,437	3,643	3,650	+0.2%
	Off- white powder (Batan) - low quality	1,687	1,765	2,301	2,585	2,585	2,558	2,391	2,443	2,330	2,519	2,447	2,543	2,543	+0.01%
	Bist powder - 20%	731	779	1,151	1,316	1,298	1,209	1,139	1,159	1,107	1,172	1,142	1,230	1,236	+0.5%
Helmand	Off- white powder (Batan) - high quality	1,475	1,678	2,804	5,341	3,129	3,021	3,718	3,256	2,835	2,794	2,796	2,792	2,798	+0.2%
	Off- white powder (Batan) - low quality	1,390	1,542	2,678	5,024	2,995	2,888	3,499	3,065	2,658	2,617	2,656	2,653	2,728	+2.9%
	White powder (Crystal) - 60%	1,475	2,450	3,599	5,431	6,034	5,176	5,095	4,463	3,898	4,208	4,368	4,293	4,547	+5.9%
	White powder (Crystal) - 40%	1,412	1,860	3,474	5,069	5,721	5,420	4,942	4,329	3,757	4,067	4,123	4,119	4,268	+3.6%
	Morphine	-	-	-	-	-	-	-	-	-	-	-	-	-	-
Kandahar	Off- white powder (Batan) - high quality	1,601	1,678	2,804	5,341	3,129	2,910	2,930	3,294	2,840	2,794	2,761	2,758	2,763	+0.2%
	Off- white powder (Batan) - low quality	1,369	1,542	2,678	5,024	2,995	2,821	1,968	3,065	2,663	2,652	2,621	2,618	2,624	+0.2%
	White powder (Crystal) - 60%	1,475	2,722	3,599	5,431	6,034	5,109	5,030	4,405	3,906	3,890	4,228	4,258	4,477	+5.1%
	White powder (Crystal) - 40%	1,412	2,450	3,474	5,114	5,721	5,376	4,855	4,252	3,693	3,678	3,914	4,049	4,198	+3.7%
	Morphine	-	-	-	-	-	-	-	-	-	-	-	-	-	-
Badghis	White powder (Crystal) - 40%	1,683	1,716	1,715	1,788	1,769	1,838	1,735	1,726	1,937	1,991	1,841	2,010	2,060	+2.5%
Hirat	White powder (Crystal) - 60%	2,132	2,174	2,287	2,941	2,283	2,413	2,454	2,616	3,111	3,280	3,087	3,055	2,985	-2.3%
	White powder (Crystal) - 40%	-	-	-	1,499	1,484	1,608	1,541	1,536	1,702	1,757	1,864	2,468	2,341	-5.1%
	Bist powder	-	-	-	-	-	-	-	-	-	-	-	3,290	3,277	-0.4%
	Morphine	-	-	-	-	-	-	-	-	-	-	2,738	3,114	3,043	-2.3%
Farah	White powder (Crystal) - 60%	2,197	2,240	3,172	2,883	2,283	2,298	2,569	2,389	3,005	3,010	3,029	2,938	2,985	+1.6%
	White powder (Crystal) - 40%	-	-	-	-	-	-	-	-	3,287	3,303	3,495	3,173	3,195	+0.7%
	Morphine	-	-	-	-	-	-	-	-	2,630	2,636	2,679	2,350	2,376	+1.1%
Nimroz	White powder (Crystal) - 60%	2,356	2,745	2,744	2,860	2,911	3,240	3,368	3,185	3,287	3,280	2,932	2,409	2,751	+14.2%
	White powder (Crystal) - 40%	-	-	-	-	-	-	-	-	2,583	2,577	2,563	1,998	2,282	+14.2%
	Bist powder	-	-	-	-	-	-	-	-	-	-	4,077	3,643	3,804	+4.4%
	Morphine	-	-	-	-	-	-	-	-	2,524	2,518	4,427	3,996	-	-

¹ Heroin is an opioid drug made from morphine, a natural substance taken from the seed pod of the various opium poppy plants grown in Southeast and Southwest Asia, Mexico, and Colombia. Heroin can be a white or brown powder, or a black sticky substance known as black tar heroin. Other common names for heroin include *big H*, *horse*, *hell dust*, and *smack*.

Table 9: Prices of 1 kilogram of different types of Heroin in other than USD currency

Province	Types of heroin	Local currency	Prices of 1 kg of different types of heroin in local currency		Change (July-Jun) %
			Jun-23	Jul-23	
Badakhshan	Batan (100)	Afghani	-	-	-
	White powder (Crystal) - 60%	Afghani	344,000	348,500	+1%
Takhar	Batan (100)	Afghani	-	-	-
	White powder (Crystal) - 60%	Afghani	361,200	365,500	+1%
	White powder (Crystal) - 40%	Afghani	172,000	178,500	+4%
Kunduz	White powder (Crystal) - 60%	Afghani	369,800	374,000	+1%
Nangarhar	Off- white powder (Batan)	Pakistani Rupee	326,000	329,000	+1%
	Bist powder	Pakistani Rupee	163,000	165,000	+1%
	Chara # 1	Pakistani Rupee	21,500	22,000	+2%
	Chara # 2	Pakistani Rupee	17,700	18,000	+2%
	Khata # 1	Pakistani Rupee	15,500	15,700	+1%
	Khata # 2	Pakistani Rupee	11,800	12,200	+3%
Faryab	Off- white powder (Batan) - high quality	Afghani	325,000	226,000	-30%
	Off- white powder (Batan) - low quality	Afghani	250,000	251,000	+0.4%
Balkh	Off- white powder (Batan) - high quality	Afghani	308,000	310,000	+1%
	Off- white powder (Batan) - low quality	Afghani	215,000	216,000	+0.5%
	Bist powder - 20%	Afghani	104,000	105,000	+1%
Helmand	Off- white powder (Batan) - high quality	Pakistani Rupee	800,000	800,000	0%
	Off- white powder (Batan) - low quality	Pakistani Rupee	760,000	780,000	+3%
	White powder (Crystal) - 60%	Pakistani Rupee	1,230,000	1,300,000	+6%
	White powder (Crystal) - 40%	Pakistani Rupee	1,180,000	1,220,000	+3%
	Morphine	Pakistani Rupee	-	-	-
Kandahar	Off- white powder (Batan) - high quality	Pakistani Rupee	790,000	790,000	0%
	Off- white powder (Batan) - low quality	Pakistani Rupee	750,000	750,000	0%
	White powder (Crystal) - 60%	Pakistani Rupee	1,220,000	1,280,000	+5%
	White powder (Crystal) - 40%	Pakistani Rupee	1,160,000	1,200,000	+3%
	Morphine	Pakistani Rupee	-	-	-
Badghis	White powder (Crystal) - 40%	Afghani	171,000	176,000	+3%
Hirat	White powder (Crystal) - 60%	Afghani	260,000	255,000	-2%
	White powder (Crystal) - 40%	Afghani	210,000	200,000	-5%
	Bist powder	Afghani	280,000	280,000	0%
	Morphine	Afghani	265,000	260,000	-2%
	Farah	White powder (Crystal) - 60%	Afghani	250,000	255,000
White powder (Crystal) - 40%		Afghani	270,000	273,000	+1%
Morphine		Afghani	200000	203000	+2%
Nimruz	White powder (Crystal) - 60%	Afghani	205000	235000	+15%
	White powder (Crystal) - 40%	Afghani	170000	195000	+15%
	Bist powder	Afghani	310000	325000	+5%
	Morphine	Afghani	340000	-	-

5. Synthetic Drugs

Synthetic drugs are a dangerous chemical and it has intensive effects on health, and after a long time it makes consumer addicted, and can be potentially life threatening. Primary users, of these synthetic drugs are youths in Afghanistan; because products are cheap and easily accessible to teenagers everywhere, at stores, smoke shops and party ceremonies.

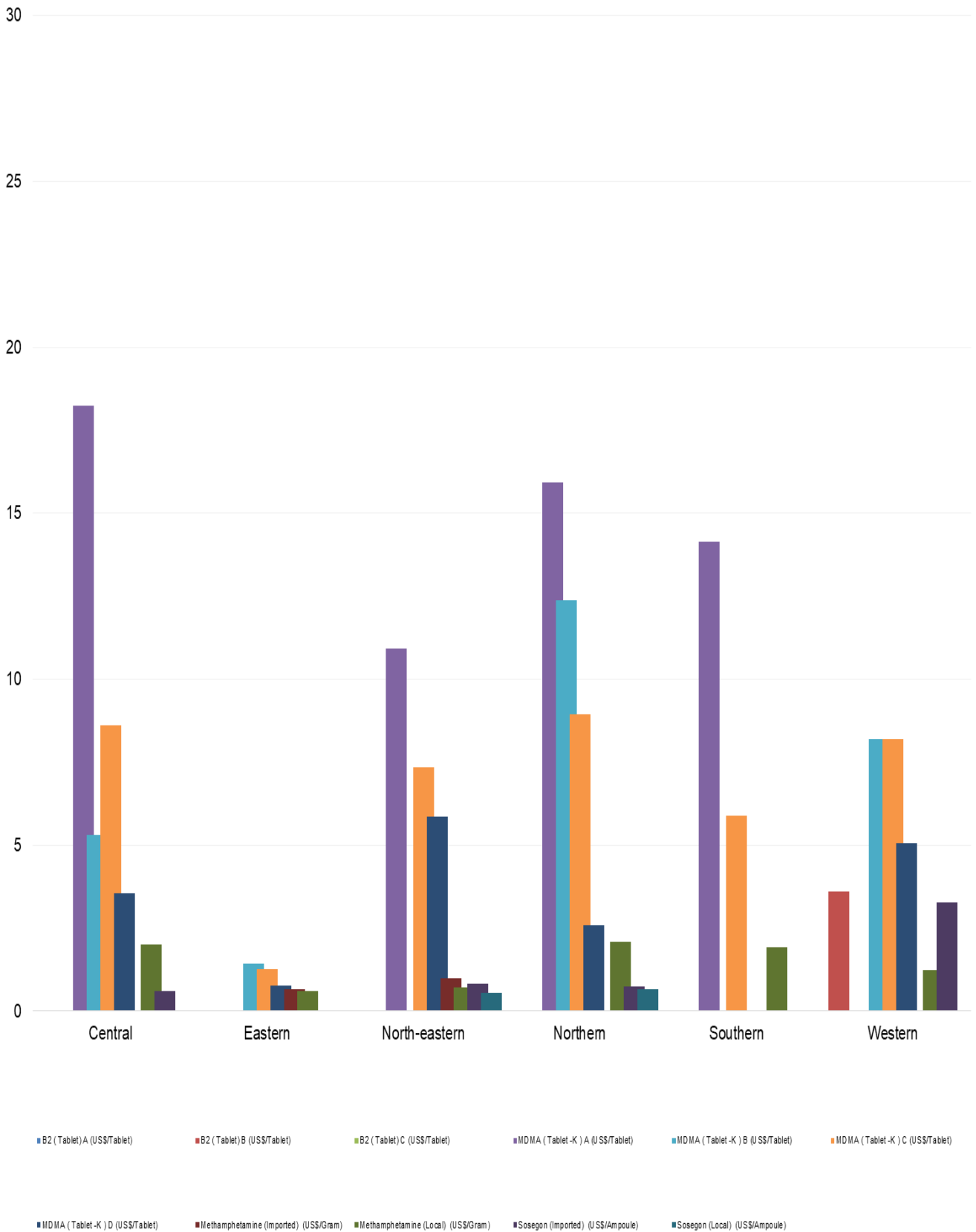
Synthetic drugs, could be addictive and creates a serious threat on the health of every one in daily life. Methamphetamine², Tablet K and Sosegon are available in Afghanistan, which Methamphetamine is sold in various names in Afghanistan. And Sheesha is the common name for Methamphetamine, for details of its cheap price and accessible for youth

² Methamphetamine is a powerful, highly addictive stimulant that affects the central nervous system. Also known as meth, blue, ice, and crystal, among many other terms, it takes the form of a white, odorless, bitter-tasting crystalline powder that easily dissolves in water or alcohol.

Table 10: Prices of all types of Synthetic Drugs in (US\$/UNIT)

Region	Types of Synthetic Drugs	July_23
Central	Methamphetamine (Local) (US\$/Gram)	2.0
	Sosegon (Imported) (US\$/Ampoule)	0.6
	MDMA (Tablet -K) A (US\$/Tablet)	18.3
	MDMA (Tablet -K) B (US\$/Tablet)	5.3
	MDMA (Tablet -K) C (US\$/Tablet)	8.6
	MDMA (Tablet -K) D (US\$/Tablet)	3.5
Eastern	Methamphetamine (Imported) (US\$/Gram)	0.7
	Methamphetamine (Local) (US\$/Gram)	0.6
	Sosegon (Imported) (US\$/Ampoule)	-
	Sosegon (Local) (US\$/Ampoule)	-
	MDMA (Tablet -K) A (US\$/Tablet)	-
	MDMA (Tablet -K) B (US\$/Tablet)	1.4
	MDMA (Tablet -K) C (US\$/Tablet)	1.3
MDMA (Tablet -K) D (US\$/Tablet)	0.8	
North-eastern	Methamphetamine (Imported) (US\$/Gram)	1.0
	Methamphetamine (Local) (US\$/Gram)	0.7
	Sosegon (Imported) (US\$/Ampoule)	0.8
	Sosegon (Local) (US\$/Ampoule)	0.5
	MDMA (Tablet -K) A (US\$/Tablet)	10.9
	MDMA (Tablet -K) C (US\$/Tablet)	7.3
	MDMA (Tablet -K) D (US\$/Tablet)	5.9
Northern	Methamphetamine (Local) (US\$/Gram)	2.1
	Sosegon (Imported) (US\$/Ampoule)	0.7
	Sosegon (Local) (US\$/Ampoule)	0.6
	MDMA (Tablet -K) A (US\$/Tablet)	15.9
	MDMA (Tablet -K) B (US\$/Tablet)	12.4
	MDMA (Tablet -K) C (US\$/Tablet)	8.9
	MDMA (Tablet -K) D (US\$/Tablet)	2.6
Southern	Methamphetamine (Imported) (US\$/Gram)	-
	Methamphetamine (Local) (US\$/Gram)	1.9
	Sosegon (Imported) (US\$/Ampoule)	-
	Sosegon (Local) (US\$/Ampoule)	-
	MDMA (Tablet -K) A (US\$/Tablet)	14.1
	MDMA (Tablet -K) C (US\$/Tablet)	5.9
Western	Methamphetamine (Local) (US\$/Gram)	1.2
	Sosegon (Imported) (US\$/Ampoule)	3.3
	MDMA (Tablet -K) A (US\$/Tablet)	-
	MDMA (Tablet -K) B (US\$/Tablet)	8.2
	MDMA (Tablet -K) C (US\$/Tablet)	8.2
	MDMA (Tablet -K) D (US\$/Tablet)	5.0
	B2 (Tablet) A (US\$/Tablet)	-
	B2 (Tablet) B (US\$/Tablet)	3.6

Figure 4: Types of Synthetic Drugs in US Dollar- July 2023



6. Cannabis Resin

There are mainly three types of cannabis resin available in Afghanistan namely Garda # 1, # 2 and # 3 with quality as best, moderate and fair respectively. Garda # 1 (Shirak) in Badakhshan province was the most expensive cannabis resin because of its pure quality. Earlier Garda # 1 (Patnosi) of Balkh province was most expensive and popular because of its high quality however it lost its demand due to blending with lower quality hashish.

Table 11: Prices of different types of cannabis resin in Afghanistan, (US\$/kg), July 2022 – July 2023

Province	Types of cannabis resin	Types of resin	Jul-22	Aug-22	Sep-22	Oct-22	Nov-22	Dec-22	Jan-23	Feb-23	Mar-23	Apr-23	May-23	Jun-23	Jul-23	Change (July-Jun) %
Nangarhar	Garda # 1	Garda # 1	44	44	39	41	43	43	43	37	34	36	39	39.13	40	+2%
Nangarhar	Garda # 2	Garda # 2	31	34	30	32	33	33	35	31	28	32	33	34	36	+5%
Nangarhar	Garda # 3	Garda # 3	21	21	19	20	20	20	22	18	16	18	21	19	21	+9%
Faryab	Garda # 1 (Sherak)	Garda # 1	74	74	98	82	85	82	121	142	116	129	116	130	132	+1%
Faryab	Garda # 2 (Morhajoshi)	Garda # 2	61	59	76	71	72	70	89	91	87	94	98	106	111	+4%
Faryab	Garda # 3 (khaka)	Garda # 3	35	34	53	43	50	47	63	68	58	64	60	71	77	+8%
Balkh	Garda # 1 (Patnosi)	Garda # 1	45	37	69	65	80	93	128	136	122	117	107	122	126	+4%
Balkh	Garda # 2 (Morhajoshi)	Garda # 2	28	23	60	53	64	70	99	102	99	94	86	94	98	+4%
Balkh	Garda # 3 (khaka)	Garda # 3	11	9	23	29	34	37	57	68	51	59	50	59	61	+4%
Baghlan	Garda # 1 (Chaki)	Garda # 1	53	53	71	70	90	88	118	148	117	141	133	139	141	+2%
Baghlan	Garda # 2 (Morhajoshi)	Garda # 2	43	40	57	54	61	59	97	114	93	117	110	114	118	+3%
Baghlan	Garda # 3 (khaka)	Garda # 3	29	29	34	35	44	40	64	80	58	82	74	85	87	+3%
Badakhshan	Garda # 1 (Shirak)	Garda # 1	67	78	78	77	79	75	78	77	80	74	64	80	85	+7%
Takhar	Garda # 1 (Shirak)	Garda # 1	73	84	84	88	91	84	82	82	85	80	73	88	94	+6%
Kandahar	Garda # 1 (Sherak)	Garda # 1	33	38	55	56	62	58	66	57	51	59	58	54	53	-3%
Kandahar	Garda # 2	Garda # 2	14	18	35	36	40	38	39	34	25	28	28	27	27	0%
Kandahar	Garda # 3	Garda # 3	7	8	25	26	25	23	22	20	16	-	-	-	-	-
Hirat	Garda # 1 (Sherak)	Garda # 1	135	200	200	155	200	207	205	202	188	199	204	200	205	+3%
Hirat	Garda # 2 (Morhajoshi)	Garda # 2	-	189	189	97	96	138	137	148	94	100	105	100	94	-6%
Panjshir	Garda # 1 (Jooshi)	Garda # 1	113	120	114	117	116	116	114	113	89	118	110	111	98	-12%
Panjshir	Garda # 2 (Morhajoshi)	Garda # 2	-	-	-	-	-	-	-	-	-	-	-	-	-	-

Figure 5: Average price of cannabis resin (Garda # 1, best quality) in US\$/kg, July 2022 – July 2023

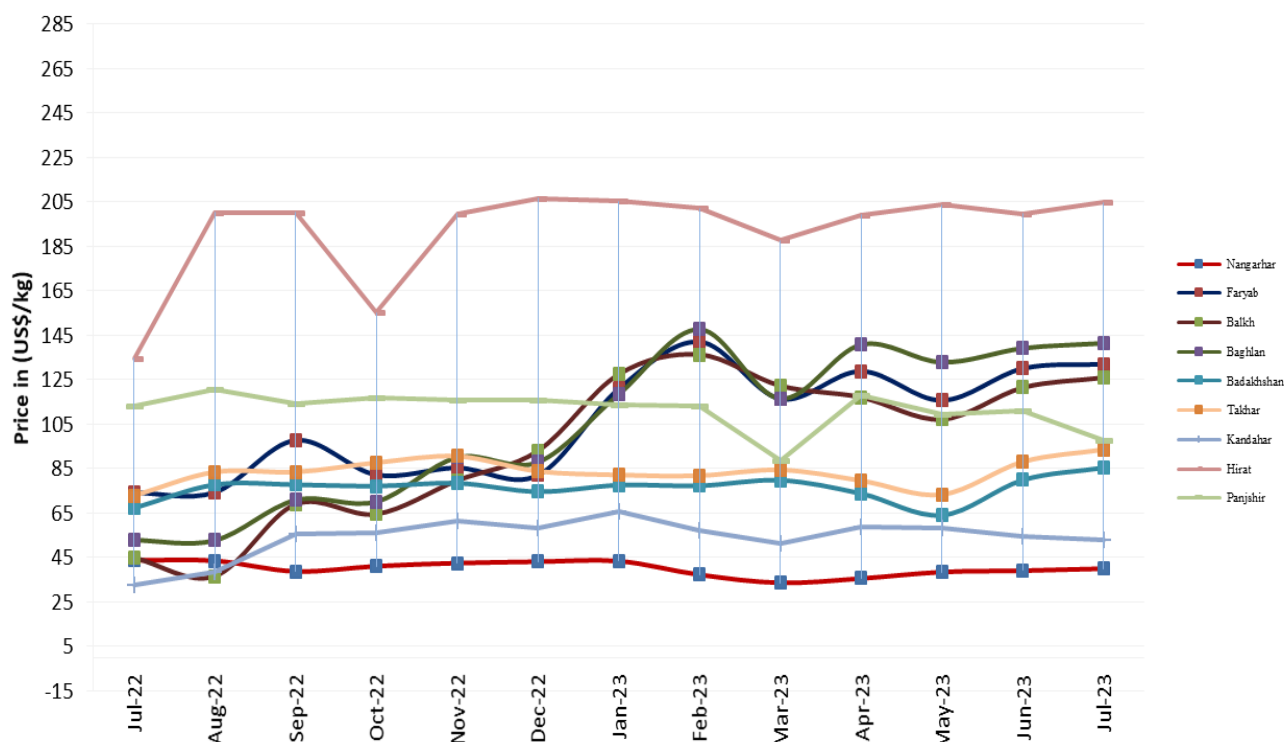


Figure 6: Prices of different types of cannabis resin in Afghanistan, (US\$/kg), July 2023

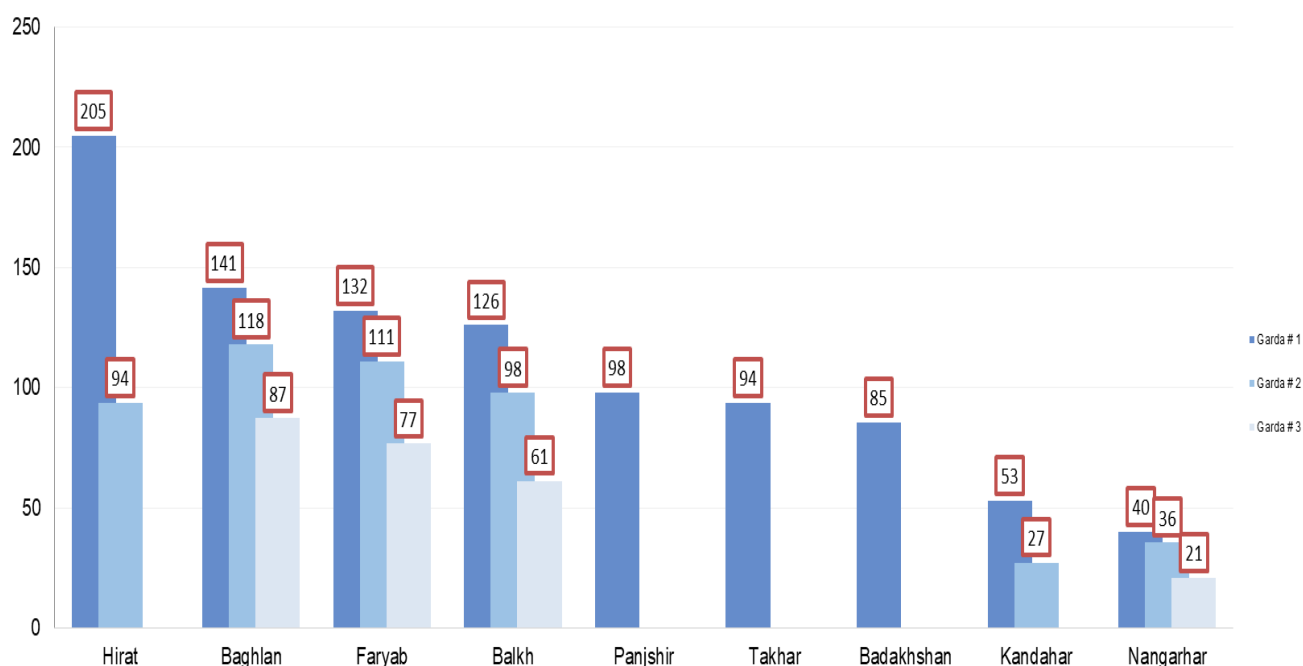


Table 12: Prices of 1 kilogram of different types of cannabis resin in local currency, June 2023 – July 2023

Province	Types of cannabis resin	Local currency	Prices of 1 kg of different types of cannabis resin in local currency		Change (july-Jun) %
			Jun-23	Jul-23	
Nangarhar	Garda # 1	Pakistani Rupee	11,200	11,500	+3%
	Garda # 2	Pakistani Rupee	9,700	10,200	+5%
	Garda # 3	Pakistani Rupee	5,500	6,000	+9%
Faryab	Garda # 1 (Sherak)	Afghani	11,000	11,200	+2%
	Garda # 2 (Morchajosh)	Afghani	9,000	9,400	+4%
	Garda # 3 (khaka)	Afghani	6,000	6,500	+8%
Balkh	Garda # 1 (Patnosi)	Afghani	10,300	10,700	+4%
	Garda # 2 (Morchajosh)	Afghani	8,000	8,300	+4%
	Garda # 3 (khaka)	Afghani	5,000	5,200	+4%
Baghlan	Garda # 1 (Chaki)	Afghani	11,800	12,000	+2%
	Garda # 2 (Morchajosh)	Afghani	9,700	10,000	+3%
	Garda # 3 (khaka)	Afghani	7,200	7,400	+3%
Badakhshan	Garda # 1 (Shirak)	Afghani	6,800	7,300	+7%
Takhar	Garda # 1 (Shirak)	Afghani	7,500	8,000	+7%
Kandahar	Garda # 1 (Sherak)	Pakistani Rupee	15,556	15,111	-3%
	Garda # 2	Pakistani Rupee	7,778	7,778	0%
	Garda # 3	Pakistani Rupee	-	-	-
Hirat	Garda # 1	Pakistani Rupee	17,000	17,500	+3%
	Garda # 2	Pakistani Rupee	8,500	8,000	-6%
Panjshir	Garda # 1 (Jooshi)	Pakistani Rupee	9,400	8,300	-12%
	Garda # 2 (Morchajosh)	Afghani	-	-	-

Seeds: Cannabis and Poppy

Prices of cannabis and poppy seeds collected from eighteen provinces of Afghanistan are tabulated below.

Table 13: Prices of cannabis and poppy seeds in other than USD currency, June – July 2023

Province	Types of seed	Local currency	Prices of 1 kg of cannabis seed and poppy seed in local currency		Change (July-Jun) (%)
			Jun-23	Jul-23	
Badakhshan	Poppy seed	Afghani	40	45	+13%
	Cannabis seed	Afghani	53	55	+4%
Takhar	Poppy seed	Afghani	45	47	+4%
	Cannabis seed	Afghani	60	65	+8%
Balkh	Poppy seed	Afghani	80	75	-6%
	Cannabis seed	Afghani	60	56	-7%
Baghlan	Poppy seed	Afghani	100	94	-6%
	Cannabis seed	Afghani	80	76	-5%
Faryab	Poppy seed	Afghani	90	85	-6%
	Cannabis seed	Afghani	50	50	0%
Hirat	Poppy seed	Afghani	300	300	0%
	Cannabis seed	Afghani	200	200	0%
Farah	Poppy seed	Afghani	150	170	+13%
	Cannabis seed	Afghani	100	120	+20%
Hilmand	Poppy seed	Afghani	92	86	-7%
	Cannabis seed	Afghani	59	53	-10%
Kandahar	Poppy seed	Afghani	87	99	+14%
	Cannabis seed	Afghani	56	59	+7%
Zabul	Poppy seed	Afghani	-	-	-
	Cannabis seed	Afghani	-	-	-
Uruzgan	Poppy seed	Afghani	-	-	-
	Cannabis seed	Afghani	-	-	-
Nangarhar	Poppy seed	Pakistani Ruppee	245	260	+6%
	Cannabis seed	Pakistani Ruppee	110	120	+9%
Kunar	Poppy seed	Pakistani Ruppee	-	-	-
	Cannabis seed	Pakistani Ruppee	-	-	-
Laghman	Poppy seed	Pakistani Ruppee	200	230	+15%
	Cannabis seed	Pakistani Ruppee	90	110	+22%
Kabul	Poppy seed	Afghani	150	160	+7%
Ghazni	Cannabis seed	Afghani	95	100	+5%
Kapisa	Poppy seed	Afghani	140	150	+7%

Table 14: Prices of cannabis and poppy seeds in Afghanistan, (US\$/kg), July 2022 – July 2023

Types of seeds	Jul-22	Aug-22	Sep-22	Oct-22	Nov-22	Dec-22	Jan-23	Feb-23	Mar-23	Apr-23	May-23	Jun-23	Jul-23	Increase/Decrease (%)
Cannabis seed	0.594	0.784	0.831	0.939	0.912	0.979	0.827	0.849	1.000	1.765	0.909	0.832	0.882	+6%
Poppy seed	0.926	1.039	1.095	1.394	1.356	1.632	1.432	1.474	1.779	2.840	1.328	1.272	1.314	+3%

8. Prices of heroin, opium and hashish at consumer level

The consumer prices of heroin, opium and hashish collected from different regions of Afghanistan are as below. The quality of product varies widely in different regions.

Figure 7: Regional average prices of heroin, opium and hashish at consumer level in (US\$/Kg), July 2023

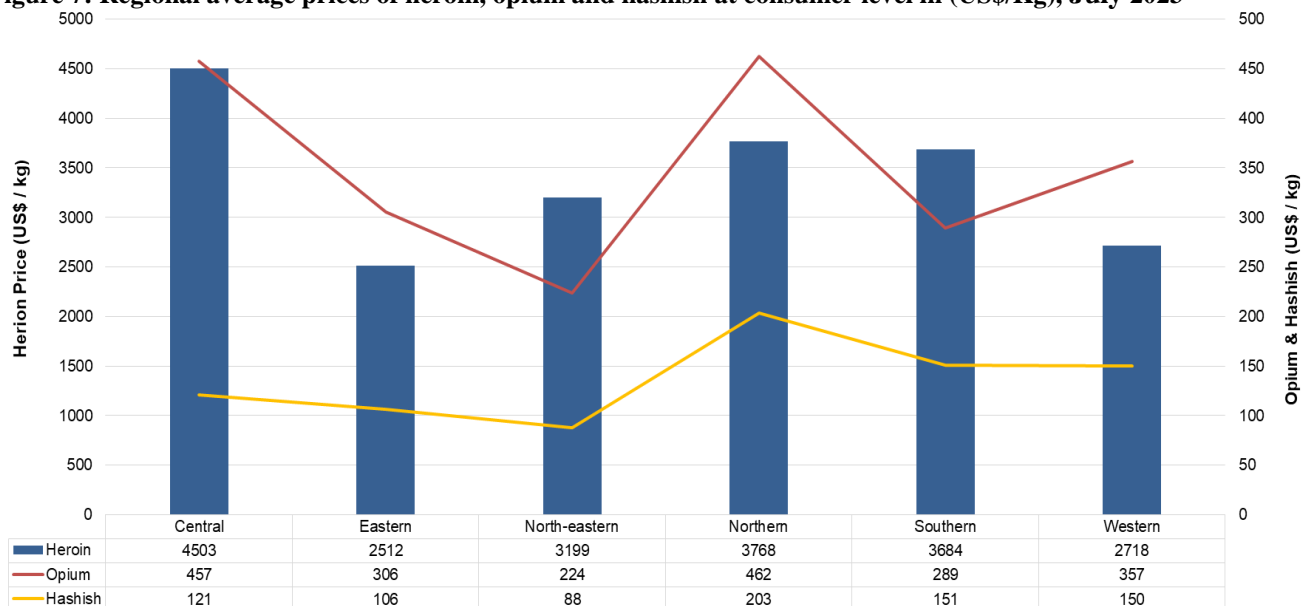


Table 15: Average prices of heroin, opium and hashish at consumer level in Afghanistan, (US\$/kg), July 22 – July 23

Types of drug	Average prices in (US\$/kg)													Change (July-Jun) (%)
	Jul-22	Aug-22	Sep-22	Oct-22	Nov-22	Dec-22	Jan-23	Feb-23	Mar-23	Apr-23	May-23	Jun-23	Jul-23	
Heroin	2,372	2,456	2,611	2,593	2,869	3,058	2,902	2,915	2,835	2,822	3,286	3,520	3,611	+3%
Opium	168	181	252	120	372	352	344	366	348	369	355	355	383	+8%
Hashish	161	161	140	116	132	143	138	133	131	141	132	145	141	-2%

9. Price of Acetic Anhydride³

Table 16: Average price of Acetic Anhydride in Afghanistan, (US\$/Lit) July 2022 – July 2023

Variety of Acetic Anhydride	Jul-22	Aug-22	Sep-22	Oct-22	Nov-22	Dec-22	Jan-23	Feb-23	Mar-23	Apr-23	May-23	Jun-23	Jul-23	Increase/D decrease (%)
Acetic Anhydride - A* (Garmani)	131	141	144	151	158	152	202	194	198	147	127	139	140	+1%
Acetic Anhydride - B* (Japani)	71	73	68	75	76	78	-	-	-	-	-	-	-	-
Acetic Anhydride - C* (Indian)	48	35	48	55	56	58	59	58	55	57	58	59	59	+2%
Acetic Anhydride - D* (Pakistani)	39	41	39	46	43	44	46	46	47	54	53	54	56	+3%
Acetic Anhydride - E* (Chinees)	140	121	149	148	152	146	110	143	149	155	128	138	143	+4%
Acetic Anhydride - F* (Irani)	34	36	42	69	63	67	89	89	72	67	78	80	77	-3%

³ Acetic anhydride is the chemical compound with the formula (CH₃CO)₂O. Commonly abbreviated Ac₂O, it is the simplest isolable anhydride of a carboxylic acid and is widely used as a reagent in organic synthesis. It is a colourless liquid that smells strongly of acetic acid, which is formed by its reaction with moisture in the air.

10. Licit Crops

Prices of wheat, cotton, saffron, rice (imported) and rice (local) collected in seven provinces of Afghanistan are shown in below table.

Table17: Prices of wheat, cotton, saffron, imported and local rice in Afghanistan in local currency, July 2023

Province	Types of crops	Price/Kg in Pakistani Rupee (PRs)	Price/Kg in Afghani (AFs)	Price/Kg in (US\$)
Nangarhar	Wheat	-	34	0.4
Nangarhar	Cotton	-	183	2.2
Nangarhar	Rice Imported	-	130	1.5
Nangarhar	Rice Local	-	68	0.8
Balkh	Wheat	-	25	0.3
Balkh	Cotton	-	140	1.6
Balkh	Rice Imported	-	115	1.4
Balkh	Rice Local	-	73	0.9
Badakhshan	Wheat	-	32	0.4
Badakhshan	Rice Imported	-	135	1.6
Badakhshan	Rice Local	-	70	0.8
Takhar	Wheat	-	28	0.3
Takhar	Rice Imported	-	125	1.5
Takhar	Rice Local	-	62	0.7
Helmand	Wheat	92	-	0.3
Helmand	Cotton	670	-	2.3
Helmand	Rice Imported	360	-	1.3
Kandahar	Wheat	97	-	0.3
Kandahar	Cotton	650	-	2.3
Kandahar	Rice Imported	350	-	1.2
Hirat	Wheat	-	26	0.3
Hirat	Cotton	-	180	2.1
Hirat	Saffron	-	70000	819
Hirat	Rice Imported	-	105	1.2
Hirat	Rice Local	-	58	0.7

Table 18: Average prices of wheat, cotton, saffron, imported and local rice in Afghanistan, (US\$/kg), July 2022 – July 2023

Types of crops	Jul-22	Aug-22	Sep-22	Oct-22	Nov-22	Dec-22	Jan-23	Feb-23	Mar-23	Apr-23	May-23	Jun-23	Jul-23	Increase/Decrease (%)
Wheat (Local)	0.50	0.53	0.56	0.54	0.59	0.60	0.58	0.56	0.54	0.45	0.34	0.33	0.34	+2%
Cotton	2.03	2.37	2.50	2.60	2.67	2.57	2.40	2.18	2.20	1.87	2.12	2.14	2.11	-2%
Saffron	1,141	1,235	1,258	1,211	1,020	977	856	852	871	879	874	846	819	-3%
Rice (Imported)	1.28	1.39	1.42	1.36	1.35	1.29	1.33	1.30	1.23	1.26	1.37	1.37	1.38	+0.4%
Rice (Local)	0.79	0.76	0.77	0.72	0.76	0.76	0.72	0.70	0.67	0.66	0.82	0.796	0.777	-2%

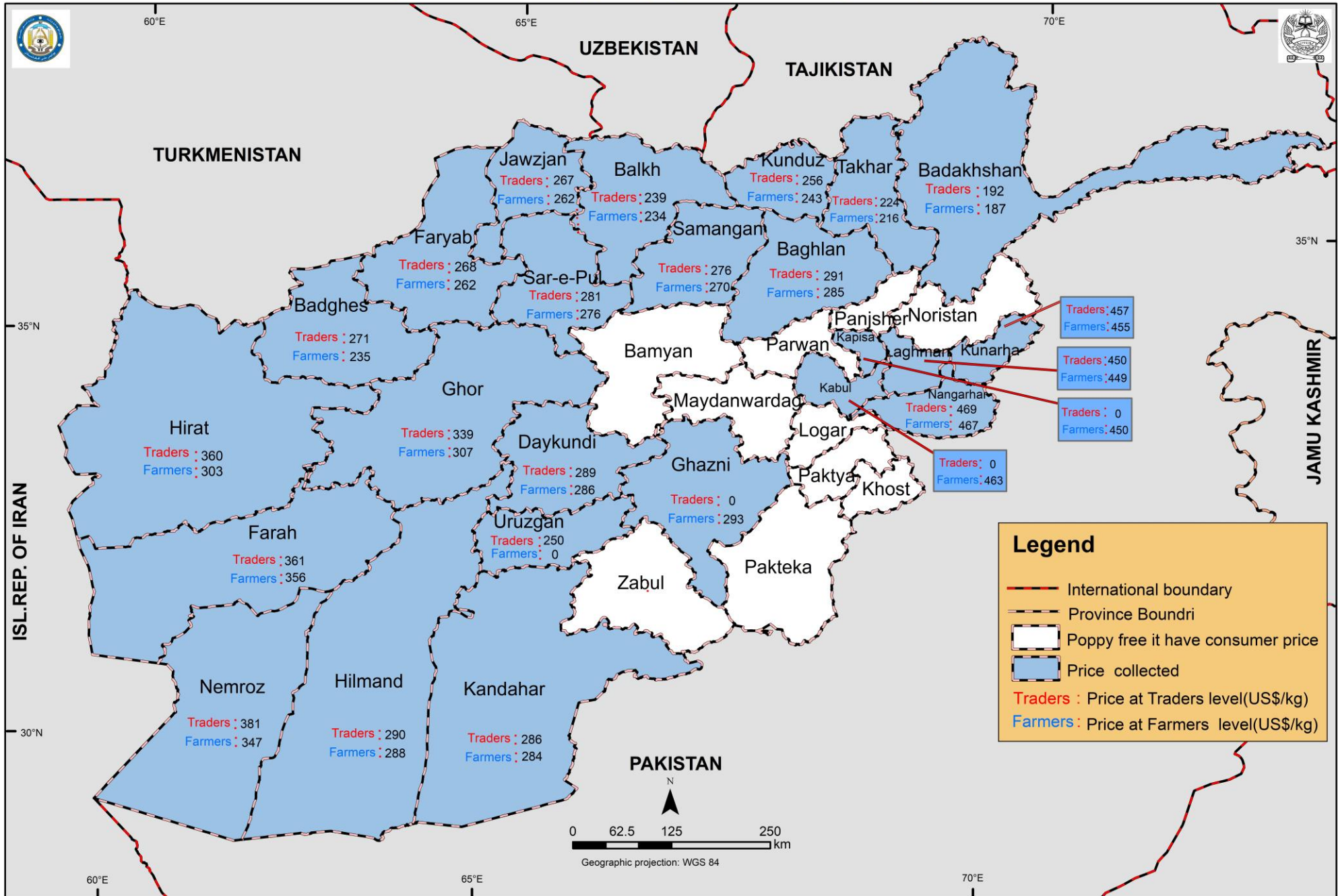
11. Methodology

- ❖ Prices are collected in the last week of every month from around twenty farmers and equal numbers of traders by NSAD Survey coordinators generally from different farmers and traders each month. The price data collection is sourced from a few known farmers and traders as well.
- ❖ Opium prices are collected from 25 out of 34 provinces namely Kabul, Ghazni, Kapisa, Badakhshan, Baghlan, Badghis, Balkh, Farah, Faryab, Ghor, Hilmand, Hirat, Kandahar, Kunar, Kunduz, Laghman, Nangarhar, Nimroz, Uruzgan, Takhar, Sur-Pul, Samangan, Jawzjan and Zabul. The prices of dry and fresh opium are collected from farmers (at farm-gate level) and traders (at trader level).
- ❖ Different varieties of heroin, morphine collected from twelve provinces of Afghanistan namely Badakhshan, Takhar, Kunduz, Balkh, Faryab, Badghis, Hilmand, Kandahar, Nangarhar, Hirat, Nimroz and Farah, and cannabis resin prices are collected from eight provinces of Afghanistan namely Badakhshan, Balkh, Hirat, Nangarhar, Kandahar and Takhar. (Garda # 1 (Patnosi)) in Balkh province is a new Garda of cannabis resin reported in January 2021 year.
- ❖ Prices of some licit crops such as, wheat, saffron, and cotton, imported and local rice is also collected from seven provinces of Afghanistan and included in this report.
- ❖ Prices of poppy seeds, cannabis seeds and acetic anhydride are included in the report as well.
- ❖ The prices are also presented in local currency for convenience of certain analysis; however, the national average prices are presented in USD. At the regional level, average prices are reflected in local currency with exception of the Western region since prices are reported in two different currencies.
- ❖ Prices are reported in different currencies in different regions. The prices in Eastern region (Kunar, Laghman and Nangarhar) and Southern region (Kandahar, Hilmand, Uruzgan and Zabul) are reported in Pakistani rupees. In Northern (Balkh, Baghlan, Farayb, Sur-Pul, Samangan and Jawzjan) and North-eastern (Badakhshan, Kunduz and Takhar) regions, the prices are reported in Afghani. However, prices are reported in two different currencies namely Afghani and Iranian Tuman in Western (Nimroz and Farah,) region. The prices are converted in US\$ using the exchange rate from (oanda.com) site considering the rates on the same date the observation is made.
- ❖ The synthetic drugs (Methamphetamine per gram, Sosegon per Ampoul, Tablet K per Tablet are reported from six regions (Kabul, Nangarhar, Laghman, Kunar, Faryab, Jawzjan, Sari-pul, Balkh, Samangan, Baghlan, Hilmand, Kandahar, Zabul, Badghis, Hirat, Ghor, Farah, Nimroz, Badakhshan, Takhar, and Kunduz) provinces of the country in US\$, Methamphetamine is sold in various names in Afghanistan. And Sheesha is the common name for Methamphetamine.

Table 19: Number of observations of dry and fresh opium prices

	Number of observations (n)		Number of provinces price collected
	Farm-gate price	Trader price	
Dry Opium	165	168	24
Fresh Opium	114	110	20

Afghanistan: Average dry Opium Price (July, 2023)



Source: NSAD/DM-CN/MoIA

NSAD