



**Islamic Republic of Afghanistan  
Ministry of Counter Narcotics**



**UNODC  
United Nations Office on  
Drugs and Crime**

September 2012 مطابق میزان ۱۳۹۱ هجری- شمسی

## **Afghanistan Opium Price Monitoring Monthly Report**



**Ministry of Counter Narcotics, Islamic Republic of Afghanistan, Kabul  
And  
United Nations Office on Drugs and Crime, Kabul**

Summary

- Prices are collected in the last week of every month from around twenty farmers and twenty traders depending on the availability of the farmers and traders. Prices are collected by MCN Survey coordinators generally from different farmers and traders each month; however the price data collection is sourced from a few known farmers and traders as well.
- Opium prices are collected from 18 of 34 provinces namely Badakhshan, Baghlan, Badghis, Balkh, Farah, Faryab, Ghor, Hilmand, Hirat, Kandahar, Kunar, Kunduz, Laghman, Nangarhar, Nimroz, Uruzgan, Takhar and Zabul. The province of Baghlan has been included in the opium price monitoring as of August 2011 and the provinces of Uruzgan and Zabul have been included in the opium price monitoring as of September 2011. The prices of dry and fresh opium are collected from farmers (at farm-gate level) and traders (at trader level).
- Different varieties of heroin, morphine and cannabis resin prices are collected from six provinces of Afghanistan namely Badakhshan, Balkh, Hirat, Nangarhar, Kandahar and Takhar.
- As of February 2011, prices of some licit crops such as wheat, saffron, imported and local rice is also collected from six provinces of Afghanistan.
- As of March 2012, prices of poppy seeds, cannabis seeds and acetic anhydride are included in the report as well.
- Different varieties of opium, heroin and hashish prices are also collected for Peshawar the nearest town in Pakistan. Prices are collected and reported by UNODC office in Peshawar, Pakistan.
- As of August 2012, drug prices from Quetta province of Pakistan are collected and included in this report as well. Quetta has common border with Kandahar province of Afghanistan in the south.
- As of August 2011, prices are also presented in local currency for convenience of certain analysis; however the national average prices are presented in USD. At the regional level, average prices are reflected in local currency with exception of the Western region since prices are reported in two different currencies.
- Prices are reported in different currencies in different regions. The prices in Eastern region (Kunar, Laghman and Nangarhar) and Southern region (Kandahar, Hilmand, Uruzgan and Zabul) are reported in Pakistani rupees. In Northern (Balkh, Baghlan, Farayb) and North-eastern (Badakhshan, Kunduz, Takhar) regions, the prices are reported in Afghani. However, prices are reported in two different currencies namely Afghani and Iranian Tuman in Western region. The prices are converted in US\$ using the exchange rate from oanda.com site considering the rates on the same date the observation is made.
- **Average<sup>1</sup> price of dry Opium in Afghanistan, (US\$/kg)**

Dry Opium	Sep-11	Sep-12	Increase/ Decrease (%)
<i>Farm-gate price (US\$/Kg)</i>	254	204	-20%
<i>Trader price (US\$/Kg)</i>	271	213	-21%

- **Average<sup>2</sup> price of fresh Opium in Afghanistan, (US\$/kg)**

Fresh Opium	Sep-11	Sep-12	Increase/ Decrease (%)
<i>Farm-gate price (US\$/Kg)</i>	218	164	-25%
<i>Trader price (US\$/Kg)</i>	229	171	-25%

<sup>1</sup> Simple average of all observations

<sup>2</sup> Simple average of all observations

- **Average<sup>3</sup> price of Cannabis Resin in Afghanistan, (US\$/kg)**

Types of cannabis resin	Sep-11	Sep-12	Increase/ Decrease (%)
<i>Cannabis resin (Garda # 1) price (US\$/kg)</i>	136	99	-27%
<i>Cannabis resin (Garda # 2) price (US\$/kg)</i>	94	61	-35%
<i>Cannabis resin (Garda # 3) price (US\$/kg)</i>	35	22	-37%

- **Heroin and Hashish (best quality) prices in Peshawar, Pakistan (US\$/kg)**

Best quality of Heroin/Hashish	Sep-11	Sep-12	Increase/Decrease (%)
<i>Heroin - White (Injection) price (US\$/kg)</i>	5,057	5,084	+1%
<i>Hashish - (Garda # 1) price (US\$/kg)</i>	575	572	-1%

- **Heroin and Hashish (best quality) prices in Quetta, Pakistan (US\$/kg)**

Best quality of Heroin/Hashish	Aug-12	Sep-12	Increase/Decrease (%)
<i>Heroin - High quality (Crystal) price (US\$/kg)</i>	6,409	6,355	-1%
<i>Hashish - High quality price (US\$/kg)</i>	342	360	+5%

Note: Price for 2011 is not available.

- **Average<sup>4</sup> price of Heroin, Opium and Hashish at consumer level in Afghanistan, (US\$/kg)**

Types of drugs	Sep-11	Sep-12	Increase/Decrease (%)
Heroin	6,335	6,379	+1%
Opium	636	438	-31%
Hashish	312	206	-34%

- **Average price of Wheat, Cotton, Saffron, Imported and Local Rice in Afghanistan, (US\$/kg)**

Types of crops	Sep-11	Sep-12	Increase/Decrease (%)
Wheat	0.42	0.38	-10%
Cotton	1.84	1.7	-10%
Saffron	1659	1,540	-7%
Rice (imported)*	NA	1.4	-
Rice (local)*	NA	1.0	-

\* Price for September 2011 is not available for imported and local rice.

<sup>3</sup> Simple average of all observations

<sup>4</sup> Simple average of all observations

- **Average price of poppy and cannabis seeds in Afghanistan, (US\$/kg)**

Types of seeds	Aug-12	Sep-12	Increase/Decrease (%)
Cannabis seed	0.46	0.43	-5%
Poppy seed	0.73	0.72	-2%

Note: Price for 2011 is not available.

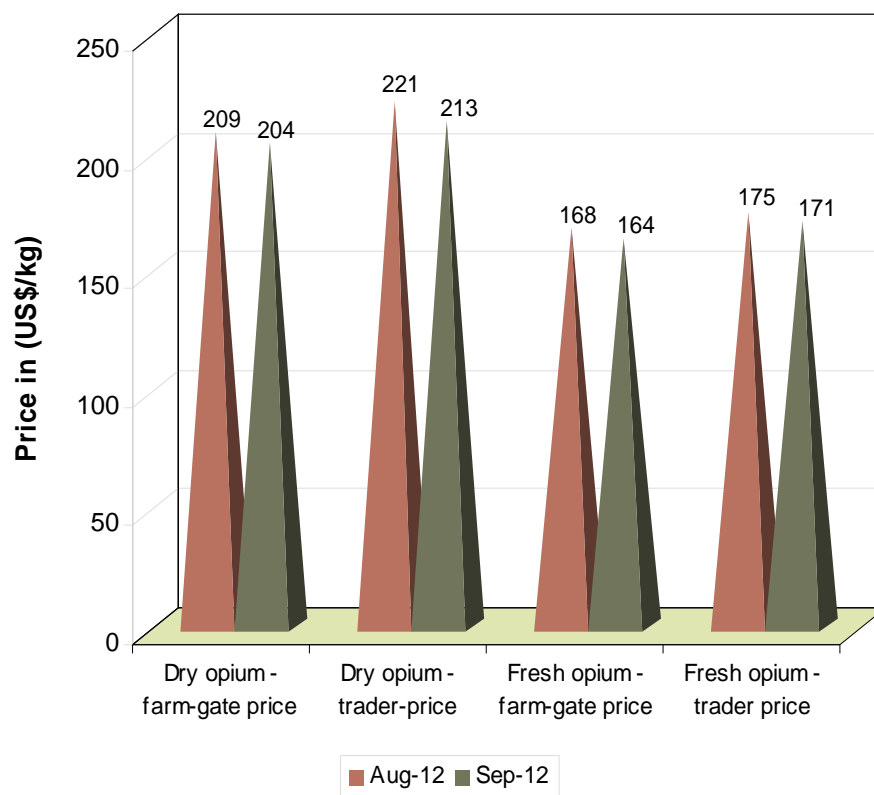
- **Average price of acetic anhydride in Afghanistan, (US\$/Lit )**

Variety of Acetic Anhydride	Aug-12	Sep-12	Increase/Decrease (%)
Acetic Anhydride - A*	223	223	+0%
Acetic Anhydride - B*	171	181	+6%
Acetic Anhydride - C*	160	171	+6%
Acetic Anhydride - D*	183	180	-2%
Acetic Anhydride - E*	171	172	+0%
Acetic Anhydride - F*	165	164	-1%

Note: Price for September 2011 is not available.

\* A, B, C, D, E, F represent different variety of Acetic anhydride in Afghanistan.

### Price change of Dry Opium and Fresh Opium between August 2012 and September 2012

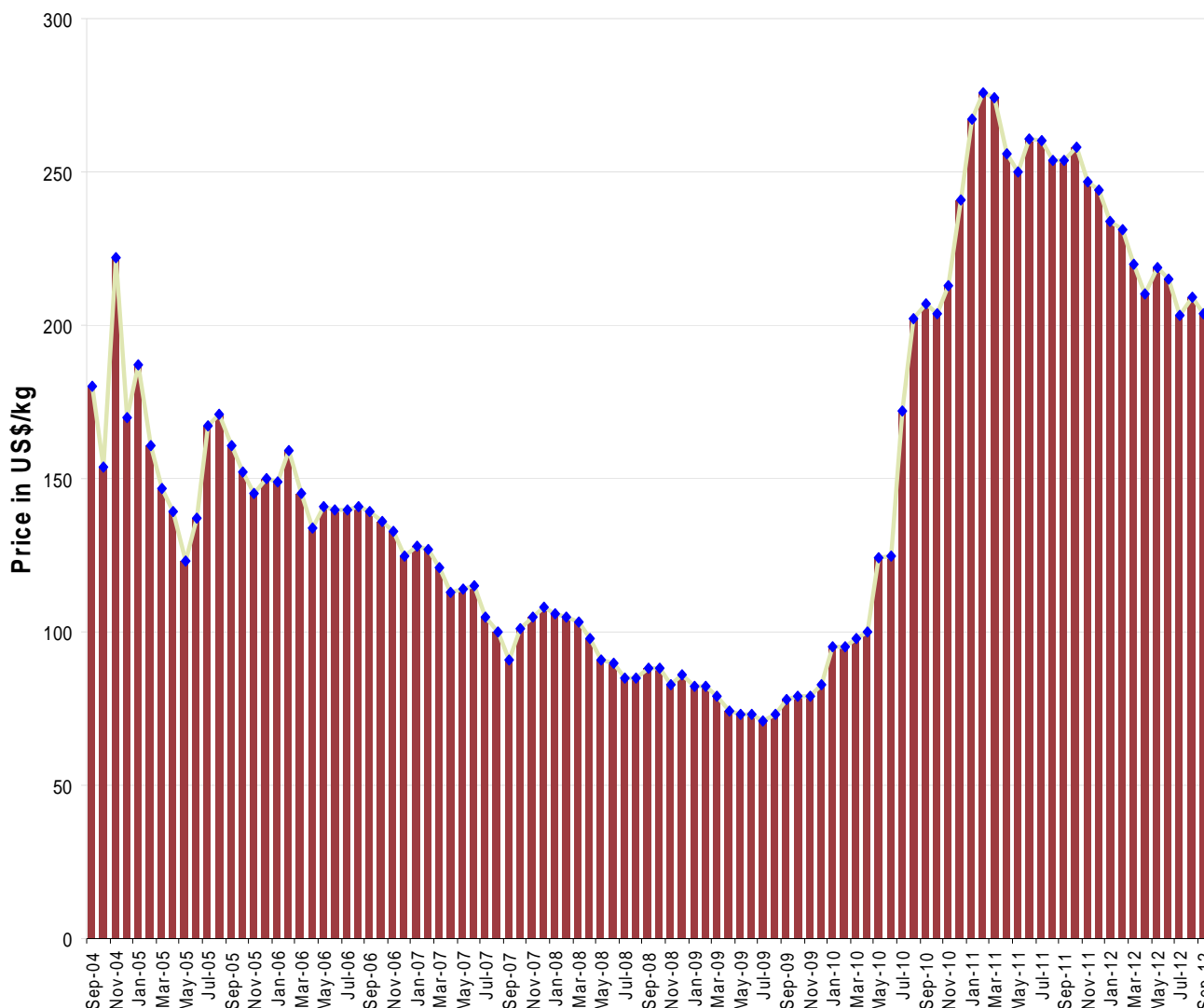


## DRY OPIUM:

### FARM-GATE PRICE:

The national average price for one kilogram of dry opium in Afghanistan at the farm-gate level was **US\$ 204/kg** at the end of September with **2%** drop compared to price reported in August 2012 (**US\$ 209/kg**). The average dry opium price at the farm-gate level in September 2012 is **20%** lower than the price reported in September 2011 which was **US\$ 254/kg**. The dry opium price has a decreasing trend since February 2011.

**Graph 1: National <sup>5</sup>Average price of dry opium at farm-gate level from September 2004 to September 2012**



### Dry Opium (Chaynaki Quality):

#### FARM-GATE PRICE

Price of opium (dry) was not found to be varying in different regions depending on the quality except in Balkh and Hilmand provinces where another quality of dry opium by the name of **Chaynaki** is available at Farm-gate and trader level. The **Chaynaki** quality of dry opium is too much air dried. The average price of 1 kilogram of **Chaynaki** dry opium at Farm-gate level in Balkh province is **US\$ 196/kg** in September 2012 showing a decrease of **9%** compared to the price reported in August 2012 (**US\$ 215**). The average price of 1 kilogram of **Chaynaki** dry opium at farm-gate level in Hilmand province is **US\$ 424/kg** in September 2012 with an increase of **14%** compared to the price reported in August 2012 (**US\$ 373**).

<sup>5</sup> Simple average of all observations

**Table 1: Average<sup>6</sup> price of dry opium (Chaynaki quality) at farm-gate level (US\$/Kg)**

Dry Opium (Chaynaki quality)	Balkh		Change (Sep-Aug) %	Hilmand		Change (Sep-Aug) %
	Aug12	Sep-12		Aug-12	Sep-12	
<i>Farm-gate price (US\$/Kg)</i>	215	196	-9%	373	424	+14%

**TRADER PRICE:**

The national average dry opium price collected from traders was **US\$ 213/kg** at the end of September showing **4 %** decrease compared to the price reported in August 2012 (**US\$ 221/kg**). The average dry opium price at trader level in September 2012 is **21%** lower than the price reported in September 2011 which was **US\$ 271/kg**.

Dry opium price collected from traders has decreased by 11%, 5%, 2% and 0.6% in North-eastern, Eastern, Northern and Southern regions respectively. Western region witnessed an increase of 0.8% at the end of September.

**Table 2: Regional average<sup>7</sup> price of dry opium collected from traders (US\$/Kg)**

Region	Price of Dry Opium (US\$/Kg)		Change (%)
	Aug-12	Sep-12	
Eastern region (Kunar, Laghman, Nangarhar)	306	290	-5%
Southern region (Hilmand, Kandahar, Uruzgan, Zabul)	181	180	-0.6%
Western region (Badghis, Farah, Ghor, Hirat, Nimroz)	250	252	+0.8%
North-eastern region (Badakhshan, Kunduz, Takhar)	202	180	-11%
Northern region (Baghlan, Balkh, Faryab)	132	130	-2%
<b>Average</b>	<b>221</b>	<b>213</b>	<b>-4%</b>

**Fresh Opium (Chaynaki Quality):**

**TRADER PRICE:**

In Balkh province, the average price of 1 kilogram of **Chaynaki** dry opium at trader level is **US\$ 209/kg** in September 2012 showing a decrease of **8%** compared to the price reported in August 2012 (**US\$ 226/kg**). In Hilmand province, the average price of 1 kilogram of **Chaynaki** dry opium at trader level is **US\$ 430/kg** in September 2012 increased by **14%** compared to the price reported in August 2012 (**US\$ 377**)

**Table 3: Average<sup>8</sup> price of dry opium (Chaynaki quality) at trader level (US\$/Kg)**

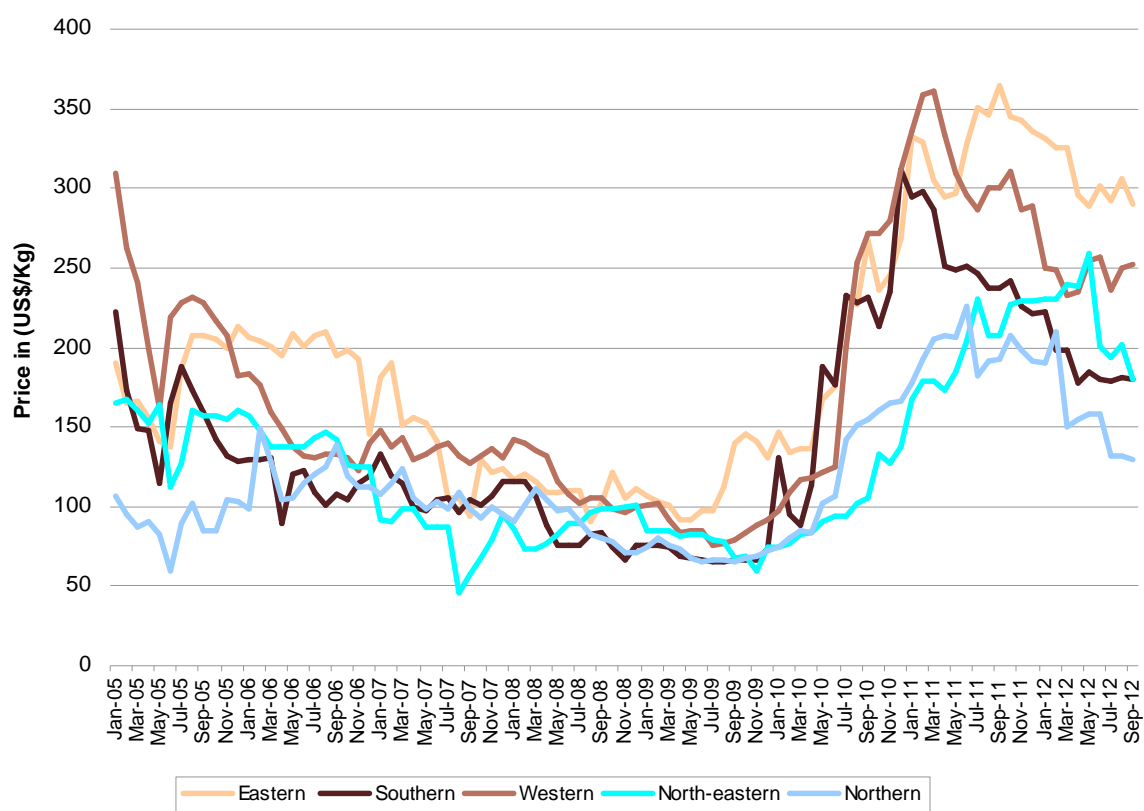
Dry Opium (Chaynaki quality)	Balkh		Change (Sep-Aug) %	Hilmand		Change (Sep-Aug) %
	Aug-12	Sep-12		Aug-12	Sep-12	
<i>Trader price (US\$/Kg)</i>	226	209	-8%	377	430	+14%

<sup>6</sup> Simple average of all observations

<sup>7</sup> Simple average of all observations

<sup>8</sup> Simple average of all observations

**Graph 2: Regional average<sup>2</sup> price of dry opium from traders (January 2005 to September 2012)**



**Table 4: Regional average<sup>9</sup> price of dry opium at farm-gate and trader level in local currency**

Region	Local currency	Price of 1 kg of Dry Opium in local currency				Change at farm-gate level (Sep-Aug) (%)	Change at trader level (Sep-Aug) (%)
		Aug-12		Sep-12			
		Farm-gate	Trader	Farm-gate	Trader		
Eastern region (Kunar, Laghman, Nangarhar)	Pakistani Rupee	28,241	28,656	26,739	27,151	-5%	-5%
Southern region (Hilmand, Kandahar, Uruzgan, Zabul)	Pakistani Rupee	15,901	16,896	15,901	16,896	+0%	+0%
Western region (Badghis, Ghor) *	Afghani	11,506	11,877	11,683	12,054	+2%	+1%
Western region (Farah, Hirat, Nimroz) *	Imnianian Tuman	516,191	534,526	641,746	660,081	+24%	+23%
North-eastern region (Badakhshan, Kunduz, Takhar)	Afghani	9,046	10,353	8,415	9,355	-7%	-10%
Northern region (Baghlan, Balkh, Faryab)	Afghani	6,378	6,771	6,340	6,762	-1%	-0.1%

\* Western region is divided in two groups because of prices available in two currencies

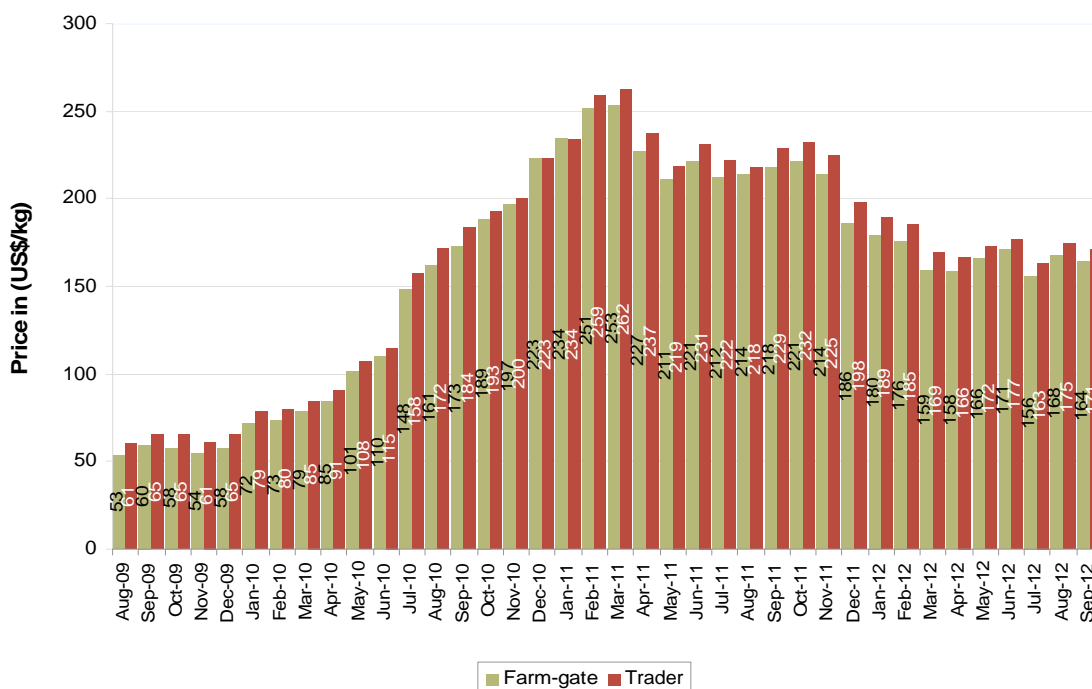
<sup>9</sup> Simple average of all observations

## FRESH OPIUM:

At the end of September 2012, the national average price of fresh opium dropped by **2%** from **US\$ 168/kg** in August to **US\$ 164/kg** at the farm-gate level. Similarly, the national average price of fresh opium at trader level decreased by **2.15%** from **US\$ 175/kg** in August to **US\$ 171/kg**.

After the harvest season there is no fresh opium available, but farmers keep their fresh opium in plastic bags or dishes covered with leaves in order to preserve moisture. This opium is referred as fresh opium.

**Graph 3: National average<sup>10</sup> price of fresh opium at farm-gate and trader level, US\$/kg (August 2009 to September 2012)**



**Table 5: Regional average<sup>11</sup> price of fresh opium at farm-gate and trader level in local currency**

Region	Local currency	Price of 1 kg of Fresh Opium in local currency				Change at farm-gate level (Sep-Aug) (%)	Change at trader level (Sep-Aug) (%)
		Aug-12		Sep-12			
		Farm-gate	Trader	Farm-gate	Trader		
Eastern region (Kunar, Laghman, Nangarhar)	Pakistani Rupee	19,021	19,440	17,329	17,701	-9%	-8.9%
Southern region (Hilmand, Kandahar, Uruzgan, Zabul)	Pakistani Rupee	13,807	14,557	13,792	14,557	+0%	+0%
Western region (Badghis, Ghor) *	Afghani	9,186	9,477	9,362	9,653	+2%	+2%
Western region (Farah, Hirat, Nimroz) *	Iranian Tuman	445,652	459,639	571,207	585,194	+28%	+27%
North-eastern region (Badakhshan, Kunduz, Takhar)	Afghani	NA	NA	NA	NA	NA	NA
Northern region (Baghlan, Balkh, Faryab)	Afghani	5,113	5,518	4,885	5,329	-4%	-3%

\* Western region is divided in two groups because of prices available in two currencies

<sup>10</sup> Simple average of all observations

<sup>11</sup> Simple average of all observations



**Table 6: Number of observations of dry and fresh opium prices**

	Number of observations (n)		Number of provinces price collected
	Farm-gate price	Trader price	
Dry Opium	184	182	18
Fresh Opium	157	156	15

## HEROIN:

There are several types of heroin available in Afghanistan with different quality. The prices of White powder (injection) in Nangarhar province, White powder (Crystal) in Kandahar and Balkh provinces, Off-white (Crystal)-100% in Badakhshan province and White powder-high quality (70-80% pure) in Hirat province are the most expensive heroin reported in Afghanistan. The cheapest heroin (**US\$ 53/kg**) is called as Khata # 2 reported in Nangarhar province.

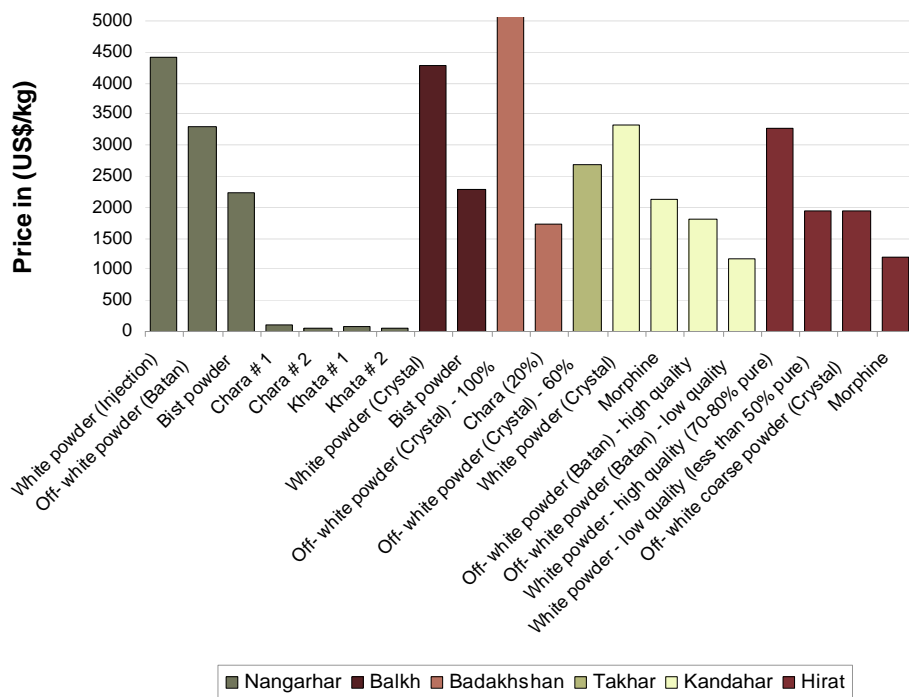
**Table 7: Prices of different types of Heroin in Afghanistan, (US\$/kg), Sep 2011 - Sep 2012**

Province	Types of Heroin	Sep-11	Oct-11	Nov-11	Dec-11	Jan-12	Feb-12	Mar-12	Apr-12	May-12	Jun-12	Jul-12	Aug-12	Sep-12	Change (Sep-Aug) %
Badakhshan	Chara (20%)	998	1,031	932	912	912	913	1,007	1,008	1,299	1,160	1,456	1,364	1733	+27%
	Off- white powder (Crystal) - 100%	4,072	4,209	4,351	4,258	4,254	4,260	4,631	4,613	4,798	4,545	3,883	3,411	5199	+52%
Balkh	Bist powder	2,545	2,652	2,549	2,457	2,471	2,495	2,454	2,467	2,480	2,388	2,350	2,339	2292	-2%
	White powder (Crystal)	4,276	4,427	4,310	4,184	4,598	4,625	4,583	4,573	4,579	4,427	4,388	4,385	4275	-3%
Hirat	Morphine	1,250	1,250	1,185	1,111	NA	1,081	1,053	1,047	1,295	1,306	1,298	1,429	1191	-17%
	Off- white coarse powder (Crystal)	1,750	1,792	1,630	1,250	NA	1,622	1,658	1,623	1,928	1,833	1,667	2,049	1939	-5%
	White powder - high quality (70-80% pure)	na	na	na	na	na	na	na	na	4,250	4,031	3,794	3,941	3271	-17%
	White powder - low quality (less than 50% pure) *	1,583	1,625	1,481	1,736	1,750	2,703	2,737	2,618	2,500	2,389	2,227	2,365	1939	-18%
Kandahar	Morphine	2,863	2,772	2,998	3,041	2,528	2,516	2,449	2,205	2,202	2,121	2,119	2,141	2137	+0%
	Off- white powder (Batan) - high quality	2,061	1,987	2,306	2,383	2,183	2,124	2,059	2,040	2,037	1,983	1,960	1,927	1816	-6%
	Off- white powder (Batan) - low quality	1,374	1,386	1,730	1,793	1,413	1,342	1,224	1,213	1,211	1,166	1,165	1,177	1175	+0%
	White powder (Crystal)	4,066	4,043	3,920	3,914	3,390	3,242	3,651	3,473	3,414	3,287	3,284	3,372	3312	+2%
Nangarhar	Bist powder	2,897	2,656	2,883	2,795	3,447	2,617	2,520	2,479	2,423	2,334	2,336	2,243	2239	-0.2%
	Chara # 1	174	139	115	157	161	178	175	149	143	95	106	107	117	+10%
	Chara # 2	70	58	58	89	92	111	110	72	55	64	64	64	64	+0%
	Khata # 1	81	69	69	112	138	89	88	88	77	74	74	75	75	+0%
	Khata # 2	46	46	46	56	57	45	44	55	44	42	42	43	53	+25%
	Off- white powder (Batan)	3,998	3,811	4,093	3,690	4,367	3,731	3,670	3,526	3,469	3,342	3,504	3,311	3306	+0%
	White powder (Injection)	5,214	5,081	5,073	4,808	5,056	4,956	5,039	4,848	4,735	4,562	4,459	4,593	4425	-4%
Takhar	Off- white powder (Crystal) - 60%	2,993	3,082	3,108	3,041	3,039	3,043	3,021	3,008	3,199	2,901	2,427	2,534	2696	+6%

\* Due to change of information source in February 2012, the price may not be directly comparable with previous months.  
Note: Price of White powder-high quality heroin in Hirat province was collected for the first time during May 2012.

The significant increase in the price of heroin in Badakhshan province could be possibly due to closure of Ishkashim border with Tajikistan and destruction of heroin processing laboratories in Badakhshan province by law enforcement authorities.

**Graph 4: Prices of different types of heroin in Afghanistan, (US\$/kg), September 2012**



**Table 8: Prices of 1 kilogram of different types of Heroin in local currency**

Province	Types of heroin	Local currency	Prices of 1 kg of different types of heroin in local currency		Change (Sep-Aug) %
			Aug-12	Sep-12	
Badakhshan	Chara (20%)	Afghani	70,000	90,000	+29%
	Off-white powder (Crystal) - 100%	Afghani	175,000	270,000	+54%
Balkh	Bist powder	Afghani	120000	119000	-1%
	White powder (Crystal)	Afghani	225,000	222,000	-1%
Hirat	Morphine	Iranian Tuman	2900000	2950000	+2%
	Off-white coarse powder (Crystal)	Iranian Tuman	4160000	4800000	+15%
	White powder - high quality (70-80% pure)	Iranian Tuman	8000000	8100000	+1%
	White powder - low quality (less than 50% pure)	Iranian Tuman	4800000	4800000	+0%
Kandahar	Morphine	Pakistani Rupee	200,000	200,000	+0%
	Off-white powder (Batan) - high quality	Pakistani Rupee	180,000	170,000	-6%
	Off-white powder (Batan) - low quality	Pakistani Rupee	110,000	110,000	+0%
	White powder (Crystal)	Pakistani Rupee	315,000	310,000	-2%
Nangarhar	Bist powder	Pakistani Rupee	210,000	210,000	0%
	Chara # 1	Pakistani Rupee	10,000	11,000	+10%
	Chara # 2	Pakistani Rupee	6,000	6,000	+0%
	Khata # 1	Pakistani Rupee	7,000	7,000	+0%
	Khata # 2	Pakistani Rupee	4,000	5,000	+25%
	Off-white powder (Batan)	Pakistani Rupee	310,000	310,000	+0%
	White powder (Injection)	Pakistani Rupee	430,000	415,000	-3%
Takhar	Off-white powder (Crystal) - 60%	Pakistani Rupee	130000	140000	+8%

Note: Price of White powder-high quality heroin in Hirat province was collected for the first time during May 2012.

The significant increase in the price of heroin in Badakhshan province could be possibly due to closure of Ishkashim border with Tajikistan and destruction of heroin processing laboratories in Badakhshan province by law enforcement authorities.

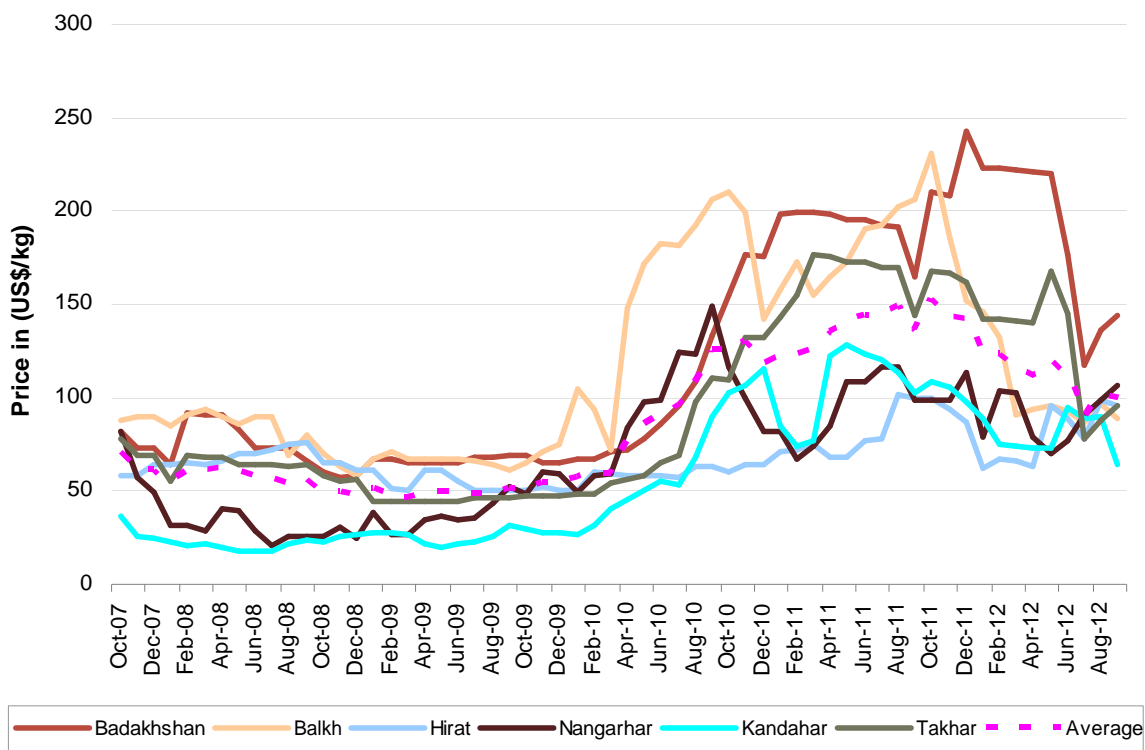
## CANNABIS RESIN:

There are mainly three types of cannabis resin available in Afghanistan namely Garda # 1, # 2 and # 3 with quality as best, moderate and fair respectively. Garda # 1 (Shirak) in Badakhshan province has become the most expensive cannabis resin because of its pure quality. Earlier Garda # 1 (Jooshi) of Balkh province was most expensive and popular because of its high quality however it lost its demand due to its blending with lower quality hashish.

**Table 9: Prices of different types of cannabis resin in Afghanistan, (US\$/kg), Sep 2011 - Sep 2012**

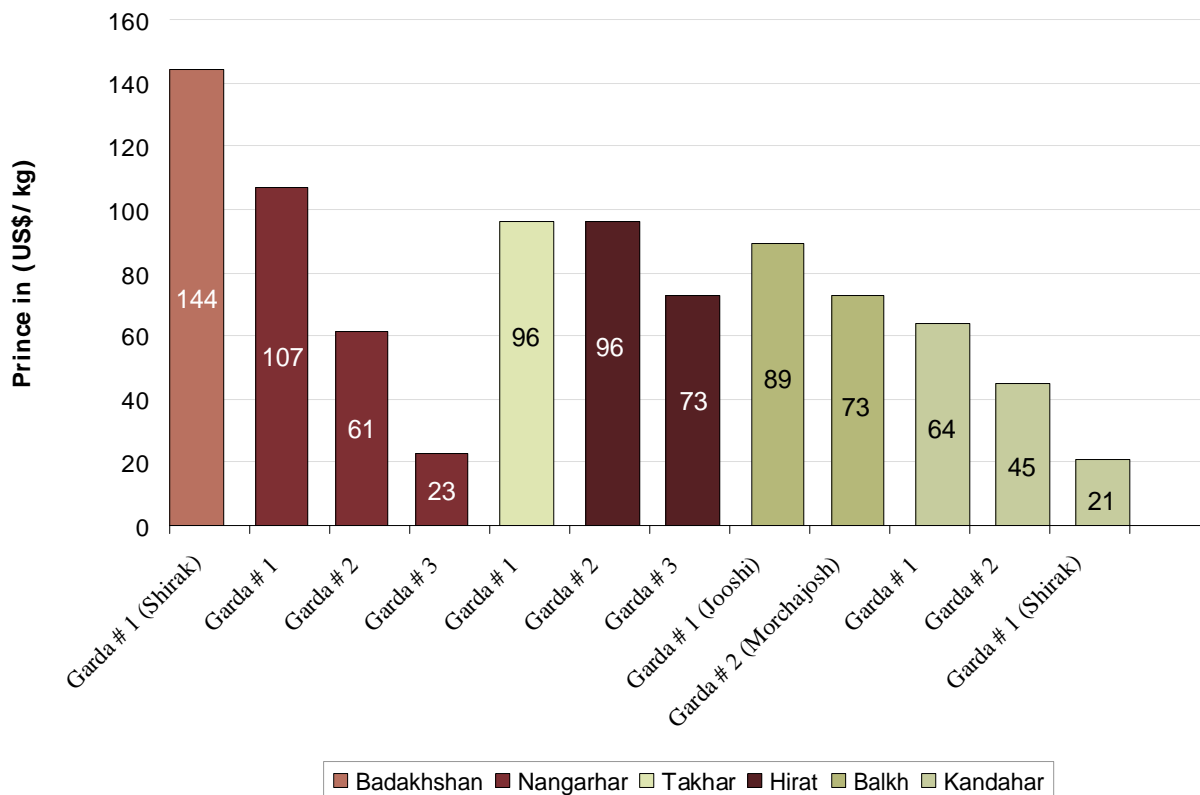
Province	Types of cannabis resin	Sep-11	Oct-11	Nov-11	Dec-11	Jan-12	Feb-12	Mar-12	Apr-12	May-12	Jun-12	Jul-12	Aug-12	Sep-12	Change (Sep-Aug) %
Badakhshan	Garda # 1 (Shirak)	165	210	208	243	223	223	222	221	220	177	117	136	144	+6%
Balkh	Garda # 1 (Jooshi)	206	231	186	152	146	132	91	94	96	93	87	97	89	-9%
	Garda # 2 (Morchajosh)	180	193	155	112	109	91	50	60	64	68	62	78	73	-6%
Hirat	Garda # 1	100	109	94	87	63	68	66	63	96	89	78	99	96	-2%
	Garda # 2	67	74	64	59	43	46	45	42	60	56	48	62	67	+8%
Kandahar	Garda # 1	103	109	106	98	89	75	74	73	73	95	89	90	64	-29%
	Garda # 2	72	73	72	65	60	47	45	44	44	67	64	65	45	-31%
	Garda # 3	46	45	44	38	33	22	22	22	22	36	31	33	21	-35%
Nangarhar	Garda # 1	99	99	99	113	79	104	103	79	70	77	91	99	107	+8%
	Garda # 2	58	66	58	49	63	72	72	39	31	46	46	53	61	+14%
	Garda # 3	23	33	33	16	24	32	32	24	17	23	23	23	23	+0%
Takhar	Garda # 1 (Shirak)	144	168	167	162	142	142	141	140	168	145	78	88	96	+9%

**Graph 5: Average<sup>12</sup> price of cannabis resin (Garda # 1, best quality) in US\$/kg, Oct 2007 - Sep 2012**



<sup>12</sup> Simple average of all observations

**Graph 6: Prices of different types of cannabis resin in Afghanistan, (US\$/kg), September 2012**



**Table 10: Prices of 1 kilogram of different types of cannabis resin in Afghanistan in local currency, August 2012- September 2012**

Province	Types of cannabis resin	Local currency	Prices of 1 kg of different types of cannabis resin in local currency		Change (Sep-Aug) %
			Aug-12	Sep-12	
Badakhshan	Garda # 1 (Shirak)	Afghani	7000	7500	+7%
Balkh	Garda # 1 (Jooshi)	Afghani	5000	4600	-8%
	Garda # 2 (Morchajosh)	Afghani	4000	3800	-5%
Hirat	Garda # 1	Iranian Tuman	200000	238000	+19%
	Garda # 2	Iranian Tuman	125000	165000	+32%
Kandahar	Garda # 1	Pakistani Rupee	8,444	6,000	-29%
	Garda # 2	Pakistani Rupee	6,111	4,222	-31%
	Garda # 3	Pakistani Rupee	3,067	2,000	-35%
Nangarhar	Garda # 1	Pakistani Rupee	9,286	10,000	+8%
	Garda # 2	Pakistani Rupee	5,000	5,714	+14%
	Garda # 3	Pakistani Rupee	2,143	2,143	+0%
Takhar	Garda # 1 (Shirak)	Afghani	4,500	5,000	+11%

## LICIT CROPS:

Prices of wheat, cotton, saffron, rice (imported) and rice (local) collected in six provinces of Afghanistan are shown in below table.

**Table 11: Prices of wheat, cotton, saffron, imported and local rice in Afghanistan in local currency, September 2012**

Province	Types of crops	Price/Kg in Pakistani Rupee (PRs)	Price/Kg in Afghani (AFs)	Price/Kg in (US\$)
Badakhshan	Wheat	-	20	0.4
Badakhshan	Rice Imported	-	89	1.7
Badakhshan	Rice Local	-	57	1.1
Balkh	Wheat	-	17	0.3
Balkh	Cotton	-	50	1.0
Balkh	Rice Imported	-	38	0.7
Balkh	Rice Local	-	70	1.3
Hirat	Wheat	-	18	0.3
Hirat	Cotton	-	90	2
Hirat	Saffron	-	80,000	1540
Hirat	Rice Imported	-	70	1.3
Hirat	Rice Local	-	60	1.2
Kandahar	Wheat	52	-	0.6
Kandahar	Cotton	210	-	2.2
Kandahar	Rice Imported	99	-	1.0
Nangarhar	Wheat	31	-	0.3
Nangarhar	Cotton	164	-	2
Nangarhar	Rice Imported	125	-	1
Nangarhar	Rice Local	48	-	0.5
Takhar	Wheat	-	18	0.3
Takhar	Rice Imported	-	78	1.5
Takhar	Rice Local	-	50	1.0

## CANNABIS AND POPPY SEEDS:

Prices of cannabis and poppy seeds are collected in eighteen provinces of Afghanistan are shown in below table.

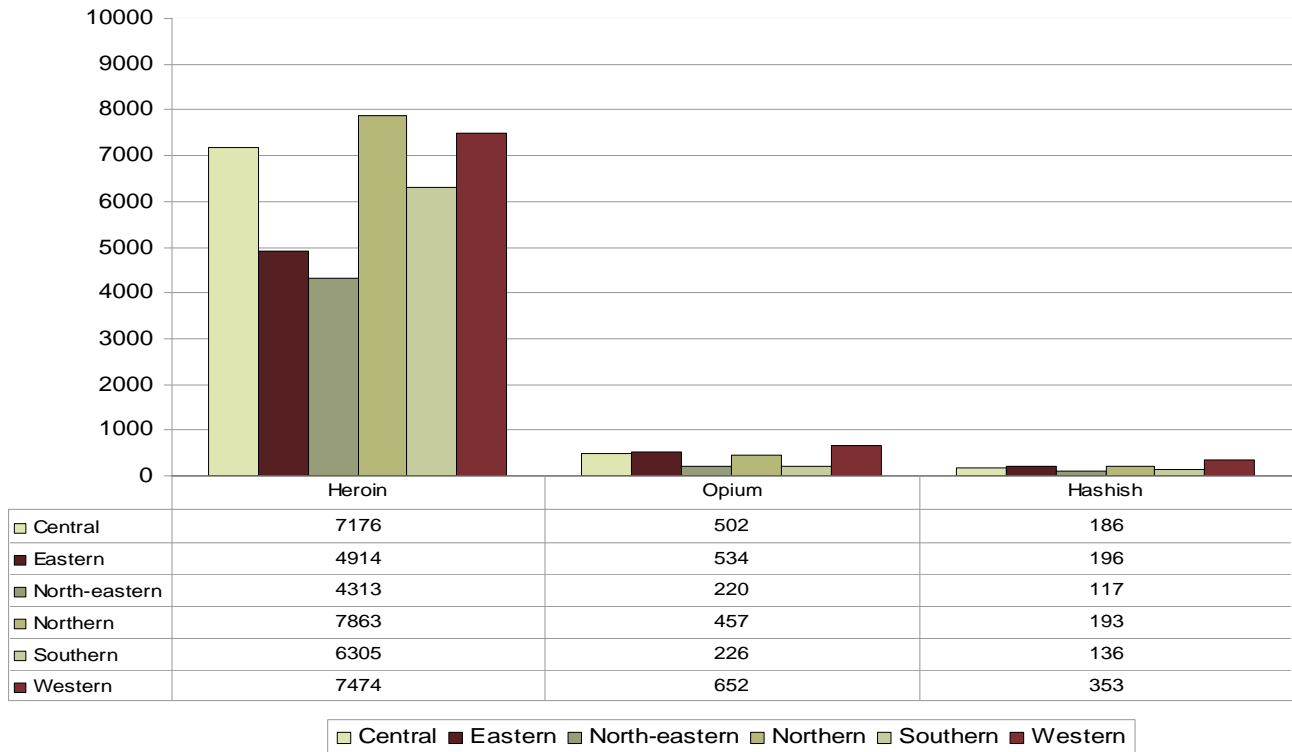
**Table 12: Prices of cannabis and poppy seeds in local currency, August 2012 – September 2012**

Province	Types of seed	Local currency	Prices of 1 kg of cannabis seed and poppy seed in local currency		Change (Sep-Aug) (%)
			Aug-12	Sep-12	
Badakhshan	Poppy seed	Afghani	30	35	+17%
	Cannabis seed	Afghani	20	25	+25%
Baghlan	Poppy seed	Afghani	35	25	-29%
	Cannabis seed	Afghani	17	12	-29%
Balkh	Poppy seed	Afghani	45	40	-11%
	Cannabis seed	Afghani	18	15	-17%
Farah	Poppy seed	Afghani	35	35	+0%
	Cannabis seed	Afghani	40	40	+0%
Faryab	Poppy seed	Afghani	65	60	-8%
	Cannabis seed	Afghani	20	18	-10%
Hilmand	Poppy seed	Afghani	37	40	+9%
	Cannabis seed	Afghani	20	22	+7%
Hirat	Poppy seed	Afghani	45	45	+0%
	Cannabis seed	Afghani	50	50	+0%
Kabul	Poppy seed	Afghani	28	30	+7%
Kandahar	Poppy seed	Afghani	38	37	-3%
	Cannabis seed	Afghani	19	20	+7%
Kapisa	Poppy seed	Afghani	27	27	-1%
Kunar	Poppy seed	Pakistani Ruppee	57	64	+12%
Laghman	Poppy seed	Pakistani Ruppee	43	43	+0%
Logar	Cannabis seed	Afghani	29	26	-12%
Nangarhar	Poppy seed	Pakistani Ruppee	100	100	+0%
	Cannabis seed	Pakistani Ruppee	21	21	+0%
Paktya	Cannabis seed	Afghani	28	27	-2%
Takhar	Poppy seed	Afghani	30	32	+7%
	Cannabis seed	Afghani	15	17	+13%
Uruzgan	Poppy seed	Afghani	38	38	+0%
	Cannabis seed	Afghani	18	19.1	+5%
Zabul	Poppy seed	Afghani	40	38	-6%
	Cannabis seed	Afghani	22	18	-16%

## PRICES OF HEROIN, OPIUM AND HASHISH AT CONSUMER LEVEL:

The consumer prices of heroin, opium and hashish collected in different regions of Afghanistan are as below. The quality of product varies in different regions.

**Graph 7: Regional average<sup>13</sup> prices of heroin, opium and hashish at consumer level in (US\$/Kg), September 2012**



**Table 13: Average<sup>14</sup> prices of Heroin, Opium and Hashish at consumer level in Afghanistan, (US\$/kg), September 2011- September 2012**

Types of drug	Average prices in (US\$/kg)													Change (Sep-Aug) (%)
	Sep-11	Oct-11	Nov-11	Dec-11	Jan-12	Feb-12	Mar-12	Apr-12	May-12	Jun-12	Jul-12	Aug-12	Sep-12	
Heroin	6,335	6,771	6,419	6,582	6,397	6,179	6,078	6,716	6,414	6,635	6,460	6,715	6,379	-5%
Opium	636	610	567	537	539	509	499	488	494	492	471	436	438	+0.5%
Hashish	312	320	274	276	282	272	263	253	255	245	224	211	206	-2%

<sup>13</sup> Simple average of all observations

<sup>14</sup> Simple average of all observations

## PRICES OF DRUGS IN PAKISTAN:

The prices of different types of opium, heroin and hashish reported from Quetta and Peshawar in Pakistan are as below:

### A. PESHAWAR

#### OPIUM:

There are three types of dry opium namely Opium - Afghanistan (opium of Afghanistan), Opium - Terra and Opium - Tapa (adulterated) available in Peshawar, Pakistan. Opium-Terra is the most expensive opium reported in Peshawar.

**Table 14: Prices of different types of opium in Peshawar, Pakistan in (US\$/Kg):**

Types of opium	Sep-12	Oct-12	Nov-12	Dec-12	Jan-12	Feb-12	Mar-12	Apr-12	May-12	Jun-12	Jul-12	Aug-12	Sep-12	Change (Sep-Aug) %
Opium - Terra	483	485	461	447	438	481	471	457	463	424	409	406	455	+12%
Opium - Afghanistan	437	439	427	413	405	425	416	397	385	361	350	342	381	+11%
Opium - Tapa (adulterated)	218	219	219	212	214	268	263	253	253	180	181	176	196	+11%

#### HEROIN:

There are three types of heroin namely White (Injection), Yellow (Batan) and Saada (Ordinary) available in Peshawar, Pakistan. White (injection) is the most expensive one. White (injection) heroin is the most expensive heroin reported in Peshawar.

**Table 15: Prices of different types of heroin in Peshawar, Pakistan in (US\$/Kg):**

Types of heroin	Sep-12	Oct-12	Nov-12	Dec-12	Jan-12	Feb-12	Mar-12	Apr-12	May-12	Jun-12	Jul-12	Aug-12	Sep-12	Change (Sep-Aug) %
Heroin - White (Injection)	5,057	5,312	5,073	4,913	4,835	4,919	4,820	5,124	5,066	4,934	4,990	4,913	5,084	+3%
Heroin - Yellow (Batan)	4,827	5,081	4,843	4,690	4,666	4,752	4,656	4,904	4,845	4,668	4,725	4,700	4,872	+4%
Heroin - Saada (Ordinary)	1,379	1,386	1,499	1,452	1,462	1,789	1,753	1,873	2,037	1,772	1,752	1,784	1,906	+7%

#### HASHISH:

There are three types of hashish namely Hashish - Garda # 1, # 2 and # 3 available in Peshawar, Pakistan. Hashish-Garda#1 is the most expensive hashish reported in Peshawar.

**Table 16: Prices of different types of Hashish in Peshawar, Pakistan in (US\$/Kg):**

Types of hashish	Sep-12	Oct-12	Nov-12	Dec-12	Jan-12	Feb-12	Mar-12	Apr-12	May-12	Jun-12	Jul-12	Aug-12	Sep-12	Change (Sep-Aug) %
Hashish - Garda # 1	575	577	577	558	585	630	624	628	551	541	573	566	572	+1%
Hashish - Garda # 2	379	381	380	369	371	391	383	408	418	403	393	385	392	+2%
Hashish - Garda # 3	241	242	242	235	236	235	230	253	363	340	340	331	318	-4%

**Table 17: Prices of different types of drugs in Peshawar, Pakistan in local currency, (Pak Rupee/kg):**

Types of drugs	Price in (Pakistani Rupee)/kg		Change (Sep-Aug) %
	Aug-12	Sep-12	
Opium -Afghanistan	32,000	36,000	+13%
Opium -Tapa (Adulterated)	16,500	18,500	+12%
Opium -Terra	38,000	43,000	+13%
Heroin -White (Injection)	460,000	480,000	+4%
Heroin -Yellow (Batan)	440,000	460,000	+5%
Heroin -Saada (Ordinary)	167,000	180,000	+8%
Hashish -Garda # 1	53,000	54,000	+2%
Hashish -Garda # 2	36,000	37,000	+3%
Hashish -Garda # 3	31,000	30,000	-3%



## B. QUETTA

### OPIUM:

Table 18: Prices of different quality of opium in Quetta, Pakistan in (US\$/Kg):

Quality of opium	Aug-12	Sep-12	Change (Sep-Aug) %
High quality	427	455	+7%
Medium quality	385	402	+5%
Low quality	320	371	+16%

### HEROIN:

Table 19: Prices of different quality of heroin in Quetta, Pakistan in (US\$/Kg):

Quality of heroin	Aug-12	Sep-12	Change (Sep-Aug) %
High quality (Crystal)	6,409	6,355	-1%
Medium quality	3,739	3,601	-4%
Low quality	2,670	2,383	-11%

### HASHISH:

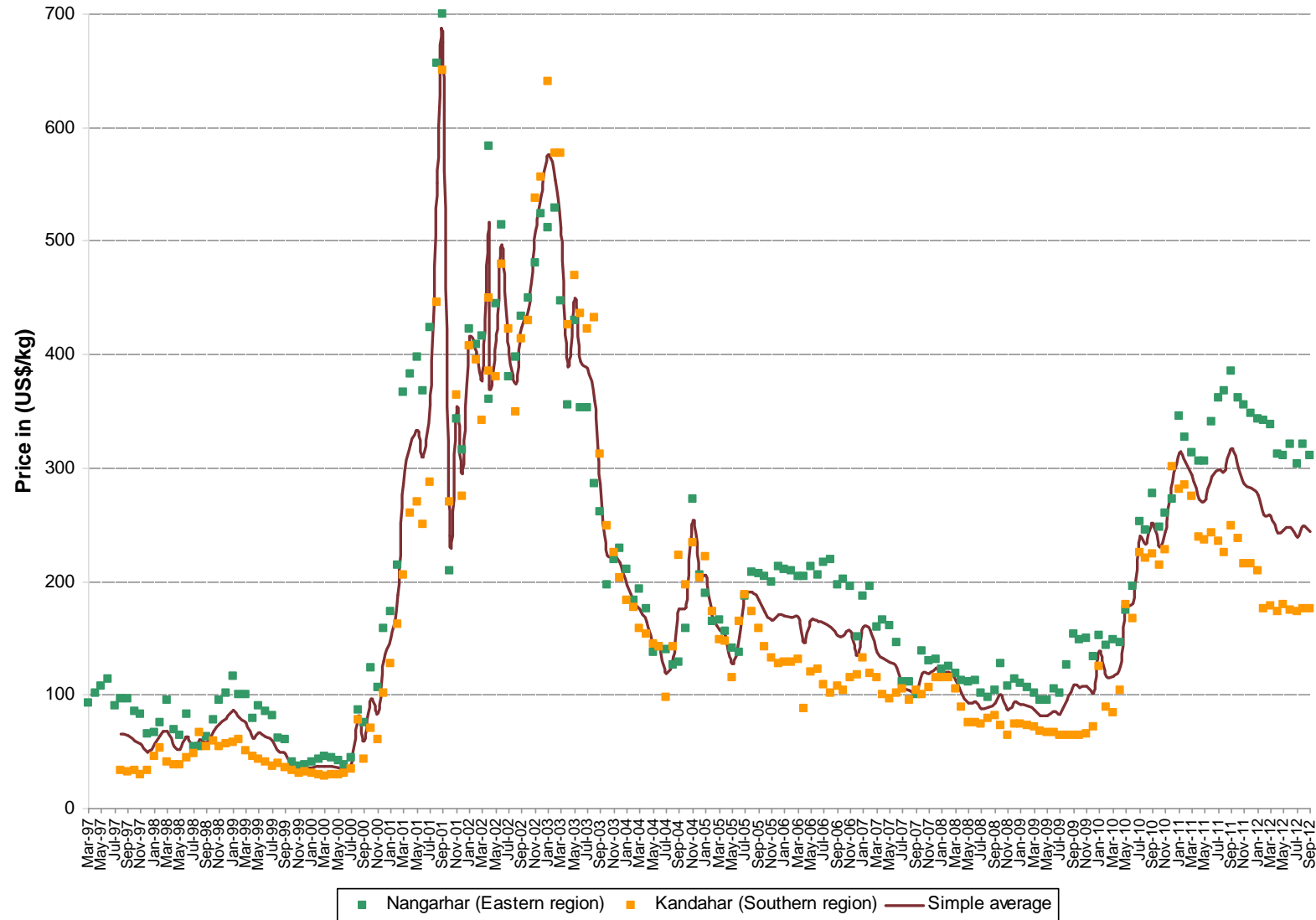
Table 20: Prices of different quality of Hashish in Quetta, Pakistan in (US\$/Kg):

Quality of hashish	Aug-12	Sep-12	Change (Sep-Aug) %
High quality	342	360	+5%
Medium quality	299	318	+6%

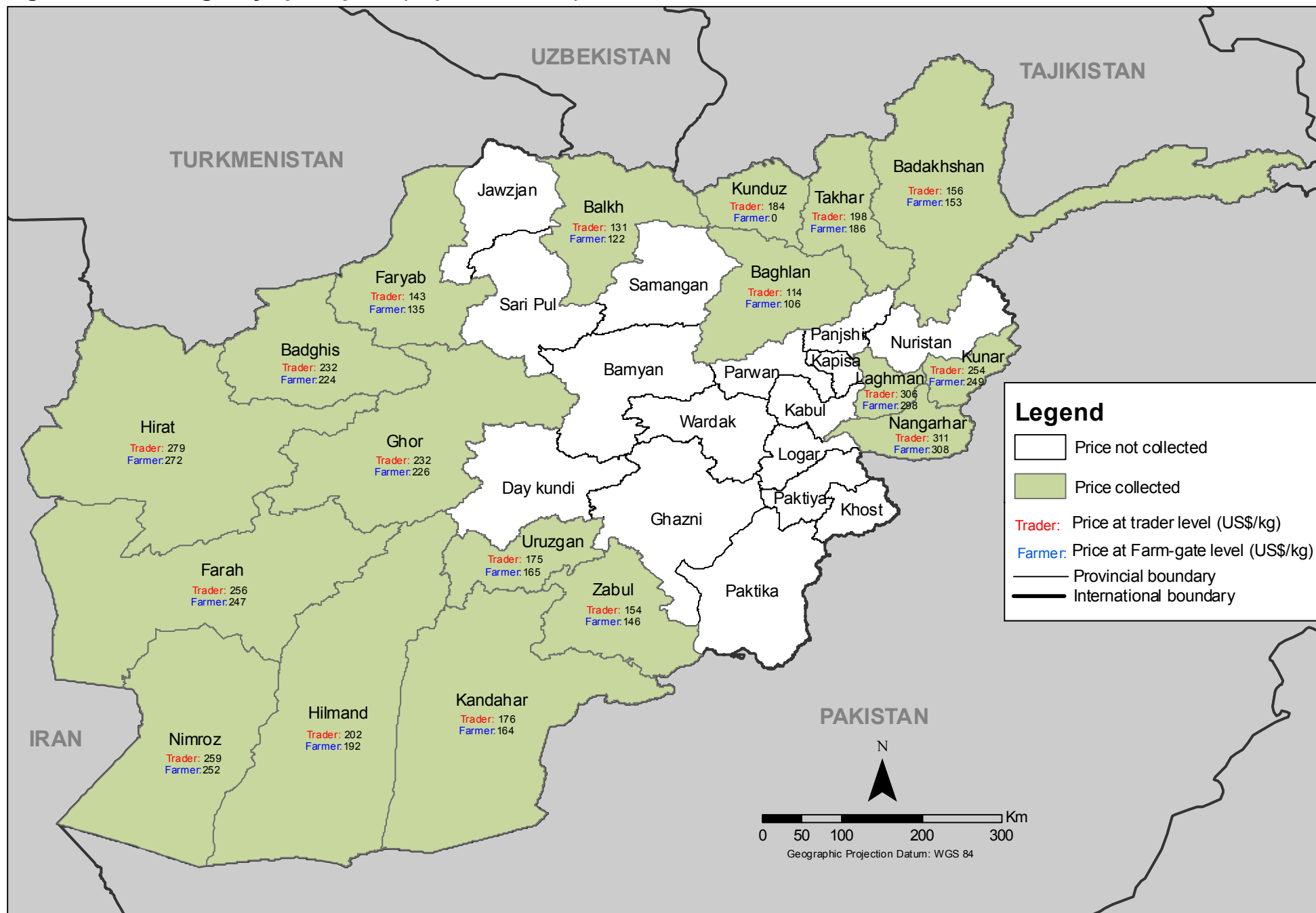
Table 21: Prices of different types of drugs in Quetta, Pakistan in local currency, (Pak Rupee/kg):

Types of drugs	Price in (Pakistani Rupee)/kg		Change (Sep-Aug) %
	Aug-12	Sep-12	
Opium -High quality	40,000	43,000	+8%
Opium -Medium quality	36,000	38,000	+6%
Opium -Low quality	30,000	35,000	+17%
Heroin -High quality (Crystal)	600,000	600,000	+0%
Heroin -Medium quality	350,000	340,000	-3%
Heroin -Low quality	250,000	225,000	-10%
Hashish -High quality	32,000	34,000	+6%
Hashish -Medium quality	28,000	30,000	+7%

Graph 8: Average price of dry opium collected from traders in Nangarhar and Kandahar provinces (US\$/Kg), March 1997 – September 2012



# Afghanistan: Average dry opium price (September 2012)



Source: Government of Afghanistan - National monitoring system implemented by MCN / UNODC

Note: The boundaries and names shown and the designations used on this map do not imply official endorsement or acceptance by the United Nations.

