



**Islamic Republic of Afghanistan  
Ministry of Counter Narcotics**



**UNODC**  
United Nations Office on  
Drugs and Crime

September 2010 مطابق سنبله ۱۳۸۹ هجری-شمسی

## Afghanistan Opium Price Monitoring Monthly Report



**Ministry of Counter Narcotics, Islamic Republic of Afghanistan, Kabul  
And  
United Nations Office on Drugs and Crime, Kabul**

Summary

- Opium prices are collected from 15 of 34 provinces. The prices are collected for dry and fresh opium from traders (Trader prices) and farmers (farm gate prices). Heroin and cannabis resin prices are also collected from six province of Afghanistan and Peshawar, the nearest town in Pakistan.

- Dry opium prices**

Dry Opium	Sep-09	Sep-10	Increase/ Decrease (%)
Farm gate price (US\$/Kg)	78	207	165%
Trader price (US\$/Kg)	84	226	169%

- Fresh opium prices**

Fresh Opium	Sep-09	Sep-10	Increase/ Decrease (%)
Farm gate price (US\$/Kg)	60	173	188%
Trader price (US\$/Kg)	65	184	183%

- Heroin and cannabis resin prices in Afghanistan**

Afghanistan	Sep-09	Sep-10	Increase/ Decrease (%)
Heroin (US\$/Kg)	2174	3225	48%
Cannabis (US\$/Kg)	52	125	140%

- Heroin and Hashish prices in Peshawar, Pakistan**

Peshawar, Pakistan	Sep-09	Sep-10	Increase/ Decrease (%)
Heroin (US\$/Kg)	2400	4437	85%
Cannabis (US\$/Kg)	336	677	101%

## DRY OPIUM:

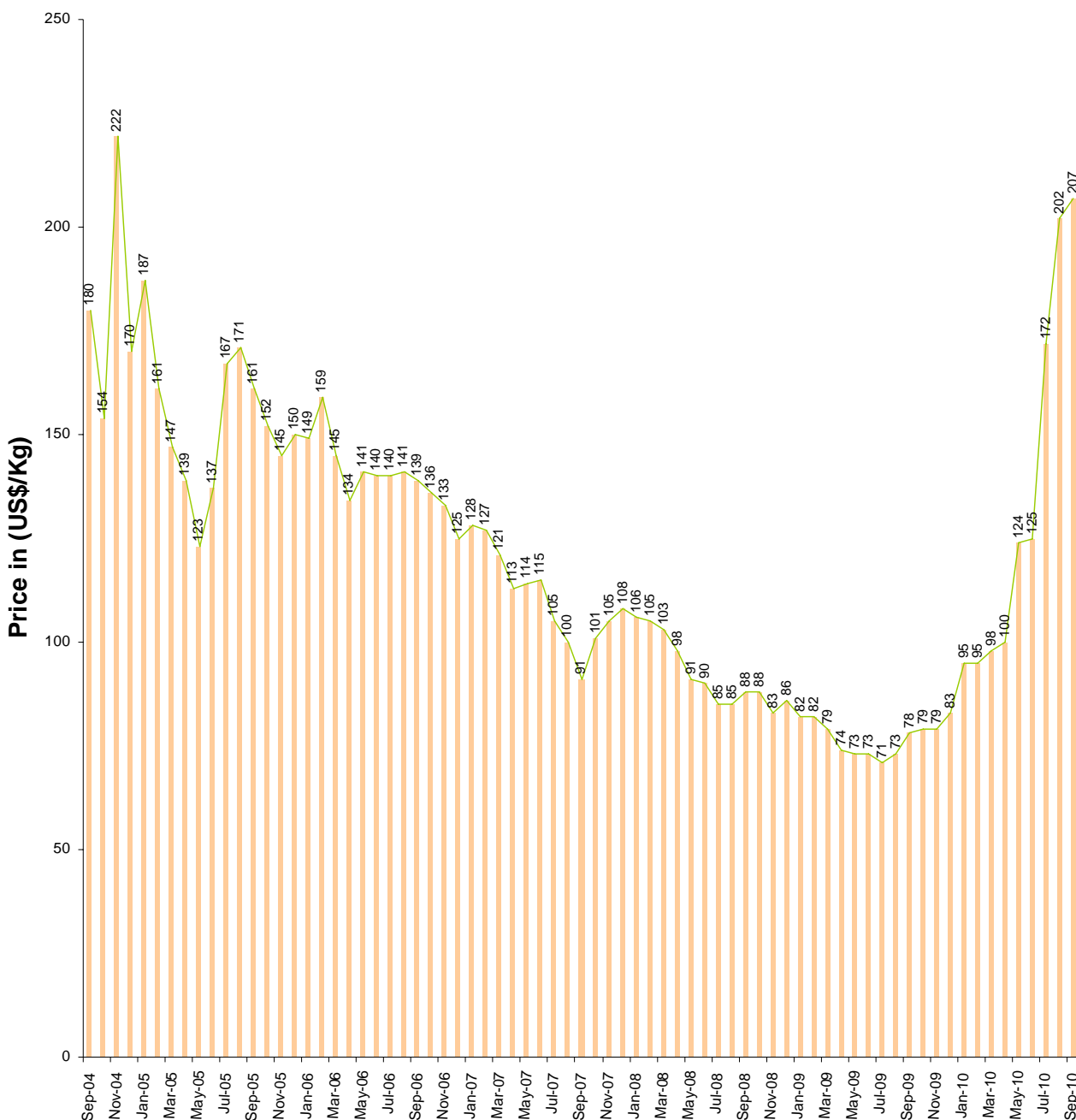
### FARM GATE PRICE:

At the end of September 2010, the national average price for one kilogram of dry opium in Afghanistan at the farm gate level was **US\$ 207/kg** with **3%** increase compared to price reported in August 2010 (**US\$ 202/kg**). The dry opium price at the farm gate level has increasing trend since July 2009. The price is getting close to the highest price reported since September 2004 which was in November 2004 (**US\$ 222/kg**).

The increase in the price of dry opium at the farm-gate level is due to speculation of further increase in prices of opium in the market. This year the opium production has reduced in the disease affected crops in the southern and western provinces.

The average dry opium price is **165%** higher than the price reported in September 2009 which was **US\$ 78/kg**.

Graph 1: <sup>1</sup> Average price of dry opium from September 2004 to September 2010



<sup>1</sup> Simple average of all observations

**TRADER PRICE:**

At the end of September 2010, the national average dry opium price collected from traders was **US\$ 226/kg** with **8%** increase compared to the price reported in August 2010 (**US\$ 209/kg**).

The average dry opium price is **169%** higher than the price reported in September 2009 which was **US\$ 84/kg**.

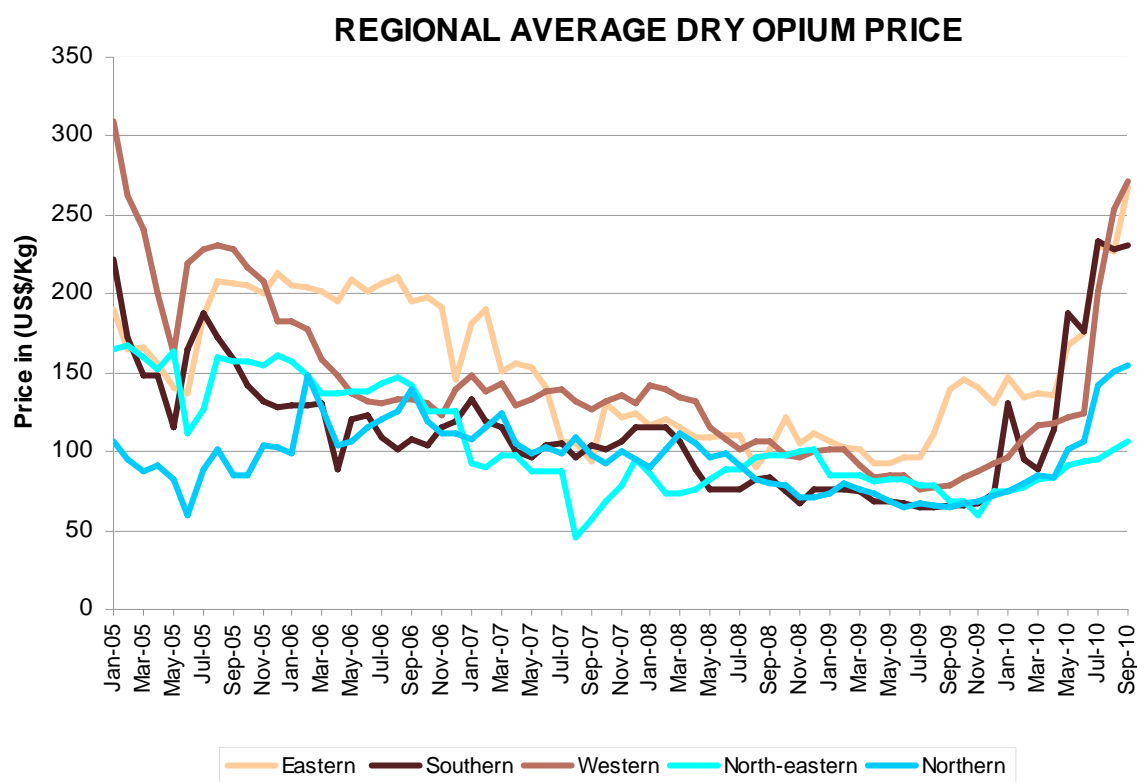
Dry opium price collected from traders has increased by **18%, 1%, 7%, 4% and 3%** in Easterns, southern, Western, North-eastern and Northern regions respectively. The average price of opium during September 2010 is **US\$ 226/Kg** with an increased of **8%** than last month.

The further increase in the price of dry opium at the trader level is due to high speculation in the market because of disease affecting the opium crop this year.

**Table 1: Regional average<sup>2</sup> price of dry opium collected from traders (US\$/Kg)**

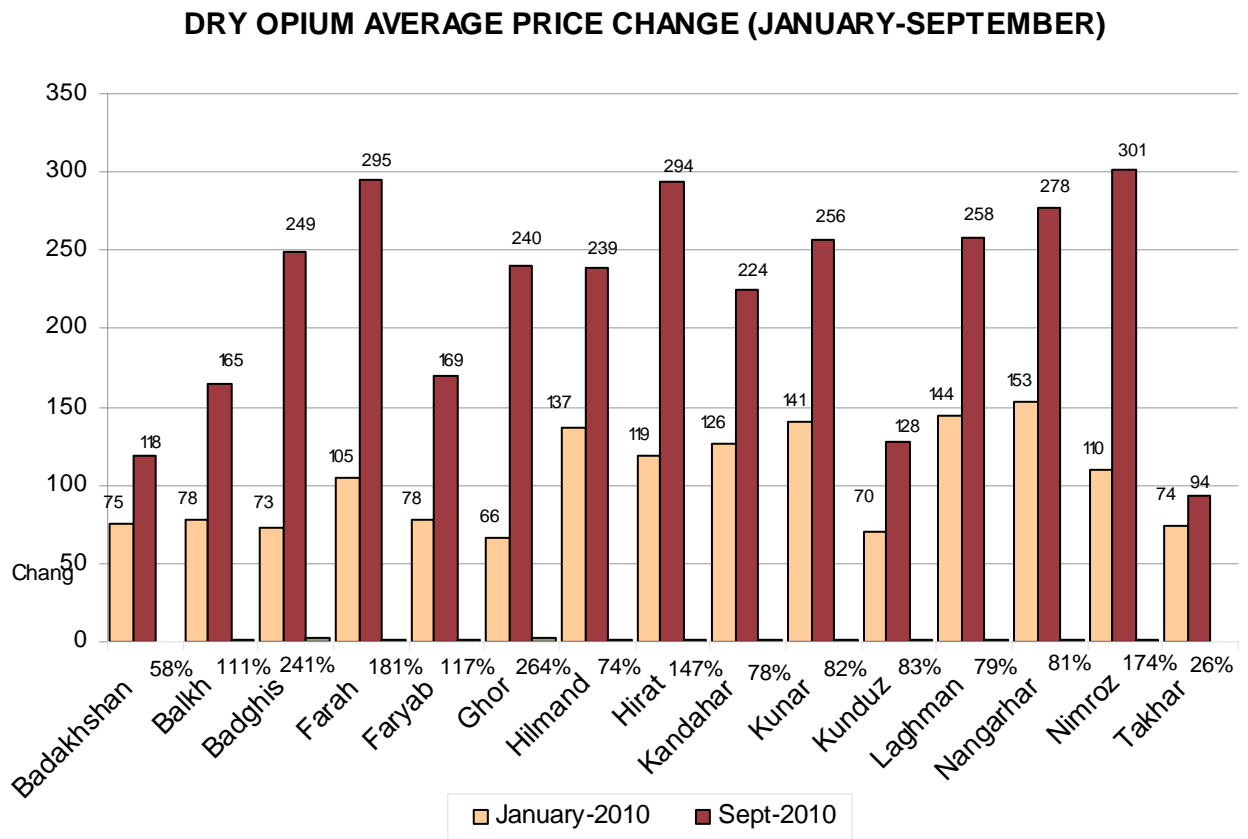
Region	Price of Dry Opium (USD/Kg)		
	Aug-10	Sep-10	Change
Eastern region (Kunar, Laghman, Nangarhar)	227	267	18%
Southern region (Hilmand, Kandahar)	228	231	1%
Western region (Badghis, Farah, Ghor, Hirat, Nimroz)	254	272	7%
North-eastern region (Badakhshan, Takhar)	102	106	4%
Northern region (Balkh, Faryab, Kunduz)	151	155	3%
<b>Average</b>	<b>209</b>	<b>226</b>	<b>8%</b>

**Graph 2: Regional average<sup>2</sup> price of dry opium from traders (January 2005- September 2010)**



<sup>2</sup> Simple average of all observations

**Graph 3: Provincial average price of dry opium collected from traders, US\$/Kg (Jan 2010 - September 2010)**



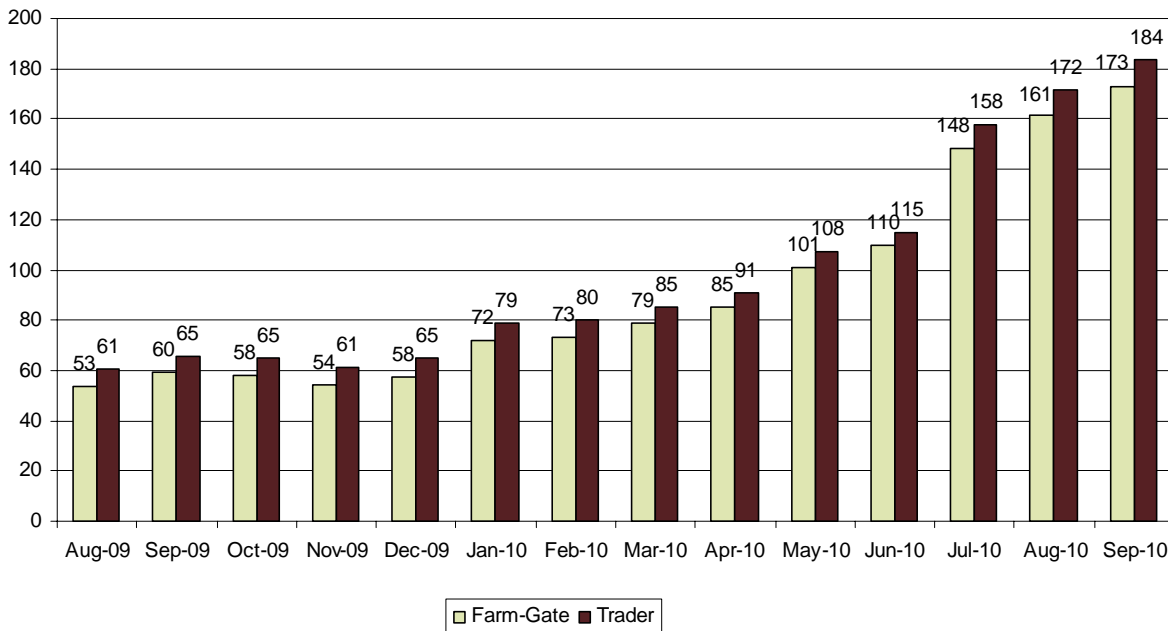
**Table 2: Price of Afghanistan dry opium in Peshawar, Pakistan (US\$/Kg):**

	Sep-09	Oct-09	Nov-09	Dec-09	Jan-10	Feb-10	Mar-10	Apr-10	May-10	Jun-10	Jul-10	Aug-10	Sep-10
Dry Opium	156	180	143	153	139	198	207	213	326	233	291	289	350

## FRESH OPIUM:

At the end of September 2010, the national average price of fresh opium was **US\$ 173/kg** at farm gate level with **7% increase** and **US\$ 184/kg** at trader level with **7% increase** compared to the prices reported last month (**US\$ 161/kg** and **US\$ 172/kg**) respectively. Fresh opium has increasing trend since November 2009.

**FRESH OPIUM AVERAGE PRICE**



## HEROIN:

MCN (Ministry of Counter Narcotics) and UNODC regional offices in Afghanistan and Pakistan reported the prices for Heroin as below (prices of best quality considered).

**Table 3: Heroin Price in Afghanistan and Pakistan (US\$/Kg)**

Afghanistan	Sep-09	Oct-09	Nov-09	Dec-09	Jan-10	Feb-10	Mar-10	Apr-10	May-10	Jun-10	Jul-10	Aug-10	Sep-10
Badakhshan	2526	2536	2539	2539	2633	2610	2595	2664	2736	2743	2715	2816	2813
Balkh	2650	2700	2750	2800	3000	3100	3150	3300	3900	4000	4169	4322	4540
Hirat	1509	1505	1508	1509	1514	1539	1535	1505	1602	1650	1905	2115	2184
Nangarhar	1866	1857	1853	1769	1847	2510	2541	2186	2517	2955	3194	3278	3456
Kandahar	2270	2275	2280	2320	2640	3200	2990	2280	2310	2350	3023	3020	3700
Takhar	2223	2232	2234	2234	2317	2296	2226	2326	2586	2592	2602	2707	2658
<b>Average</b>	<b>2174</b>	<b>2184</b>	<b>2194</b>	<b>2195</b>	<b>2325</b>	<b>2543</b>	<b>2506</b>	<b>2377</b>	<b>2609</b>	<b>2715</b>	<b>2935</b>	<b>3043</b>	<b>3225</b>

Pakistan	Sep-09	Oct-09	Nov-09	Dec-09	Jan-10	Feb-10	Mar-10	Apr-10	May-10	Jun-10	Jul-10	Aug-10	Sep-10
Peshawar	2400	2636	2152	2234	2251	2568	2364	2479	2909	2909	3255	4276	4437

Heroin price has increasing trend since April 2010 in Afghanistan and since March 2010 in Pakistan.

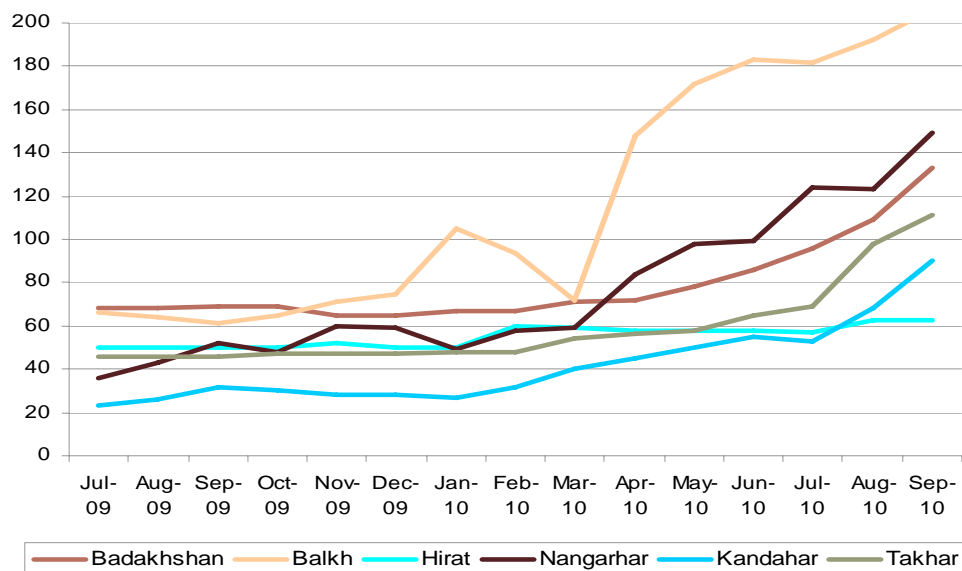
## CANNABIS RESIN:

MCN (Ministry of Counter Narcotics) and UNODC regional offices in Afghanistan and Pakistan reported the prices for cannabis resin and hashish respectively as below (prices of best quality considered).

**Table 4: Cannabis resin price in Afghanistan (US\$/Kg)**

Afghanistan	Sep-09	Oct-09	Nov-09	Dec-09	Jan-10	Feb-10	Mar-10	Apr-10	May-10	Jun-10	Jul-10	Aug-10	Sep-10
Badakhshan	69	69	65	65	67	67	71	72	78	86	96	109	133
Balkh	61	65	71	75	105	94	72	148	172	183	182	192	206
Hirat	50	50	52	50	50	60	59	58	58	58	57	63	63
Nangarhar	52	48	60	59	49	58	59	84	98	99	124	123	149
Kandahar	32	30	28	28	27	32	40	45	50	55	53	68	90
Takhar	46	47	47	47	48	48	54	56	58	65	69	98	111
<b>Average</b>	<b>52</b>	<b>52</b>	<b>54</b>	<b>54</b>	<b>58</b>	<b>60</b>	<b>59</b>	<b>77</b>	<b>86</b>	<b>91</b>	<b>97</b>	<b>109</b>	<b>125</b>

**Graph 4: Average price of cannabis resin, US\$/Kg (July 2009 – September 2010)**



Cannabis resin price was stable till December 2009 but after January 2010 it has increasing trends.

**Table 5: Hashish price in Peshawar, Pakistan (US\$/Kg)**

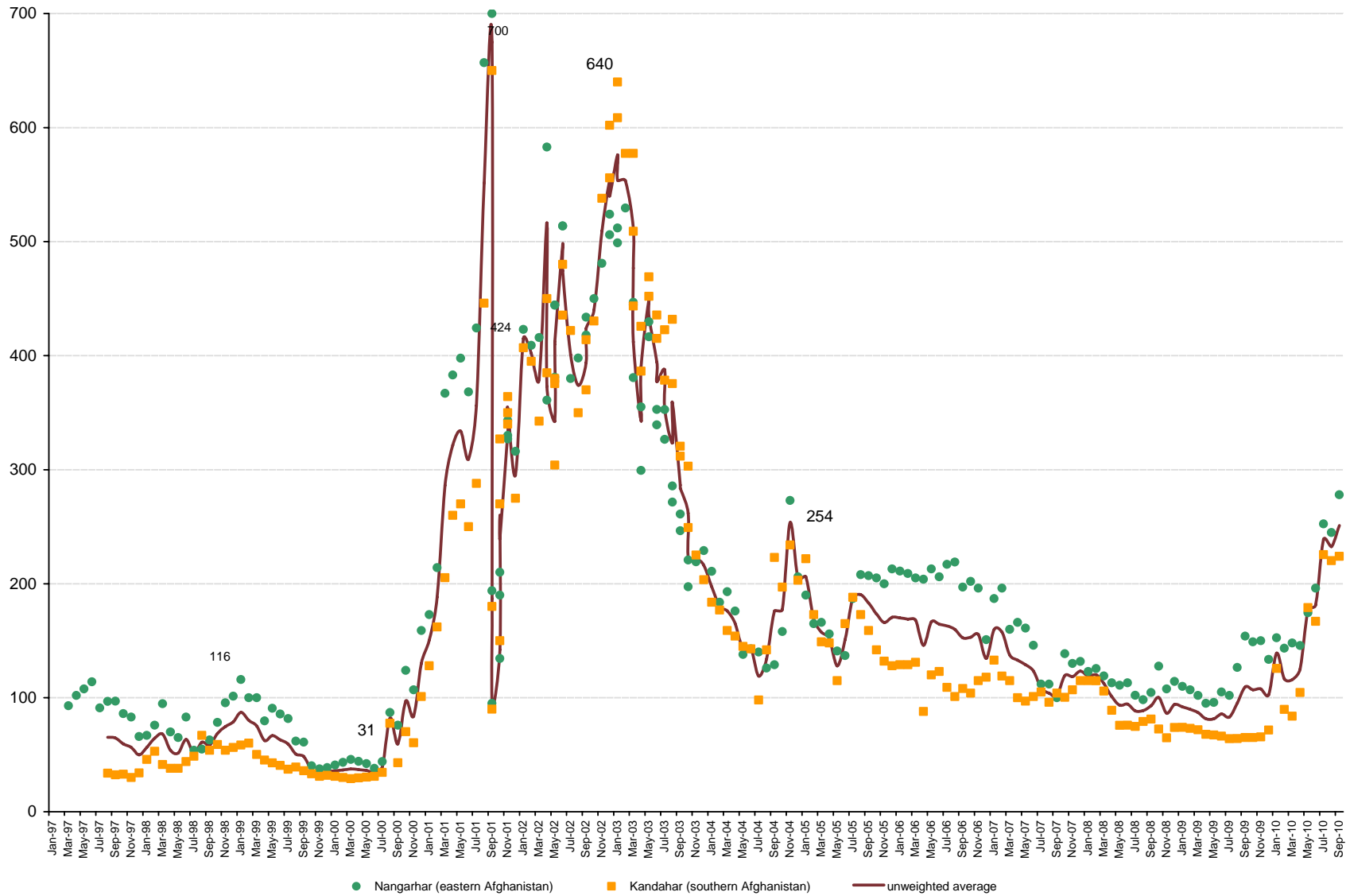
Pakistan	Sep-09	Oct-09	Nov-09	Dec-09	Jan-10	Feb-10	Mar-10	Apr-10	May-10	Jun-10	Jul-10	Aug-10	Sep-10
Peshawar	336	312	227	200	254	374	473	531	582	582	523	624	677

**Table 6: Number of observations of dry and fresh opium prices**

	Number of observations (n)		Number of provinces price collected
	Farm-gate price	Trader price	
Dry Opium	199	187	15
Fresh Opium	140	140	13

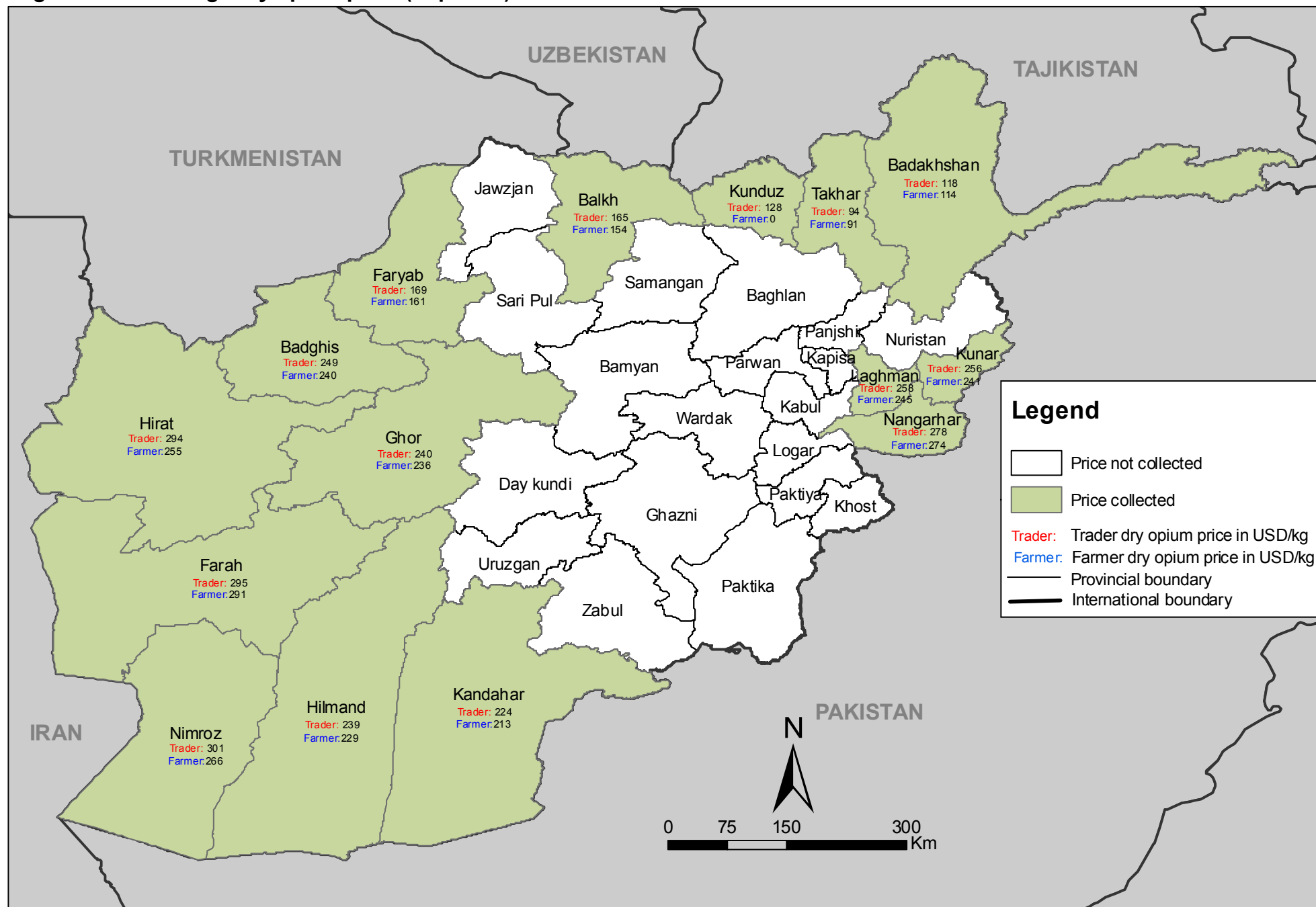
Graph 5:

Average price of dry opium in Nangarhar and Kandahar provinces collected from traders (US\$/kg), March 1997 - September 2010





# Afghanistan: Average dry opium price (Sep 2010)



Source: Government of Afghanistan - National monitoring system implemented by MCN / UNODC

Note: The boundaries and names shown and the designations used on this map do not imply official endorsement or acceptance by the United Nations.

## Regional grouping of provinces for the opium poppy survey in Afghanistan



Source: Government of Afghanistan - National monitoring system implemented by UNODC  
 Note: The boundaries and names shown and the designations used on this map do not imply official endorsement or acceptance by the United Nations.