



**Islamic Republic of Afghanistan
Ministry of Counter Narcotics**



**UNODC
United Nations Office on
Drugs and Crime**

October 2012 مطابق عقرب ۱۳۹۱ هجری - شمسی

Afghanistan Opium Price Monitoring Monthly Report



**Ministry of Counter Narcotics, Islamic Republic of Afghanistan, Kabul
And
United Nations Office on Drugs and Crime, Kabul**

Summary

- Prices are collected in the last week of every month from around twenty farmers and twenty traders depending on the availability of the farmers and traders. Prices are collected by MCN Survey coordinators generally from different farmers and traders each month; however the price data collection is sourced from a few known farmers and traders as well.
- Opium prices are collected from 18 of 34 provinces namely Badakhshan, Baghlan, Badghis, Balkh, Farah, Faryab, Ghor, Hilmand, Hirat, Kandahar, Kunar, Kunduz, Laghman, Nangarhar, Nimroz, Uruzgan, Takhar and Zabul. The province of Baghlan has been included in the opium price monitoring as of August 2011 and the provinces of Uruzgan and Zabul have been included in the opium price monitoring as of September 2011. The prices of dry and fresh opium are collected from farmers (at farm-gate level) and traders (at trader level).
- Different varieties of heroin, morphine and cannabis resin prices are collected from six provinces of Afghanistan namely Badakhshan, Balkh, Hirat, Nangarhar, Kandahar and Takhar.
- As of February 2011, prices of some licit crops such as wheat, saffron, imported and local rice is also collected from six provinces of Afghanistan.
- As of March 2012, prices of poppy seeds, cannabis seeds and acetic anhydride are included in the report as well.
- Different varieties of opium, heroin and hashish prices are also collected for Peshawar the nearest town in Pakistan. Prices are collected and reported by UNODC office in Peshawar, Pakistan.
- As of August 2012, drug prices from Quetta province of Pakistan are collected and included in this report as well. Quetta has common border with Kandahar province of Afghanistan in the south.
- As of August 2011, prices are also presented in local currency for convenience of certain analysis; however the national average prices are presented in USD. At the regional level, average prices are reflected in local currency with exception of the Western region since prices are reported in two different currencies.
- Prices are reported in different currencies in different regions. The prices in Eastern region (Kunar, Laghman and Nangarhar) and Southern region (Kandahar, Hilmand, Uruzgan and Zabul) are reported in Pakistani rupees. In Northern (Balkh, Baghlan, Farayb) and North-eastern (Badakhshan, Kunduz, Takhar) regions, the prices are reported in Afghani. However, prices are reported in two different currencies namely Afghani and Iranian Tuman in Western region. The prices are converted in US\$ using the exchange rate from oanda.com site considering the rates on the same date the observation is made.
- **Average¹ price of dry Opium in Afghanistan, (US\$/kg)**

Dry Opium	Oct-11	Oct-12	Increase/ Decrease (%)
<i>Farm-gate price (US\$/Kg)</i>	258	193	-25%
<i>Trader price (US\$/Kg)</i>	273	201	-26%

- **Average² price of fresh Opium in Afghanistan, (US\$/kg)**

Fresh Opium	Oct-11	Oct-12	Increase/ Decrease (%)
<i>Farm-gate price (US\$/Kg)</i>	221	159	-28%
<i>Trader price (US\$/Kg)</i>	232	165	-29%

¹ Simple average of all observations

² Simple average of all observations

- **Average³ price of Cannabis Resin in Afghanistan, (US\$/kg)**

Types of cannabis resin	Oct-11	Oct-12	Increase/ Decrease (%)
<i>Cannabis resin (Garda # 1) price (US\$/kg)</i>	154	92	-40%
<i>Cannabis resin (Garda # 2) price (US\$/kg)</i>	101	59	-42%
<i>Cannabis resin (Garda # 3) price (US\$/kg)</i>	39	25	-36%

- **Heroin and Hashish (best quality) prices in Peshawar, Pakistan (US\$/kg)**

Best quality of Heroin/Hashish	Oct-11	Oct-12	Increase/Decrease (%)
<i>Heroin - White (Injection) price (US\$/kg)</i>	5,312	5,031	-5%
<i>Hashish - (Garda # 1) price (US\$/kg)</i>	577	551	-5%

- **Heroin and Hashish (best quality) prices in Quetta, Pakistan (US\$/kg)**

Best quality of Heroin/Hashish	Sep-12	Oct-12	Increase/Decrease (%)
<i>Heroin - High quality (Crystal) price (US\$/kg)</i>	6,355	6,362	+0.1%
<i>Hashish - High quality price (US\$/kg)</i>	360	382	+6%

Note: Price for 2011 is not available.

- **Average⁴ price of Heroin, Opium and Hashish at consumer level in Afghanistan, (US\$/kg)**

Types of drugs	Oct-11	Oct-12	Increase/Decrease (%)
Heroin	6,771	6,070	-10%
Opium	610	423	-31%
Hashish	320	213	-34%

- **Average price of Wheat, Cotton, Saffron, Imported and Local Rice in Afghanistan, (US\$/kg)**

Types of crops	Oct-11	Oct-12	Increase/Decrease (%)
Wheat	0.44	0.39	-11%
Cotton	1.86	1.6	-14%
Saffron	1792	1,511	-16%
Rice (imported)*	NA	1.3	-
Rice (local)*	NA	1.0	-

* Price for October 2011 is not available for imported and local rice.

³ Simple average of all observations

⁴ Simple average of all observations

- **Average price of poppy and cannabis seeds in Afghanistan, (US\$/kg)**

Types of seeds	Sep-12	Oct-12	Increase/Decrease (%)
Cannabis seed	0.43	0.42	-3%
Poppy seed	0.72	0.68	-5%

Note: Price for 2011 is not available.

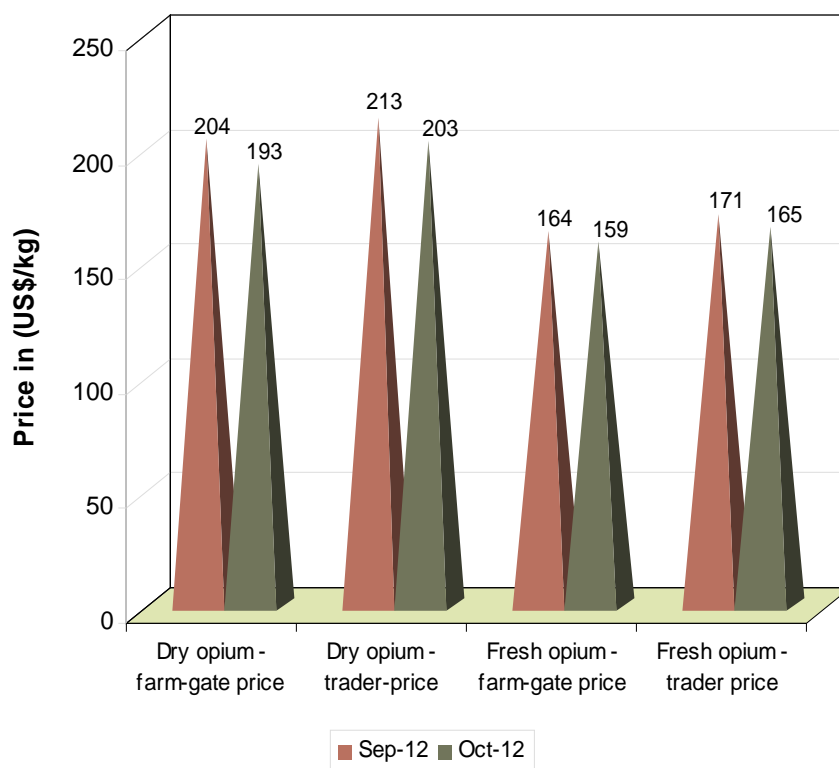
- **Average price of acetic anhydride in Afghanistan, (US\$/Lit)**

Variety of Acetic Anhydride	Sep-12	Oct-12	Increase/Decrease (%)
Acetic Anhydride - A*	223	217	-3%
Acetic Anhydride - B*	181	191	+5%
Acetic Anhydride - C*	171	157	-8%
Acetic Anhydride - D*	180	180	0%
Acetic Anhydride - E*	172	180	+5%
Acetic Anhydride - F*	164	173	+6%

Note: Price for 2011 is not available.

* A, B, C, D, E, F represent different variety of acetic anhydride in Afghanistan.

Price change of Dry Opium and Fresh Opium between September 2012 and October 2012

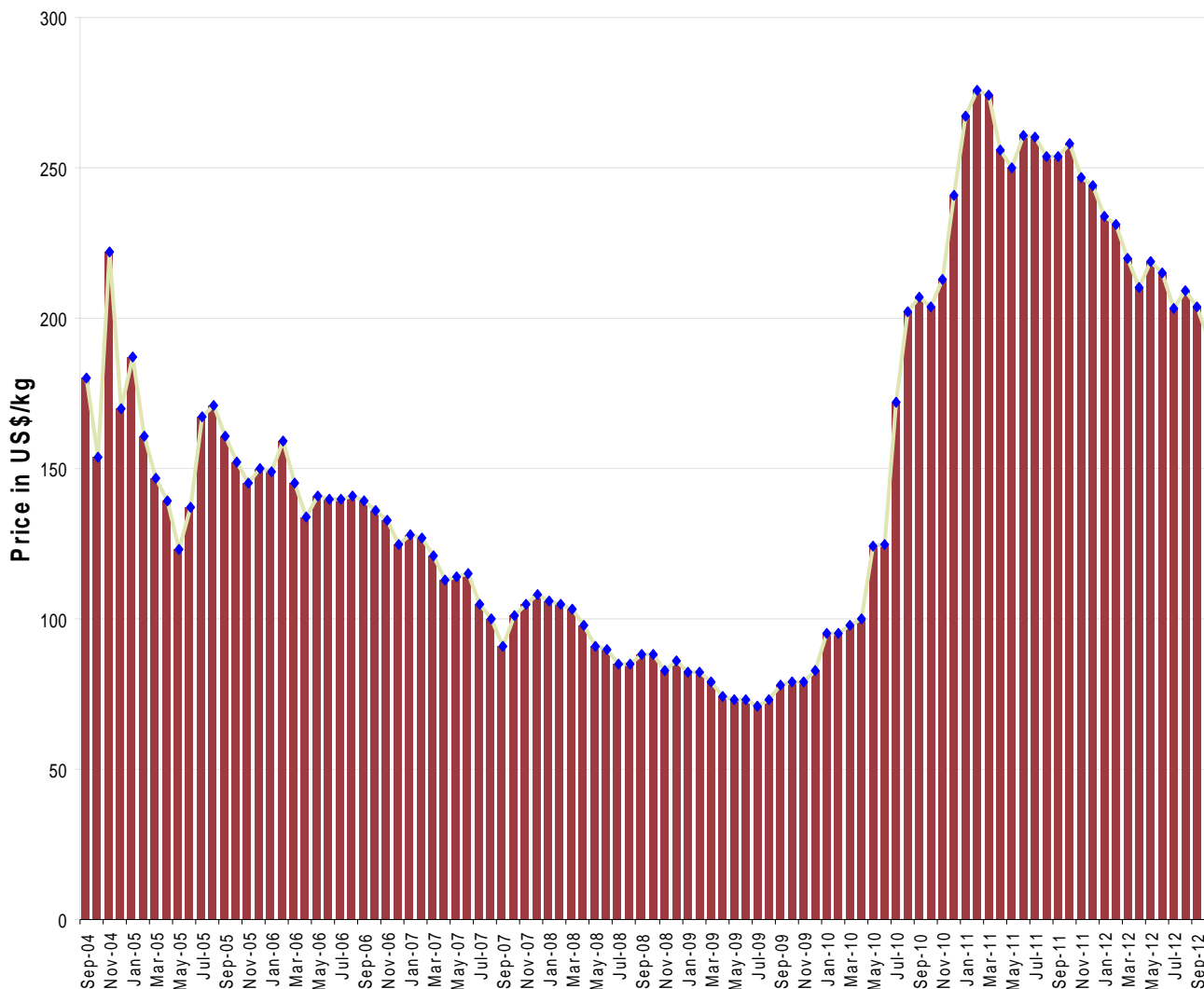


DRY OPIUM:

FARM-GATE PRICE:

The national average price for one kilogram of dry opium in Afghanistan at the farm-gate level was **US\$ 193/kg** at the end of October with **6%** drop compared to price reported in September 2012 (**US\$ 204/kg**). The average dry opium price at the farm-gate level in October 2012 is **25%** lower than the price reported in October 2011 which was **US\$ 258/kg**. The dry opium price has a decreasing trend since February 2011.

Graph 1: National ⁵Average price of dry opium at farm-gate level from September 2004 to October 2012



Dry Opium (Chaynaki Quality):

FARM-GATE PRICE

Price of opium (dry) was not found to be varying in different regions depending on the quality except in Balkh and Hilmand provinces where another quality of dry opium by the name of **Chaynaki** is available at Farm-gate and trader level. The **Chaynaki** quality of dry opium is too much air dried. The average price of 1 kilogram of **Chaynaki** dry opium at Farm-gate level in Balkh province is **US\$ 170/kg** in October 2012 showing a decrease of **13%** compared to the price reported in September 2012 (**US\$ 196**). The average price of 1 kilogram of **Chaynaki** dry opium at farm-gate level in Hilmand province is **US\$ 422/kg** in October 2012 with a decrease of **1%** compared to the price reported in September 2012 (**US\$ 424**).

⁵ Simple average of all observations

Table 1: Average⁶ price of dry opium (Chaynaki quality) at farm-gate level (US\$/Kg)

Dry Opium (Chaynaki quality)	Balkh		Change (Oct-Sep) %	Hilmand		Change (Oct-Sep) %
	Sep12	Oct-12		Sep-12	Oct-12	
<i>Farm-gate price (US\$/Kg)</i>	196	170	-13%	424	422	-1%

TRADER PRICE:

The national average dry opium price collected from traders was **US\$ 201/kg** at the end of October showing **5%** decrease compared to the price reported in September 2012 (**US\$ 213/kg**). The average dry opium price at trader level in October 2012 is **26%** lower than the price reported in October 2011 which was **US\$ 273/kg**.

Dry opium price collected from traders has decreased by 12%, 8%, 5%, 2% and 1% in North-eastern, Western Eastern, Northern and Southern regions respectively.

Table 2: Regional average⁷ price of dry opium collected from traders (US\$/Kg)

Region	Price of Dry Opium (US\$/Kg)		Change (Oct-Sep) %
	Sep-12	Oct-12	
Eastern region (Kunar, Laghman, Nangarhar)	290	275	-5%
Southern region (Hilmand, Kandahar, Uruzgan, Zabul)	180	179	-1%
Western region (Badghis, Farah, Ghor, Hirat, Nimroz)	252	233	-8%
North-eastern region (Badakhshan, Kunduz, Takhar)	180	159	-12%
Northern region (Baghlan, Balkh, Faryab)	130	128	-2%
Average	213	201	-5%

Dry Opium (Chaynaki Quality):

TRADER PRICE:

In Balkh province, the average price of 1 kilogram of **Chaynaki** dry opium at trader level is **US\$ 181/kg** in October 2012 showing a decrease of **13%** compared to the price reported in September 2012 (**US\$ 209/kg**). In Hilmand province, the average price of 1 kilogram of **Chaynaki** dry opium at trader level is **US\$ 426/kg** in October 2012 decreased by **1%** compared to the price reported in September 2012 (**US\$ 430**)

Table 3: Average⁸ price of dry opium (Chaynaki quality) at trader level (US\$/Kg)

Dry Opium (Chaynaki quality)	Balkh		Change (Oct-Sep) %	Hilmand		Change (Oct-Sep) %
	Sep-12	Oct-12		Sep-12	Oct-12	
<i>Trader price (US\$/Kg)</i>	209	181	-13%	430	426	-1%

⁶ Simple average of all observations

⁷ Simple average of all observations

⁸ Simple average of all observations

Graph 2: Regional average² price of dry opium from traders (January 2005 to October 2012)

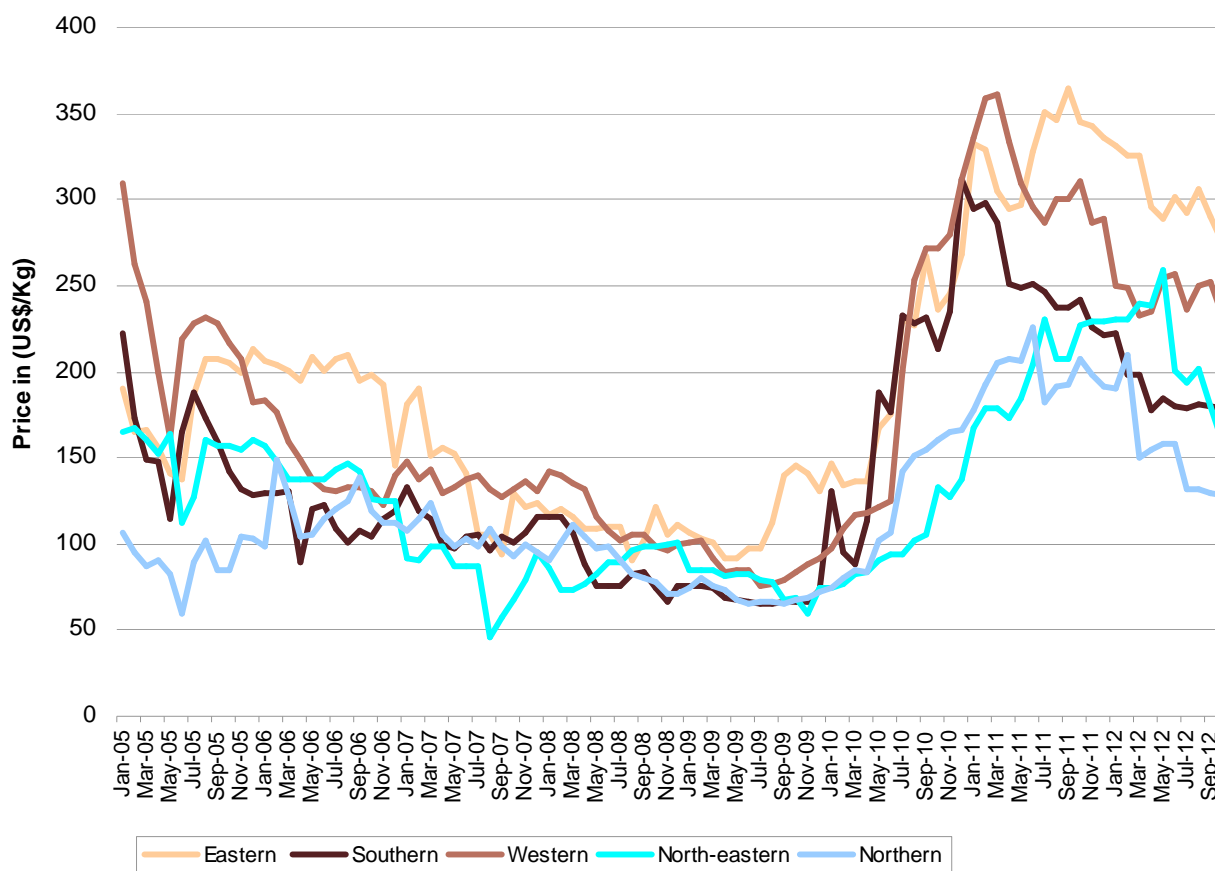


Table 4: Regional average⁹ price of dry opium at farm-gate and trader level in local currency

Region	Local currency	Price of 1 kg of Dry Opium in local currency				Change at farm-gate level (Oct-Sep) (%)	Change at trader level (Oct-Sep) (%)
		Sep-12		Oct-12			
		Farm-gate	Trader	Farm-gate	Trader		
Eastern region (Kunar, Laghman, Nangarhar)	Pakistani Rupee	26,739	27,151	25,740	26,124	-4%	-4%
Southern region (Hilmand, Kandahar, Uruzgan, Zabul)	Pakistani Rupee	15,901	16,896	15,901	16,896	+0%	+0%
Western region (Badghis, Ghor) *	Afghani	11,683	12,054	11,773	12,144	+1%	+1%
Western region (Farah, Hirat, Nimroz) *	Imnian Tuman	641,746	660,081	726,191	744,526	+13%	+13%
North-eastern region (Badakhshan, Kunduz, Takhar)	Afghani	8,415	9,355	7,558	8,428	-10%	-10%
Northern region (Baghlan, Balkh, Faryab)	Afghani	6,340	6,762	6,363	6,759	+0.4%	-0.1%

* Western region is divided in two groups because of prices available in two currencies

⁹ Simple average of all observations

FRESH OPIUM:

At the end of October 2012, the national average price of fresh opium dropped by **3.35%** from **US\$ 164/kg** in September to **US\$ 159/kg** at the farm-gate level. Similarly, the national average price of fresh opium at trader level decreased by **3.44%** from **US\$ 171/kg** in September to **US\$ 165/kg**.

After the harvest season there is no fresh opium available, but farmers keep their fresh opium in plastic bags or dishes covered with leaves in order to preserve moisture. This opium is referred as fresh opium.

Graph 3: National average¹⁰ price of fresh opium at farm-gate and trader level, US\$/kg (August 2009 to October 2012)

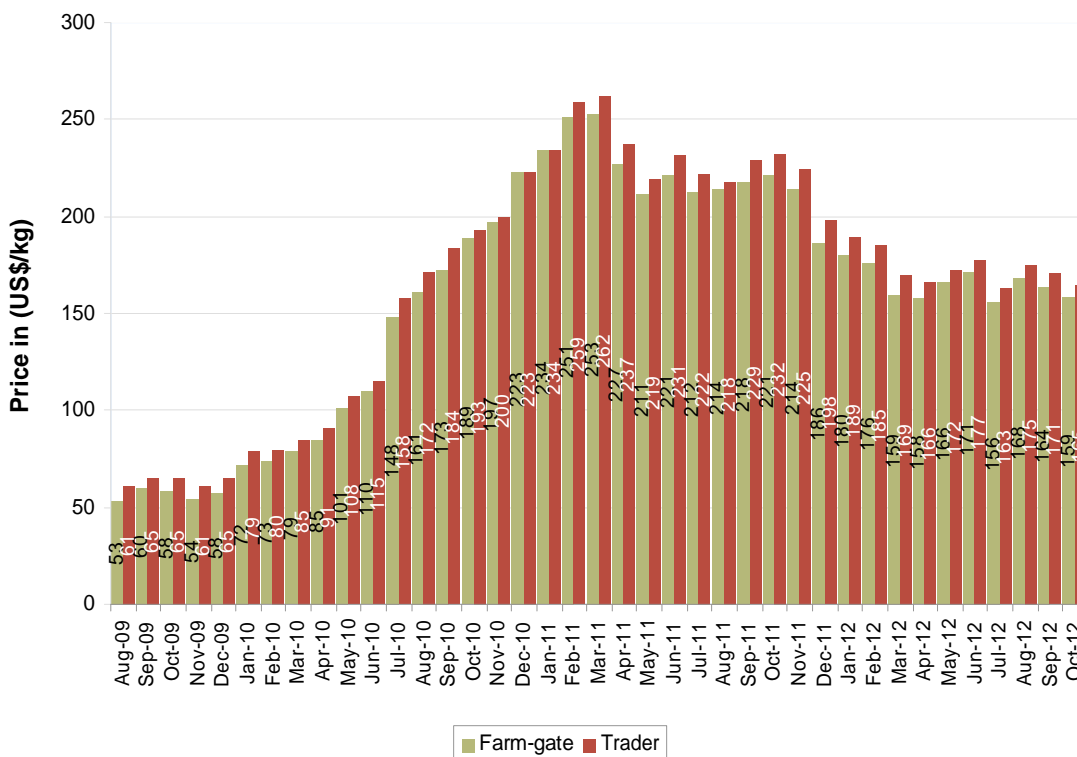


Table 5: Regional average¹¹ price of fresh opium at farm-gate and trader level in local currency

Region	Local currency	Price of 1 kg of Fresh Opium in local currency				Change at farm-gate level (Oct-Sep) (%)	Change at trader level (Oct-Sep) (%)
		Sep-12		Oct-12			
		Farm-gate	Trader	Farm-gate	Trader		
Eastern region (Kunar, Laghman, Nangarhar)	Pakistani Rupee	17,329	17,701	16,953	17,331	-2%	-2%
Southern region (Hilmand, Kandahar, Uruzgan, Zabul)	Pakistani Rupee	13,792	14,557	13,792	14,557	+0%	+0%
Western region (Badghis, Ghor) *	Afghani	9,362	9,653	9,453	9,744	+1%	+1%
Western region (Farah, Hirat, Nimroz) *	Iranian Tuman	571,207	585,194	655,652	669,639	+15%	+14%
North-eastern region (Badakhshan, Kunduz, Takhar)	Afghani	NA	NA	NA	NA	NA	NA
Northern region (Baghlan, Balkh, Faryab)	Afghani	4,885	5,329	5,126	5,551	+5%	+4%

* Western region is divided in two groups because of prices available in two currencies

¹⁰ Simple average of all observations

¹¹ Simple average of all observations

Table 6: Number of observations of dry and fresh opium prices

	Number of observations (n)		Number of provinces price collected
	Farm-gate price	Trader price	
Dry Opium	184	182	18
Fresh Opium	157	156	15

HEROIN:

There are several types of heroin available in Afghanistan with different quality. The prices of White powder (injection) in Nangarhar province, White powder (Crystal) in Kandahar and Balkh provinces, Off-white (Crystal)-100% in Badakhshan province and White powder-high quality (70-80% pure) in Hirat province are the most expensive heroin reported in Afghanistan. The cheapest heroin (**US\$ 53/kg**) is called as Khata # 2 reported in Nangarhar province.

Table 7: Prices of different types of Heroin in Afghanistan, (US\$/kg), Oct 2011 - Oct 2012

Province	Types of Heroin	Oct-11	Nov-11	Dec-11	Jan-12	Feb-12	Mar-12	Apr-12	May-12	Jun-12	Jul-12	Aug-12	Sep-12	Oct-12	Change (Oct-Sep) %
Badakhshan	Chara (20%)	1,031	932	912	912	913	1,007	1,008	1,299	1,160	1,456	1,364	1733	1511	-13%
	Off- white powder (Crystal) - 100%	4,209	4,351	4,258	4,254	4,260	4,631	4,613	4,798	4,545	3,883	3,411	5199	4722	-9%
Balkh	Bist powder	2,652	2,549	2,457	2,471	2,495	2,454	2,467	2,480	2,388	2,350	2,339	2292	2323	+1%
	White powder (Crystal)	4,427	4,310	4,184	4,598	4,625	4,583	4,573	4,579	4,427	4,388	4,385	4275	4231	-1%
Hirat	Morphine	1,250	1,185	1,111	NA	1,081	1,053	1,047	1,295	1,306	1,298	1,429	1191	946	-21%
	Off- white coarse powder (Crystal)	1,792	1,630	1,250	NA	1,622	1,658	1,623	1,928	1,833	1,667	2,049	1939	1546	-20%
	White powder - high quality (70-80% pure)	na	na	na	na	na	na	na	4,250	4,031	3,794	3,941	3271	2603	-20%
	White powder - low quality (less than 50% pure) *	1,625	1,481	1,736	1,750	2,703	2,737	2,618	2,500	2,389	2,227	2,365	1939	1577	-19%
Kandahar	Morphine	2,772	2,998	3,041	2,528	2,516	2,449	2,205	2,202	2,121	2,119	2,141	2137	2121	-1%
	Off- white powder (Batan) - high quality	1,987	2,306	2,383	2,183	2,124	2,059	2,040	2,037	1,983	1,960	1,927	1816	1803	-1%
	Off- white powder (Batan) - low quality	1,386	1,730	1,793	1,413	1,342	1,224	1,213	1,211	1,166	1,165	1,177	1175	1166	-1%
	White powder (Crystal)	4,043	3,920	3,914	3,390	3,242	3,651	3,473	3,414	3,287	3,284	3,372	3312	3287	-1%
Nangarhar	Bist powder	2,656	2,883	2,795	3,447	2,617	2,520	2,479	2,423	2,334	2,336	2,243	2239	2333	+4%
	Chara # 1	139	115	157	161	178	175	149	143	95	106	107	117	117	-1%
	Chara # 2	58	58	89	92	111	110	72	55	64	64	64	64	64	-1%
	Khata # 1	69	69	112	138	89	88	88	77	74	74	75	75	74	-1%
	Khata # 2	46	46	56	57	45	44	55	44	42	42	43	53	53	-1%
	Off- white powder (Batan)	3,811	4,093	3,690	4,367	3,731	3,670	3,526	3,469	3,342	3,504	3,311	3306	3520	+6%
	White powder (Injection)	5,081	5,073	4,808	5,056	4,956	5,039	4,848	4,735	4,562	4,459	4,593	4425	4644	+5%
Takhar	Off- white powder (Crystal) - 60%	3,082	3,108	3,041	3,039	3,043	3,021	3,008	3,199	2,901	2,427	2,534	2696	2550	-5%

* Due to change of information source in February 2012, the price may not be directly comparable with previous months.

Note: Price of White powder-high quality heroin in Hirat province was collected for the first time during May 2012.

Graph 4: Prices of different types of heroin in Afghanistan, (US\$/kg), October 2012

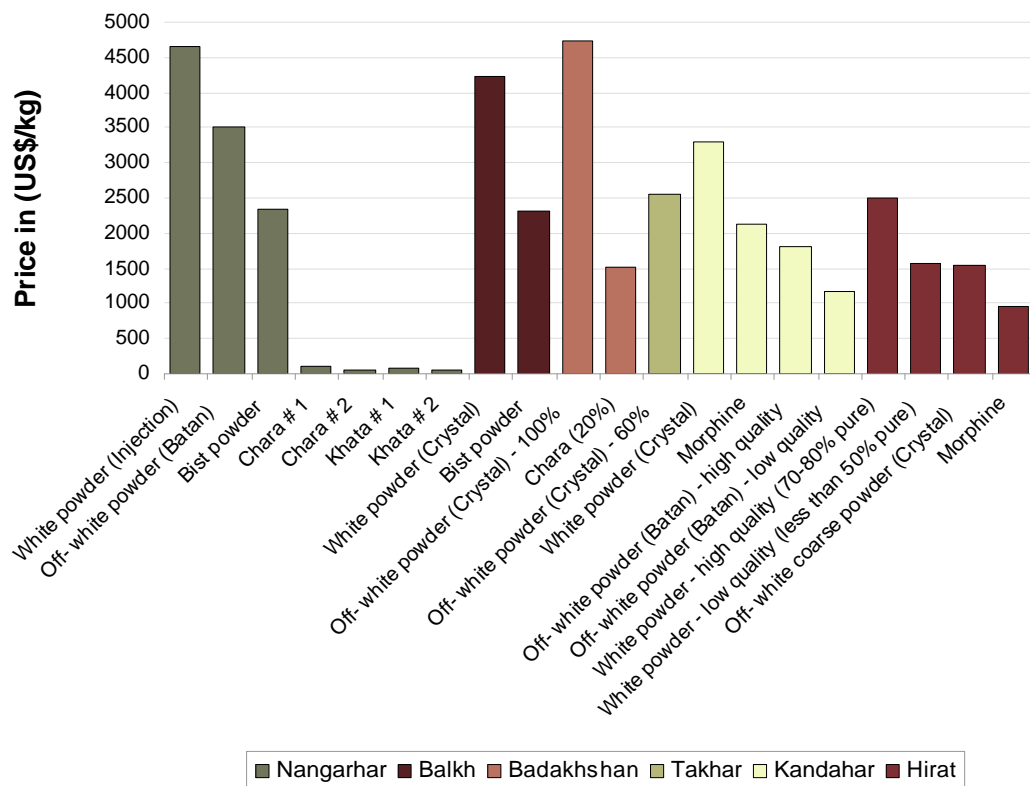


Table 8: Prices of 1 kilogram of different types of Heroin in local currency

Province	Types of heroin	Local currency	Prices of 1 kg of different types of heroin in local currency		Change (Oct-Sep) %
			Sep-12	Oct-12	
Badakhshan	Chara (20%)	Afghani	90,000	80,000	-11%
	Off- white powder (Crystal) - 100%	Afghani	270,000	250,000	-7%
Balkh	Bist powder	Afghani	119,000	123,000	+3%
	White powder (Crystal)	Afghani	222,000	224,000	+1%
Hirat	Morphine	Iranian Tuman	2950000	3000000	+2%
	Off- white coarse powder (Crystal)	Iranian Tuman	4800000	4900000	+2%
	White powder - high quality (70-80% pure)	Iranian Tuman	8100000	8250000	+2%
	White powder - low quality (less than 50% pure)	Iranian Tuman	4800000	5000000	+4%
Kandahar	Morphine	Pakistani Rupee	200,000	200,000	+0%
	Off- white powder (Batan) - high quality	Pakistani Rupee	170,000	170,000	+0%
	Off- white powder (Batan) - low quality	Pakistani Rupee	110,000	110,000	+0%
	White powder (Crystal)	Pakistani Rupee	310,000	310,000	+0%
Nangarhar	Bist powder	Pakistani Rupee	210,000	220,000	+5%
	Chara # 1	Pakistani Rupee	11,000	11,000	+0%
	Chara # 2	Pakistani Rupee	6,000	6,000	+0%
	Khata # 1	Pakistani Rupee	7,000	7,000	+0%
	Khata # 2	Pakistani Rupee	5,000	5,000	+0%
	Off- white powder (Batan)	Pakistani Rupee	310,000	332,000	+7%
	White powder (Injection)	Pakistani Rupee	415,000	438,000	+6%
Takhar	Off- white powder (Crystal) - 60%	Pakistani Rupee	140,000	135,000	-4%

Note: Price of White powder-high quality heroin in Hirat province was collected for the first time during May 2012.

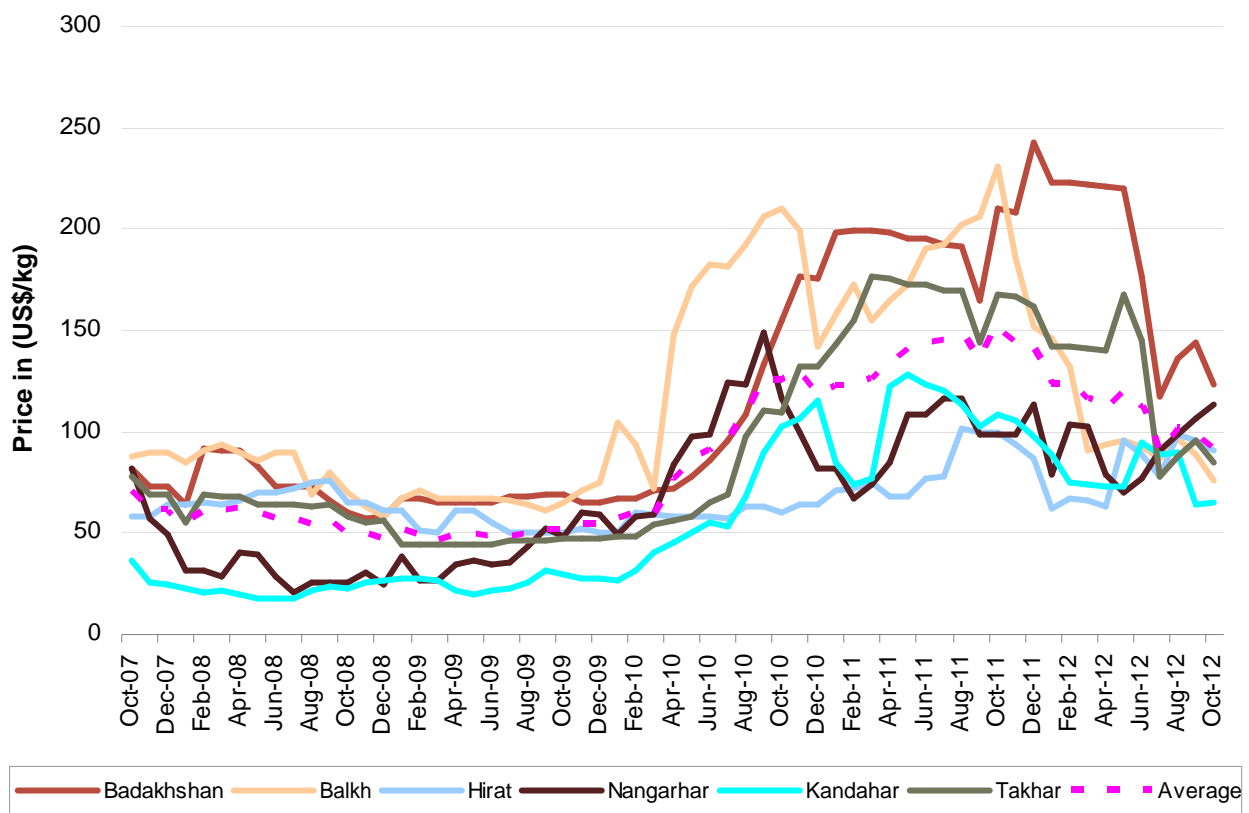
CANNABIS RESIN:

There are mainly three types of cannabis resin available in Afghanistan namely Garda # 1, # 2 and # 3 with quality as best, moderate and fair respectively. Garda # 1 (Shirak) in Badakhshan province has become the most expensive cannabis resin because of its pure quality. Earlier Garda # 1 (Jooshi) of Balkh province was most expensive and popular because of its high quality however it lost its demand due to its blending with lower quality hashish.

Table 9: Prices of different types of cannabis resin in Afghanistan, (US\$/kg), Oct 2011 - Oct 2012

Province	Types of cannabis resin	Oct-11	Nov-11	Dec-11	Jan-12	Feb-12	Mar-12	Apr-12	May-12	Jun-12	Jul-12	Aug-12	Sep-12	Oct-12	Change (Oct-Sep) %
Badakhshan	Garda # 1 (Shirak)	210	208	243	223	223	222	221	220	177	117	136	144	123	-15%
Balkh	Garda # 1 (Jooshi)	231	186	152	146	132	91	94	96	93	87	97	89	76	-14%
	Garda # 2 (Morhajosh)	193	155	112	109	91	50	60	64	68	62	78	73	60	-18%
Hirat	Garda # 1	109	94	87	63	68	66	63	96	89	78	99	96	91	-5%
	Garda # 2	74	64	59	43	46	45	42	60	56	48	62	67	65	-2%
Kandahar	Garda # 1	109	106	98	89	75	74	73	73	95	89	90	64	65	+2%
	Garda # 2	73	72	65	60	47	45	44	44	67	64	65	45	47	+4%
	Garda # 3	45	44	38	33	22	22	22	22	36	31	33	21	24	+13%
Nangarhar	Garda # 1	99	99	113	79	104	103	79	70	77	91	99	107	113	+6%
	Garda # 2	66	58	49	63	72	72	39	31	46	46	53	61	63	+3%
	Garda # 3	33	33	16	24	32	32	24	17	23	23	23	23	26	+14%
Takhar	Garda # 1 (Shirak)	168	167	162	142	142	141	140	168	145	78	88	96	85	-12%

Graph 5: Average¹² price of cannabis resin (Garda # 1, best quality) in US\$/kg, Oct 2007 - Oct 2012



¹² Simple average of all observations

Graph 6: Prices of different types of cannabis resin in Afghanistan, (US\$/kg), October 2012

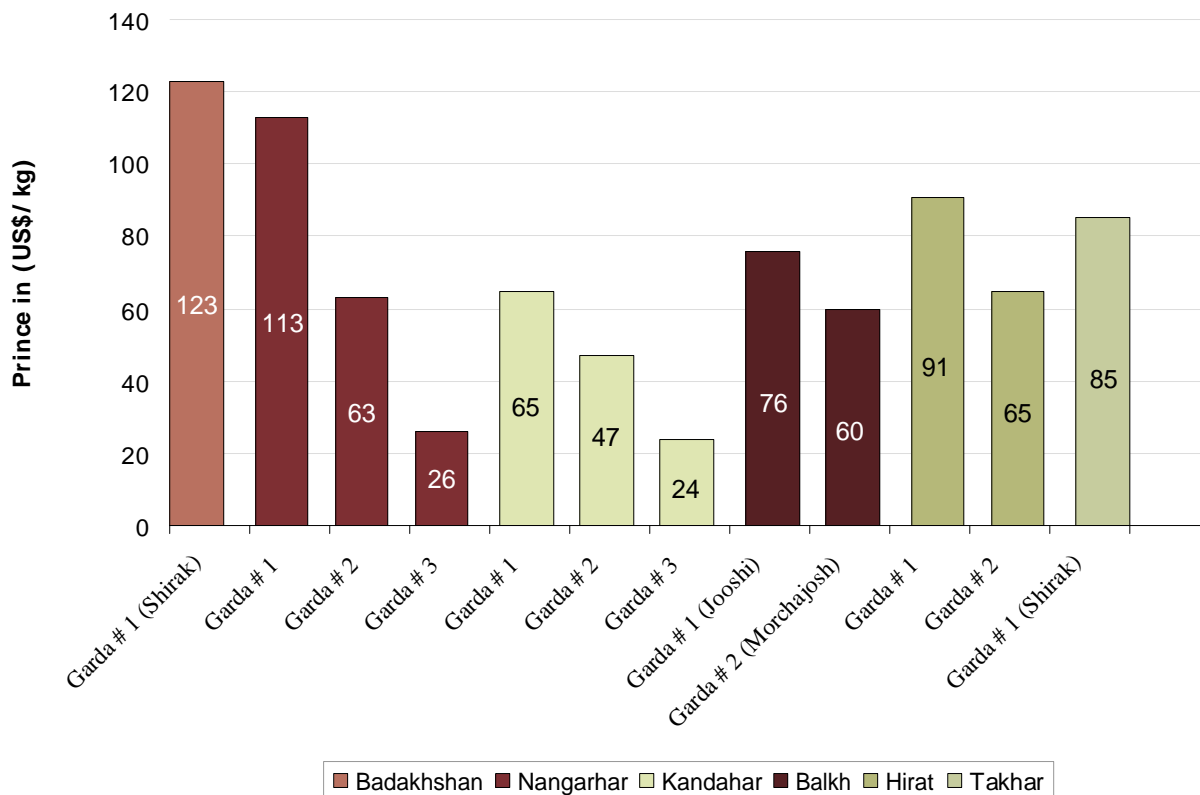


Table 10: Prices of 1 kilogram of different types of cannabis resin in Afghanistan in local currency, September 2012- October 2012

Province	Types of cannabis resin	Local currency	Prices of 1 kg of different types of cannabis resin in local currency		Change (Oct-Sep) %
			Sep-12	Oct-12	
Badakhshan	Garda # 1 (Shirak)	Afghani	7500	6500	-13%
Balkh	Garda # 1 (Jooshi)	Afghani	4600	4000	-13%
	Garda # 2 (Morchajosh)	Afghani	3800	3200	-16%
Hirat	Garda # 1	Iranian Tuman	238000	290000	+22%
	Garda # 2	Iranian Tuman	165000	205000	+24%
Kandahar	Garda # 1	Pakistani Rupee	6,000	6,111	+2%
	Garda # 2	Pakistani Rupee	4,222	4,400	+4%
	Garda # 3	Pakistani Rupee	2,000	2,222	+11%
Nangarhar	Garda # 1	Pakistani Rupee	10,000	10,714	+7%
	Garda # 2	Pakistani Rupee	5,714	6,000	+5%
	Garda # 3	Pakistani Rupee	2,143	2,429	+13%
Takhar	Garda # 1 (Shirak)	Afghani	5,000	4,500	-10%

LICIT CROPS:

Prices of wheat, cotton, saffron, rice (imported) and rice (local) collected in six provinces of Afghanistan are shown in below table.

Table 11: Prices of wheat, cotton, saffron, imported and local rice in Afghanistan in local currency, October 2012

Province	Types of crops	Price/Kg in Pakistani Rupee (PRs)	Price/Kg in Afghani (AFs)	Price/Kg in (US\$)
Badakhshan	Wheat	-	22	0.4
Badakhshan	Rice Imported	-	85	1.6
Badakhshan	Rice Local	-	58	1.1
Balkh	Wheat	-	18	0.3
Balkh	Cotton	-	32	0.6
Balkh	Rice Imported	-	68	1.3
Balkh	Rice Local	-	49	0.9
Hirat	Wheat	-	18	0.3
Hirat	Cotton	-	90	2
Hirat	Saffron	-	80,000	1511
Hirat	Rice Imported	-	70	1.3
Hirat	Rice Local	-	60	1.1
Kandahar	Wheat	52	-	0.6
Kandahar	Cotton	210	-	2.2
Kandahar	Rice Imported	100	-	1.1
Nangarhar	Wheat	32	-	0.3
Nangarhar	Cotton	175	-	2
Nangarhar	Rice Imported	132	-	1
Nangarhar	Rice Local	46	-	0.5
Takhar	Wheat	-	20	0.4
Takhar	Rice Imported	-	55	1.0
Takhar	Rice Local	-	80	1.5

CANNABIS AND POPPY SEEDS:

Prices of cannabis and poppy seeds are collected in eighteen provinces of Afghanistan are shown in below table.

Table 12: Prices of cannabis and poppy seeds in local currency, September 2012 – October 2012

Province	Types of seed	Local currency	Prices of 1 kg of cannabis seed and poppy seed in local currency		Change (Oct-Sep) (%)
			Sep-12	Oct-12	
Badakhshan	Poppy seed	Afghani	35	30	-14%
	Cannabis seed	Afghani	25	25	+0%
Baghlan	Poppy seed	Afghani	25	25	+0%
	Cannabis seed	Afghani	12	10	-17%
Balkh	Poppy seed	Afghani	40	40	+0%
	Cannabis seed	Afghani	15	10	-33%
Farah	Poppy seed	Afghani	35	35	+0%
	Cannabis seed	Afghani	40	40	+0%
Faryab	Poppy seed	Afghani	60	50	-17%
	Cannabis seed	Afghani	18	15	-17%
Hilmand	Poppy seed	Afghani	40	37	-8%
	Cannabis seed	Afghani	22	20	-6%
Hirat	Poppy seed	Afghani	45	45	+0%
	Cannabis seed	Afghani	50	50	+0%
Kabul	Poppy seed	Afghani	30	30	+0%
Kandahar	Poppy seed	Afghani	37	38	+3%
	Cannabis seed	Afghani	20	19	-7%
Kapisa	Poppy seed	Afghani	27	28	+5%
Kunar	Poppy seed	Pakistani Ruppee	64	64	+0%
Laghman	Poppy seed	Pakistani Ruppee	43	43	+0%
Logar	Cannabis seed	Afghani	26	27	+6%
Nangarhar	Poppy seed	Pakistani Ruppee	100	100	+0%
	Cannabis seed	Pakistani Ruppee	21	21	+0%
Paktya	Cannabis seed	Afghani	27	26	-5%
Takhar	Poppy seed	Afghani	32	30	-6%
	Cannabis seed	Afghani	17	18	+6%
Uruzgan	Poppy seed	Afghani	38	38	+0%
	Cannabis seed	Afghani	19	18	-5%
Zabul	Poppy seed	Afghani	38	40	+6%
	Cannabis seed	Afghani	18	22	+20%

PRICES OF HEROIN, OPIUM AND HASHISH AT CONSUMER LEVEL:

The consumer prices of heroin, opium and hashish collected in different regions of Afghanistan are as below. The quality of product varies in different regions.

Graph 7: Regional average¹³ prices of heroin, opium and hashish at consumer level in (US\$/Kg), October 2012

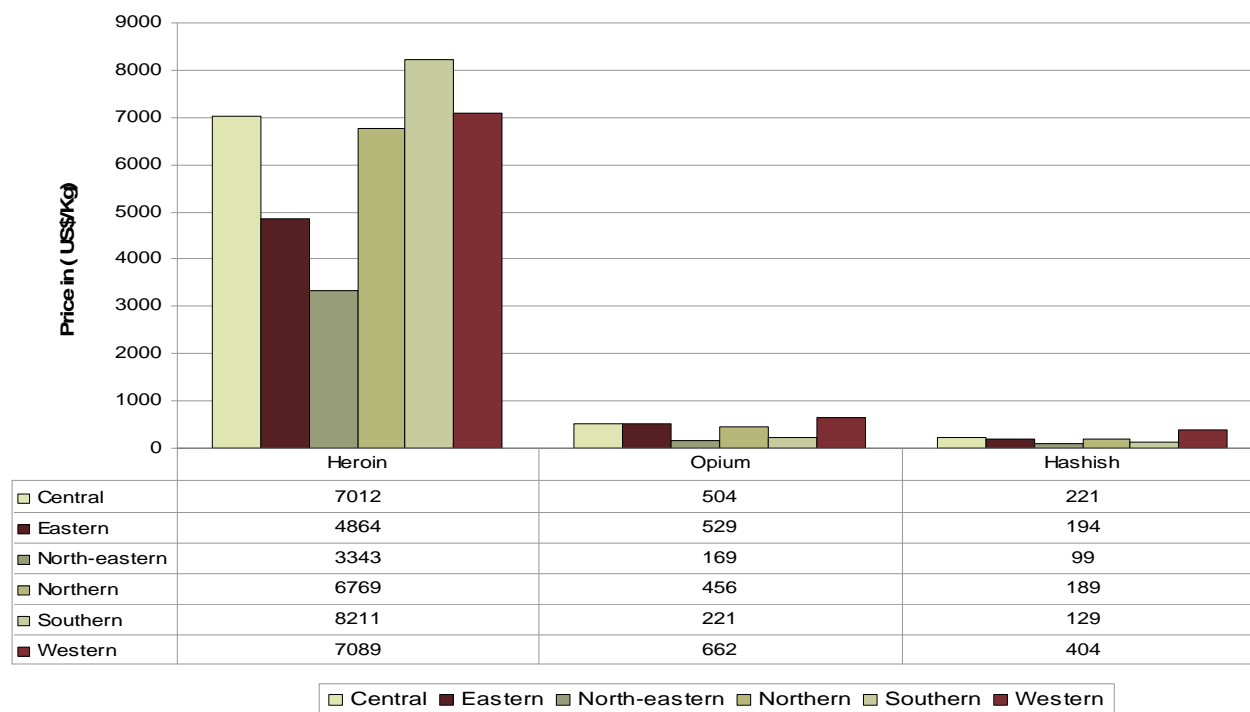


Table 13: Average¹⁴ prices of Heroin, Opium and Hashish at consumer level in Afghanistan, (US\$/kg), October 2011- October 2012

Types of drug	Average prices in (US\$/kg)													Change (Oct-Sep) (%)
	Oct-11	Nov-11	Dec-11	Jan-12	Feb-12	Mar-12	Apr-12	May-12	Jun-12	Jul-12	Aug-12	Sep-12	Oct-12	
Heroin	6,771	6,419	6,582	6,397	6,179	6,078	6,716	6,414	6,635	6,460	6,715	6,379	6,070	-5%
Opium	610	567	537	539	509	499	488	494	492	471	436	438	423	-4%
Hashish	320	274	276	282	272	263	253	255	245	224	211	206	213	+3%

¹³ Simple average of all observations

¹⁴ Simple average of all observations

PRICES OF DRUGS IN PAKISTAN:

The prices of different types of opium, heroin and hashish reported from Quetta and Peshawar in Pakistan are as below:

A. PESHAWAR

OPIUM:

There are three types of dry opium namely Opium - Afghanistan (opium of Afghanistan), Opium - Terra and Opium - Tapa (adulterated) available in Peshawar, Pakistan. Opium-Terra is the most expensive opium reported in Peshawar.

Table 14: Prices of different types of opium in Peshawar, Pakistan in (US\$/Kg):

Types of opium	Oct-12	Nov-12	Dec-12	Jan-12	Feb-12	Mar-12	Apr-12	May-12	Jun-12	Jul-12	Aug-12	Sep-12	Oct-12	Change (Oct-Sep) %
Opium - Terra	485	461	447	438	481	471	457	463	424	409	406	455	455	+0%
Opium - Afghanistan	439	427	413	405	425	416	397	385	361	350	342	381	392	+3%
Opium - Tapa (adulterated)	219	219	212	214	268	263	253	253	180	181	176	196	201	+3%

HEROIN:

There are three types of heroin namely White (Injection), Yellow (Batan) and Saada (Ordinary) available in Peshawar, Pakistan. White (injection) is the most expensive one. White (injection) heroin is the most expensive heroin reported in Peshawar.

Table 15: Prices of different types of heroin in Peshawar, Pakistan in (US\$/Kg):

Types of heroin	Oct-12	Nov-12	Dec-12	Jan-12	Feb-12	Mar-12	Apr-12	May-12	Jun-12	Jul-12	Aug-12	Sep-12	Oct-12	Change (Oct-Sep) %
Heroin - White (Injection)	5,312	5,073	4,913	4,835	4,919	4,820	5,124	5,066	4,934	4,990	4,913	5,084	5,031	-1%
Heroin - Yellow (Batan)	5,081	4,843	4,690	4,666	4,752	4,656	4,904	4,845	4,668	4,725	4,700	4,872	4,872	+0%
Heroin - Saada (Ordinary)	1,386	1,499	1,452	1,462	1,789	1,753	1,873	2,037	1,772	1,752	1,784	1,906	1,959	+3%

HASHISH:

There are three types of hashish namely Hashish - Garda # 1, # 2 and # 3 available in Peshawar, Pakistan. Hashish-Garda#1 is the most expensive hashish reported in Peshawar.

Table 16: Prices of different types of Hashish in Peshawar, Pakistan in (US\$/Kg):

Types of hashish	Oct-12	Nov-12	Dec-12	Jan-12	Feb-12	Mar-12	Apr-12	May-12	Jun-12	Jul-12	Aug-12	Sep-12	Oct-12	Change (Oct-Sep) %
Hashish - Garda # 1	577	577	558	585	630	624	628	551	541	573	566	572	551	-4%
Hashish - Garda # 2	381	380	369	371	391	383	408	418	403	393	385	392	381	-3%
Hashish - Garda # 3	242	242	235	236	235	230	253	363	340	340	331	318	307	-3%

Table 17: Prices of different types of drugs in Peshawar, Pakistan in local currency, (Pak Rupee/kg):

Types of drugs	Price in (Pakistani Rupee)/kg		
	Sep-12	Oct-12	Change (Oct-Sep) %
Opium -Afghanistan	36,000	37,000	+3%
Opium -Tapa (Adulterated)	18,500	19,000	+3%
Opium -Terra	43,000	43,000	+0%
Heroin -White (Injection)	480,000	475,000	-1%
Heroin -Yellow (Batan)	460,000	460,000	+0%
Heroin -Saada (Ordinary)	180,000	185,000	+3%
Hashish -Garda # 1	54,000	52,000	-4%
Hashish -Garda # 2	37,000	36,000	-3%
Hashish -Garda # 3	30,000	29,000	-3%

B. QUETTA

OPIUM:

Table 18: Prices of different quality of opium in Quetta, Pakistan in (US\$/Kg):

Quality of Opium	Aug-12	Sep-12	Oct-12	Change (Oct-Sep) %
High quality	427	455	488	+7%
Medium quality	385	402	424	+5%
Low quality	320	371	371	+0%

HEROIN:

Table 19: Prices of different quality of heroin in Quetta, Pakistan in (US\$/Kg):

Quality of Heroin	Aug-12	Sep-12	Oct-12	Change (Oct-Sep) %
High quality (Crystal)	6,409	6,355	6,362	+0.1%
Medium quality	3,739	3,601	3,817	+6%
Low quality	2,670	2,383	2,121	-11%

HASHISH:

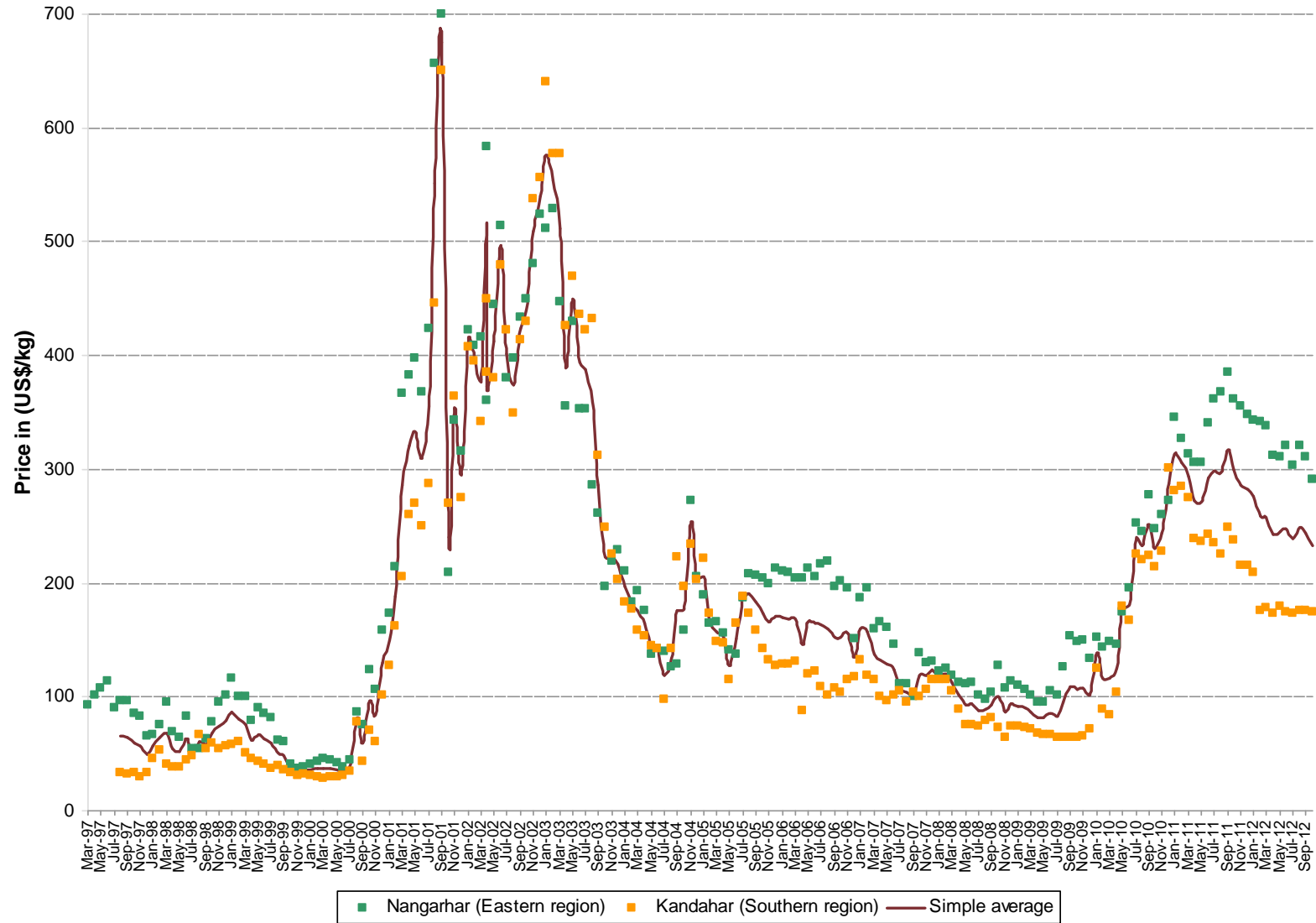
Table 20: Prices of different quality of Hashish in Quetta, Pakistan in (US\$/Kg):

Quality of hashish	Aug-12	Sep-12	Oct-12	Change (Oct-Sep) %
High quality	342	360	382	+6%
Medium quality	299	318	339	+7%

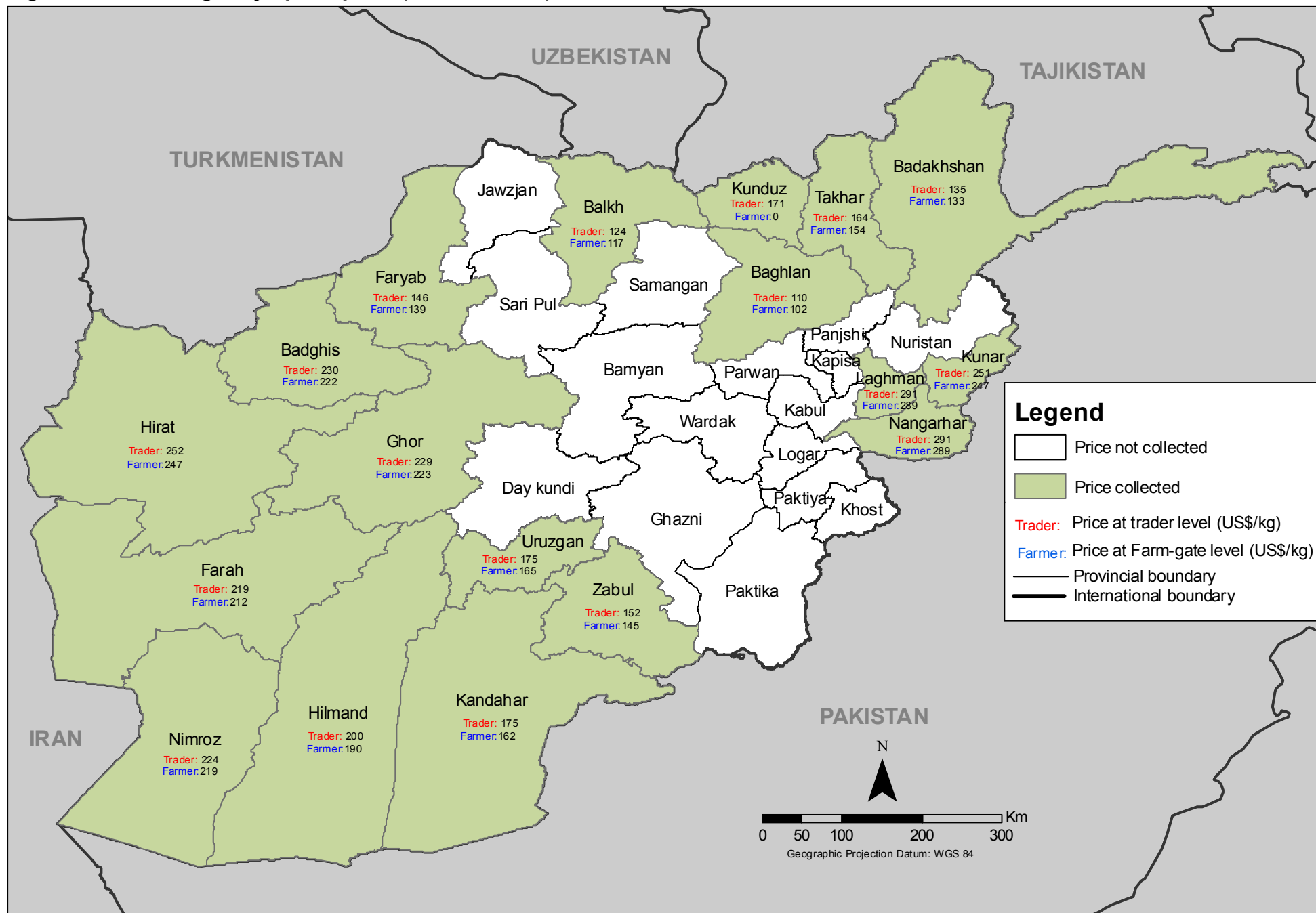
Table 21: Prices of different types of drugs in Quetta, Pakistan in local currency, (Pak Rupee/kg):

Types of drugs	Price in (Pakistani Rupee)/kg		Change (Oct-Sep) %
	Sep-12	Oct-12	
Opium -High quality	43,000	46,000	+7%
Opium -Medium quality	38,000	40,000	+5%
Opium -Low quality	35,000	35,000	+0%
Heroin -High quality (Crystal)	600,000	600,000	+0%
Heroin -Medium quality	340,000	360,000	+6%
Heroin -Low quality	225,000	200,000	-11%
Hashish -High quality	34,000	36,000	+6%
Hashish -Medium quality	30,000	32,000	+7%

Graph 8: Average price of dry opium collected from traders in Nangarhar and Kandahar provinces (US\$/Kg), March 1997 – October 2012



Afghanistan: Average dry opium price (October 2012)



Source: Government of Afghanistan - National monitoring system implemented by MCN / UNODC

Note: The boundaries and names shown and the designations used on this map do not imply official endorsement or acceptance by the United Nations.

