



**Islamic Republic of Afghanistan
Ministry of Counter Narcotics**



UNODC
United Nations Office on
Drugs and Crime

October 2010 مطابق میزان ۱۳۸۹ هجری-شمسی

Afghanistan Opium Price Monitoring Monthly Report



**Ministry of Counter Narcotics, Islamic Republic of Afghanistan, Kabul
And
United Nations Office on Drugs and Crime, Kabul**

Summary

- Opium prices are collected from 15 of 34 provinces. The prices are collected for dry and fresh opium from traders (Trader prices) and farmers (farm gate prices). Heroin and cannabis resin prices are also collected from six province of Afghanistan and Peshawar, the nearest town in Pakistan. However the prices of heroin and cannabis could not be collected from Peshawar for this month.

- Dry opium prices**

Dry Opium	Oct-09	Oct-10	Increase/ Decrease (%)
Farm gate price (US\$/Kg)	79	204	158%
Trader price (US\$/Kg)	86	220	156%

- Fresh opium prices**

Fresh Opium	Oct-09	Oct-10	Increase/ Decrease (%)
Farm gate price (US\$/Kg)	58	189	226%
Trader price (US\$/Kg)	65	193	197%

- Heroin and cannabis resin prices in Afghanistan**

Afghanistan	Oct-09	Oct-10	Increase/ Decrease (%)
Heroin (US\$/Kg)	2184	3345	53%
Cannabis (US\$/Kg)	52	126	142%

- Heroin and Hashish prices in Peshawar, Pakistan**

Peshawar, Pakistan	Oct-09	Oct-10	Increase/ Decrease (%)
Heroin (US\$/Kg)		N/A	N/A
Cannabis (US\$/Kg)		N/A	N/A

DRY OPIUM:

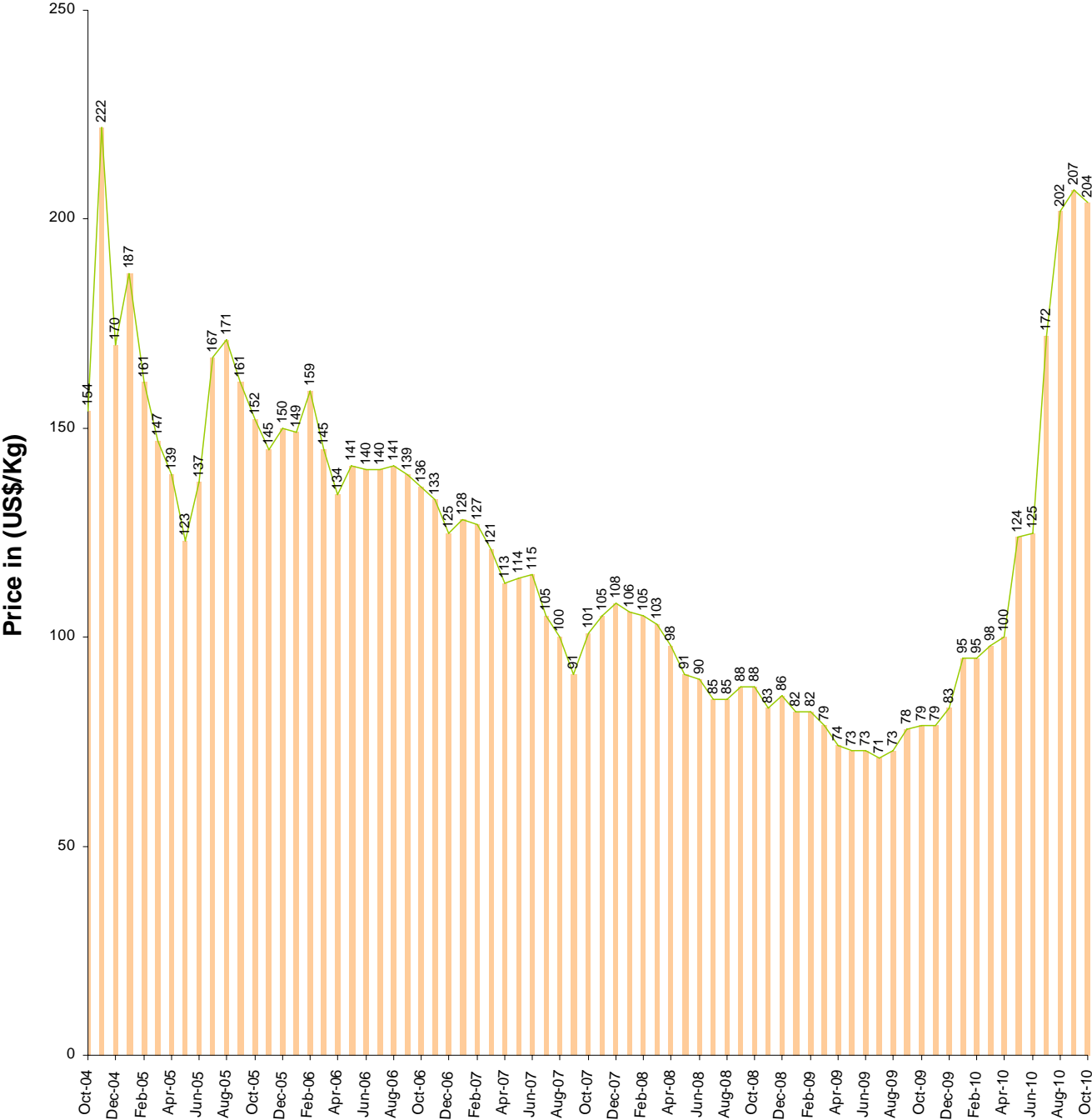
FARM GATE PRICE:

At the end of October 2010, the national average price for one kilogram of dry opium in Afghanistan at the farm gate level was **US\$ 204/kg** with -2% decrease compared to price reported in September 2010 (**US\$ 207/kg**). The dry opium price at the farm gate level has increasing trend since July 2009. The price is getting close to the highest price reported since September 2004 which was in November 2004 (**US\$ 222/kg**).

The increase in the price of dry opium at the farm-gate level is due to speculation of further increase in prices of opium in the market. This year the opium production has reduced in the disease affected crops in the southern and western provinces.

The average dry opium price is **158%** higher than the price reported in October 2009 which was **US\$ 79/kg**.

Graph 1: ¹ Average price of dry opium from September 2004 to October 2010



¹ Simple average of all observations

TRADER PRICE:

At the end of October 2010, the national average dry opium price collected from traders was **US\$ 220/kg** with **-3%** Decrease compared to the price reported in September 2010 (**US\$ 226/kg**).

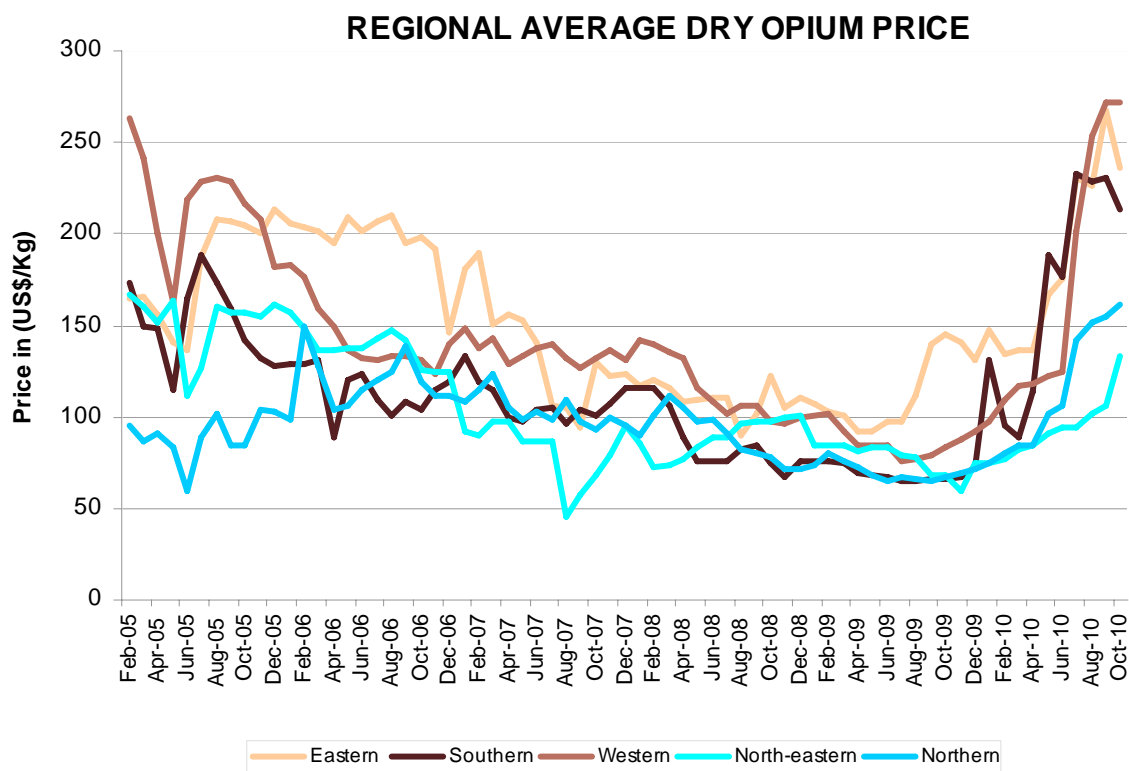
The average dry opium price is **156%** higher than the price reported in October 2009 which was **US\$ 86/kg**.

Dry opium price collected from traders has decreased by 12%, 8%, in Easterns and southern conversely, it has increased by **25%** and **4%** in North-eastern and Northern regions. The average price of opium during October 2010 is **US\$ 220/Kg** with a decreased of **3%** than last month.

Table 1: Regional average² price of dry opium collected from traders (US\$/Kg)

Region	Price of Dry Opium (USD/Kg)		
	Sep-10	Oct-10	Change
Eastern region (Kunar, Laghman, Nangarhar)	267	236	-12%
Southern region (Hilmand, Kandahar)	231	213	-8%
Western region (Badghis, Farah, Ghor, Hirat, Nimroz)	272	272	0%
North-eastern region (Badakhshan, Takhar)	106	133	25%
Northern region (Balkh, Faryab, Kunduz)	155	161	4%
Average	226	220	-3%

Graph 2: Regional average² price of dry opium from traders (January 2005- October 2010)



² Simple average of all observations

Graph 3: Provincial average price of dry opium collected from traders, US\$/Kg (Jan 2010 - October 2010)

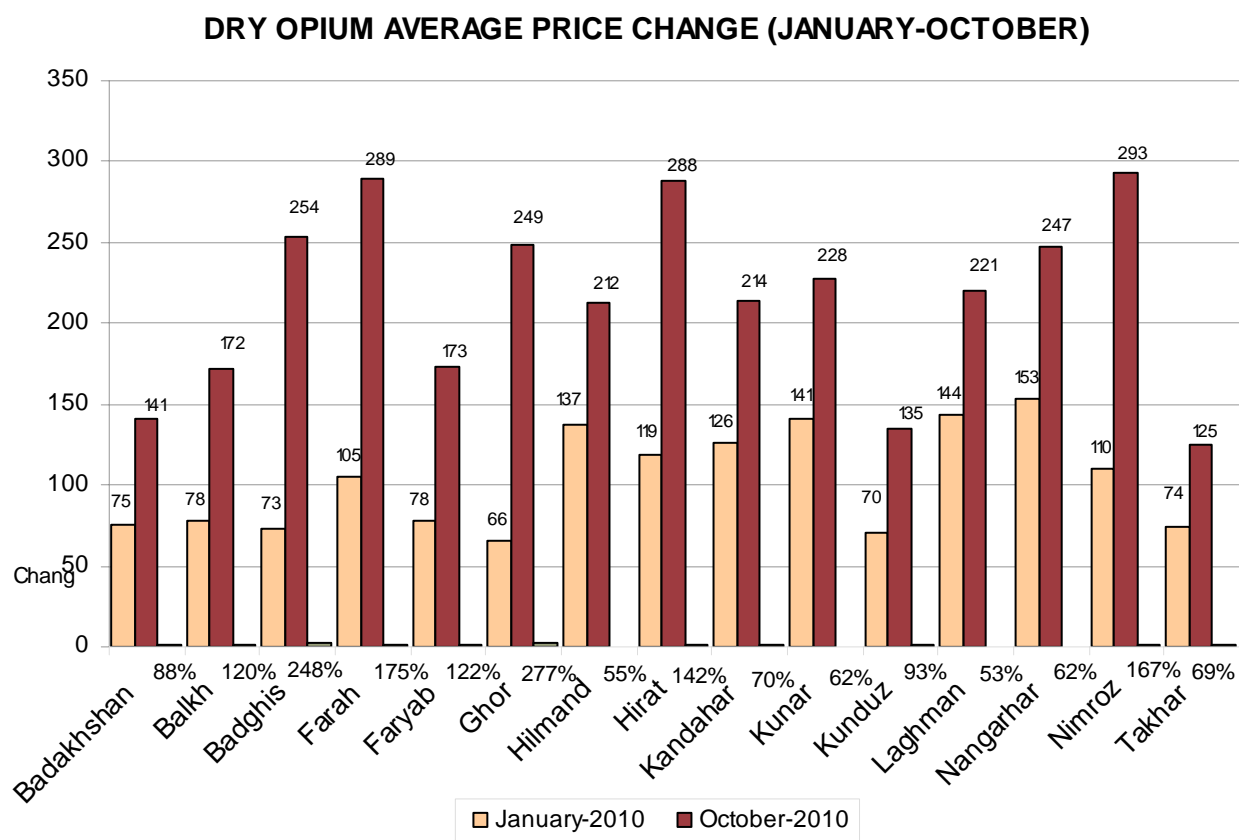


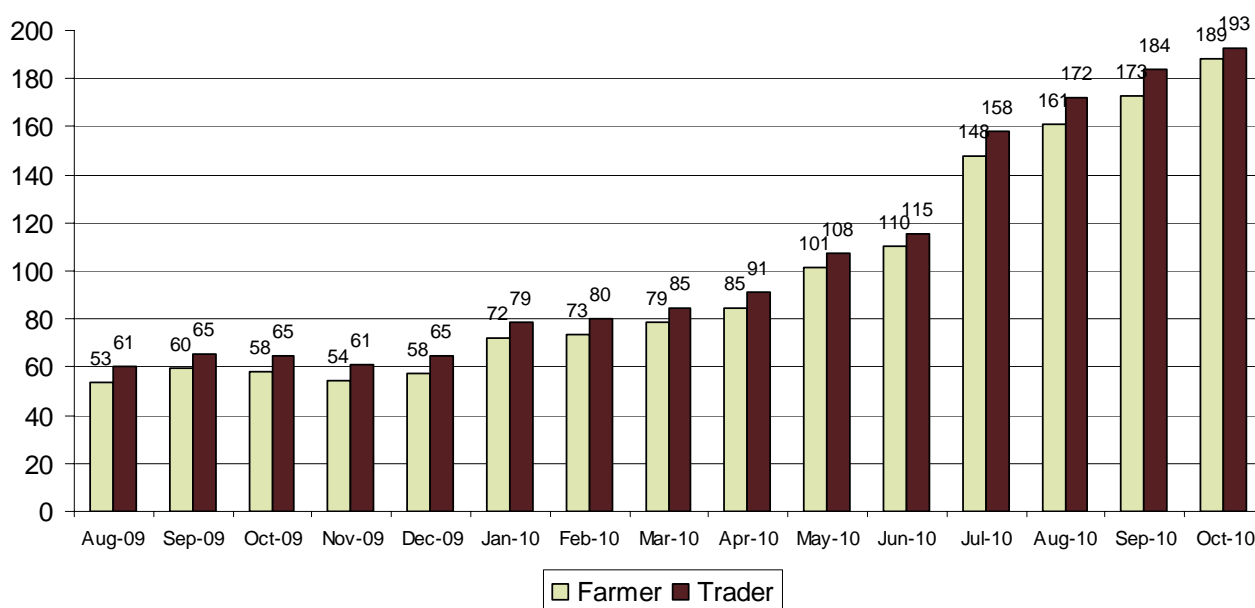
Table 2: Price of Afghanistan dry opium in Peshawar, Pakistan (US\$/Kg):

	Oct-09	Nov-09	Dec-09	Jan-10	Feb-10	Mar-10	Apr-10	May-10	Jun-10	Jul-10	Aug-10	Sep-10	Oct-10
Dry Opium	180	143	153	139	198	207	213	326	233	291	289	350	N/A

FRESH OPIUM:

At the end of October 2010, the national average price of fresh opium was **US\$ 189/kg** at farm gate level with **9% increase** and **US\$ 193/kg** at trader level with **5% increase** compared to the prices reported last month (US\$ 173/kg and US\$ 184/kg) respectively. Fresh opium has increasing trend since November 2009.

FRESH OPIUM AVERAGE PRICE



HEROIN:

MCN (Ministry of Counter Narcotics) and UNODC regional offices in Afghanistan and Pakistan reported the prices for Heroin as below (prices of best quality considered).

Table 3: Heroin Price in Afghanistan and Pakistan (US\$/Kg)

Afghanistan	Oct-09	Nov-09	Dec-09	Jan-10	Feb-10	Mar-10	Apr-10	May-10	Jun-10	Jul-10	Aug-10	Sep-10	Oct-10
Badakhshan	2536	2539	2539	2633	2610	2595	2664	2736	2743	2715	2816	2813	2983
Balkh	2700	2750	2800	3000	3100	3150	3300	3900	4000	4169	4322	4540	4541
Hirat	1505	1508	1509	1514	1539	1535	1505	1602	1650	1905	2115	2184	2083
Nangarhar	1857	1853	1769	1847	2510	2541	2186	2517	2955	3194	3278	3456	4050
Kandahar	2275	2280	2320	2640	3200	2990	2280	2310	2350	3023	3020	3700	3650
Takhar	2232	2234	2234	2317	2296	2226	2326	2586	2592	2602	2707	2658	2761
Average	2184	2194	2195	2325	2543	2506	2377	2609	2715	2935	3043	3225	3345

Pakistan	Oct-09	Nov-09	Dec-09	Jan-10	Feb-10	Mar-10	Apr-10	May-10	Jun-10	Jul-10	Aug-10	Sep-10	Oct-10
Peshawar	2636	2152	2234	2251	2568	2364	2479	2909	2909	3255	4276	4437	N/A

Heroin price has increasing trend since April 2010 in Afghanistan and since March 2010 in Pakistan. The price of heroin could not be collected from Peshawar for this month.

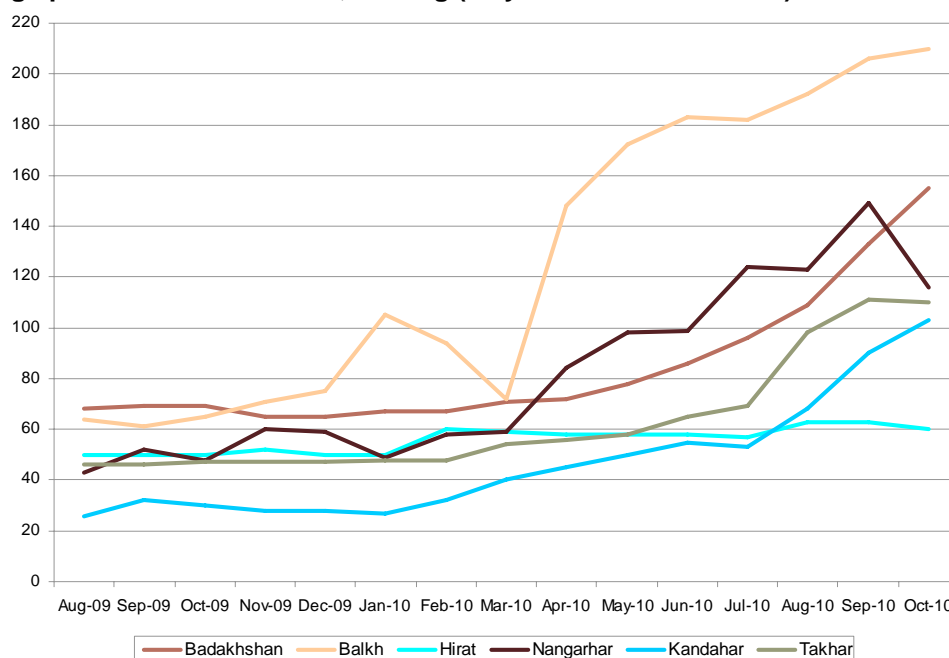
CANNABIS RESIN:

MCN (Ministry of Counter Narcotics) and UNODC regional offices in Afghanistan and Pakistan reported the prices for cannabis resin and hashish respectively as below (prices of best quality considered).

Table 4: Cannabis resin price in Afghanistan (US\$/Kg)

Afghanistan	Oct-09	Nov-09	Dec-09	Jan-10	Feb-10	Mar-10	Apr-10	May-10	Jun-10	Jul-10	Aug-10	Sep-10	Oct-10
Badakhshan	69	65	65	67	67	71	72	78	86	96	109	133	155
Balkh	65	71	75	105	94	72	148	172	183	182	192	206	210
Hirat	50	52	50	50	60	59	58	58	58	57	63	63	60
Nangarhar	48	60	59	49	58	59	84	98	99	124	123	149	116
Kandahar	30	28	28	27	32	40	45	50	55	53	68	90	103
Takhar	47	47	47	48	48	54	56	58	65	69	98	111	110
Average	52	54	54	58	60	59	77	86	91	97	109	125	126

Graph 4: Average price of cannabis resin, US\$/Kg (July 2009 – October 2010)



Cannabis resin price was stable till December 2009 but after January 2010 it has increasing trends. The price of cannabis could not be collected from Peshawar for this month.

Table 5: Hashish price in Peshawar, Pakistan (US\$/Kg)

Pakistan	Oct-09	Nov-09	Dec-09	Jan-10	Feb-10	Mar-10	Apr-10	May-10	Jun-10	Jul-10	Aug-10	Sep-10	Oct-10
Peshawar	180	143	153	139	198	207	213	326	233	291	289	350	N/A

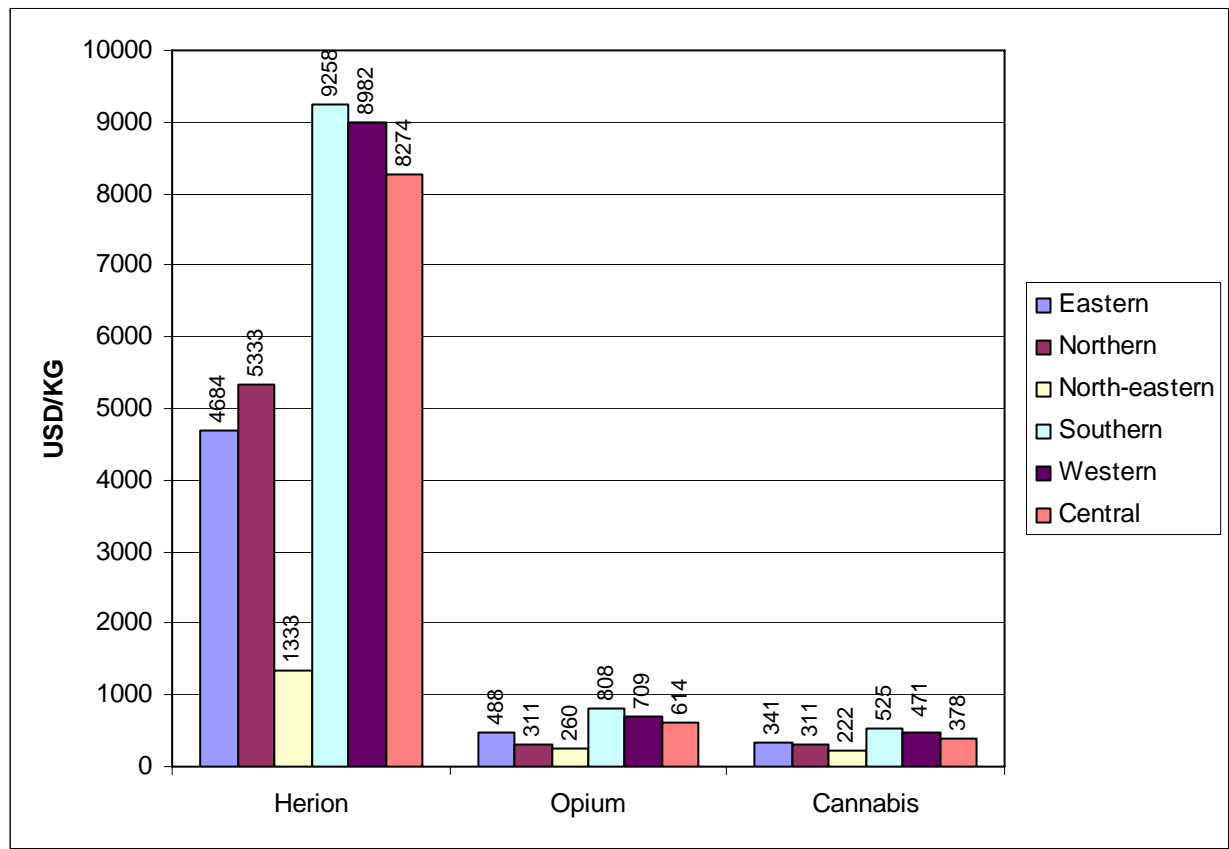
Table 6: Number of observations of dry and fresh opium prices

	Number of observations (n)		Number of provinces price collected
	Farm-gate price	Trader price	
Dry Opium	199	187	15
Fresh Opium	154	170	13

Consumer Price:

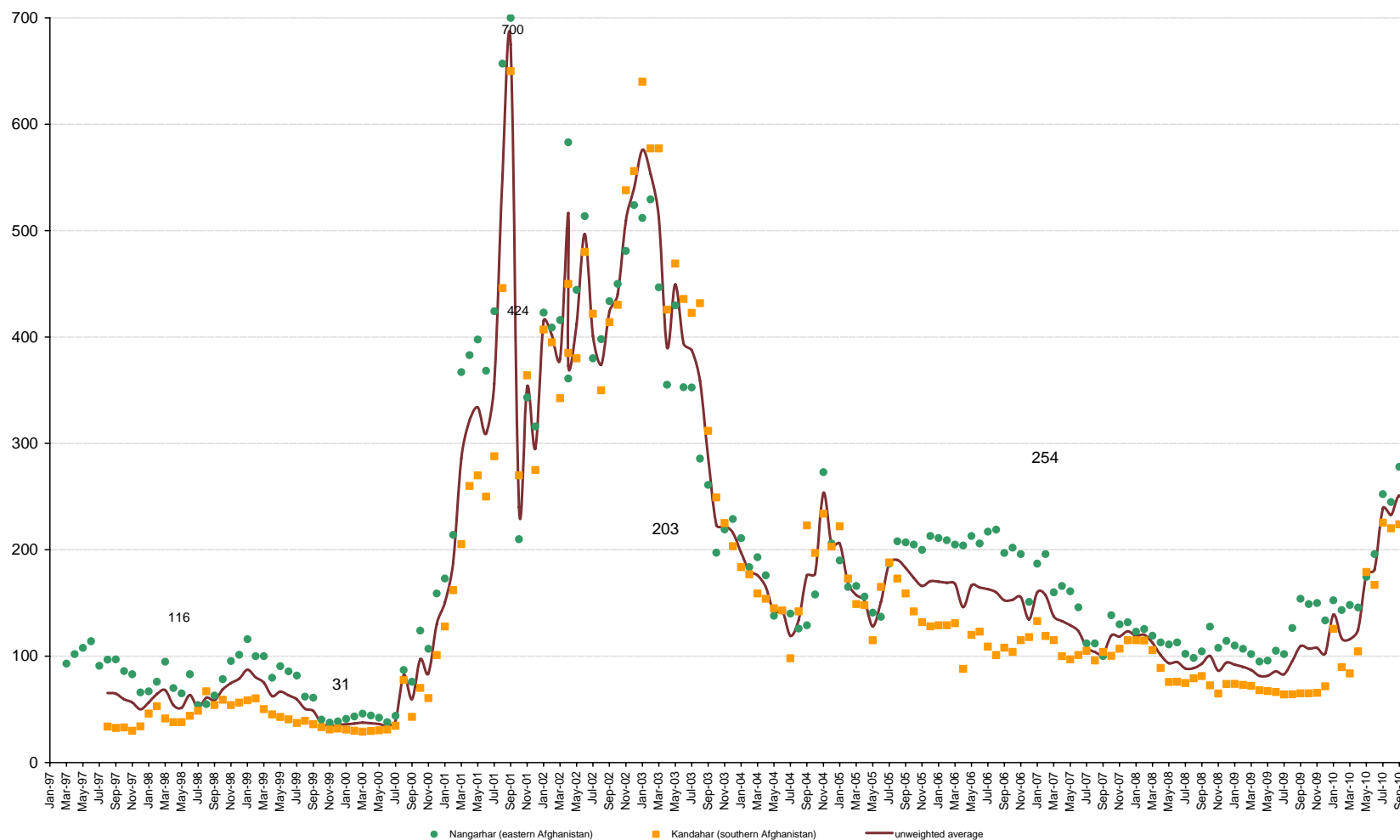
The consumer prices of heroin, opium and cannabis collected form different regions of Afghanistan are as below. The quality of product varies widely in different regions. The low price of heroin in North-eastern region is attributed to its low quality.

Graph 5: Consumer Price of Heroin, Opium and Cannabis in US\$/Kg by Region

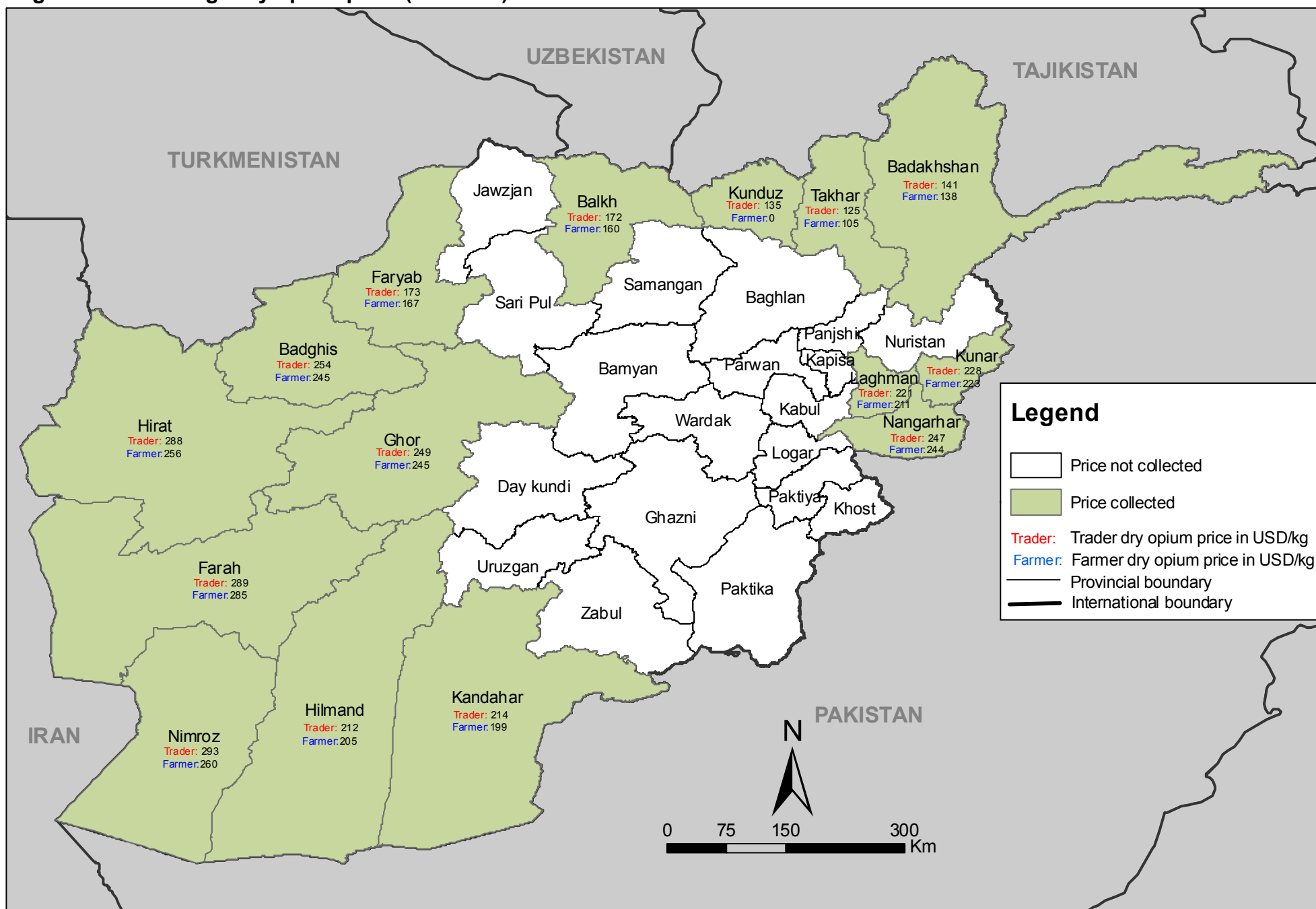


Graph 5:

Average price of dry opium in Nangarhar and Kandahar provinces collected from traders (US\$/kg), March 1997 - October 2010



Afghanistan: Average dry opium price (Oct 2010)



Source: Government of Afghanistan - National monitoring system implemented by MCN / UNODC

Note: The boundaries and names shown and the designations used on this map do not imply official endorsement or acceptance by the United Nations.

Regional grouping of provinces for the opium poppy survey in Afghanistan



Source: Government of Afghanistan - National monitoring system implemented by UNODC
 Note: The boundaries and names shown and the designations used on this map do not imply official endorsement or acceptance by the United Nations.