



**Islamic Republic of Afghanistan
Ministry of Counter Narcotics**



UNODC
United Nations Office on
Drugs and Crime

November 2010 مطابق قوس ۱۳۸۹ هجری-شمسی

Afghanistan Opium Price Monitoring Monthly Report



**Ministry of Counter Narcotics, Islamic Republic of Afghanistan, Kabul
And
United Nations Office on Drugs and Crime, Kabul**

Summary

- Opium prices are collected from 15 of 34 provinces. The prices are collected for dry and fresh opium from traders (Trader prices) and farmers (farm gate prices). Heroin and cannabis resin prices are also collected from six province of Afghanistan and Peshawar, the nearest town in Pakistan.

- Dry opium prices**

Dry Opium	Nov-09	Nov-10	Increase/ Decrease (%)
Farm gate price (US\$/Kg)	79	213	170%
Trader price (US\$/Kg)	88	228	159%

- Fresh opium prices**

Fresh Opium	Nov-09	Nov-10	Increase/ Decrease (%)
Farm gate price (US\$/Kg)	54	197	265%
Trader price (US\$/Kg)	61	200	228%

- Heroin and cannabis resin prices in Afghanistan**

Afghanistan	Nov-09	Nov-10	Increase/ Decrease (%)
Heroin (US\$/Kg)	2194	3358	53%
Cannabis (US\$/Kg)	54	130	141%

- Heroin and Hashish prices in Peshawar, Pakistan**

Peshawar, Pakistan	Nov-09	Nov-10	Increase/ Decrease (%)
Heroin (US\$/Kg)	2152	4226	96%
Cannabis (US\$/Kg)	227	681	200%

DRY OPIUM:

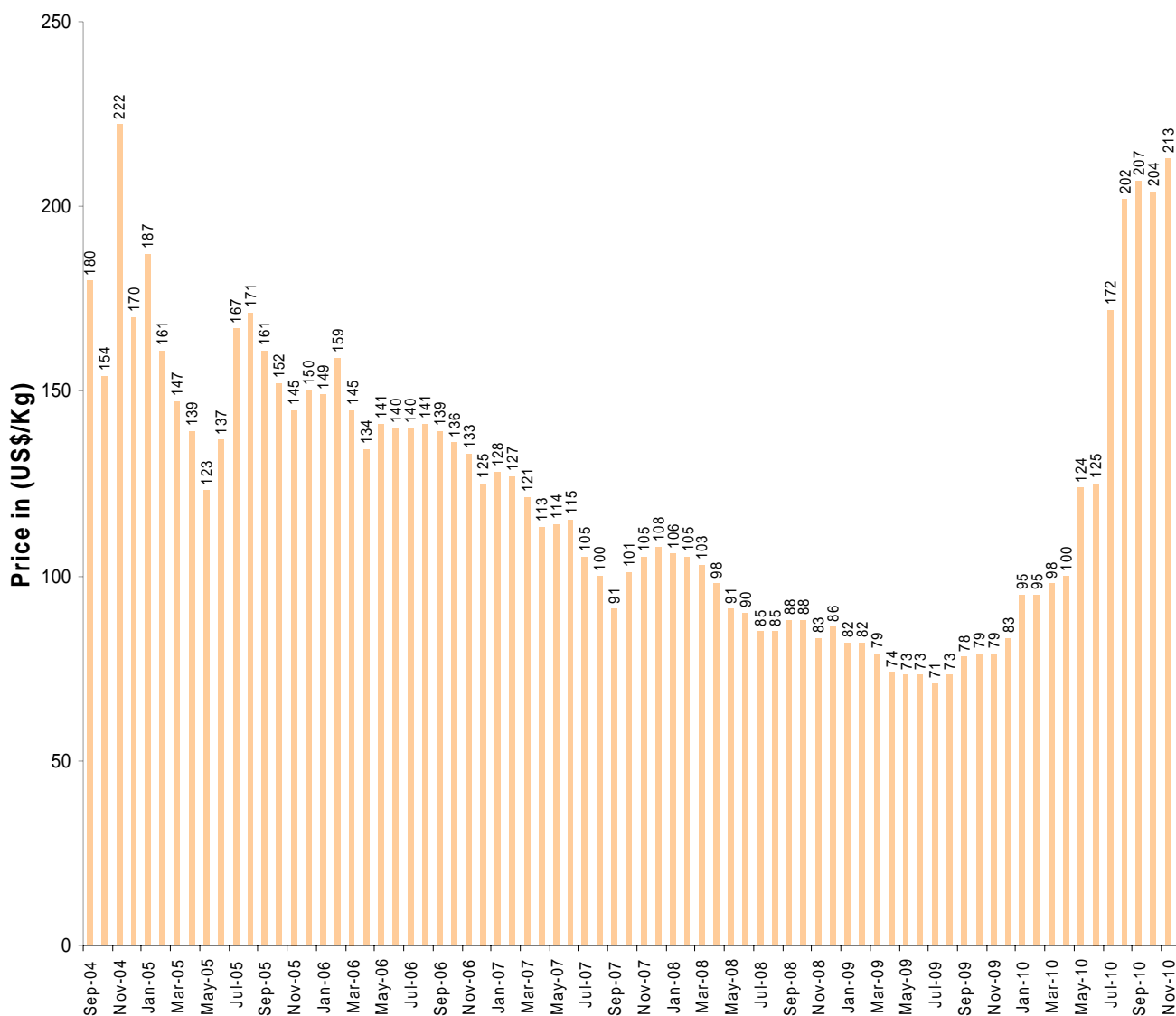
FARM GATE PRICE:

At the end of November 2010, the national average price for one kilogram of dry opium in Afghanistan at the farm gate level was **US\$ 213/kg** with 4% increase compared to price reported in October 2010 (**US\$ 204/kg**). The dry opium price at the farm gate level has increasing trend since July 2009. The price is getting much closer to the highest price reported since September 2004 which was in November 2004 (**US\$ 222/kg**).

The increase in the price of dry opium at the farm-gate level is due to speculation of further increase in prices of opium in the market. This year the opium production has reduced in the disease affected crops in the southern and western provinces.

The average dry opium price is **170%** higher than the price reported in November 2009 which was **US\$ 79/kg**.

Graph 1: ¹ Average price of dry opium from September 2004 to November 2010



¹ Simple average of all observations

TRADER PRICE:

At the end of November 2010, the national average dry opium price collected from traders was **US\$ 228/kg** with **4%** increase compared to the price reported in October 2010 (**US\$ 220/kg**).

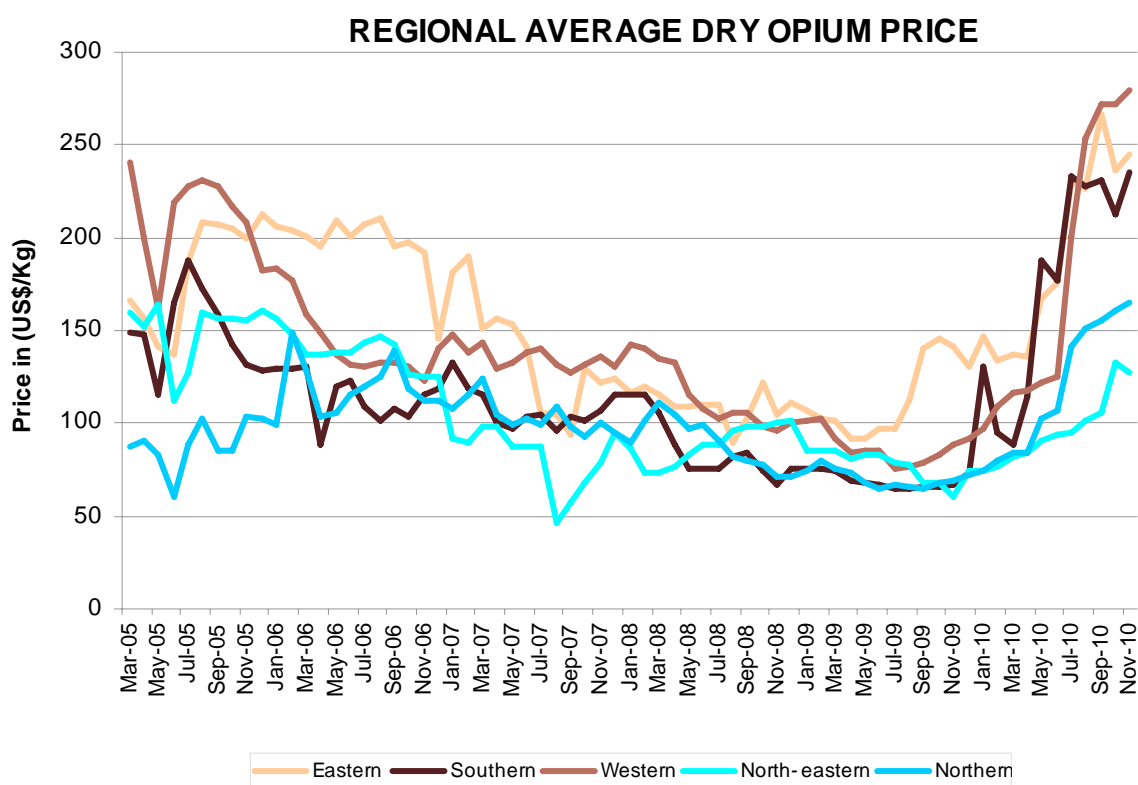
The average dry opium price is **159%** higher than the price reported in November 2009 which was **US\$ 88/kg**.

Dry opium price collected from traders has increased by **4%, 10%, 3%** and **2%** in Eastern, Southern, Western and Northern regions. Price has decreased by **5%** in North-eastern region.

Table 1: Regional average² price of dry opium collected from traders (US\$/Kg)

Region	Price of Dry Opium (USD/Kg)		
	Oct-10	Nov-10	Change
Eastern region (Kunar, Laghman, Nangarhar)	236	245	4%
Southern region (Hilmand, Kandahar)	213	235	10%
Western region (Badghis, Farah, Ghor, Hirat, Nimroz)	272	280	3%
North-eastern region (Badakhshan, Takhar)	133	127	-5%
Northern region (Balkh, Faryab, Kunduz)	161	165	2%
Average	220	228	4%

Graph 2: Regional average² price of dry opium from traders (January 2005- November 2010)



² Simple average of all observations

Graph 3: Provincial average price of dry opium collected from traders, US\$/Kg (Jan 2010 - November 2010)

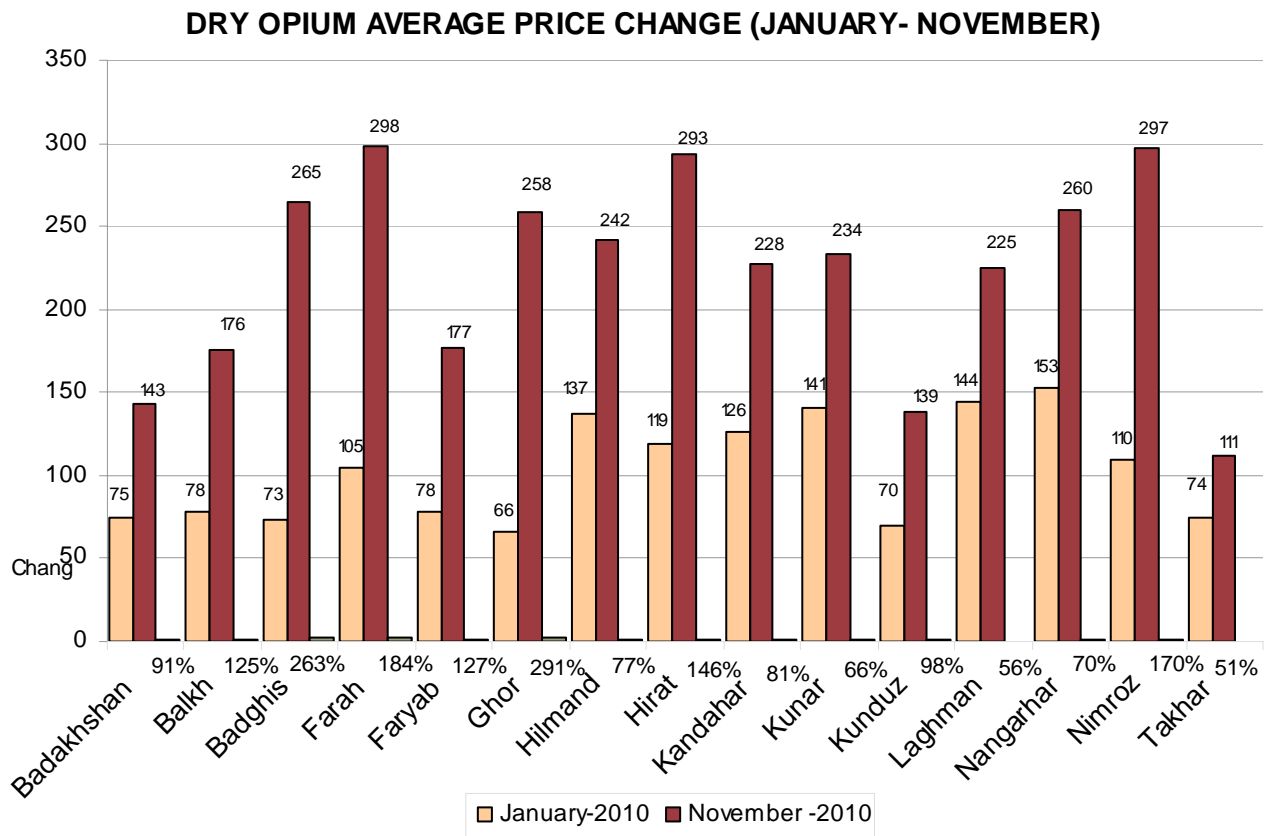


Table 2: Price of Afghanistan dry opium in Peshawar, Pakistan (US\$/Kg):

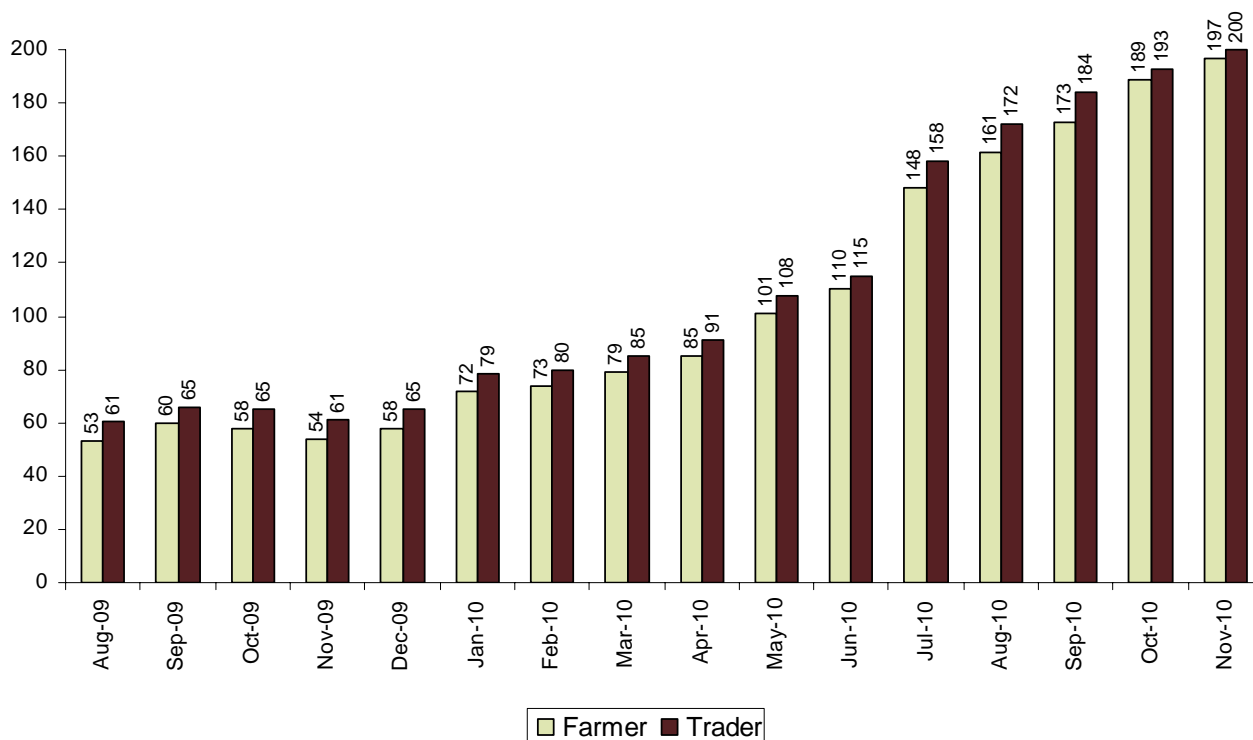
	Nov-09	Dec-09	Jan-10	Feb-10	Mar-10	Apr-10	May-10	Jun-10	Jul-10	Aug-10	Sep-10	Oct-10	Nov-10
Dry Opium	143	153	139	198	207	213	326	233	291	289	350	N/A	364

FRESH OPIUM:

At the end of November 2010, the national average price of fresh opium was **US\$ 197/kg** at farm gate level with **5%** increase and **US\$ 200/kg** at trader level with **3%** increase compared to the prices reported last month (**US\$ 189/kg** and **US\$ 193/kg**) respectively. Fresh opium has increasing trend since November 2009.

Graph: 4 National average fresh opium price (August 2009 – November 2010)

FRESH OPIUM AVERAGE PRICE



HEROIN:

MCN (Ministry of Counter Narcotics) and UNODC regional offices in Afghanistan and Pakistan reported the prices for Heroin as below (prices of best quality considered).

Table 3: Heroin Price in Afghanistan and Pakistan (US\$/Kg)

Afghanistan	Nov-09	Dec-09	Jan-10	Feb-10	Mar-10	Apr-10	May-10	Jun-10	Jul-10	Aug-10	Sep-10	Oct-10	Nov-10
Badakhshan	2539	2539	2633	2610	2595	2664	2736	2743	2715	2816	2813	2983	2979
Balkh	2750	2800	3000	3100	3150	3300	3900	4000	4169	4322	4540	4541	4539
Hirat	1508	1509	1514	1539	1535	1505	1602	1650	1905	2115	2184	2083	2121
Nangarhar	1853	1769	1847	2510	2541	2186	2517	2955	3194	3278	3456	4050	4070
Kandahar	2280	2320	2640	3200	2990	2280	2310	2350	3023	3020	3700	3650	3680
Takhar	2234	2234	2317	2296	2226	2326	2586	2592	2602	2707	2658	2761	2759
Average	2194	2195	2325	2543	2506	2377	2609	2715	2935	3043	3225	3345	3358

Pakistan	Nov-09	Dec-09	Jan-10	Feb-10	Mar-10	Apr-10	May-10	Jun-10	Jul-10	Aug-10	Sep-10	Oct-10	Nov-10
Peshawar	2152	2234	2251	2568	2364	2479	2909	2909	3255	4276	4437	NA	4226

Heroin price has increasing trend since April 2010 in Afghanistan and since March 2010 in Pakistan.

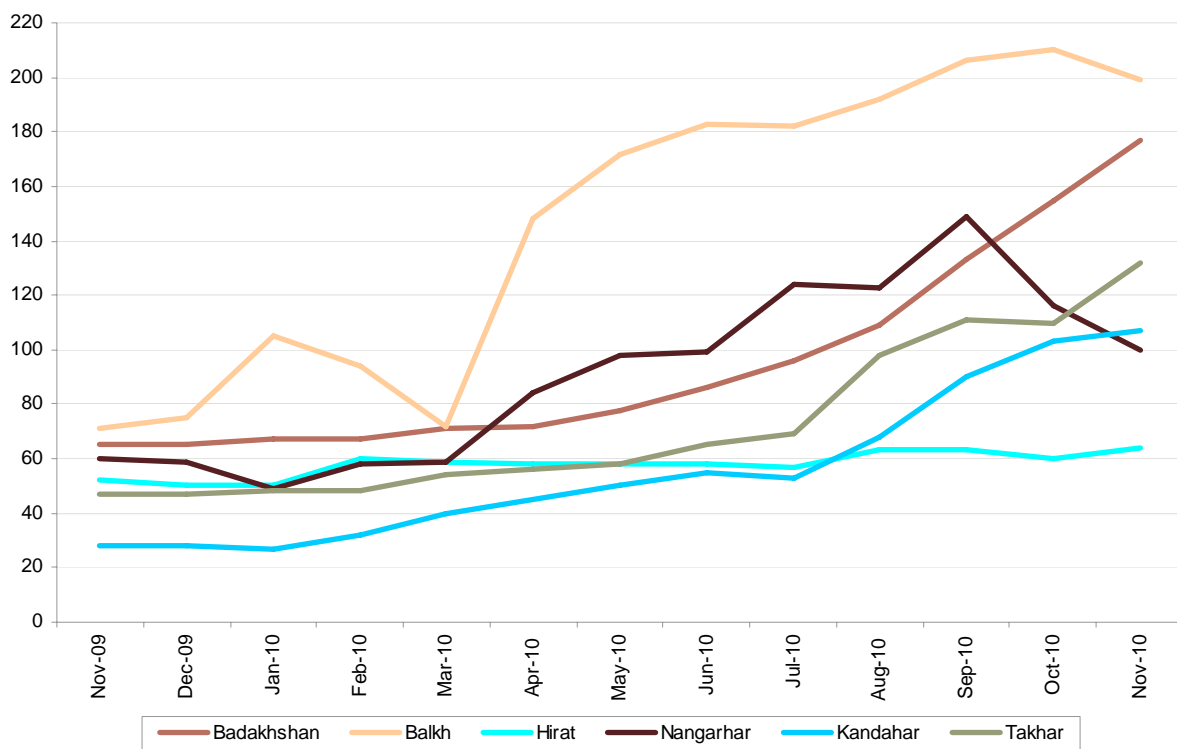
CANNABIS RESIN:

MCN (Ministry of Counter Narcotics) and UNODC regional offices in Afghanistan and Pakistan reported the prices for cannabis resin and hashish respectively as below (prices of best quality considered).

Table 4: Cannabis resin price in Afghanistan (US\$/Kg)

Afghanistan	Nov-09	Dec-09	Jan-10	Feb-10	Mar-10	Apr-10	May-10	Jun-10	Jul-10	Aug-10	Sep-10	Oct-10	Nov-10
Badakhshan	65	65	67	67	71	72	78	86	96	109	133	155	177
Balkh	71	75	105	94	72	148	172	183	182	192	206	210	199
Hirat	52	50	50	60	59	58	58	58	57	63	63	60	64
Nangarhar	60	59	49	58	59	84	98	99	124	123	149	116	100
Kandahar	28	28	27	32	40	45	50	55	53	68	90	103	107
Takhar	47	47	48	48	54	56	58	65	69	98	111	110	132
Average	54	54	58	60	59	77	86	91	97	109	125	126	130

Graph 5: Average price of cannabis resin, US\$/Kg (July 2009 – November 2010)



Cannabis resin price was stable till December 2009 but after January 2010 it has increasing trends.

Table 5: Hashish price in Peshawar, Pakistan (US\$/Kg)

Pakistan	Nov-09	Dec-09	Jan-10	Feb-10	Mar-10	Apr-10	May-10	Jun-10	Jul-10	Aug-10	Sep-10	Oct-10	Nov-10
Peshawar	227	200	254	374	473	531	582	582	523	624	677	NA	681

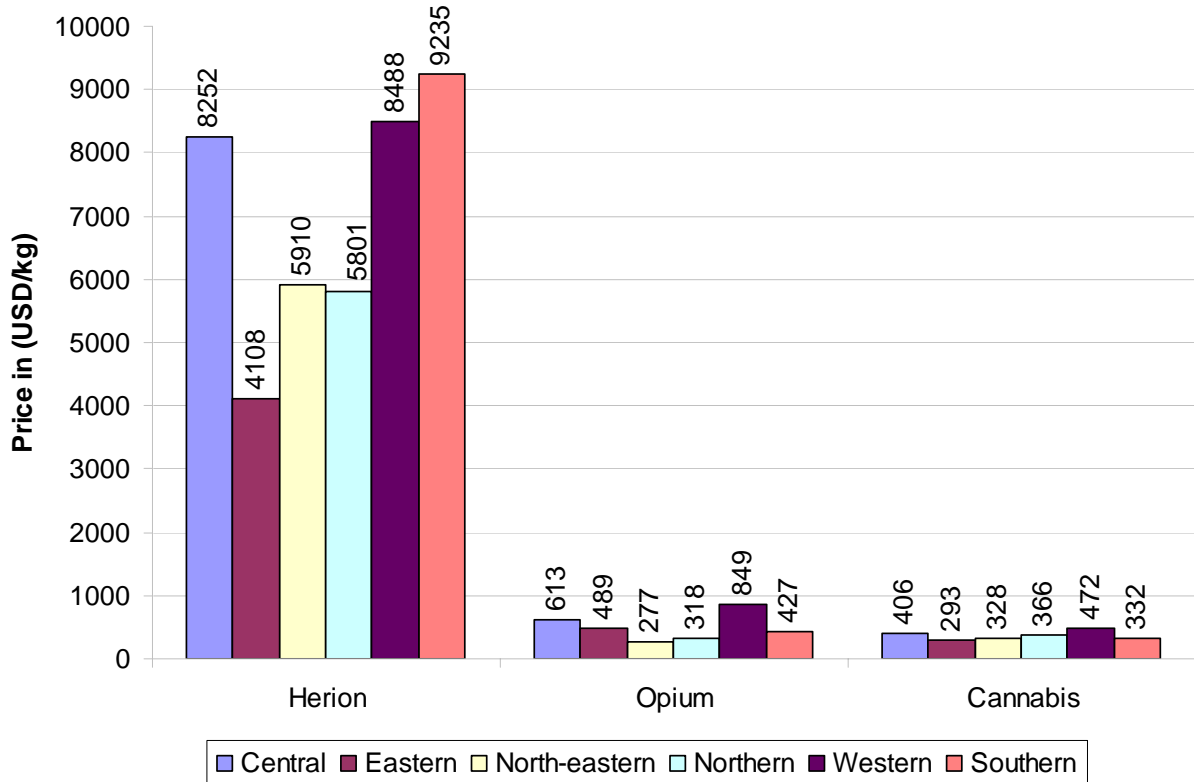
Table 6: Number of observations of dry and fresh opium prices

	Number of observations (n)		Number of provinces price collected
	Farm-gate price	Trader price	
Dry Opium	199	187	15
Fresh Opium	120	132	9

Consumer Price:

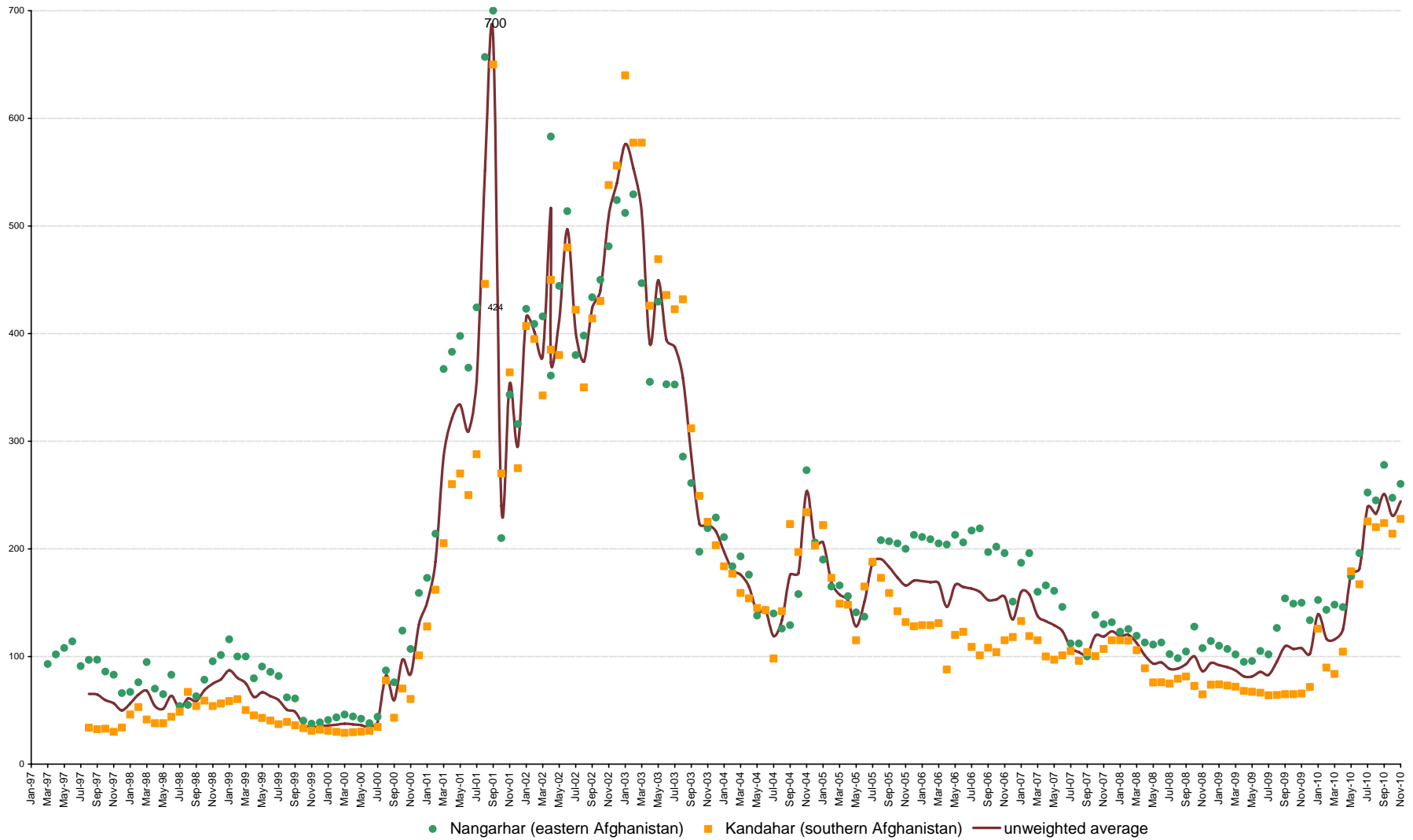
The consumer prices of heroin, opium and cannabis collected from different regions of Afghanistan are as below. The quality of product varies widely in different regions. The prices of best quality available at consumer level have been considered.

Graph 6: Consumer Price of Heroin, Opium and Cannabis in US\$/Kg by Region

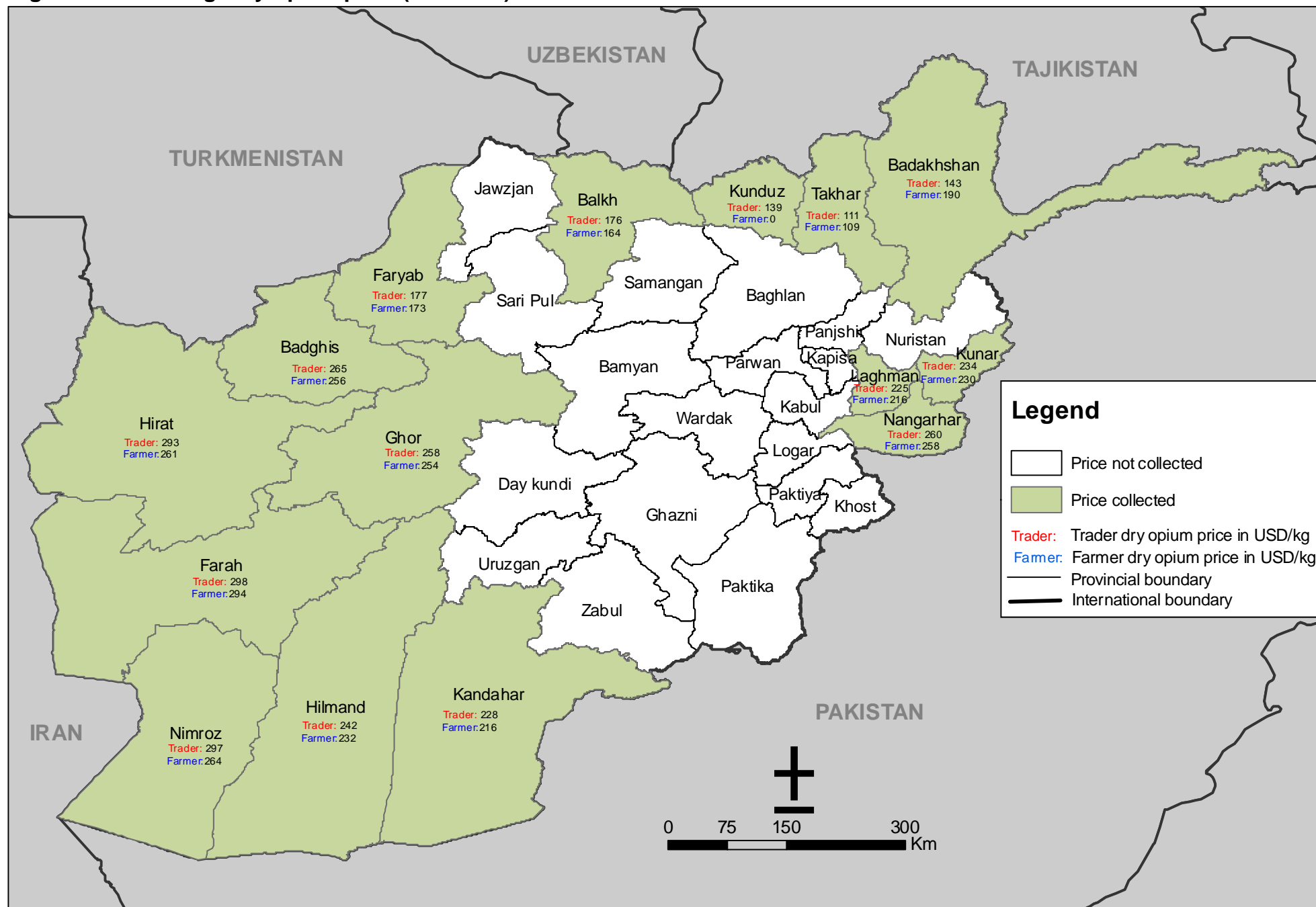


Graph 7:

Average price of dry opium in Nangarhar and Kandahar provinces collected from traders (US\$/kg), March 1997 - November 2010



Afghanistan: Average dry opium price (Nov 2010)



Source: Government of Afghanistan - National monitoring system implemented by MCN / UNODC

Note: The boundaries and names shown and the designations used on this map do not imply official endorsement or acceptance by the United Nations.

Regional grouping of provinces for the opium poppy survey in Afghanistan



Source: Government of Afghanistan - National monitoring system implemented by UNODC

Note: The boundaries and names shown and the designations used on this map do not imply official endorsement or acceptance by the United Nations.