



**Islamic Republic of Afghanistan
Ministry of Counter Narcotics**



UNODC
United Nations Office on
Drugs and Crime

مطابق جوزا ۱۳۸۹ هجری-شمسی May 2010

Afghanistan Opium Price Monitoring Monthly Report



**Ministry of Counter Narcotics, Islamic Republic of Afghanistan, Kabul
And
United Nations Office on Drugs and Crime, Kabul**

MCN / UNODC

Afghanistan Opium Price Monitoring, May 2010

Summary

- Opium prices are collected from 15 of 34 provinces. The prices are collected for dry and fresh opium from traders (Trader prices) and farmers (farm gate prices). Heroin and cannabis resin prices are also collected from six province of Afghanistan and Peshawar, the nearest town in Pakistan.

- Dry opium prices**

Dry Opium	May - 09	May-10	Increase/Decrease (%)
Farm gate price (US\$/Kg)	73	124	70%
Trader price (US\$/Kg)	78	134	72%

- Fresh opium prices**

Fresh Opium	May - 09	May -10	Increase/Decrease (%)
Farm gate price (US\$/Kg)	52	101	94%
Trader price (US\$/Kg)	58	108	86%

- Heroin and cannabis resin prices in Afghanistan**

Afghanistan	May- 09	May -10	Increase/Decrease (%)
Heroin (US\$/Kg)	2153	2609	21%
Cannabis (US\$/Kg)	49	86	76%

- Heroin and Hashish prices in Peshawar, Pakistan**

Peshawar, Pakistan	May -09	May -10	Increase/Decrease (%)
Heroin (US\$/Kg)	3021	2909	-4%
Hashish (US\$/Kg)	222	582	162%

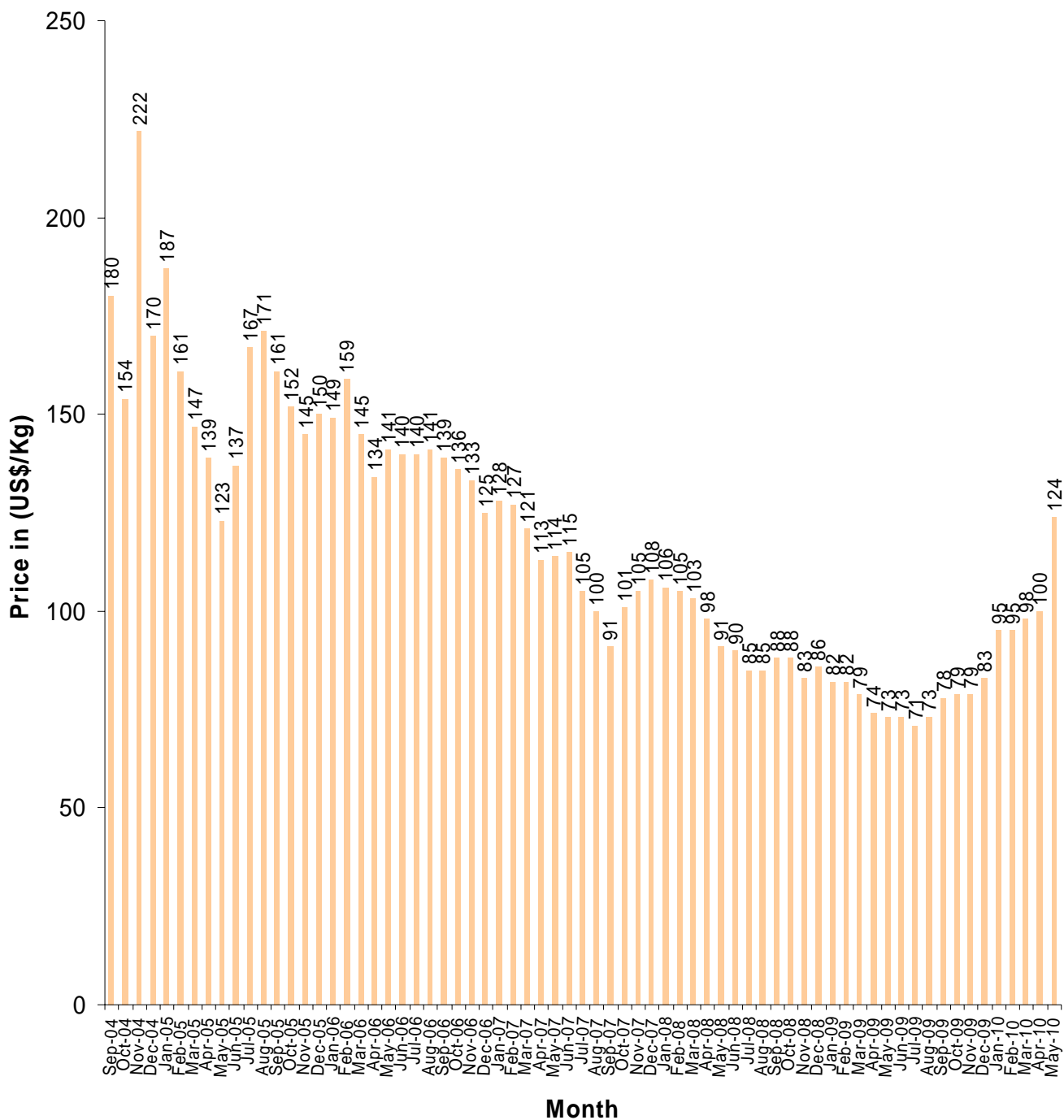
DRY OPIUM:

FARM GATE PRICE:

At the end of May 2010, the national average price for one kilogram of dry opium in Afghanistan at the farm gate level was **US\$ 124/kg** with 25% increase compared to price reported in April 2010 (US\$ 100/kg). The dry opium price at the farm gate level has increasing trend since July 2009

The average dry opium price is 70% higher than the price reported in May 2009 which was US\$ 73/kg.

Graph 1: ¹ Average price of dry opium from September 2004 to May 2010



¹ Simple average of all observations

TRADER PRICE:

At the end of May 2010, the national average dry opium price collected from traders was **US\$ 134/kg** with 22% increase compared to price reported in last month (US\$ 110/kg).

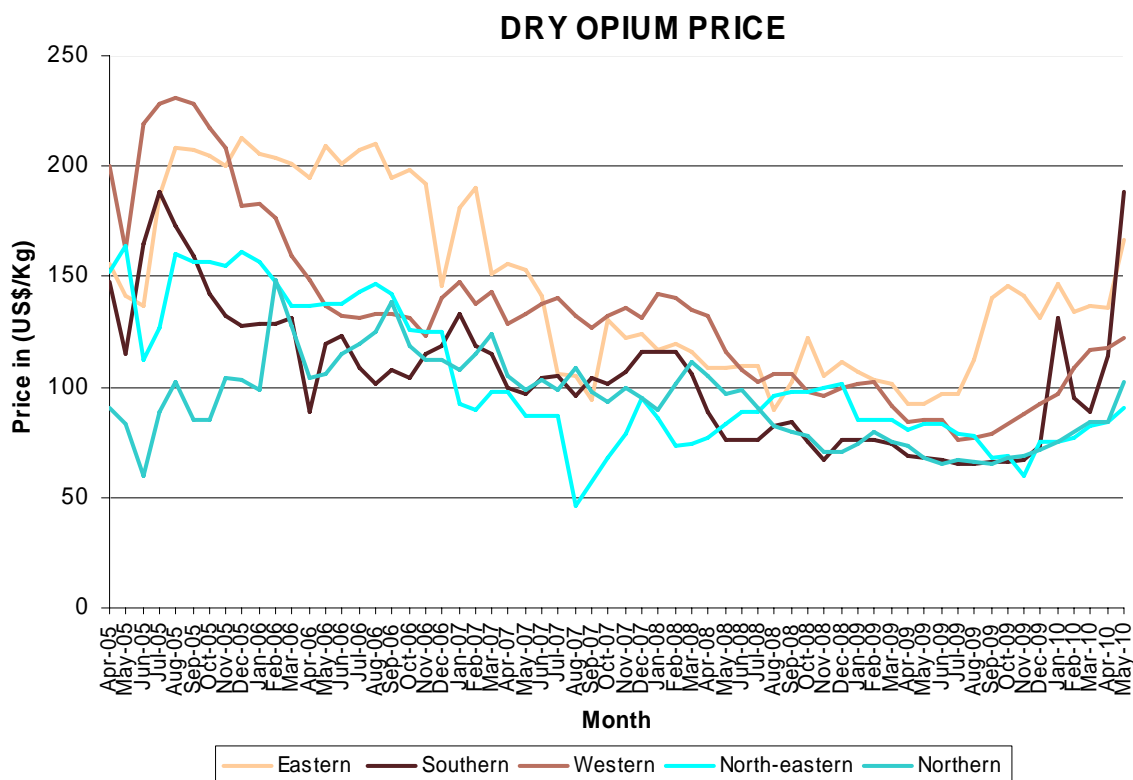
Dry opium price collected from traders has increased by 65%, 23%, 21 %, 8% and 3% in Southern, Eastern, Northern, North-eastern and Western regions respectively.

The highest increase in the price of dry opium collected from traders in the southern region is due to disease occurred in poppy fields, less supply and high demand. The increase in the eastern region is due to increase in the price of heroin. When the price of heroin goes up, there would be high demand for opium.

Table 1: Regional average² price of dry opium collected from traders (US\$/Kg)

Region	Price of Dry Opium (USD/Kg)		
	Apr-10	May-10	Change
Eastern region (Kunar, Laghman, Nangarhar)	136	167	23%
Southern region (Hilmand, Kandahar)	114	188	65%
Western region (Badghis, Farah, Ghor, Hirat, Nimroz)	118	122	3%
North-eastern region (Badakhshan, Takhar)	84	91	8%
Northern region (Balkh, Faryab, Kunduz)	84	102	21%
Average	110	134	22%

Graph 2: Regional average² price of dry opium from traders (January 2005- May 2010)



² Simple average of all observations

Graph 3: Provincial average price of dry opium collected from traders (January 2010 - May 2010)

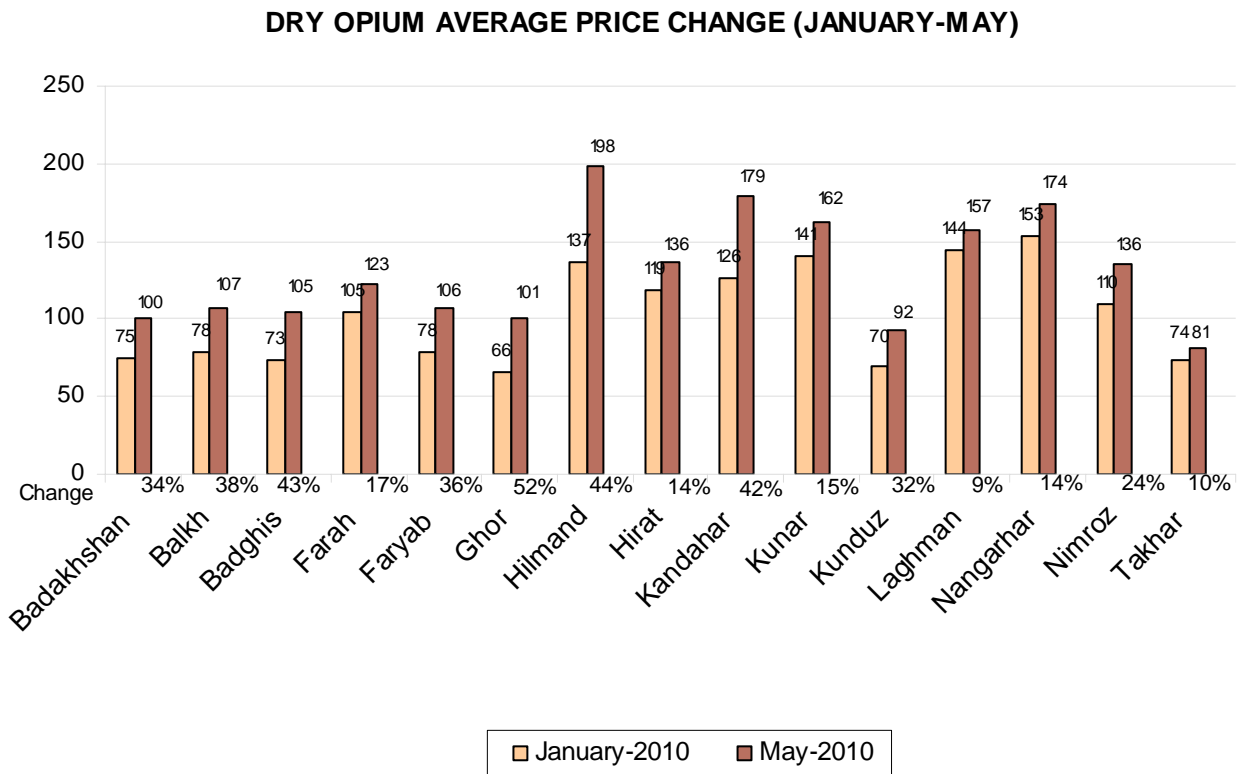


Table 2: Price of Afghanistan dry opium in Pakistan (US\$/Kg):

	May-09	Jun-09	Jul-09	Aug-09	Sep-09	Oct-09	Nov-09	Dec-09	Jan-10	Feb-10	Mar-10	Apr-10	May-10
Dry Opium	222	246	242	302	336	312	227	200	254	374	473	531	582

FRESH OPIUM:

At the end of May 2010, the national average price of fresh opium was **US\$ 101/kg** at farm gate level with 19% increase and **US\$ 108/kg** at trader level with 18% increase compared to the prices reported last month (US\$ 85/kg and US\$ 91/kg respectively). Fresh opium prices at farm gate and trader level were well above US\$100/kg till early 2007.

HEROIN PRICES:

MCN & UNODC regional offices in Afghanistan and Pakistan reported below prices for Heroin (prices of best quality considered).

Table 3: Heroin Price in Afghanistan and Pakistan (US\$/Kg)

Afghanistan	May-09	Jun-09	Jul-09	Aug-09	Sep-09	Oct-09	Nov-09	Dec-09	Jan-10	Feb-10	Mar-10	Apr-10	May-10
Badakhshan	2383	2383	2512	2495	2526	2536	2539	2539	2633	2610	2595	2664	2736
Balkh	2850	2800	2750	2700	2650	2700	2750	2800	3000	3100	3150	3300	3900
Hirat	1500	1400	1450	1499	1509	1505	1508	1509	1514	1539	1535	1505	1602
Nangarhar	1800	1783	1751	1749	1866	1857	1853	1769	1847	2510	2541	2186	2517
Kandahar	2290	2280	2270	2265	2270	2275	2280	2320	2640	3200	2990	2280	2310
Takhar	2097	2097	2211	2196	2223	2232	2234	2234	2317	2296	2226	2326	2586
Average	2153	2124	2157	2151	2174	2184	2194	2195	2325	2543	2506	2377	2609

Pakistan	May-09	Jun-09	Jul-09	Aug-09	Sep-09	Oct-09	Nov-09	Dec-09	Jan-10	Feb-10	Mar-10	Apr-10	May-10
Peshawar	3021	2828	2415	2412	2400	2636	2152	2234	2251	2568	2364	2479	2909

CANNABIS RESIN PRICES:

MCN & UNODC regional offices in Afghanistan and Pakistan reported below prices for cannabis resin and hashish respectively (prices of best quality considered).

Table 4: Cannabis resin price in Afghanistan (US\$/Kg)

Afghanistan	May-09	Jun-09	Jul-09	Aug-09	Sep-09	Oct-09	Nov-09	Dec-09	Jan-10	Feb-10	Mar-10	Apr-10	May-10
Badakhshan	65	65	68	68	69	69	65	65	67	67	71	72	78
Balkh	67	67	66	64	61	65	71	75	105	94	72	148	172*
Hirat	61	55	50	50	50	50	52	50	50	60	59	58	58
Nangarhar	37	35	36	43	52	48	60	59	49	58	59	84	98
Kandahar	20	22	23	26	32	30	28	28	27	32	40	45	50
Takhar	44	44	46	46	46	47	47	47	48	48	54	56	58
Average	49	48	48	50	52	52	54	54	58	60	59	77	86

* The increase in the cannabis price in Balkh province is due to very high demand and low cultivation.

Table 5: Hashish price in Pakistan (US\$/Kg)

Pakistan	May-09	Jun-09	Jul-09	Aug-09	Sep-09	Oct-09	Nov-09	Dec-09	Jan-10	Feb-10	Mar-10	Apr-10	May-10
Peshawar	129	111	97	145	156	180	143	153	139	198	207	213	326

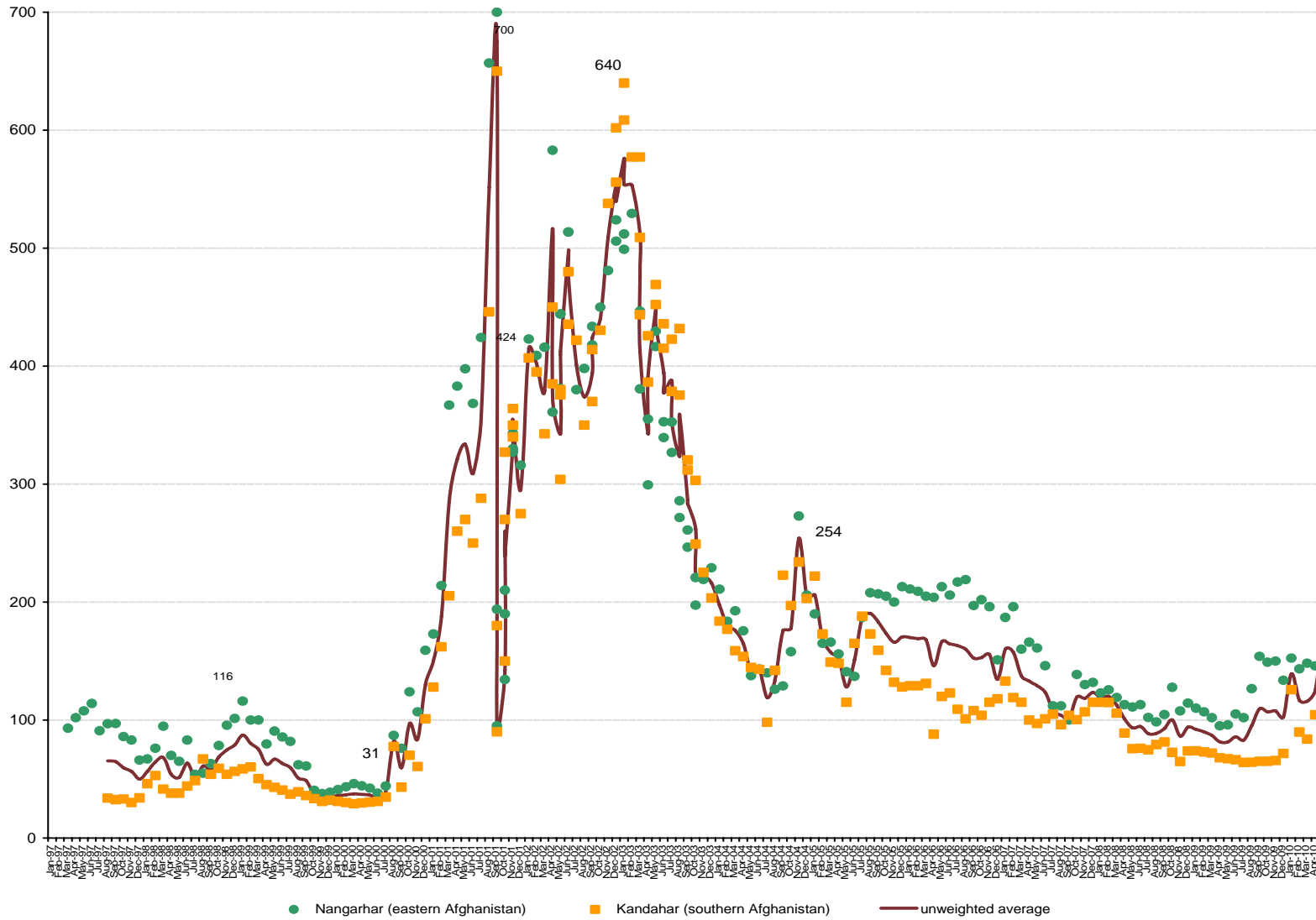
The hashish price in Peshawar has increasing trend since February 2009. The high jump in the price of hashish in May is due to shortage in supply in the markets.

The number of observations for dry and fresh opium prices collected at farm-gate and trader is as below

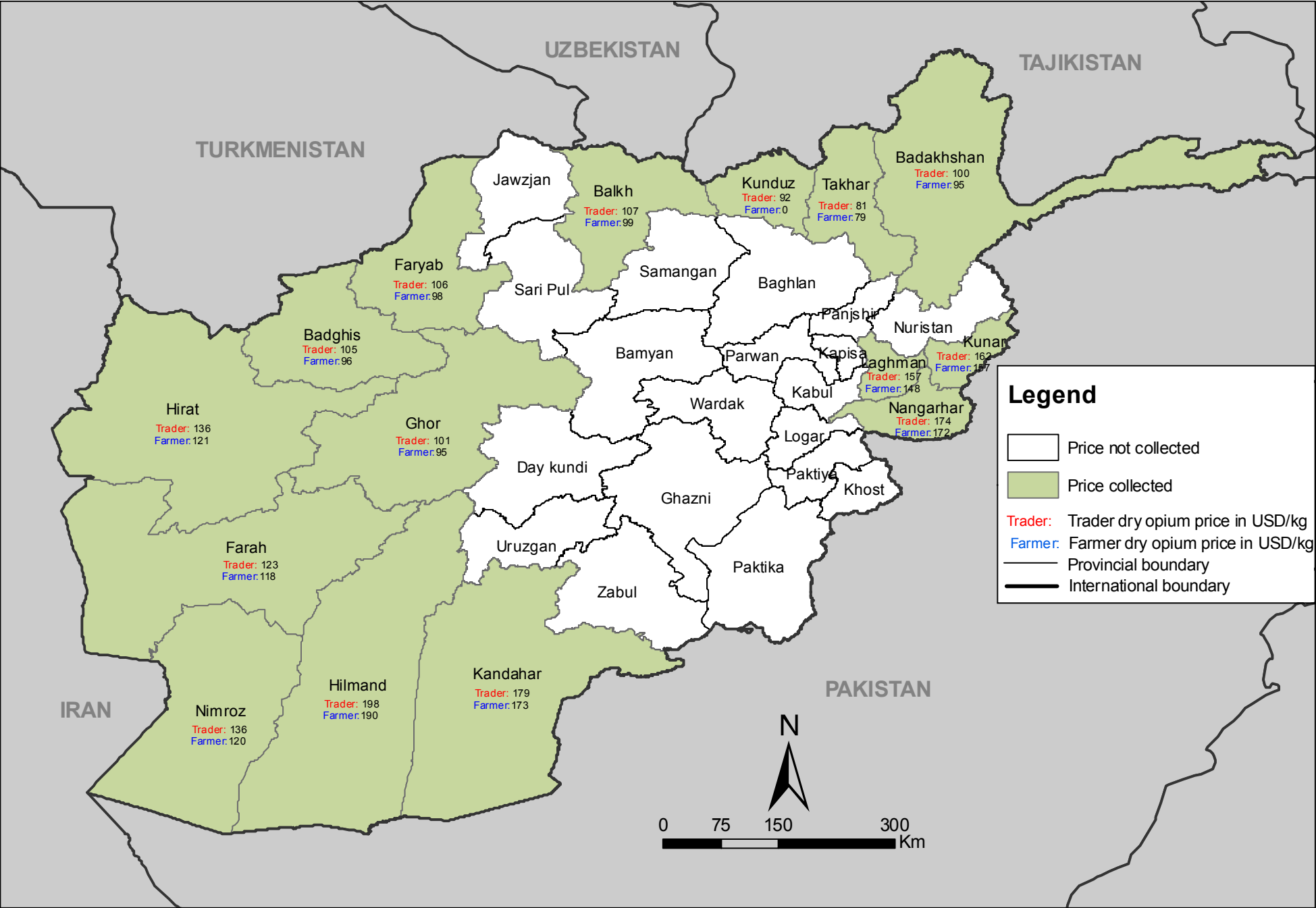
	Number of observations (n)		Number of provinces price collected
	Farm-gate price	Trader price	
Dry Opium	199	187	15
Fresh Opium	140	152	10

Graph 4:

Average price of dry opium in Nangarhar and Kandahar provinces collected from traders (US\$/kg), March 1997 - May 2010



Afghanistan: Average dry opium price (May 2010)



Source: Government of Afghanistan - National monitoring system implemented by MCN / UNODC
 Note: The boundaries and names shown and the designations used on this map do not imply official endorsement or acceptance by the United Nations.

Regional grouping of provinces for the opium poppy survey in Afghanistan



Source: Government of Afghanistan - National monitoring system implemented by UNODC

Note: The boundaries and names shown and the designations used on this map do not imply official endorsement or acceptance by the United Nations.