



**Islamic Republic of Afghanistan
Ministry of Counter Narcotics**



UNODC
United Nations Office on
Drugs and Crime

مطابق جوزا ۱۳۹۰ هجری-شمسی May 2011

Afghanistan Opium Price Monitoring Monthly Report



**Ministry of Counter Narcotics, Islamic Republic of Afghanistan, Kabul
And
United Nations Office on Drugs and Crime, Kabul**

MCN / UNODC

Afghanistan Opium Price Monitoring, May 2011

Summary

- Opium prices are collected from 15 of 34 provinces. The prices are collected for dry and fresh opium from traders (Trader prices) and farmers (farm gate prices). Heroin and cannabis resin prices are collected from six provinces of Afghanistan. Heroin and hashish prices are also collected from Peshawar, the nearest town in Pakistan. As of February 2011, prices of wheat, saffron, cotton and acetic anhydride are also collected from six provinces of Afghanistan.

- Dry opium prices**

Dry Opium	May-10	May-11	Increase/ Decrease (%)
<i>Farm gate price (US\$/Kg)</i>	124	250	101%
<i>Trader price (US\$/Kg)</i>	134	265	98%

- Fresh opium prices**

Fresh Opium	May-10	May-11	Increase/ Decrease (%)
<i>Farm gate price (US\$/Kg)</i>	101	211	109%
<i>Trader price (US\$/Kg)</i>	108	219	104%

- Heroin and cannabis resin prices in Afghanistan**

Afghanistan	May-10	May-11	Increase/ Decrease (%)
<i>Heroin (US\$/Kg)</i>	2,609	3,661	40%
<i>Cannabis (US\$/Kg)</i>	86	141	65%

- Heroin and Hashish prices in Peshawar, Pakistan**

Peshawar, Pakistan	May-10	May-11	Increase/ Decrease (%)
<i>Heroin price (US\$/Kg)</i>	2,909	4,640	60%
<i>Hashish price (US\$/Kg)</i>	582	642	10%

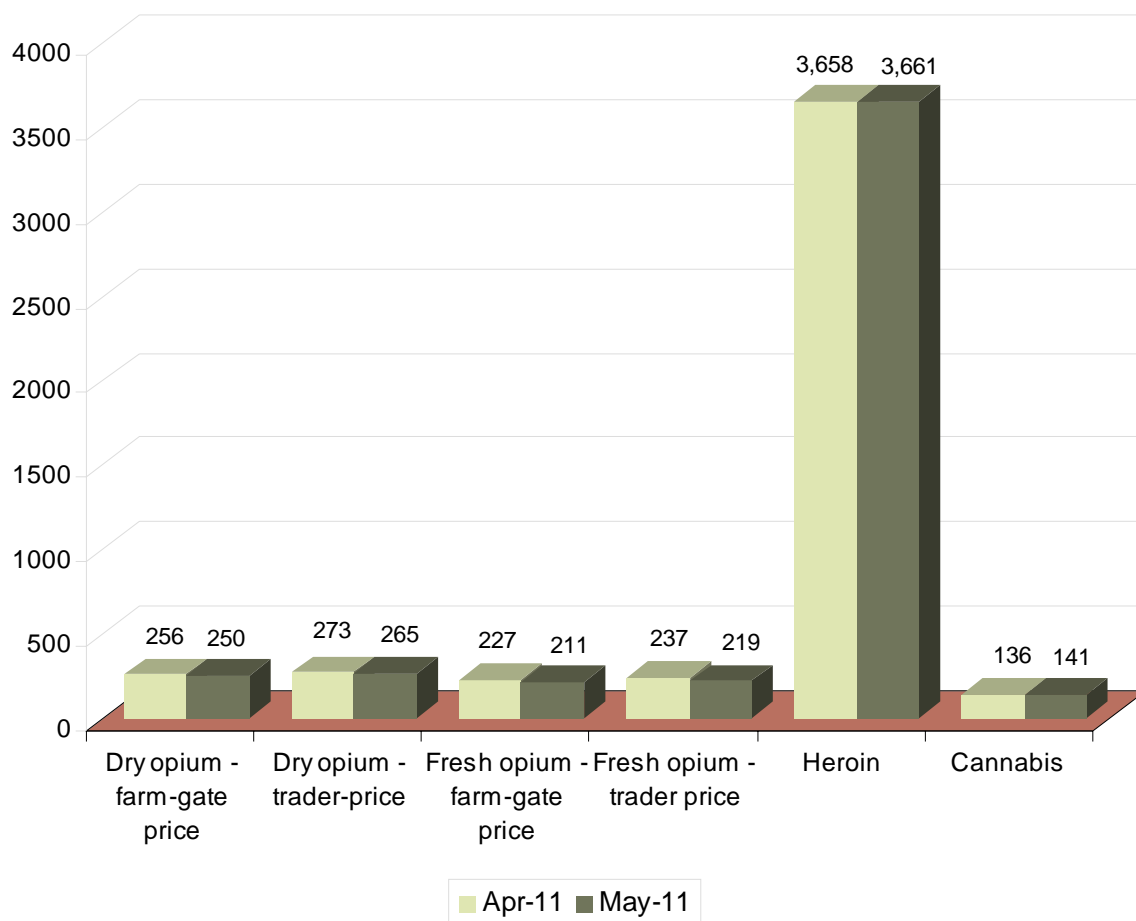
- **Prices at consumer level**

Afghanistan	May-11		
	Heroin	Opium	Hashish
Price in (US\$/Kg)	5,901	519	302

- **Licit crops prices in Afghanistan**

Afghanistan	Apr-11			May-11		
	Wheat	Saffron	Cotton	Wheat	Saffron	Cotton
Price in (US\$/Kg)	0.4	3,190	2.3	0.4	3,568	2.2

Price change of dry opium, fresh opium, heroin and cannabis resin between April 2011 and May 2011



DRY OPIUM:

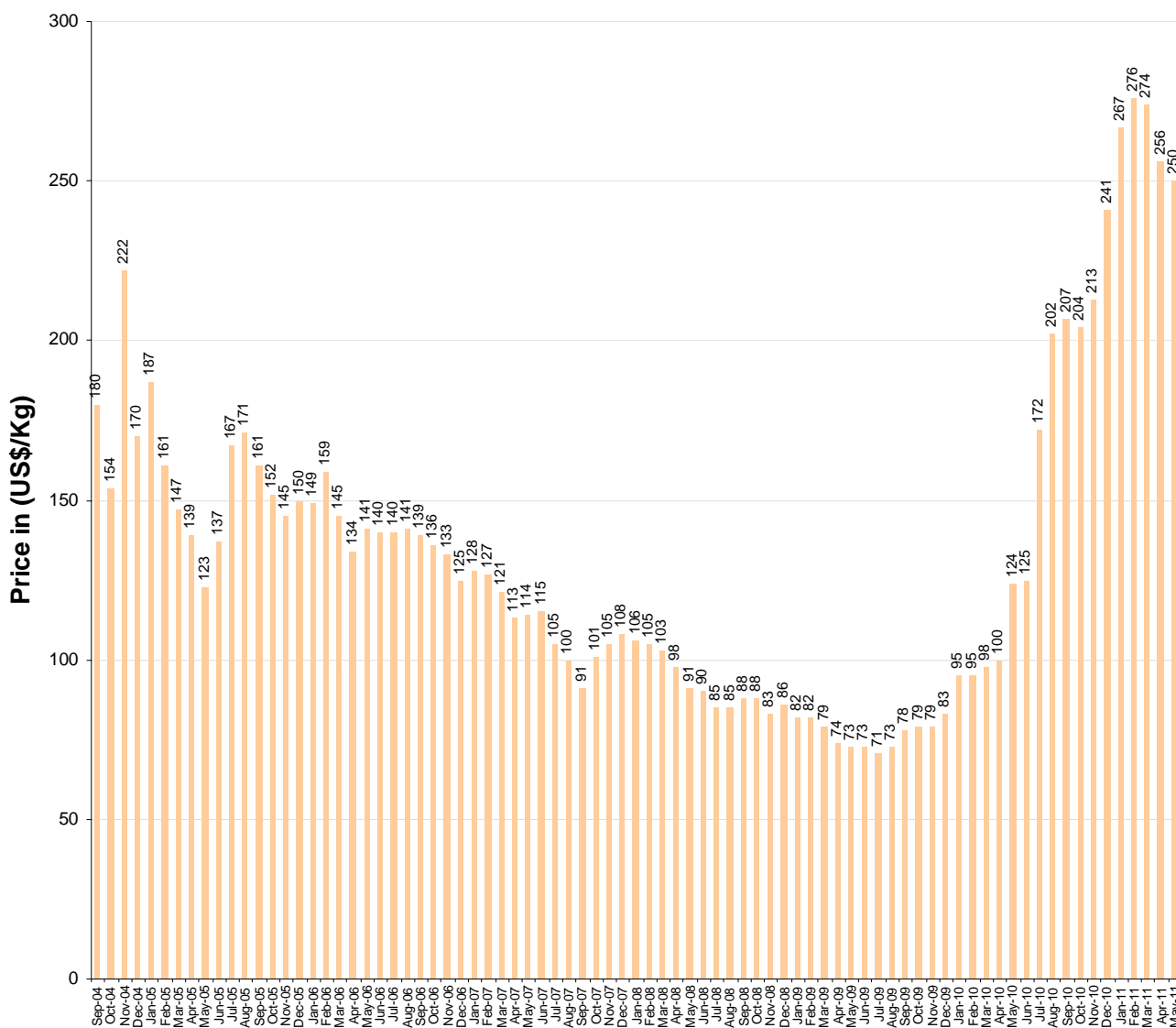
FARM-GATE PRICE:

At the end of May 2011, the national average price for one kilogram of dry opium in Afghanistan at the farm-gate level was **US\$ 250/kg** with **3%** decrease compared to price reported in April 2011 (**US\$ 256/kg**).

The average dry opium price is **101%** higher than the price reported in May 2010 which was **US\$ 124/kg**.

The further decrease in the prices is due to the opium harvesting season and availability of fresh opium in the market.

Graph 1: ¹ Average price of dry opium at farm-gate level from September 2004 to May 2011



TRADER PRICE:

At the end of May 2011, the national average dry opium price collected from traders was **US\$ 265/kg** with **3%** decrease compared to the price reported in April 2011 (**US\$ 273/kg**).

The average dry opium price is **98%** higher than the price reported last year in May 2010 which was **US\$ 134/kg**.

¹ Simple average of all observations

Dry opium price collected from traders has decreased by 1% both in the Southern and Northern regions and by 7% in the Western region. Prices have increased by 1% and 6% in the Eastern and North-eastern regions respectively.

The decrease in the prices is due to the opium harvesting season and availability of fresh opium in the market.

Table 1: Regional average² price of dry opium collected from traders (US\$/Kg)

Region	Price of Dry Opium (USD/Kg)		
	Apr-11	May-11	Change
Eastern region (Kunar, Laghman, Nangarhar)	294	297	1%
Southern region (Hilmand, Kandahar)	251	249	-1%
Western region (Badghis, Farah, Ghor, Hirat, Nimroz)	334	309	-7%
North-eastern region (Badakhshan, Takhar)	173	184	6%
Northern region (Balkh, Faryab, Kunduz)	208	206	-1%
Average³	273	265	-3%

Graph 2: Regional average² price of dry opium from traders (February 2005 to May 2011)

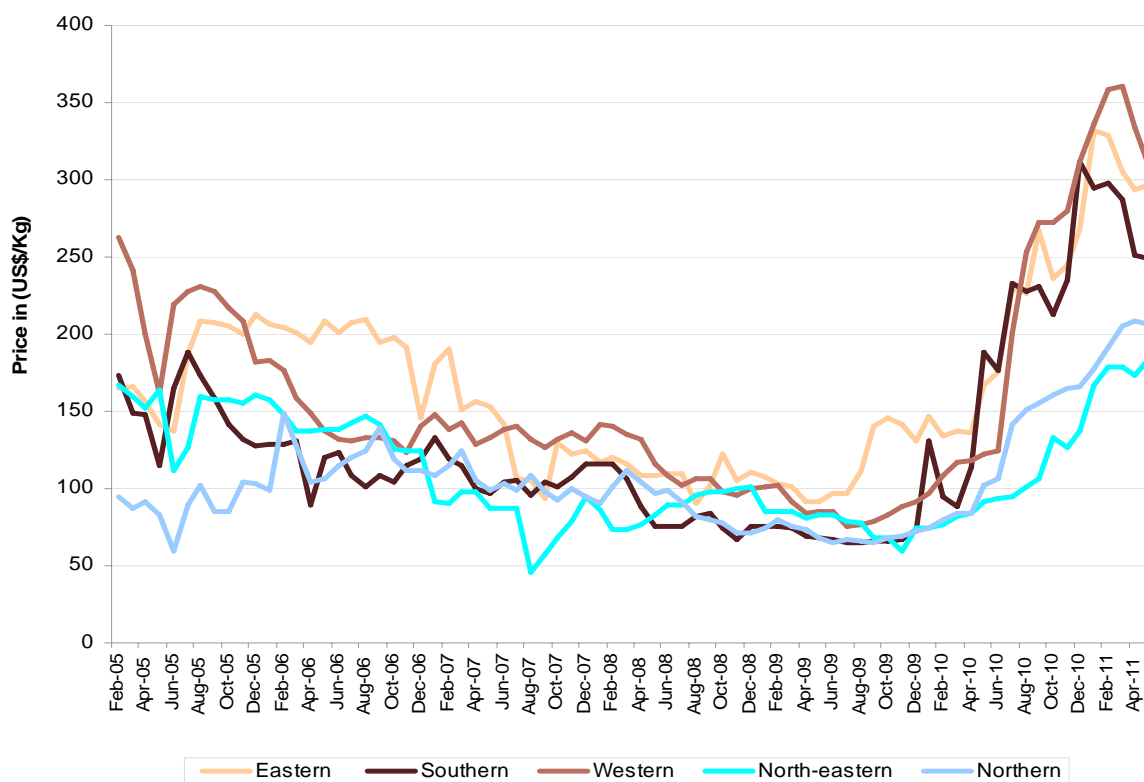


Table 2: Price of Afghanistan dry opium in Peshawar, Pakistan (US\$/Kg):

	May-10	Jun-10	Jul-10	Aug-10	Sep-10	Oct-10	Nov-10	Dec-10	Jan-11	Feb-11	Mar-11	Apr-11	May-11
Dry Opium	326	233	291	289	350	NA	364	NA	NA	329	320	261	286

² Simple average of all observations

³ Simple average of all observations

FRESH OPIUM:

At the end of May 2011, the national average price of fresh opium was **US\$ 211/kg** and **US\$ 219/kg** at the farm-gate and trader level with **7%** and **8%** decrease respectively compared to the price reported in April 2011 which was **US\$ 227/kg** and **US\$ 237/kg** at the farm-gate and trader level respectively.

The decrease in the prices is due to the opium harvesting season and availability of fresh opium in the market.

After the harvest season there is no fresh opium available, but farmers keep their fresh opium in plastic bags or dishes covered with leaves in order to preserve moisture. This opium is referred as fresh opium.

Graph: 3 National average⁴ price of fresh opium price, US\$/kg (August 2009 to May 2011)

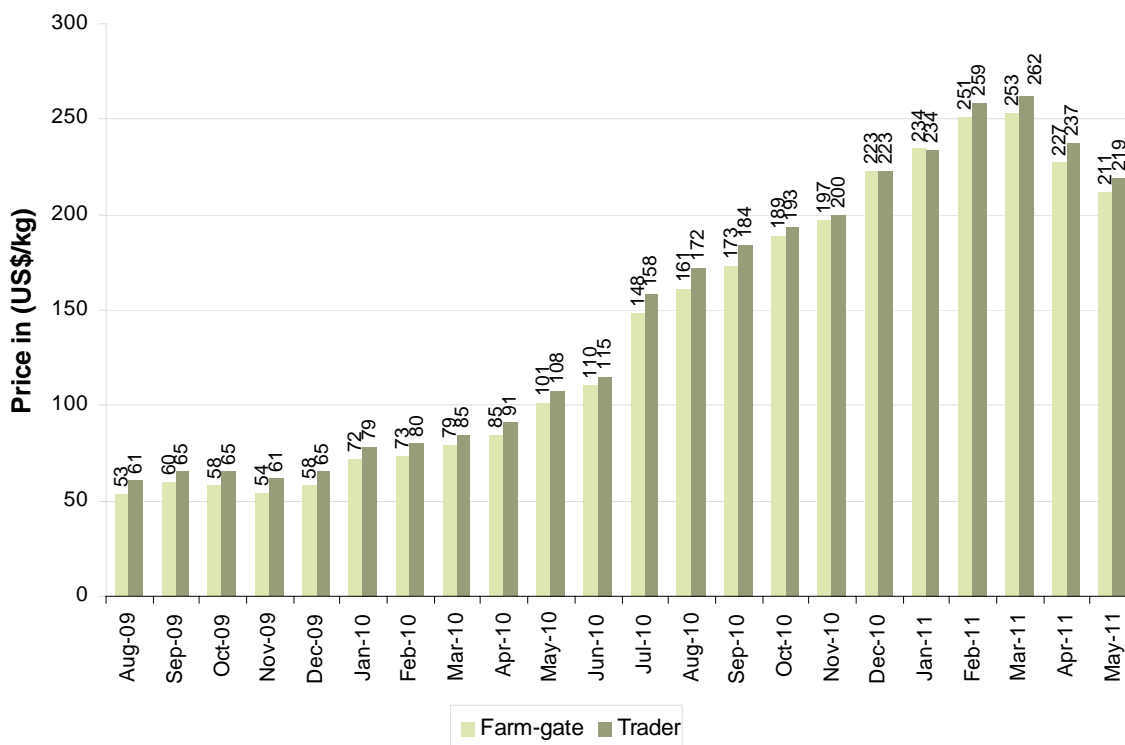


Table 3: Number of observations of dry and fresh opium prices

	Number of observations (n)		Number of provinces price collected
	Farm-gate price	Trader price	
Dry Opium	199	187	15
Fresh Opium	154	154	10

⁴ Simple average of all observations

HEROIN:

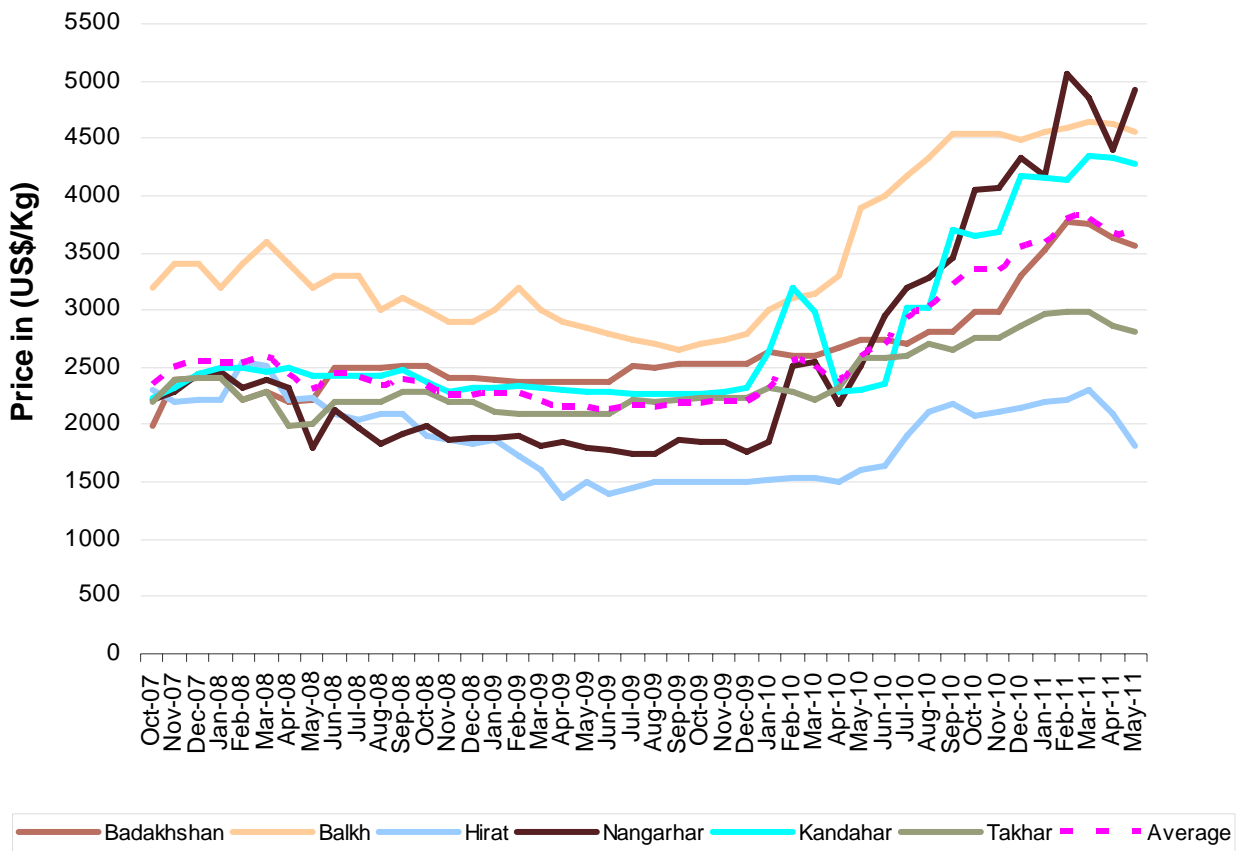
MCN (Ministry of Counter Narcotics) and UNODC regional offices in Afghanistan and Pakistan reported the prices for Heroin as below (prices of best quality considered).

Table 4: Heroin Price in Afghanistan and Pakistan (US\$/Kg)

Afghanistan	May-10	Jun-10	Jul-10	Aug-10	Sep-10	Oct-10	Nov-10	Dec-10	Jan-11	Feb-11	Mar-11	Apr-11	May-11
Badakhshan	2736	2743	2715	2816	2813	2983	2979	3300	3522	3765	3756	3630	3568
Balkh	3900	4000	4169	4322	4540	4541	4539	4490	4552	4596	4638	4631	4563
Hirat	1602	1650	1905	2115	2184	2083	2121	2150	2200	2221	2310	2091	1818
Nangarhar	2517	2955	3194	3278	3456	4050	4070	4334	4167	5058	4858	4404	4924
Kandahar	2310	2350	3023	3020	3700	3650	3680	4170	4155	4140	4342	4338	4282
Takhar	2586	2592	2602	2707	2658	2761	2759	2860	2972	2988	2983	2856	2811
Average⁵	2,609	2,715	2,935	3,043	3,225	3,345	3,358	3,551	3,595	3,795	3,815	3,658	3,661

Pakistan	May-10	Jun-10	Jul-10	Aug-10	Sep-10	Oct-10	Nov-10	Dec-10	Jan-11	Feb-11	Mar-11	Apr-11	May-11
Peshawer	2,909	2,909	3,255	4,276	4,437	NA	4,226	NA	NA	4,582	4,863	4,516	4,640

Graph: 4 Monthly whole sale price of best quality of heroin, US\$/kg (October 2007 to May 2011)



⁵ Simple average of all observations

CANNABIS RESIN:

MCN (Ministry of Counter Narcotics) and UNODC regional offices in Afghanistan and Pakistan reported the prices for cannabis resin and hashish respectively as below (prices of best quality considered).

Table 5: Cannabis resin price in Afghanistan (US\$/Kg)

Afghanistan	May-10	Jun-10	Jul-10	Aug-10	Sep-10	Oct-10	Nov-10	Dec-10	Jan-11	Feb-11	Mar-11	Apr-11	May-11
Badakhshan	78	86	96	109	133	155	177	176	198	199	199	198	195
Balkh	172	183	182	192	206	210	199	142	158	173	155	165	173
Hirat	58	58	57	63	63	60	64	64	71	72	75	68	68
Nangarhar	98	99	124	123	149	116	100	82	82	67	74	85	109
Kandahar	50	55	53	68	90	103	107	115	85	74	77	122	128
Takhar	58	65	69	98	111	110	132	132	143	155	177	176	173
Average⁶	86	91	97	109	125	126	130	119	123	123	126	136	141

Graph 5: Average⁷ price of cannabis resin, US\$/Kg (October 2007 to May 2011)

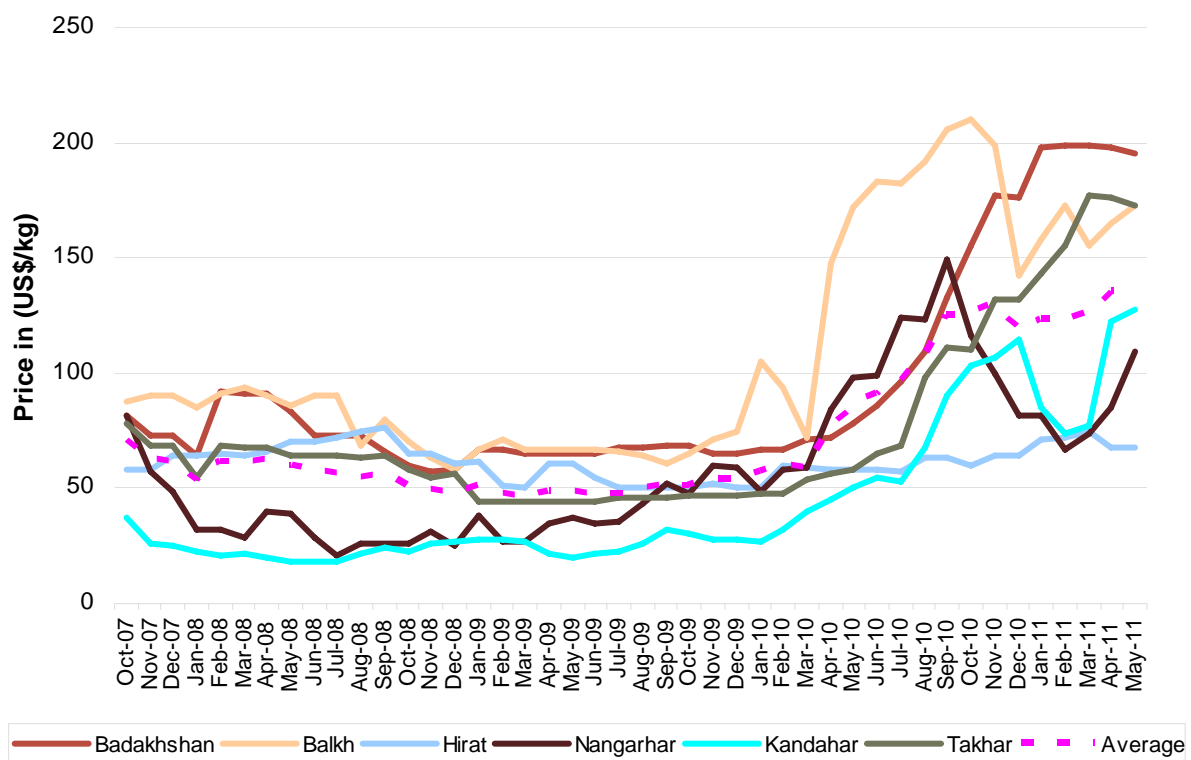


Table 6: Hashish price in Peshawar, Pakistan (US\$/Kg)

Pakistan	May-10	Jun-10	Jul-10	Aug-10	Sep-10	Oct-10	Nov-10	Dec-10	Jan-11	Feb-11	Mar-11	Apr-11	May-11
Peshawar	582	582	NA	624	677	NA	681	NA	NA	646	629	630	642

⁶ Simple average of all observations

⁷ Simple average of all observations

LICIT CROPS:

The prices of some licit crops (wheat, saffron and cotton) collected from different regions of Afghanistan are as below.

Table 7: Licit crops prices in Afghanistan (US\$/Kg)

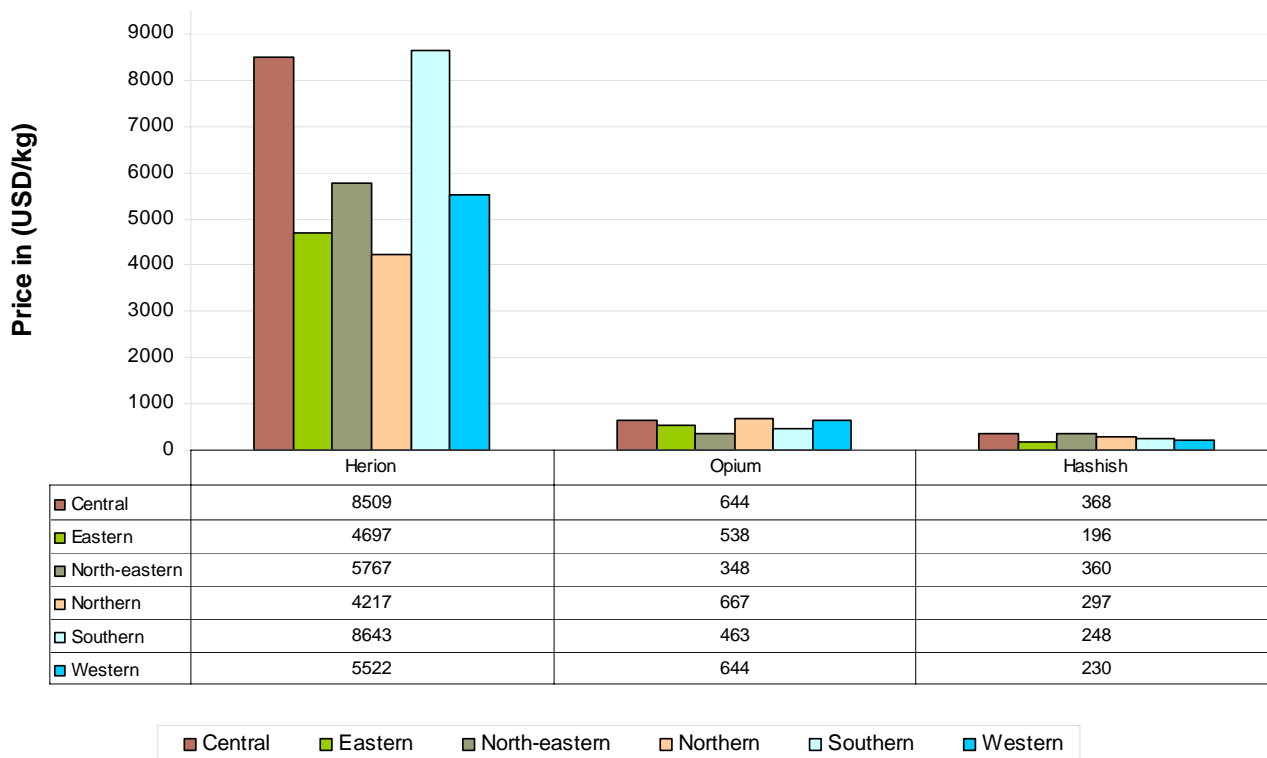
Afghanistan	Apr-11			May-11		
	Wheat	Saffron	Cotton	Wheat	Saffron	Cotton
Badakhshan	0.5	na	na	0.5	na	na
Balkh	0.4	4,400	1.7	0.4	5,190	1.7
Hirat	0.4	1,980	2	0.3	1,946	2
Nangarhar	0.4	na	3.5	0.3	na	3.2
Kandahar	0.5	na	1.8	0.5	na	1.9
Takhar	0.4	na	na	0.4	na	na
Average⁸	0.4	3,190	2.3	0.4	3,568	2.2

na=not available

Consumer price:

The consumer prices of heroin, opium and hashish collected from different regions of Afghanistan are as below. The quality of product varies in different regions.

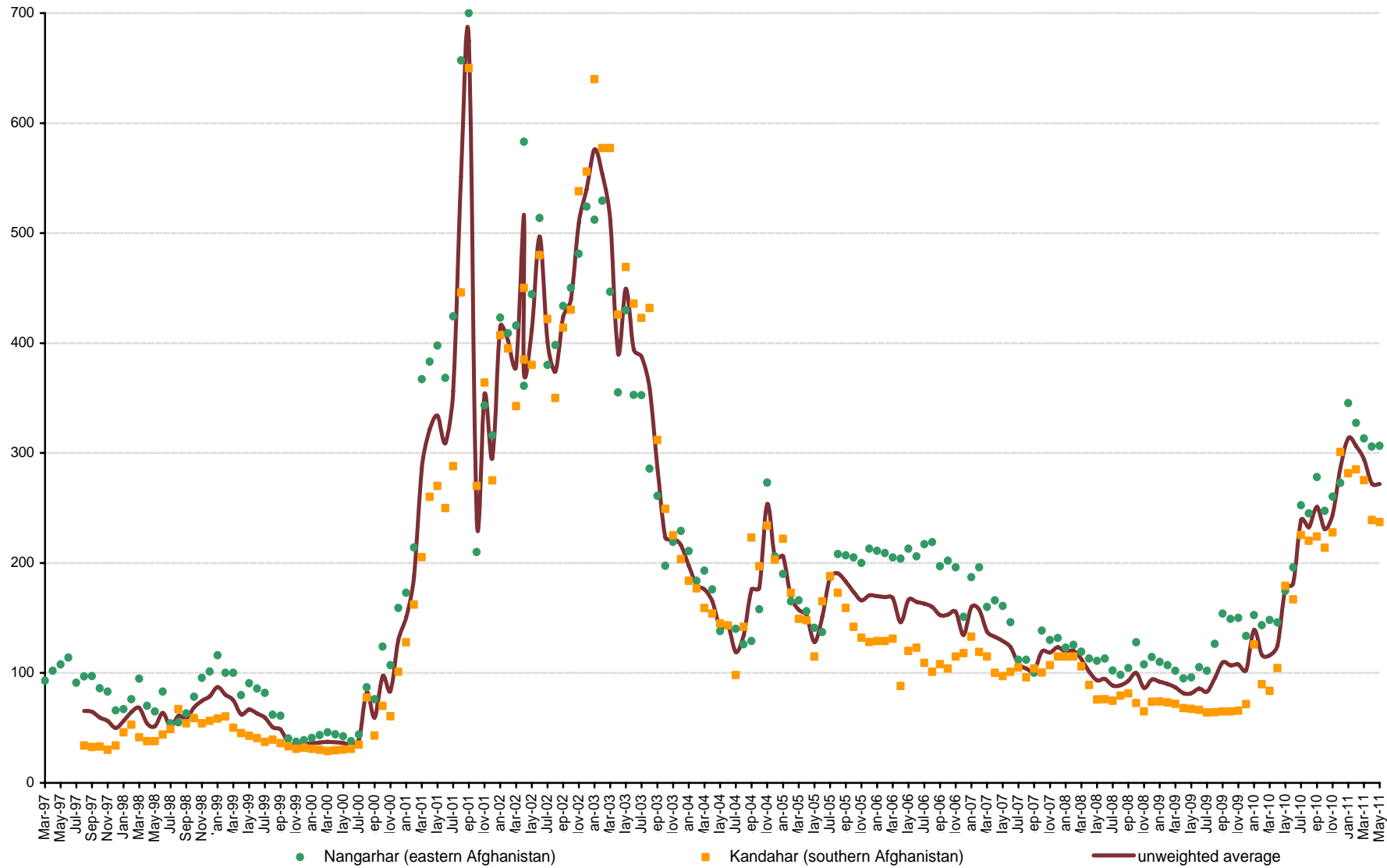
Graph 6: Regional consumer price of Heroin, Opium and Hashish in (US\$/Kg)



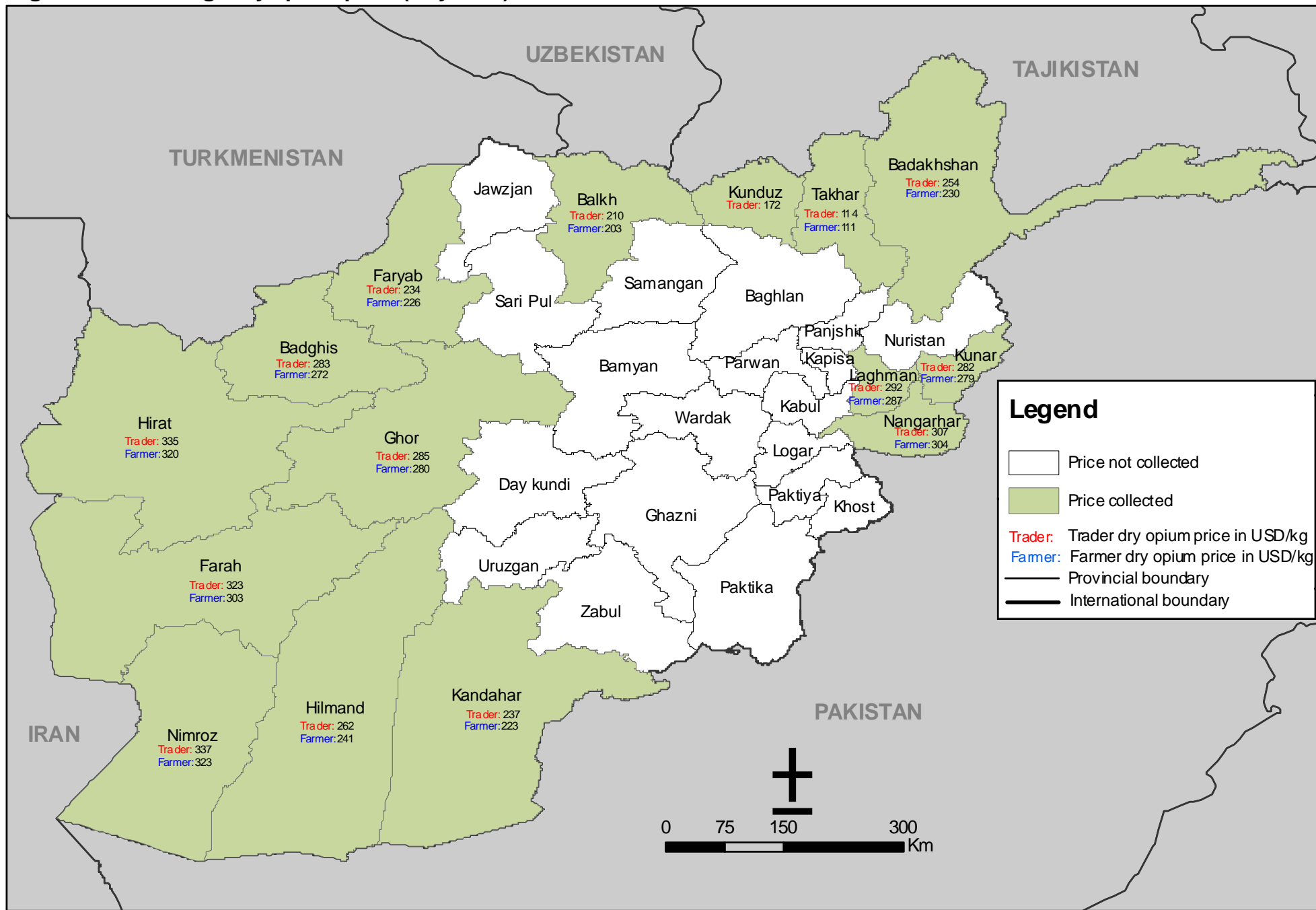
⁸ Simple average of all observations

Graph 7:

Average price of dry opium in Nangarhar and Kandahar provinces collected from traders



Afghanistan: Average dry opium price (May 2011)



Source: Government of Afghanistan - National monitoring system implemented by MCN/ UNODC

Note: The boundaries and names shown and the designations used on this map do not imply official endorsement or acceptance by the United Nations.

Regional grouping of provinces for the opium poppy survey in Afghanistan



Source: Government of Afghanistan - National monitoring system implemented by UNODC

Note: The boundaries and names shown and the designations used on this map do not imply official endorsement or acceptance by the United Nations.