



**Islamic Republic of Afghanistan
Ministry of Counter Narcotics**



UNODC
United Nations Office on
Drugs and Crime

March 2011 مطابق حمل ۱۳۹۰ هجری-شمسی

Afghanistan Opium Price Monitoring Monthly Report



**Ministry of Counter Narcotics, Islamic Republic of Afghanistan, Kabul
And
United Nations Office on Drugs and Crime, Kabul**

MCN / UNODC

Afghanistan Opium Price Monitoring, March 2011

Summary

- Opium prices are collected from 15 of 34 provinces. The prices are collected for dry and fresh opium from traders (Trader prices) and farmers (farm gate prices). Heroin and cannabis resin prices are collected from six provinces of Afghanistan. Heroin and hashish prices are also collected from Peshawar, the nearest town in Pakistan. As of February 2011, prices of wheat, saffron, cotton and acetic anhydride are also collected from six provinces of Afghanistan.

- Dry opium prices**

Dry Opium	Mar-10	Mar-11	Increase/ Decrease (%)
<i>Farm-gate price (US\$/Kg)</i>	98	274	180%
<i>Trader price (US\$/Kg)</i>	105	289	175%

- Fresh opium prices**

Fresh Opium	Mar-10	Mar-11	Increase/ Decrease (%)
<i>Farm-gate price (US\$/Kg)</i>	79	253	220%
<i>Trader price (US\$/Kg)</i>	85	262	208%

- Heroin and cannabis resin prices in Afghanistan**

Afghanistan	Mar-10	Mar-11	Increase/ Decrease (%)
<i>Heroin price (US\$/Kg)</i>	2,506	3,815	52%
<i>Cannabis resin price (US\$/Kg)</i>	59	126	114%

- Heroin and Hashish prices in Peshawar, Pakistan**

Peshawar, Pakistan	Mar-10	Mar-11	Increase/ Decrease (%)
<i>Heroin price (US\$/Kg)</i>	2,364	4,863	106%
<i>Hashish price (US\$/Kg)</i>	473	629	33%

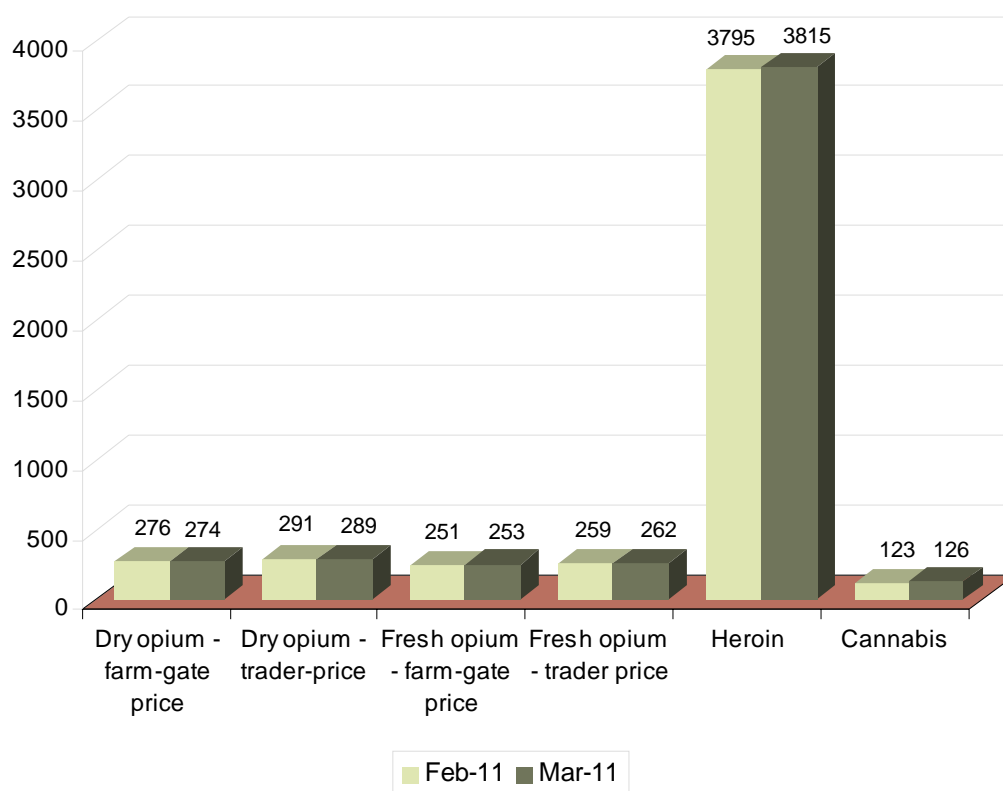
- **Prices at consumer level**

Afghanistan	Mar-11		
	Heroin	Opium	Hashish
Price in (US\$/Kg)	6,606	491	290

- **Licit crops prices in Afghanistan**

Afghanistan	Feb-11			Mar-11		
	Wheat	Saffron	Cotton	Wheat	Saffron	Cotton
Price in (US\$/Kg)	0.5	3,101	1.7	0.3	3,037	2.2

Price change of dry opium, fresh opium, heroin and cannabis resin between February 2011 and March 2011



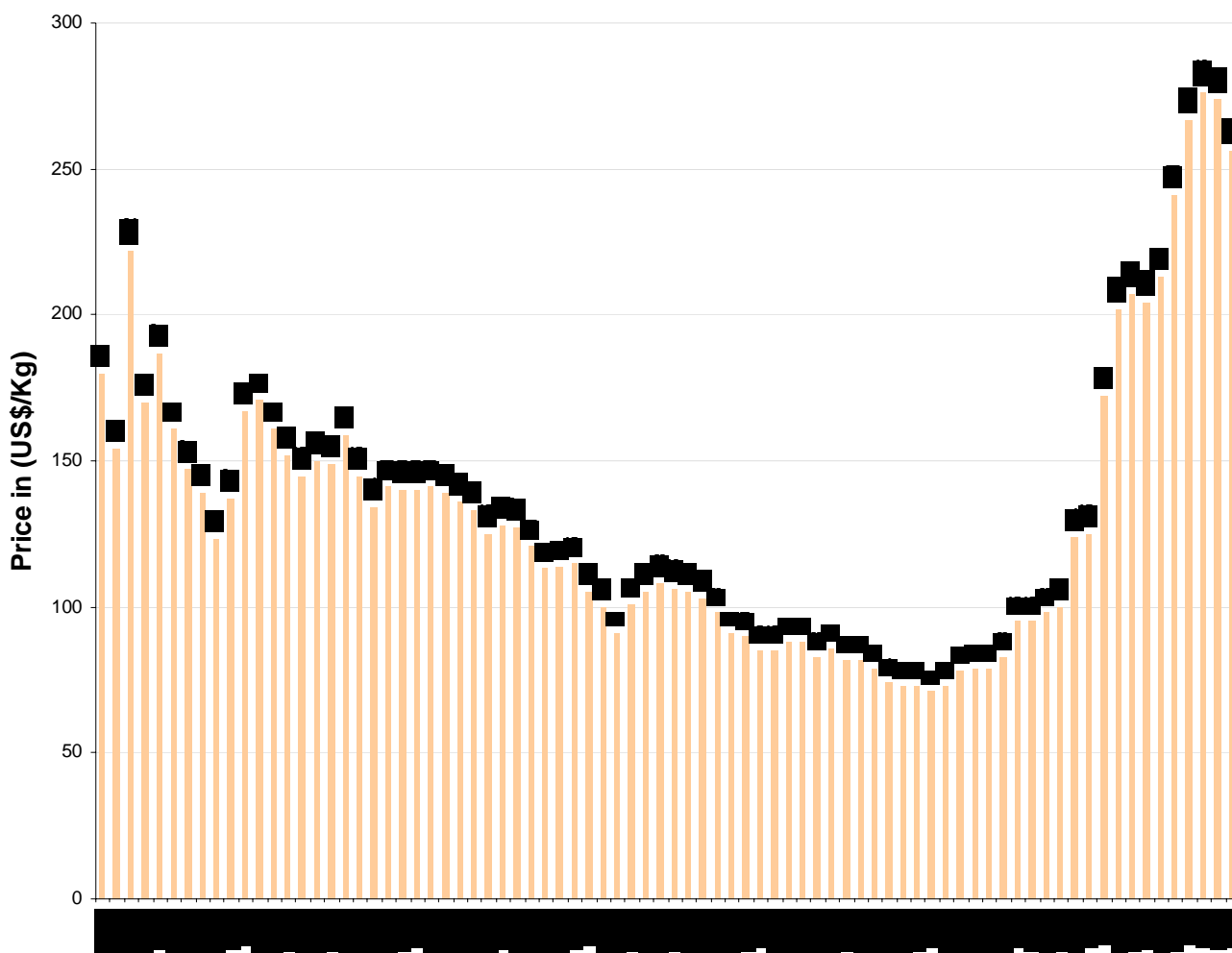
DRY OPIUM:

FARM-GATE PRICE:

At the end of March 2011, the national average price for one kilogram of dry opium in Afghanistan at the farm-gate level was **US\$ 274/kg** with 1% decrease compared to price reported in February 2011 (**US\$ 276/kg**). The dry opium price at the farm-gate level has increasing trend since July 2009.

The average dry opium price is **181%** higher than the price reported in March 2010 which was **US\$ 98/kg**.

Graph 1: ¹ Average price of dry opium at farm-gate level from September 2004 to March 2011



TRADER PRICE:

At the end of March 2011, the national average dry opium price collected from traders was **US\$ 289/kg** with **0.5%** decrease compared to the price reported in February 2011 (**US\$ 291/kg**).

The average dry opium price is **176%** higher than the price reported last year in March 2010 which was **US\$ 105/kg**.

Dry opium price collected from traders has increased by **7%** and **1%** in Northern and Western region respectively. Prices has decreased by **5%** and **4%** in the Eastern and Southern region respectively.

¹ Simple average of all observations

Table 1: Regional average² price of dry opium collected from traders (US\$/Kg)

Region	Price of Dry Opium (USD/Kg)		
	Feb-11	Mar-11	Change
Eastern region (Kunar, Laghman, Nangarhar)	320	305	-5%
Southern region (Hilmand, Kandahar)	298	287	-4%
Western region (Badghis, Farah, Ghor, Hirat, Nimroz)	359	361	1%
North-eastern region (Badakhshan, Takhar)	179	179	0%
Northern region (Balkh, Faryab, Kunduz)	192	205	7%
Average³	291	289	-0.5%

Graph 2: Regional average² price of dry opium from traders (February 2005 to March 2011)

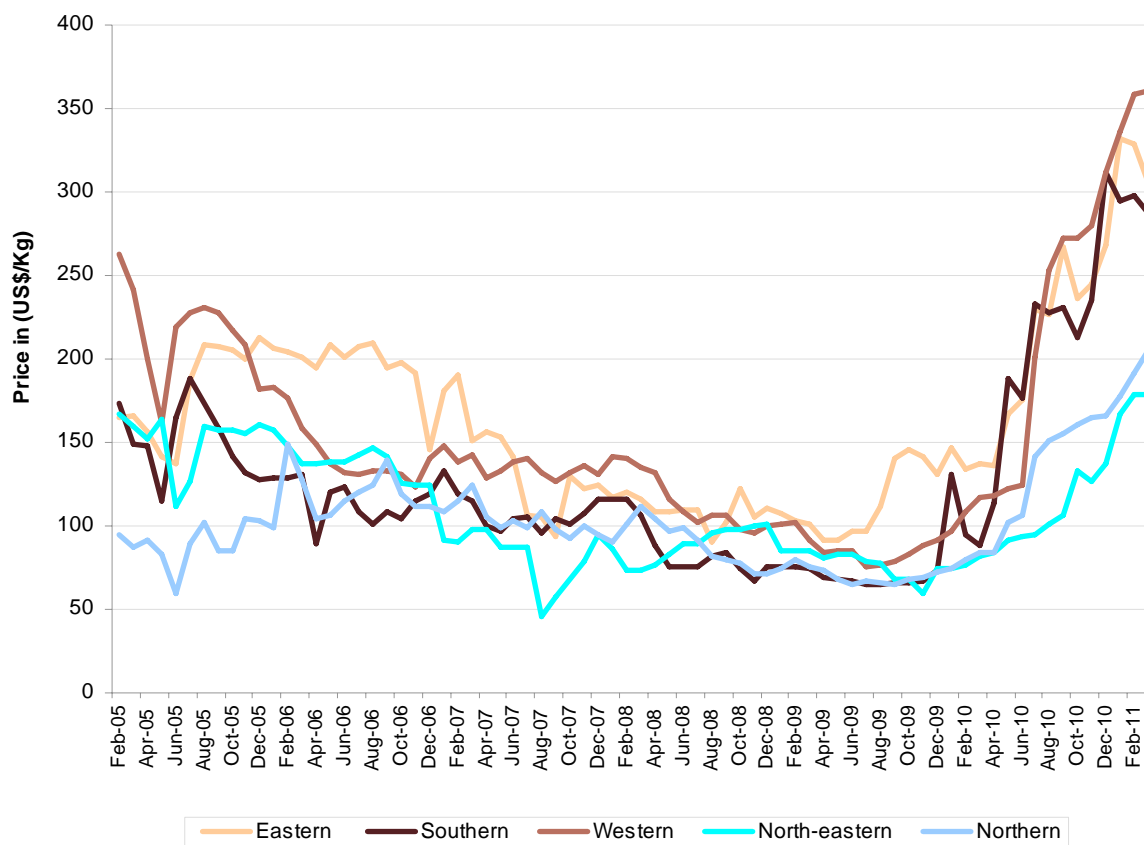


Table 2: Price of Afghanistan dry opium in Peshawar, Pakistan (US\$/Kg):

	Mar-10	Apr-10	May-10	Jun-10	Jul-10	Aug-10	Sep-10	Oct-10	Nov-10	Dec-10	Jan-11	Feb-11	Mar-11
Dry Opium	207	213	326	233	291	289	350	NA	364	NA	NA	329	320

FRESH OPIUM:

² Simple average of all observations

³ Simple average of all observations

At the end of March 2011, the national average price of fresh opium was **US\$ 253/kg** and **US\$ 262/kg** at the farm-gate and trader level with **1%** increase respectively compared to the price reported in February 2011 which was **US\$ 251/kg** and **US\$ 259/kg** at the farm-gate and trader level respectively. Fresh opium has an increasing trend since November 2009.

After the harvest season there is no fresh opium available, but farmers keep their fresh opium in plastic bags or dishes covered with leaves in order to preserve moisture. This opium is referred as fresh opium.

Graph: 3 National average⁴ price of fresh opium price, US\$/kg (August 2009 to March 2011)

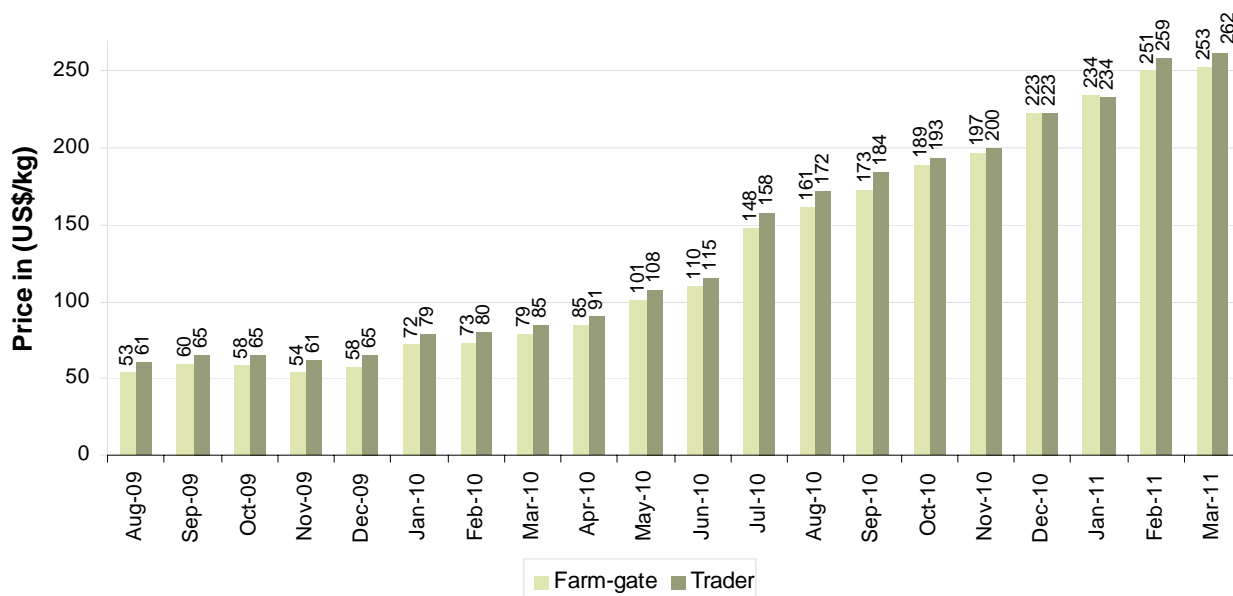


Table 3: Number of observations of dry and fresh opium prices

	Number of observations (n)		Number of provinces price collected
	Farm-gate price	Trader price	
Dry Opium	199	187	15
Fresh Opium	120	120	9

HEROIN:

MCN (Ministry of Counter Narcotics) and UNODC regional offices in Afghanistan and Pakistan reported the prices for Heroin as below (prices of best quality considered).

Table 4: Heroin Price in Afghanistan and Pakistan (US\$/Kg)

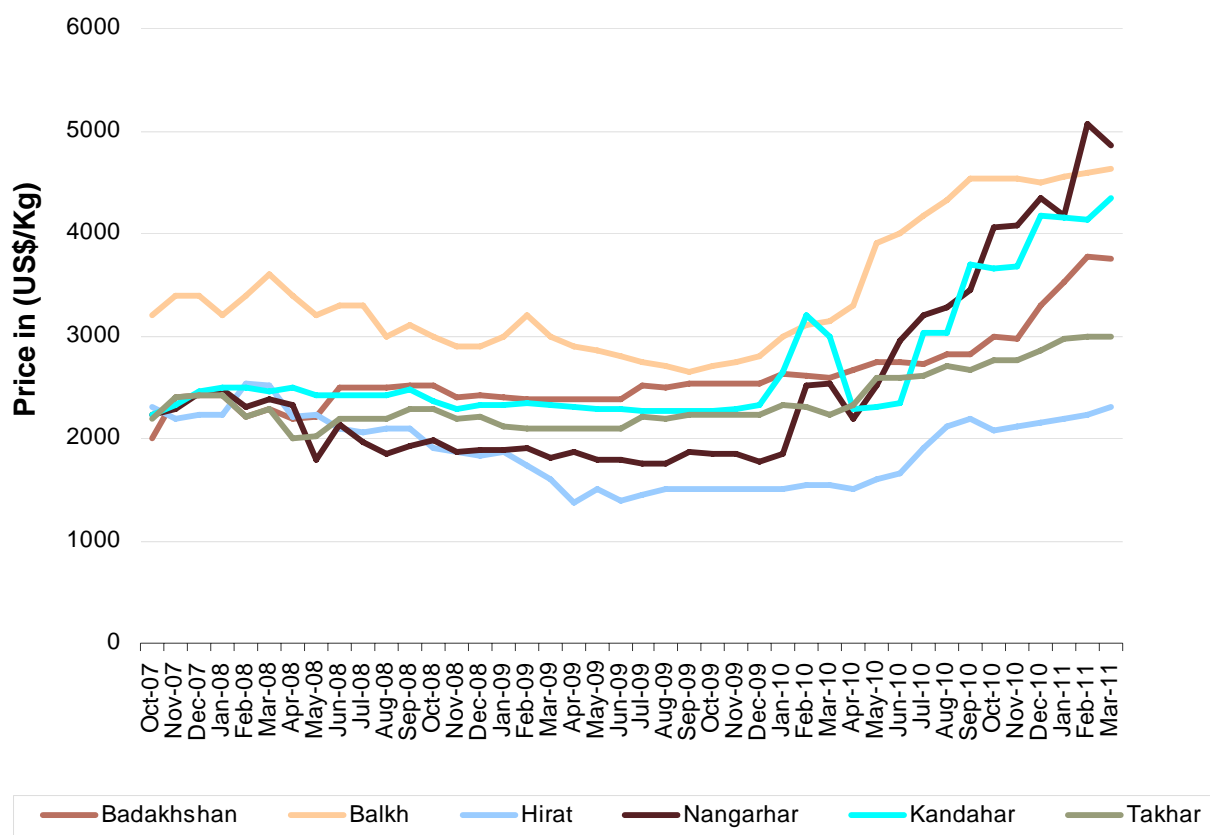
Afghanistan	Mar-10	Apr-10	May-10	Jun-10	Jul-10	Aug-10	Sep-10	Oct-10	Nov-10	Dec-10	Jan-11	Feb-11	Mar-11
Badakhshan	2595	2664	2736	2743	2715	2816	2813	2983	2979	3300	3522	3765	3756

⁴ Simple average of all observations

Balkh	3150	3300	3900	4000	4169	4322	4540	4541	4539	4490	4552	4596	4638
Hirat	1535	1505	1602	1650	1905	2115	2184	2083	2121	2150	2200	2221	2310
Nangarhar	2541	2186	2517	2955	3194	3278	3456	4050	4070	4334	4167	5058	4858
Kandahar	2990	2280	2310	2350	3023	3020	3700	3650	3680	4170	4155	4140	4342
Takhar	2226	2326	2586	2592	2602	2707	2658	2761	2759	2860	2972	2988	2983
Average⁵	2506	2377	2609	2715	2935	3043	3225	3345	3358	3551	3595	3795	3,815

Pakistan	Mar-10	Apr-10	May-10	Jun-10	Jul-10	Aug-10	Sep-10	Oct-10	Nov-10	Dec-10	Jan-11	Feb-11	Mar-11
Peshawar	2364	2479	2909	2909	3255	4276	4437	NA	4226	NA	NA	4582	4,863

Graph: 4 Monthly whole sale price of best quality of heroin, US\$/kg (October 2007 to March 2011)



CANNABIS RESIN:

MCN (Ministry of Counter Narcotics) and UNODC regional offices in Afghanistan and Pakistan reported the prices for cannabis resin and hashish respectively as below (prices of best quality considered).

Table 5: Cannabis resin price in Afghanistan (US\$/Kg)

⁵ Simple average of all observations

Afghanistan	Mar-10	Apr-10	May-10	Jun-10	Jul-10	Aug-10	Sep-10	Oct-10	Nov-10	Dec-10	Jan-11	Feb-11	Mar-11
Badakhshan	71	72	78	86	96	109	133	155	177	176	198	199	199
Balkh	72	148	172	183	182	192	206	210	199	142	158	173	155
Hirat	59	58	58	58	57	63	63	60	64	64	71	72	75
Nangarhar	59	84	98	99	124	123	149	116	100	82	82	67	74
Kandahar	40	45	50	55	53	68	90	103	107	115	85	74	77
Takhar	54	56	58	65	69	98	111	110	132	132	143	155	177
Average⁶	59	77	86	91	97	109	125	126	130	119	123	123	126

Graph 5: Average⁷ price of cannabis resin, US\$/Kg (October 2007 to March 2011)

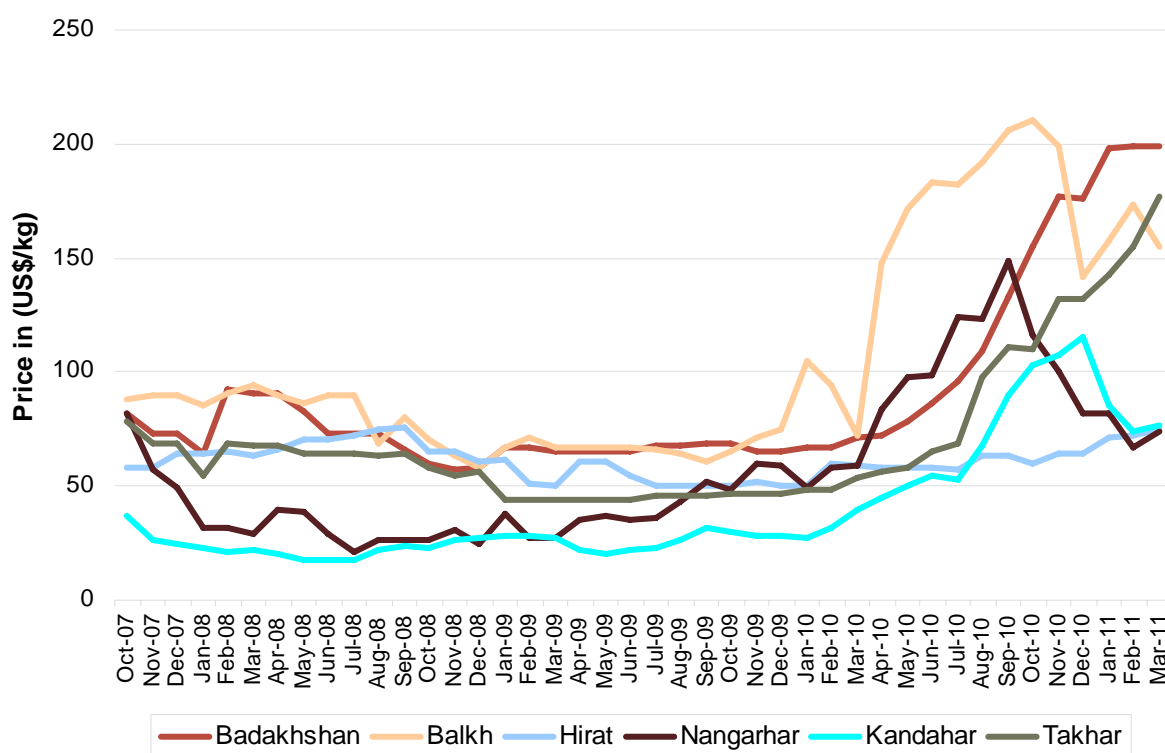


Table 6: Hashish price in Peshawar, Pakistan (US\$/Kg)

Pakistan	Mar-10	Apr-10	May-10	Jun-10	Jul-10	Aug-10	Sep-10	Oct-10	Nov-10	Dec-10	Jan-11	Feb-11	Mar-11
Peshawar	473	531	582	582	NA	624	677	NA	681	NA	NA	646	629

LICIT CROPS:

⁶ Simple average of all observations

⁷ Simple average of all observations

The prices of some licit crops (wheat, saffron and cotton) collected from different regions of Afghanistan are as below.

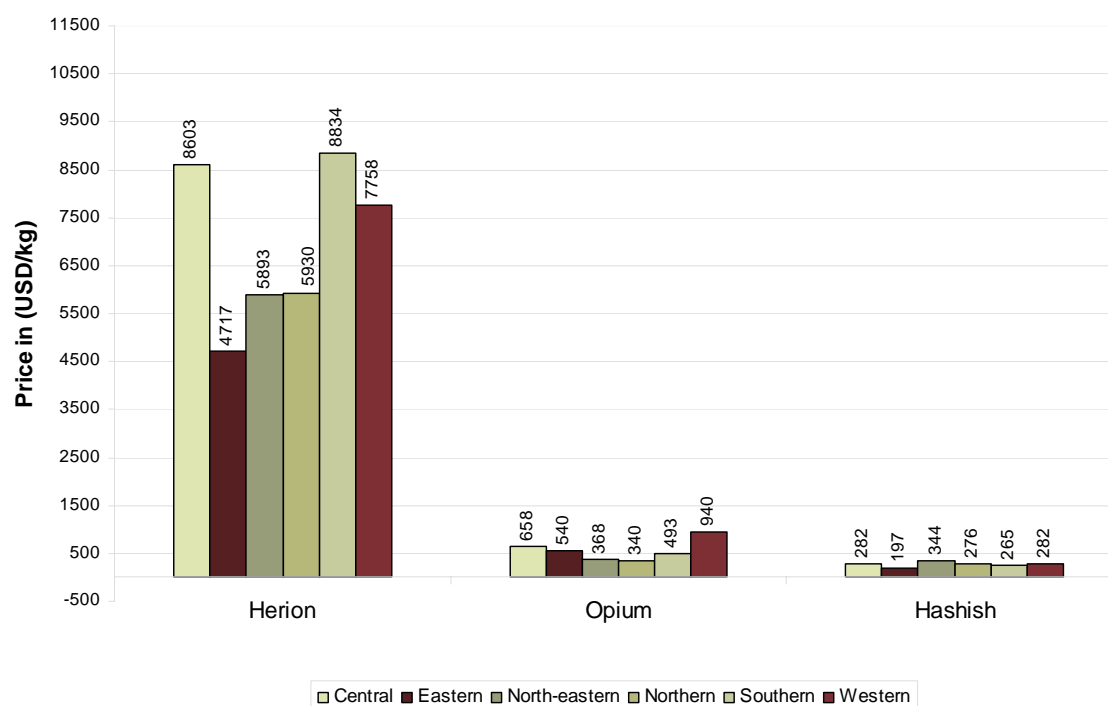
Table 7: Licit crops prices in Afghanistan (US\$/Kg)

Afghanistan	Feb-11			Mar-11		
	Wheat	Saffron	Cotton	Wheat	Saffron	Cotton
Badakhshan	0.4	na	na	0.4	na	na
Balkh	0.3	3,765	1.4	0.3	3,644	1.4
Hirat	0.3	2,436	2	0.3	2,429	2
Nangarhar	0.4	na	1.4	0.4	na	3.4
Kandahar	1.0	na	2.0	0.0	na	2.0
Takhar	0.4	na	na	0.4	na	na
Average⁸	0.5	3,101	1.7	0.3	3,037	2.2

Consumer price:

The consumer prices of heroin, opium and hashish collected from different regions of Afghanistan are as below. The quality of product varies in different regions.

Graph 6: Regional consumer price of Heroin, Opium and Hashish in (US\$/Kg)



⁸ Simple average of all observations

Graph 7:

Average price of dry opium in Nangarhar and Kandahar provinces collected from traders (US\$/kg), March 1997 - March 2011

