



**Islamic Republic of Afghanistan  
Ministry of Counter Narcotics**



**UNODC**  
United Nations Office on  
Drugs and Crime

March 2012 مطابق حمل ۱۳۹۱ هجری - شمسی

## Afghanistan Opium Price Monitoring Monthly Report



**Ministry of Counter Narcotics, Islamic Republic of Afghanistan, Kabul  
And  
United Nations Office on Drugs and Crime, Kabul**

# MCN / UNODC

## Afghanistan Opium Price Monitoring, March 2012

### Summary

- Prices are collected in the last week of every month from around twenty farmers and twenty traders depending on the availability of the farmers and traders. Prices are collected by MCN Survey coordinators generally from different farmers and traders each month; however the price data collection is sourced from a few known farmers and traders as well.
- Opium prices are collected from 18 of 34 provinces namely Badakhshan, Baghlan, Badghis, Balkh, Farah, Faryab, Ghor, Hilmand, Hirat, Kandahar, Kunar, Kunduz, Laghman, Nangarhar, Nimroz, Uruzgan, Takhar and Zabul. The province of Baghlan has been included in the opium price monitoring as of August and the provinces of Uruzgan and Zabul have been included in the opium price monitoring as of September 2011. The prices of dry and fresh opium are collected from farmers (at farm-gate level) and traders (at trader level).
- Different varieties of heroin, morphine and cannabis resin prices are collected from six provinces of Afghanistan namely Badakhshan, Balkh, Hirat, Nangarhar, Kandahar and Takhar.
- As of February 2011, prices of some licit crops such as wheat, saffron, imported and local rice is also collected from six provinces of Afghanistan.
- As of March 2012, prices of poppy, cannabis seeds and acetic anhydride are included in the report as well.
- Different varieties of opium, heroin and hashish prices are also collected for Peshawar the nearest town in Pakistan. Prices are collected and reported by UNODC office in Peshawar, Pakistan.
- As of August 2011, prices are also presented in local currency for convenience of certain analysis; however the national average prices are presented in USD. At the regional level, average prices are reflected in local currency with exception of the Western region since prices are reported in two different currencies.
- Prices are reported in different currencies in different regions. The prices in Eastern region (Kunar, Laghman and Nangarhar) and Southern region (Kandahar, Hilmand, Uruzgan and Zabul) are reported in Pakistani rupees. In Northern (Balkh, Baghlan, Farayb) and North-eastern (Badakhshan, Kunduz, Takhar) regions, the prices are reported in Afghani. However, prices are reported in two different currencies namely Afghani and Iranian Tuman in Western region. The prices are converted in US\$ using the exchange rate from oanda.com site considering the rates on the same date the observation is made.
- **Average<sup>1</sup> price of dry Opium in Afghanistan, (US\$/kg)**

Dry Opium	Mar-11	Mar-12	Increase/ Decrease (%)
<i>Farm-gate price (US\$/Kg)</i>	274	220	-20%
<i>Trader price (US\$/Kg)</i>	289	232	- 20%

- **Average<sup>2</sup> price of fresh Opium in Afghanistan, (US\$/kg)**

Fresh Opium	Mar-11	Mar-12	Increase/ Decrease (%)
<i>Farm-gate price (US\$/Kg)</i>	253	159	-37%
<i>Trader price (US\$/Kg)</i>	262	169	-35%

<sup>1</sup> Simple average of all observations

<sup>2</sup> Simple average of all observations

- **Average<sup>3</sup> price of Cannabis Resin in Afghanistan, (US\$/kg)**

Types of cannabis resin	Mar-11	Mar-12	Increase/ Decrease (%)
Cannabis resin (Garda # 1) price in (US\$/kg)	126	116	-8%
Cannabis resin (Garda # 2) price in (US\$/kg)	77	53	-31%
Cannabis resin (Garda # 3) price in (US\$/kg)	17	27	+59%

- **Heroin (best quality) and Hashish prices in Peshawar, Pakistan (US\$/kg)**

Types of Heroin/Hashish	Mar-11	Mar-12	Increase/Decrease (%)
Heroin - White (Injection) price (US\$/kg)	4,863	4,820	-1%
Hashish - (Garda # 1) price (US\$/kg)	629	624	-1%
Hashish - (Garda # 2) price (US\$/kg)	439	383	-13%
Hashish - (Garda # 3) price (US\$/kg)	285	230	-19%

- **Average<sup>4</sup> price of Heroin, Opium and Hashish at consumer level in Afghanistan, (US\$/kg)**

Types of drugs	Mar-11	Mar-12	Increase/Decrease (%)
Heroin	6,606	6,078	-8%
Opium	491	499	2%
Hashish	290	263	-9%

- **Average price of Wheat, Cotton, Saffron, Imported and Local Rice in Afghanistan, (US\$/kg)**

Types of crops	Mar-11	Mar-12	Increase/Decrease (%)
Wheat	0.37	0.41	+11%
Cotton	2.05	1.7	-17%
Saffron	NA	1,614	-
Rice Imported	NA	1.2	-
Rice Local	NA	0.9	-

<sup>3</sup> Simple average of all observations

<sup>4</sup> Simple average of all observations

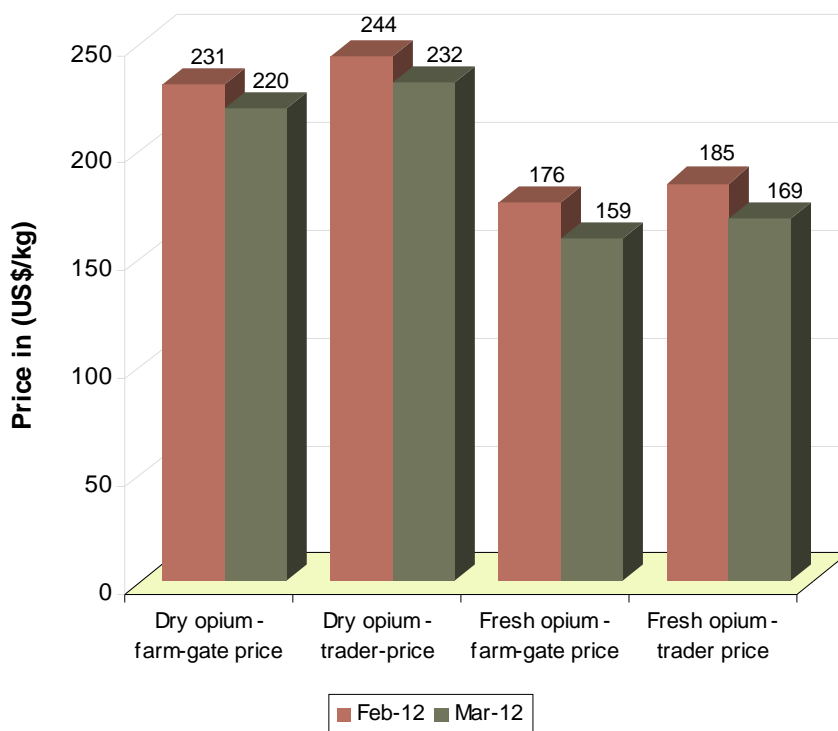
- **Average price of poppy and cannabis seeds in Afghanistan, (US\$/kg)**

Types of seeds	Mar-12
Cannabis seed	0.5
Poppy seed	0.8

- **Average price of acetic anhydride in Afghanistan, (US\$/kg)**

Quality of Acetic Anhydride	Mar-12
Acetic Anhydride – 1 (highest quality)	246
Acetic Anhydride - 2	241
Acetic Anhydride - 3	219
Acetic Anhydride - 4	205
Acetic Anhydride - 5	199
Acetic Anhydride – 6 (Lowest quality)	178

**Price change of Dry Opium and Fresh Opium between February 2012 and March 2012**



## DRY OPIUM:

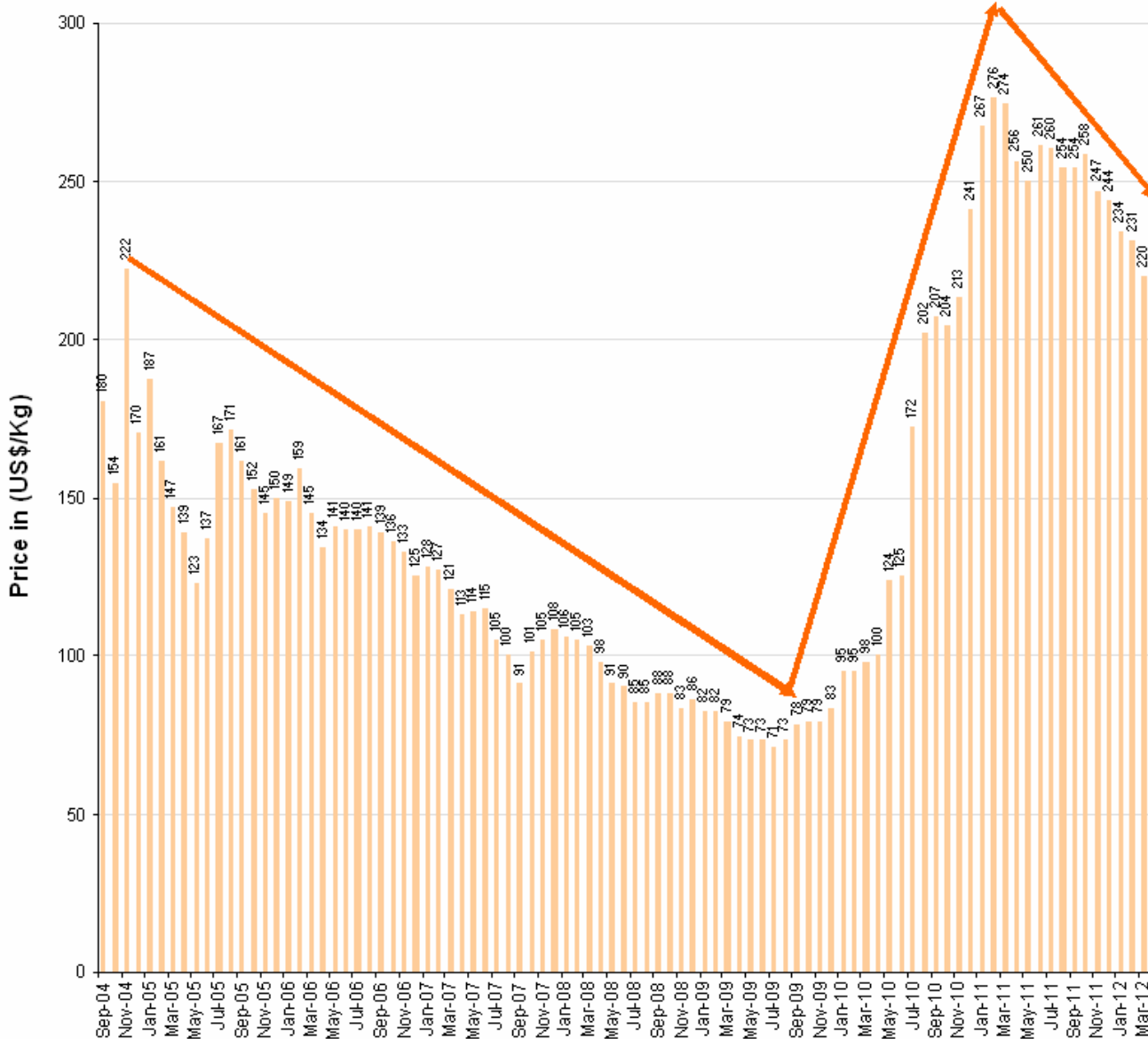
### FARM-GATE PRICE:

At the end of March 2012, the national average price for one kilogram of dry opium in Afghanistan at the farm-gate level was **US\$ 220/kg** with **5%** decrease compared to price reported in February 2012 (**US\$ 231/kg**). The price of dry opium at farm-gate level has decreasing trend since February 2011.

The average dry opium price at the farm-gate level in March 2012 is **20%** lower than the price reported in March 2011 which was **US\$ 274/kg**.

Price of opium (dry) was not found to be varying in different regions depending on the quality except in Balkh province where another quality of dry opium by the name of **Chaynaki** is available at Farm-gate level. The average price of 1 kilogram of Chaynaki dry opium at Farm-gate level was reported **US\$ 210/kg** in March 2012.

**Graph 1: National <sup>5</sup>Average price of dry opium at farm-gate level from September 2004 to March 2012**



<sup>5</sup> Simple average of all observations

**TRADER PRICE:**

At the end of March 2012, the national average dry opium price collected from traders was **US\$ 232/kg** with **5 %** decrease compared to the price reported in February 2011 (**US\$ 244/kg**).

The average dry opium price at trader level in March 2012 is **20%** lower than the price reported in March 2011 which was **US\$ 289/kg**.

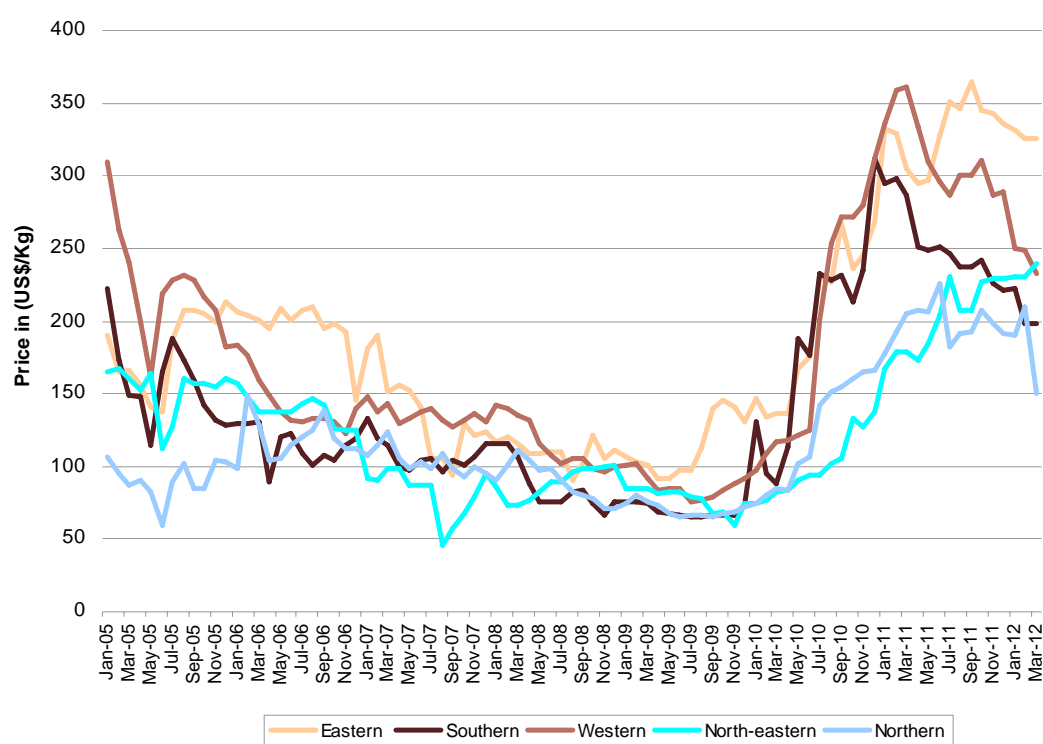
Dry opium price collected from traders has decreased by 29%, 6%, and 0.3% in Northern, Western and Eastern regions respectively. Price has increased by 4% in North-eastern region. No change in the prices of dry opium at trader level in the Southern region.

**Table 1: Regional average<sup>6</sup> price of dry opium collected from traders (US\$/Kg)**

Region	Price of Dry Opium (US\$/Kg)		Price change (%)
	Feb-12	Mar-12	
Eastern region (Kunar, Laghman, Nangarhar)	326	325	-0.3%
Southern region (Hilmand, Kandahar, Uruzgan, Zabul)	198	198	0%
Western region (Badghis, Farah, Ghor, Hirat, Nimroz)	249	233	-6%
North-eastern region (Badakhshan, Kunduz, Takhar)	230	239	+4%
Northern region (Baghlan, Balkh, Faryab)	210	150	-29%
<b>Average</b>	<b>244</b>	<b>232</b>	<b>-5%</b>

In Balkh province, another quality of dry opium by the name of **Chaynaki** is available at trader level. The average price of 1 kilogram of Chaynaki dry opium at trader level was reported **US\$ 223/kg** in March 2012.

**Graph 2: Regional average<sup>2</sup> price of dry opium from traders (January 2005 to March 2012)**



<sup>6</sup> Simple average of all observations

**Table 2: Regional average<sup>7</sup> price of dry opium in local currency**

Region	Local currency	Price of 1 kg of Dry Opium in local currency				Change at farm-gate level (Mar-Feb) (%)	Change at trader level (Mar-Feb) (%)
		Feb-12		Mar-12			
		Farm-gate	Trader	Farm-gate	Trader		
Eastern region (Kunar, Laghman, Nangarhar)	Pakistani Rupee	28,886	29,277	28,907	29,310	+0.1%	+0.1%
Southern region (Hilmand, Kandahar, Uruzgan, Zabul)	Pakistani Rupee	16,794	17,746	16,894	17,890	+1%	+1%
Western region (Badghis, Ghor) *	Afghani	11,232	11,630	10,127	10,525	-10%	-10%
Western region (Farah, Hirat, Nimroz) *	Imanian Tuman	456,969	475,304	451,302	469,637	-1%	-1%
North-eastern region (Badakhshan, Kunduz, Takhar)	Afghani	9,406	10,870	10,009	11,610	+6%	+7%
Northern region (Baghlan, Balkh, Faryab)	Afghani	9,938	10,359	7,045	7,431	-29%	-28%

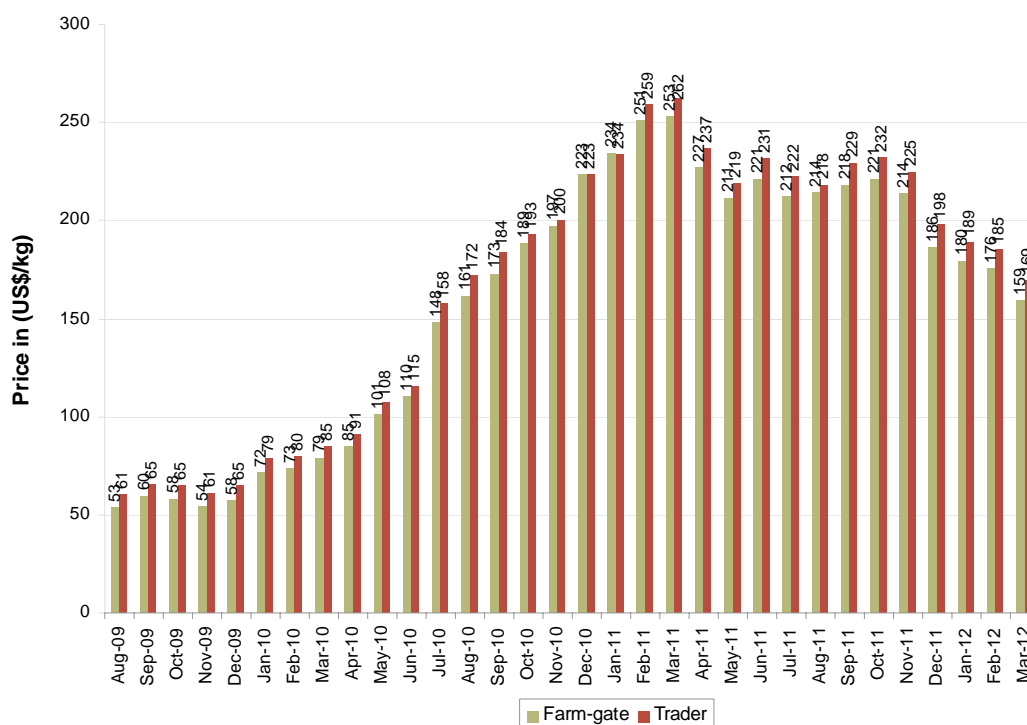
\* Western region is divided in two groups because of prices available in two currencies

### FRESH OPIUM:

At the end of March 2012, the national average price of fresh opium was **US\$ 159/kg** and **US\$ 169/kg** at the farm-gate and trader level with **9.3%** and **8.6%** decreases respectively compared to the price reported in February 2012 which was **US\$ 176/kg** and **US\$ 185/kg** at the farm-gate and trader level respectively.

After the harvest season there is no fresh opium available, but farmers keep their fresh opium in plastic bags or dishes covered with leaves in order to preserve moisture. This opium is referred as fresh opium.

**Graph 3: National average<sup>8</sup> price of fresh opium at farm-gate and trader level, US\$/kg (August 2009 to March 2012)**



<sup>7</sup> Simple average of all observations

<sup>8</sup> Simple average of all observations

**Table 3: Regional average<sup>9</sup> price of 1 kilogram of fresh opium in local currency**

Region	Local currency	Price of 1 kg of Fresh Opium in local currency				Change at farm-gate level (Mar-Feb) (%)	Change at trader level (Mar-Feb) (%)
		Feb-12		Mar-12			
		Farm-gate	Trader	Farm-gate	Trader		
Eastern region (Kunar, Laghman, Nangarhar)	Pakistani Rupee	NA	NA	NA	NA	NA	NA
Southern region (Hilmand, Kandahar, Uruzgan, Zabul)	Pakistani Rupee	13,712	14,914	13,906	15,133	+1%	+1%
Western region (Badghis, Ghor) *	Afghani	9,593	9,928	9,093	9,428	-5%	-5%
Western region (Farah, Hirat, Nimroz) *	Imanian Tuman	387,319	401,306	379,874	393,861	-2%	-2%
North-eastern region (Badakhshan, Kunduz, Takhar)	Afghani	NA	NA	NA	NA	NA	NA
Northern region (Baghlan, Balkh, Faryab)	Afghani	8,225	8,608	5,705	6,150	-31%	-29%

\* Western region is divided in two groups because of prices available in two currencies

**Table 4: Number of observations of dry and fresh opium prices**

	Number of observations (n)		Number of provinces price collected
	Farm-gate price	Trader price	
<b>Dry Opium</b>	186	184	18
<b>Fresh Opium</b>	120	119	12

## HEROIN:

There are several types of heroin available in Afghanistan with different quality. The prices of White powder (injection) in Nangarhar province, White powder (Crystal) in Kandahar and Balkh provinces and Off-white (Crystal)-100% in Badakhshan province are the most expensive heroin reported in Afghanistan. The cheapest heroin (**US\$ 44/kg**) is called as Khata # 2 reported in Nangarhar province.

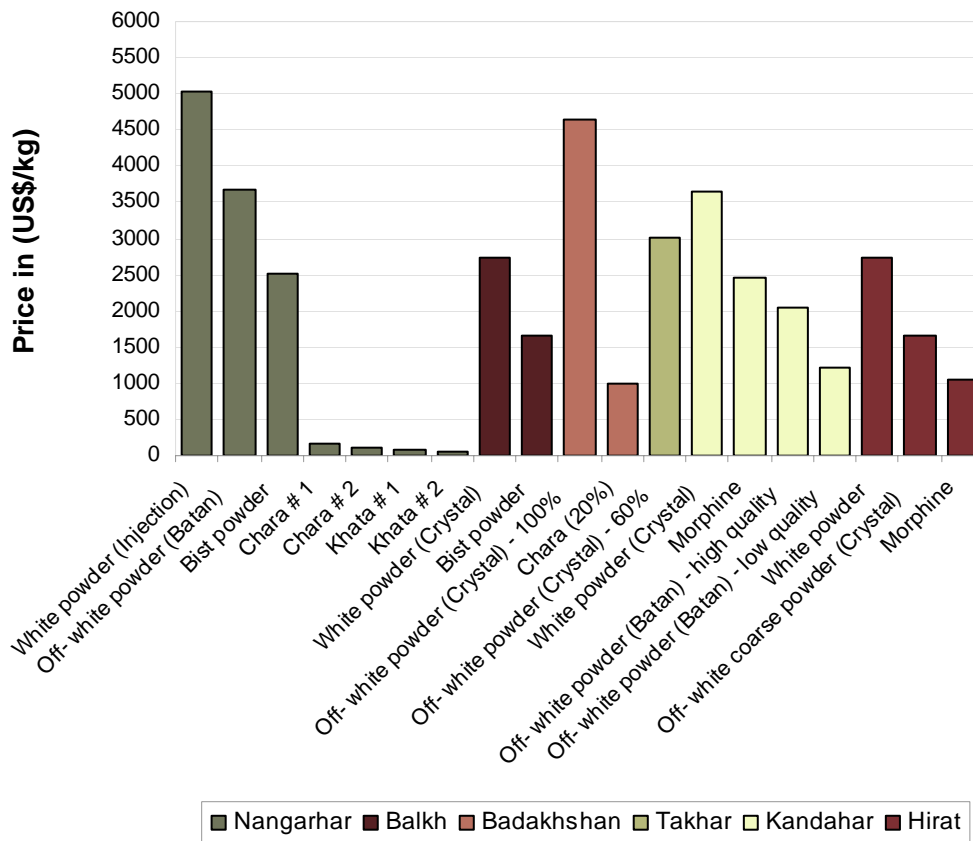
**Table 5: Prices of different types of Heroin in Afghanistan, (US\$/kg), Mar 2011 - Mar 2012**

Province	Types of Heroin	Mar-11	Apr-11	May-11	Jun-11	Jul-11	Aug-11	Sep-11	Oct-11	Nov-11	Dec-11	Jan-12	Feb-12	Mar-12	Change (Mar-Feb) %
Badakhshan	Chara (20%)	na	na	na	na	na	1,020	998	1,031	932	912	912	913	1,007	+10%
	Off-white powder (Crystal) - 100%	3,756	3,630	3,568	3,612	4,261	4,252	4,072	4,209	4,351	4,258	4,254	4,260	4,631	+9%
Balkh	Bist powder	2,761	2,772	2,736	2,757	2,578	2,594	2,545	2,652	2,549	2,457	2,471	2,495	2,454	-2%
	White powder (Crystal)	4,638	4,631	4,563	4,596	4,368	4,379	4,276	4,427	4,310	4,184	4,598	4,625	4,583	-1%
Hirat	Morphine	1,500	1,364	1,364	1,364	1,304	1,277	1,250	1,250	1,185	1,111	NA	1,081	1,053	-3%
	Off-white coarse powder (Crystal)	2,310	2,091	1,818	1,909	1,826	1,702	1,750	1,792	1,630	1,250	NA	1,622	1,658	+2%
	White powder	1,900	1,636	1,545	1,636	1,565	1,362	1,583	1,625	1,481	1,736	1,750	2,703	2,737	+1%
Kandahar	Morphine	2,906	2,900	2,879	2,914	2,848	2,852	2,863	2,772	2,998	3,041	2,528	2,516	2,449	-3%
	Off-white powder (Batan) - high quality	2,183	2,175	2,141	2,141	2,092	2,078	2,061	1,987	2,306	2,383	2,183	2,124	2,059	-3%
	Off-white powder (Batan) - low quality	na	na	na	na	na	1,385	1,374	1,386	1,730	1,793	1,413	1,342	1,224	-9%
	White powder (Crystal)	4,342	4,338	4,282	4,223	4,057	4,041	4,066	4,043	3,920	3,914	3,390	3,242	3,651	+13%
Nangarhar	Bist powder	2,607	2,976	2,521	2,479	2,678	3,005	2,897	2,656	2,883	2,795	3,447	2,617	2,520	-4%
	Chara # 1	154	143	141	118	116	173	174	139	115	157	161	178	175	-2%
	Chara # 2	71	71	70	83	58	92	70	58	58	89	92	111	110	-2%
	Khata # 1	83	95	117	94	105	92	81	69	69	112	138	89	88	-2%
	Khata # 2	59	24	47	35	58	46	46	46	46	56	57	45	44	-2%
	Off-white powder (Batan)	3,673	3,452	3,693	3,660	3,726	3,930	3,998	3,811	4,093	3,690	4,367	3,731	3,670	-2%
	White powder (Injection)	4,858	4,404	4,924	4,841	5,006	5,086	5,214	5,081	5,073	4,808	5,056	4,956	5,039	+2%
Takhar	Off-white powder (Crystal) - 60%	2,983	2,856	2,811	2,920	2,983	2,971	2,993	3,082	3,108	3,041	3,039	3,043	3,021	-1%

<sup>9</sup> Simple average of all observations



**Graph 4: Prices of different types of heroin in Afghanistan, (US\$/kg), March 2012**



**Table 6: Prices of 1 kilogram of different types of Heroin in local currency**

Province	Types of heroin	Local currency	Prices of 1 kg of different types of heroin in local currency		Change (Mar-Feb) %
			Feb-12	Mar-12	
Badakhshan	Chara (20%)	Afghani	45,000	50,000	+11%
	Off-white powder (Crystal) - 100%	Afghani	210,000	230,000	+10%
Balkh	Bist powder	Afghani	123,000	121,000	-2%
	White powder (Crystal)	Afghani	228,000	226,000	-1%
Hirat	Morphine	Iranian Tuman	2,000,000	2,000,000	0%
	Off-white coarse powder (Crystal)	Iranian Tuman	3,000,000	3,150,000	+5%
	White powder	Iranian Tuman	5,000,000	5,200,000	+4%
Kandahar	Morphine	Pakistani Rupee	225,000	220,000	-2%
	Off-white powder (Batan) - high quality	Pakistani Rupee	190,000	185,000	-3%
	Off-white powder (Batan) - low quality	Pakistani Rupee	120,000	110,000	-8%
	White powder (Crystal)	Pakistani Rupee	290,000	328,000	+13%
Nangarhar	Bist powder	Pakistani Rupee	235,000	230,000	-2%
	Chara # 1	Pakistani Rupee	16,000	16,000	+0%
	Chara # 2	Pakistani Rupee	10,000	10,000	+0%
	Khata # 1	Pakistani Rupee	8,000	8,000	0%
	Khata # 2	Pakistani Rupee	4,000	4,000	0%
	Off-white powder (Batan)	Pakistani Rupee	335,000	335,000	0%
	White powder (Injection)	Pakistani Rupee	445,000	460,000	+3%
Takhar	Off-white powder (Crystal) - 60%	Pakistani Rupee	150,000	150,000	0%

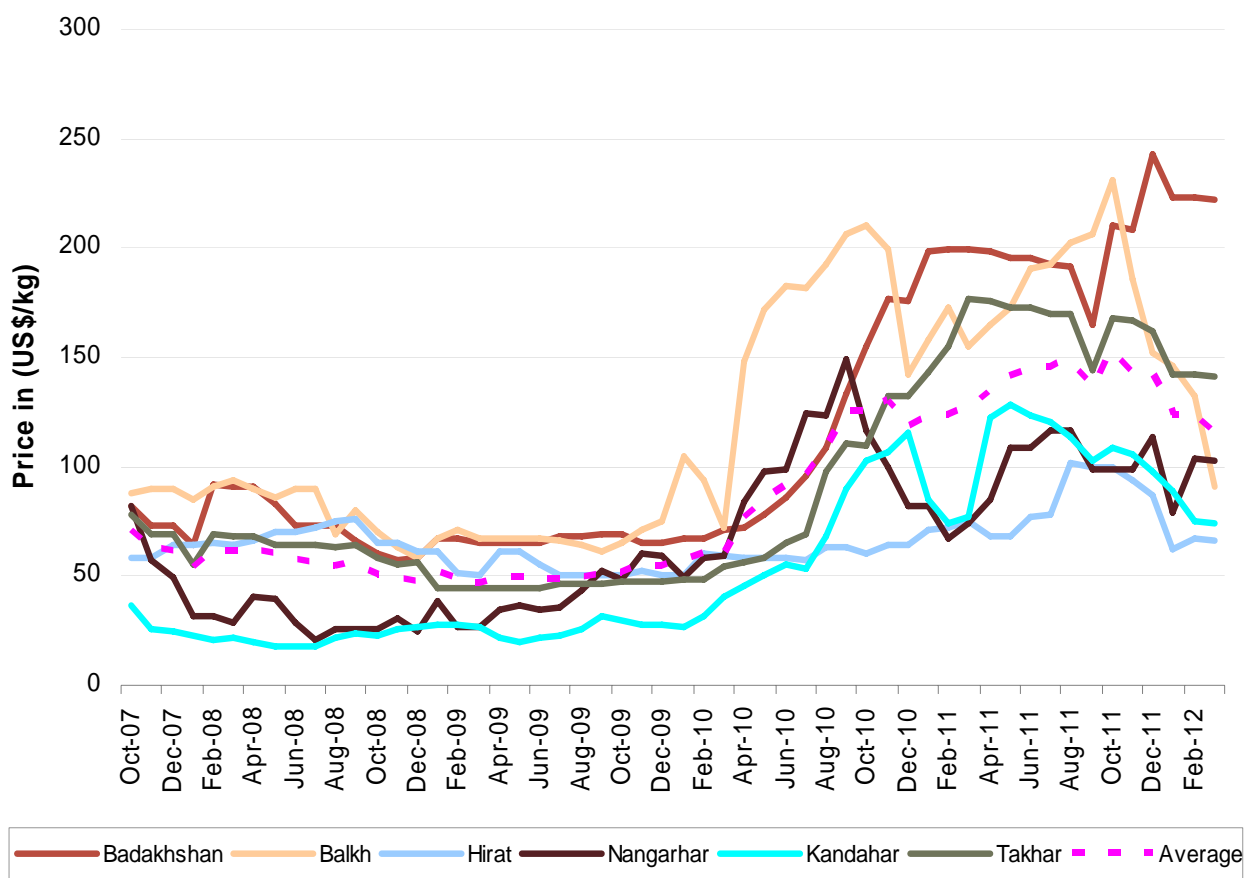
## CANNABIS RESIN:

There are mainly three types of cannabis resin available in Afghanistan namely Garda # 1, # 2 and # 3 with quality as best, moderate and fair respectively. Garda # 1 (Jooshi) in Balkh province is the most expensive cannabis resin because of its best quality.

**Table 7: Prices of different types of cannabis resin in Afghanistan, (US\$/kg), Mar 2011 - Mar 2012**

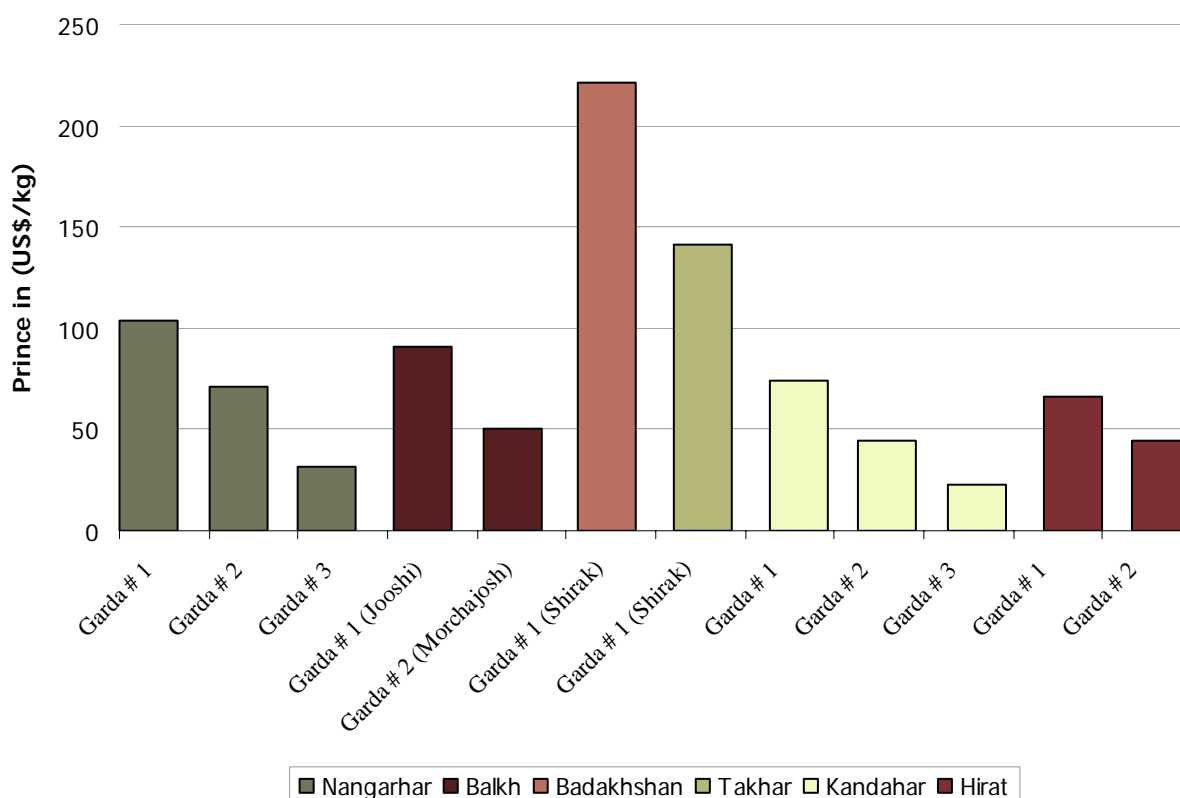
Province	Types of cannabis resin														Change (Mar-Feb) %
		Mar-11	Apr-11	May-11	Jun-11	Jul-11	Aug-11	Sep-11	Oct-11	Nov-11	Dec-11	Jan-12	Feb-12	Mar-12	
Badakhshan	Garda # 1 (Shirak)	199	198	195	195	192	191	165	210	208	243	223	223	222	-0.4%
Balkh	Garda # 1 (Jooshi)	155	165	173	190	192	202	206	231	186	152	146	132	91	-31%
	Garda # 2 (Morchajosh)	133	141	151	162	170	181	180	193	155	112	109	91	50	-45%
Hirat	Garda # 1	75	68	68	77	78	102	100	109	94	87	63	68	66	-3%
	Garda # 2	65	59	59	64	70	81	67	74	64	59	43	46	45	-2%
Kandahar	Garda # 1	77	122	128	123	120	113	103	109	106	98	89	75	74	-0.5%
	Garda # 2	NA	NA	NA	NA	NA	84	72	73	72	65	60	47	45	-6%
	Garda # 3	NA	NA	NA	NA	NA	52	46	45	44	38	33	22	22	0%
Nangarhar	Garda # 1	74	85	109	109	116	116	99	99	99	113	79	104	103	-0.5%
	Garda # 2	34	41	54	54	58	58	58	66	58	49	63	72	72	+0%
	Garda # 3	17	12	21	21	25	25	23	33	33	16	24	32	32	+0%
Takhar	Garda # 1 (Shirak)	177	176	173	173	170	170	144	168	167	162	142	142	141	-1%

**Graph 5: Average<sup>10</sup> price of cannabis resin (Garda # 1, best quality) in US\$/kg, Oct 2007 - Mar 2012**



<sup>10</sup> Simple average of all observations

**Graph 6: Prices of different types of cannabis resin in Afghanistan, (US\$/kg), March 2012**



**Table 8: Prices of 1 kilogram of different types of cannabis resin in Afghanistan in local currency, Feb 2012- Mar 2012**

Province	Types of cannabis resin	Local currency	Prices of 1 kg of different types of cannabis resin in local currency		Change (Mar-Feb) %
			Feb-12	Mar-12	
Badakhshan	Garda # 1 (Shirak)	Afghani	11,000	11,000	0%
Balkh	Garda # 1 (Jooshi)	Afghani	6,500	4,500	-31%
	Garda # 2 (Morchajosh)	Afghani	4,500	2,500	-44%
Hirat	Garda # 1	Iranian Tuman	125,000	125,000	0%
	Garda # 2	Iranian Tuman	85,000	85,000	0%
Kandahar	Garda # 1	Pakistani Rupee	6,667	6,667	0%
	Garda # 2	Pakistani Rupee	4,222	4,000	-5%
	Garda # 3	Pakistani Rupee	2,000	2,000	0%
Nangarhar	Garda # 1	Pakistani Rupee	9,286	9,286	+0%
	Garda # 2	Pakistani Rupee	6,429	6,429	+0%
	Garda # 3	Pakistani Rupee	2,857	2,857	+0%
Takhar	Garda # 1 (Shirak)	Afghani	7,000	7,000	0%

## LICIT CROPS:

Prices of wheat, cotton, saffron, rice (imported) and rice (local) collected in six provinces of Afghanistan are shown in below table.

**Table 9: Prices of wheat, cotton, saffron, imported and local rice in Afghanistan in local currency, March 2012**

Province	Types of crops	Price/Kg in Pakistani Rupee (PRs)	Price/Kg in Afghani (AFs)	Price/Kg in (US\$)
Badakhshan	Wheat	-	23	0.5
Badakhshan	Imported Rice	-	70	1.4
Badakhshan	Local Rice	-	55	1.1
Balkh	Wheat	-	17	0.3
Balkh	Cotton	-	40	0.8
Balkh	Imported Rice	-	45	0.9
Balkh	Local Rice	-	35	0.7
Hirat	Wheat	-	18	0.4
Hirat	Cotton	-	90	2
Hirat	Saffron	-	80,000	1614
Hirat	Imported Rice	-	54	1.1
Hirat	Local Rice	-	55	1.1
Kandahar	Wheat	52	-	0.6
Kandahar	Cotton	200	-	2.2
Kandahar	Imported Rice	99	-	1.1
Nangarhar	Wheat	31	-	0.3
Nangarhar	Cotton	179	-	2
Nangarhar	Imported Rice	104	-	1
Nangarhar	Local Rice	46	-	0.5
Takhar	Wheat	-	20	0.4
Takhar	Imported Rice	-	68	1.4
Takhar	Local Rice	-	54	1.1

## CANNABIS AND POPPY SEEDS:

Prices of cannabis and poppy seeds are collected in eighteen provinces of Afghanistan are shown in below table.

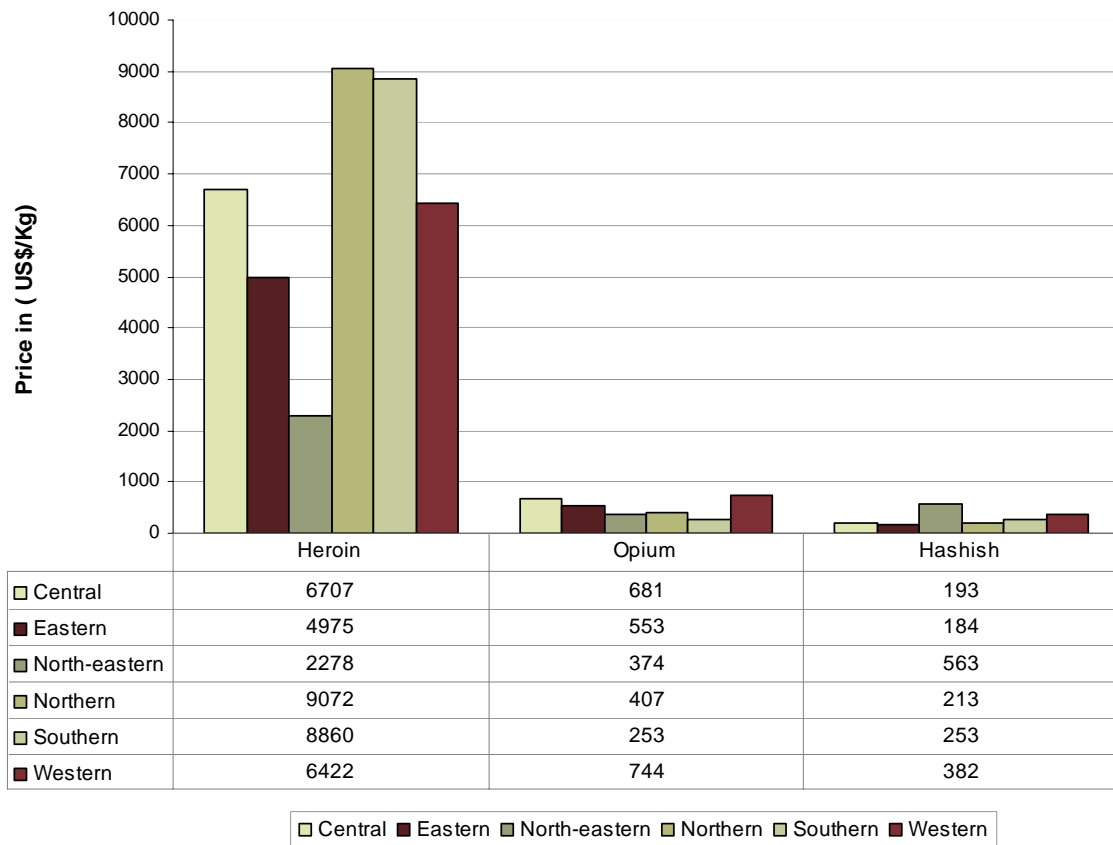
**Table 10: Prices of cannabis and poppy seeds in local currency, March 2012**

			Prices of 1 kg of cannabis seed and poppy seed in local currency	
Province	Types of seed	Local currency	Mar-12	Price in US\$/kg
Badakhshan	Poppy seed	Afghani	25	0.5
	Cannabis seed	Afghani	20	0.4
Baghlan	Poppy seed	Afghani	40	0.8
	Cannabis seed	Afghani	10	0.2
Balkh	Poppy seed	Afghani	50	1.0
	Cannabis seed	Afghani	12	0.2
Farah	Poppy seed	Afghani	38	0.8
	Cannabis seed	Afghani	40	0.8
Faryab	Poppy seed	Afghani	80	1.6
	Cannabis seed	Afghani	15	0.3
Hilmand	Poppy seed	Afghani	49	1.0
	Cannabis seed	Afghani	22	0.4
Hirat	Poppy seed	Afghani	50	1.0
	Cannabis seed	Afghani	63	1.3
Kabul	Poppy seed	Afghani	55	1.1
Kandahar	Poppy seed	Afghani	44	0.9
	Cannabis seed	Afghani	24	0.5
Kapisa	Poppy seed	Afghani	40	0.8
Kunar	Poppy seed	Pakistani Rupee	36	0.4
Laghman	Poppy seed	Pakistani Rupee	43	0.5
Logar	Cannabis seed	Afghani	40	0.8
Nangarhar	Poppy seed	Pakistani Rupee	71	0.8
	Cannabis seed	Pakistani Rupee	14	0.2
Paktya	Cannabis seed	Afghani	35	0.7
Takhar	Poppy seed	Afghani	30	0.6
	Cannabis seed	Afghani	20	0.4
Uruzgan	Poppy seed	Afghani	44	0.9
	Cannabis seed	Afghani	24	0.5
Zabul	Poppy seed	Afghani	41	0.8
	Cannabis seed	Afghani	22	0.4

## PRICES OF HEROIN, OPIUM AND HASHISH AT CONSUMER LEVEL:

The consumer prices of heroin, opium and hashish collected in different regions of Afghanistan are as below. The quality of product varies in different regions.

**Graph 7: Regional average<sup>11</sup> prices of heroin, opium and hashish at consumer level in (US\$/Kg), March 2012**



**Table 11: Average<sup>12</sup> prices of Heroin, Opium and Hashish at consumer level in Afghanistan, (US\$/kg), March 2011 – March 2012**

Types of drug	Average prices in (US\$/kg)													Increase/Decrease (%)
	Mar-11	Apr-11	May-11	Jun-11	Jul-11	Aug-11	Sep-11	Oct-11	Nov-11	Dec-11	Jan-12	Feb-12	Mar-12	
Heroin	6,606	6,614	5,901	6,093	6,131	6,420	6,335	6,771	6,419	6,582	6,397	6,179	6,078	-2%
Opium	491	495	519	518	420	577	636	610	567	537	539	509	499	-2%
Hashish	290	291	302	306	344	340	312	320	274	276	282	272	263	-3%

<sup>11</sup> Simple average of all observations

<sup>12</sup> Simple average of all observations

## PRICES OF DRUGS IN PESHAWAR, PAKISTAN:

UNODC regional office in Peshawar, Pakistan reported the prices of different types of opium, heroin and hashish.

### OPIUM:

There are three types of dry opium namely Opium - Afghanistan (opium of Afghanistan), Opium - Terra and Opium - Tapa (adulterated) available in Peshawar, Pakistan.

**Table 12: Prices of different types of opium in Peshawar, Pakistan in (US\$/Kg):**

Types of opium	Mar-11	Apr-11	May-11	Jun-11	Jul-11	Aug-11	Sep-11	Oct-11	Nov-11	Dec-11	Jan-12	Feb-12	Mar-12	Change (Mar-Feb) %
Opium - Afghanistan	320	261	286	262	267	266	437	439	427	413	405	425	416	-2%
Opium - Terra	427	380	428	393	418	428	483	485	461	447	438	481	471	-2%
Opium - Tapa (adulterated)	190	190	214	214	209	208	218	219	219	212	214	268	263	-2%

### HEROIN:

There are three types of heroin namely White (Injection), Yellow (Batan) and Saada (Ordinary) available in Peshawar, Pakistan. White (injection) is the most expensive one.

**Table 13: Prices of different types of heroin in Peshawar, Pakistan in (US\$/Kg):**

Types of heroin	Mar-11	Apr-11	May-11	Jun-11	Jul-11	Aug-11	Sep-11	Oct-11	Nov-11	Dec-11	Jan-12	Feb-12	Mar-12	Change (Mar-Feb) %
Heroin - Saada (Ordinary)	1186	1188	1309	1309	1395	1388	1379	1386	1499	1452	1462	1789	1753	-2%
Heroin - White (Injection)	4863	4516	5115	5115	5114	5031	5057	5312	5073	4913	4835	4919	4820	-2%
Heroin - Yellow (Batan)	4508	4160	4640	4639	4882	4800	4827	5081	4843	4690	4666	4752	4656	-2%

### HASHISH:

There are three types of hashish namely Hashish - Garda # 1, # 2 and # 3 available in Peshawar, Pakistan.

**Table 14: Prices of different types of Hashish in Peshawar, Pakistan in (US\$/Kg):**

Types of hashish	Mar-11	Apr-11	May-11	Jun-11	Jul-11	Aug-11	Sep-11	Oct-11	Nov-11	Dec-11	Jan-12	Feb-12	Mar-12	Change (Mar-Feb) %
Hashish - Garda # 1	629	630	642	678	663	648	575	577	577	558	585	630	624	-1%
Hashish - Garda # 2	439	475	476	440	407	382	379	381	380	369	371	391	383	-2%
Hashish - Garda # 3	285	285	286	262	244	243	241	242	242	235	236	235	230	-2%

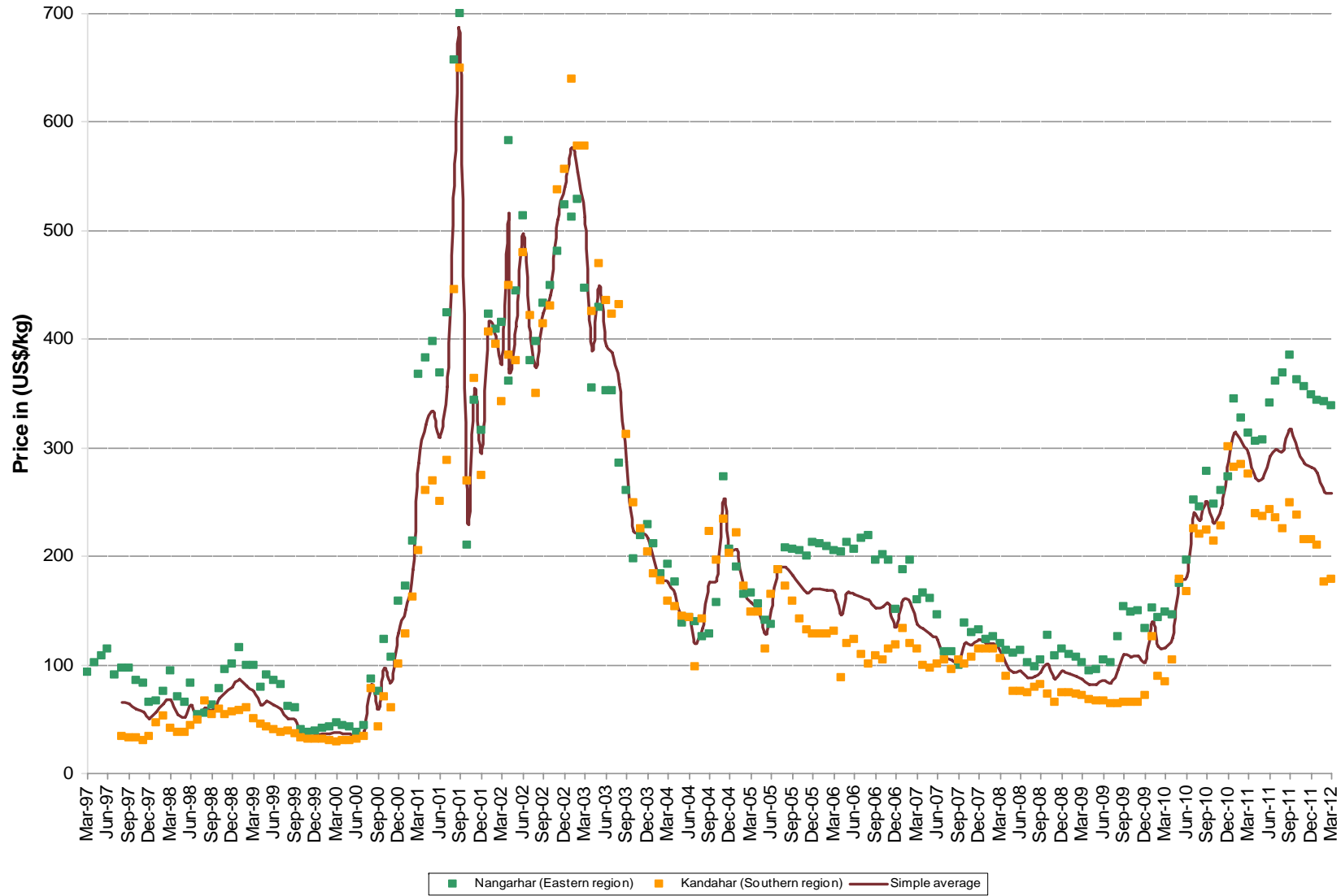
**Table 15: Prices of different types of drugs in Peshawar, Pakistan in local currency, (Pak Rupee/kg):**

Types of drugs	Price in (Pakistani Rupee)/kg		
	Feb-12	Mar-12	Change (Mar-Feb) %
Opium -Afghanistan	38,000	38,000	+0%
Opium -Tapa (Adulterated)	24,000	24,000	+0%
Opium -Terra	43,000	43,000	+0%
Heroin -White (Injection)	440,000	440,000	+0%
Heroin -Yellow (Batan)	425,000	425,000	+0%
Heroin -Saada (Ordinary)	160,000	160,000	+0%
Hashish -Garda # 1	57,000	57,000	+0%
Hashish -Garda # 2	35,000	35,000	+0%
Hashish -Garda # 3	21,000	21,000	+0%

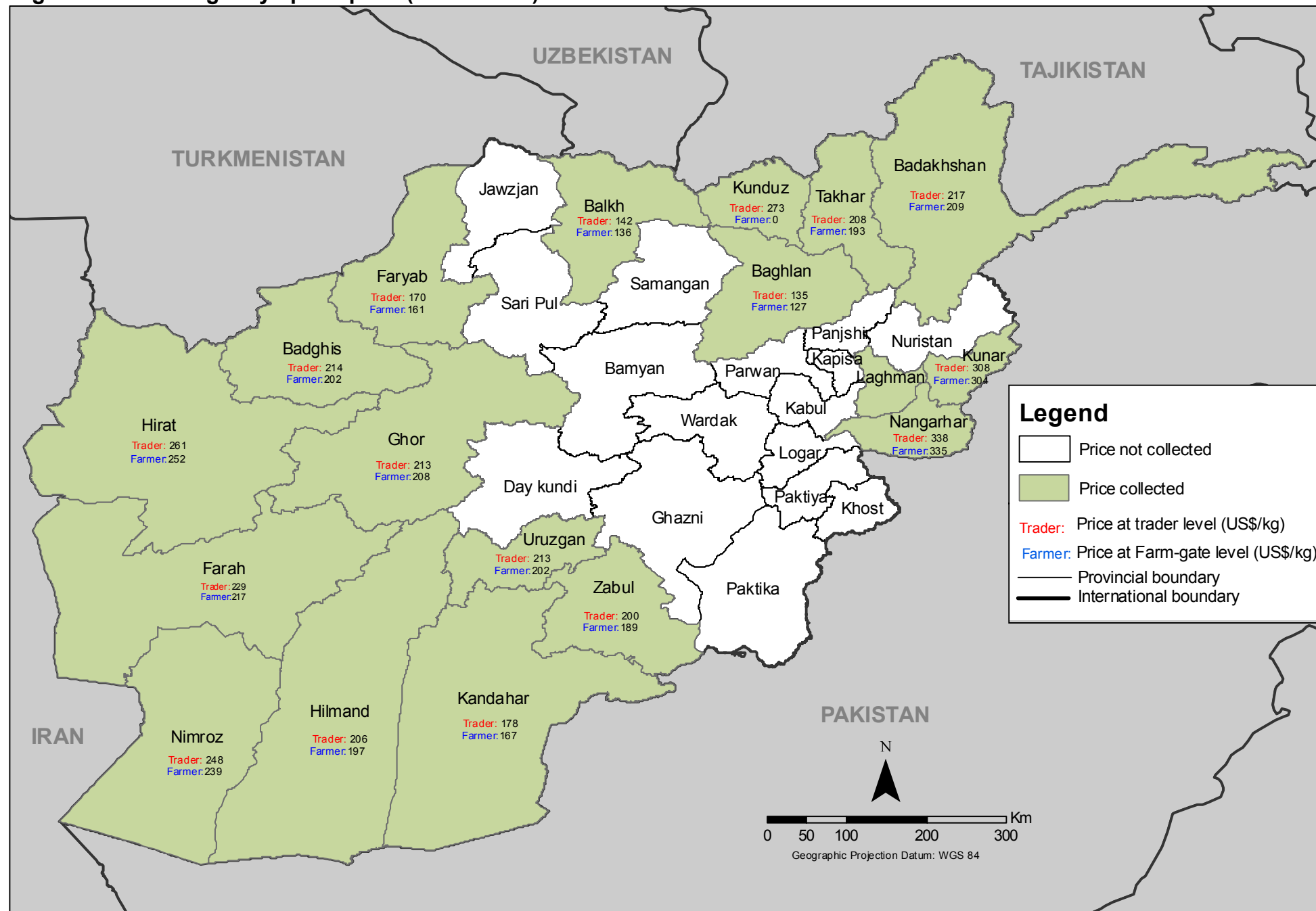
*Note: There is no change in the prices of drugs compared to February prices.*



Graph 8: Average price of dry opium collected from traders in Nangarhar and Kandahar provinces (US\$/Kg), March 1997 – March 2012



# Afghanistan: Average dry opium price (March 2012)



Source: Government of Afghanistan - National monitoring system implemented by MCN / UNODC  
 Note: The boundaries and names shown and the designations used on this map do not imply official endorsement or acceptance by the United Nations.

## Regional grouping of provinces for the opium poppy survey in Afghanistan



Source: Government of Afghanistan - National monitoring system implemented by UNODC

Note: The boundaries and names shown and the designations used on this map do not imply official endorsement or acceptance by the United Nations.