



**Islamic Republic of Afghanistan
Ministry of Counter Narcotics**



**UNODC
United Nations Office on
Drugs and Crime**

June 2011 مطابق سرطان ۱۳۹۰ هجری - شمسی

Afghanistan Opium Price Monitoring Monthly Report



**Ministry of Counter Narcotics, Islamic Republic of Afghanistan, Kabul
And
United Nations Office on Drugs and Crime, Kabul**

MCN / UNODC

Afghanistan Opium Price Monitoring, June 2011

Summary

- Opium prices are collected from 15 of 34 provinces. The prices are collected for dry and fresh opium from traders (Trader prices) and farmers (farm gate prices). Heroin and cannabis resin prices are collected from six provinces of Afghanistan. Heroin and hashish prices are also collected from Peshawar, the nearest town in Pakistan. As of February 2011, prices of wheat, saffron, cotton and acetic anhydride are also collected from six provinces of Afghanistan.

- Dry opium prices**

Dry Opium	Jun-10	Jun-11	Increase/ Decrease (%)
<i>Farm-gate price (US\$/Kg)</i>	125	261	108%
<i>Trader price (US\$/Kg)</i>	134	274	104%

- Fresh opium prices**

Fresh Opium	Jun-10	Jun-11	Increase/ Decrease (%)
<i>Farm-gate price (US\$/Kg)</i>	110	221	101%
<i>Trader price (US\$/Kg)</i>	115	231	101%

- Heroin and cannabis resin prices in Afghanistan**

Afghanistan	Jun-10	Jun-11	Increase/ Decrease (%)
<i>Heroin price (US\$/Kg)</i>	2,715	3,684	36%
<i>Cannabis price (US\$/Kg)</i>	91	145	59%

- Heroin and Hashish prices in Peshawar, Pakistan**

Peshawar, Pakistan	Jun-10	Jun-11	Increase/ Decrease (%)
<i>Heroin price (US\$/Kg)</i>	2,909	5,115	76%
<i>Hashish price (US\$/Kg)</i>	582	678	16%

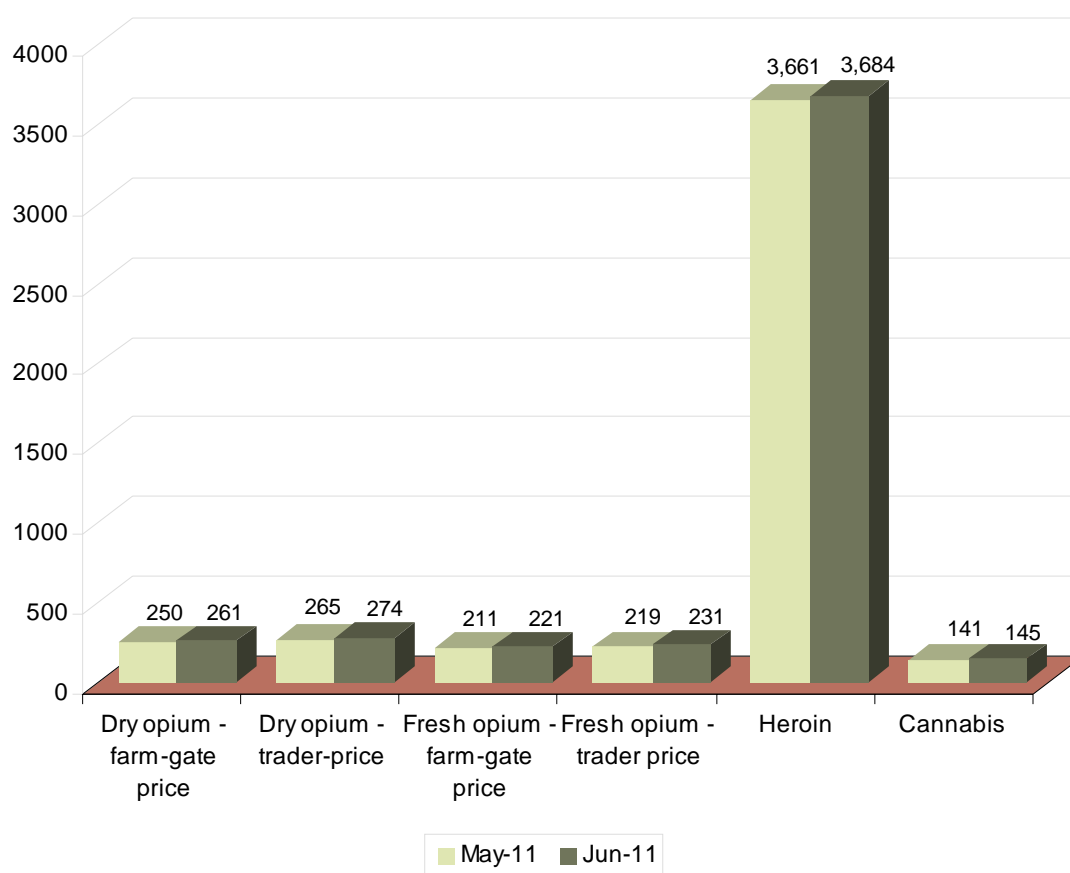
- **Prices at consumer level**

Afghanistan	June -11		
	Heroin	Opium	Hashish
Price in (US\$/Kg)	6,710	518	306

- **Licit crops prices in Afghanistan**

Afghanistan	May - 11			Jun - 11		
	Wheat	Saffron	Cotton	Wheat	Saffron	Cotton
Price in (US\$/Kg)	0.4	3,568	2.2	0.4	3,461	2.2

Price change of dry opium, fresh opium, heroin and cannabis resin between May 2011 and June 2011



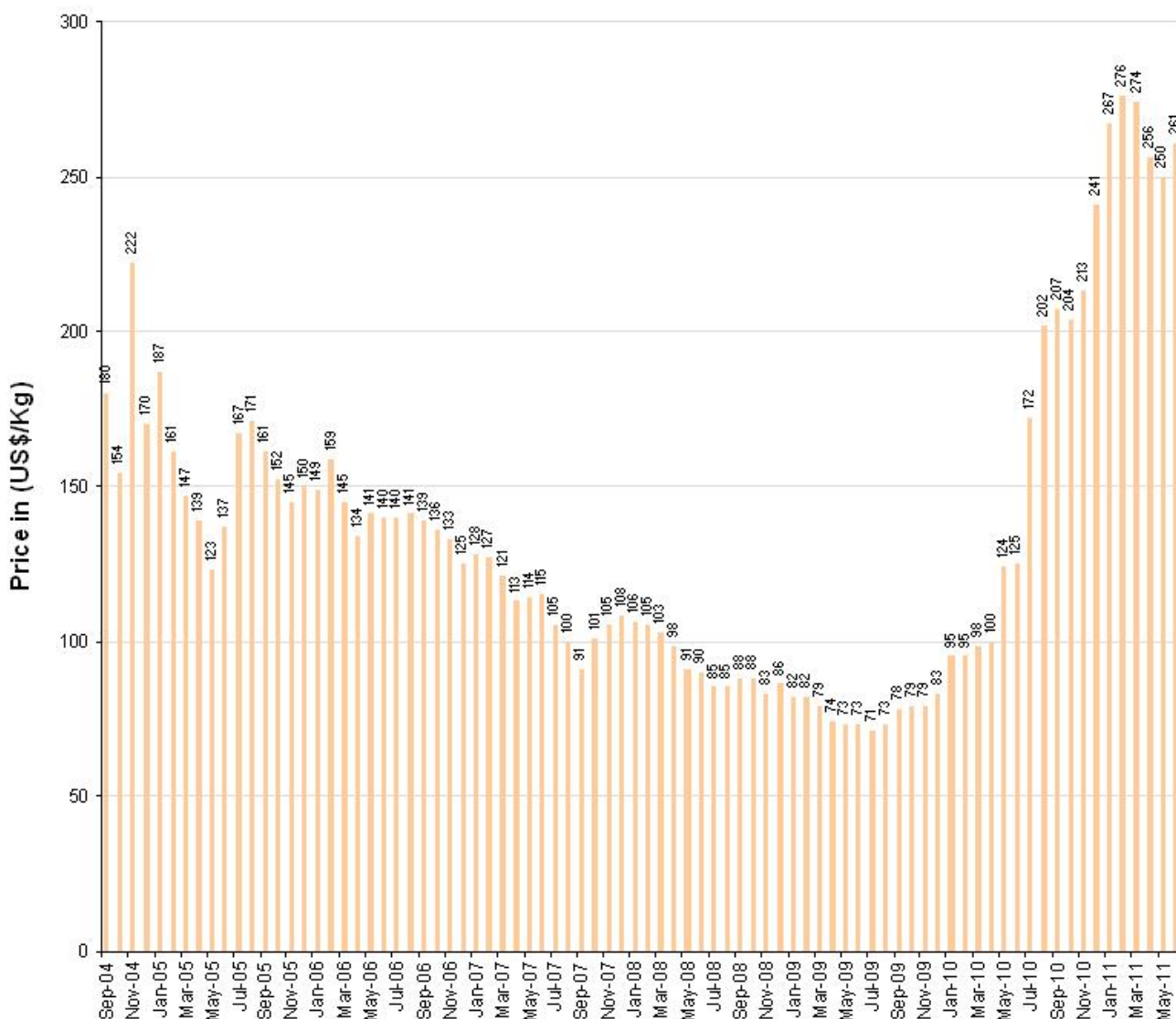
DRY OPIUM:

FARM-GATE PRICE:

At the end of June 2011, the national average price for one kilogram of dry opium in Afghanistan at the farm-gate level was **US\$ 261/kg** with **4%** increase compared to price reported in May 2011 (**US\$ 250/kg**).

The average dry opium price is **108%** higher than the price reported in June 2010 which was **US\$ 125/kg**.

Graph 1: ¹ Average price of dry opium at farm-gate level from September 2004 to June 2011



TRADER PRICE:

At the end of June 2011, the national average dry opium price collected from traders was **US\$ 274/kg** with **3%** increase compared to the price reported in May 2011 (**US\$ 265/kg**).

The average dry opium price is **104%** higher than the price reported last year in June 2010 which was **US\$ 134/kg**.

Dry opium price collected from traders has increased by 10%, 1%, 11% and 10% in Eastern, Southern, North-eastern and Northern region respectively. Prices have decreased by 4% in Western region.

¹ Simple average of all observations

Table 1: Regional average² price of dry opium collected from traders (US\$/Kg)

Region	Price of Dry Opium (US\$/Kg)		
	May-11	Jun-11	Change
Eastern region (Kunar, Laghman, Nangarhar)	297	328	10%
Southern region (Hilmand, Kandahar)	249	251	1%
Western region (Badghis, Farah, Ghor, Hirat, Nimroz)	309	296	-4%
North-eastern region (Badakhshan, Takhar)	184	204	11%
Northern region (Balkh, Faryab, Kunduz)	206	226	10%
Average	265	274	3%

Graph 2: Regional average² price of dry opium from traders (February 2005 to June 2011)

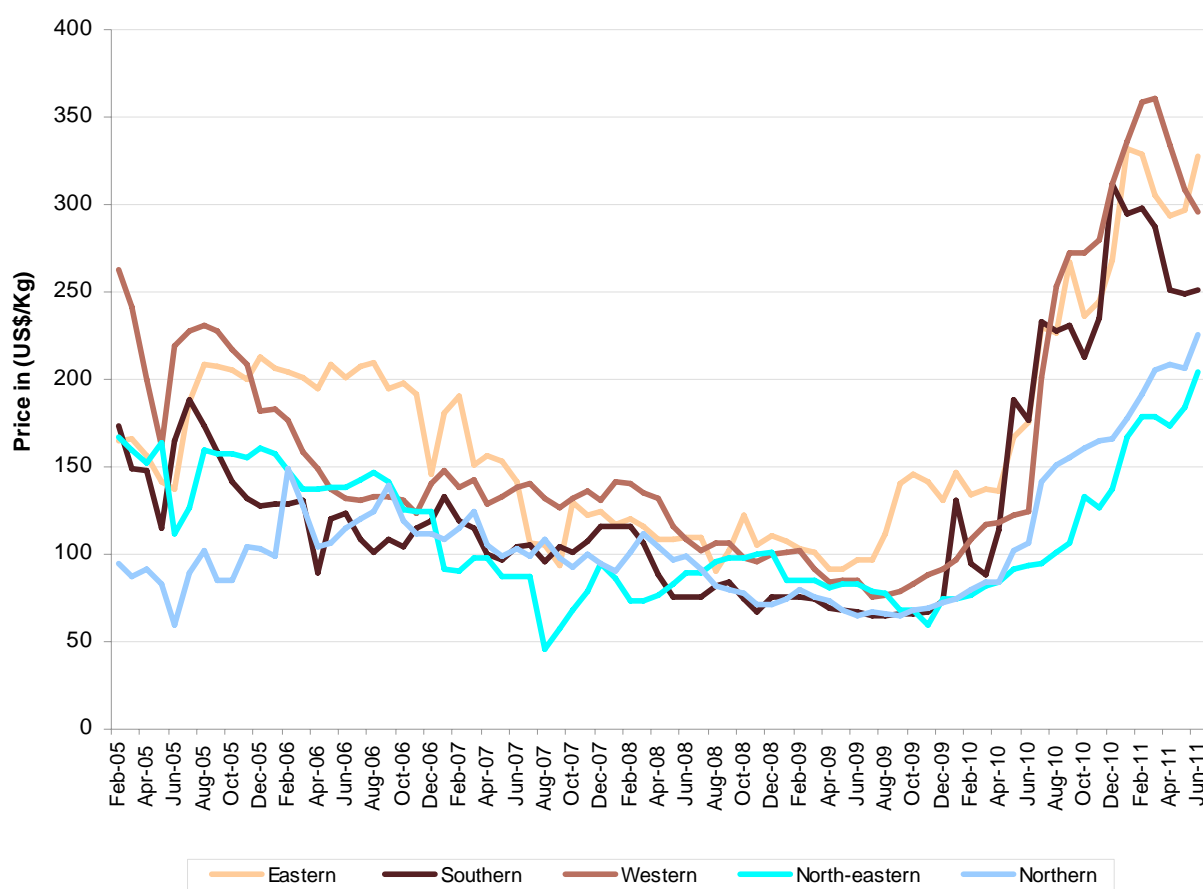


Table 2: Price of Afghanistan dry opium in Peshawar, Pakistan (US\$/Kg):

	Jun-10	Jul-10	Aug-10	Sep-10	Oct-10	Nov-10	Dec-10	Jan-11	Feb-11	Mar-11	Apr-11	May-11	Jun-11
Dry Opium	233	291	289	350	NA	364	NA	NA	329	320	261	286	262

² Simple average of all observations

FRESH OPIUM:

At the end of June 2011, the national average price of fresh opium was **US\$ 221/kg** and **US\$ 231/kg** at the farm-gate and trader level with **5% and 6%** increase respectively compared to the price reported in May 2011 which was **US\$ 211/kg** and **US\$ 219/kg** at the farm-gate and trader level respectively.

After the harvest season there is no fresh opium available, but farmers keep their fresh opium in plastic bags or dishes covered with leaves in order to preserve moisture. This opium is referred as fresh opium.

Graph: 3 National average³ price of fresh opium price, US\$/kg (August 2009 to June 2011)

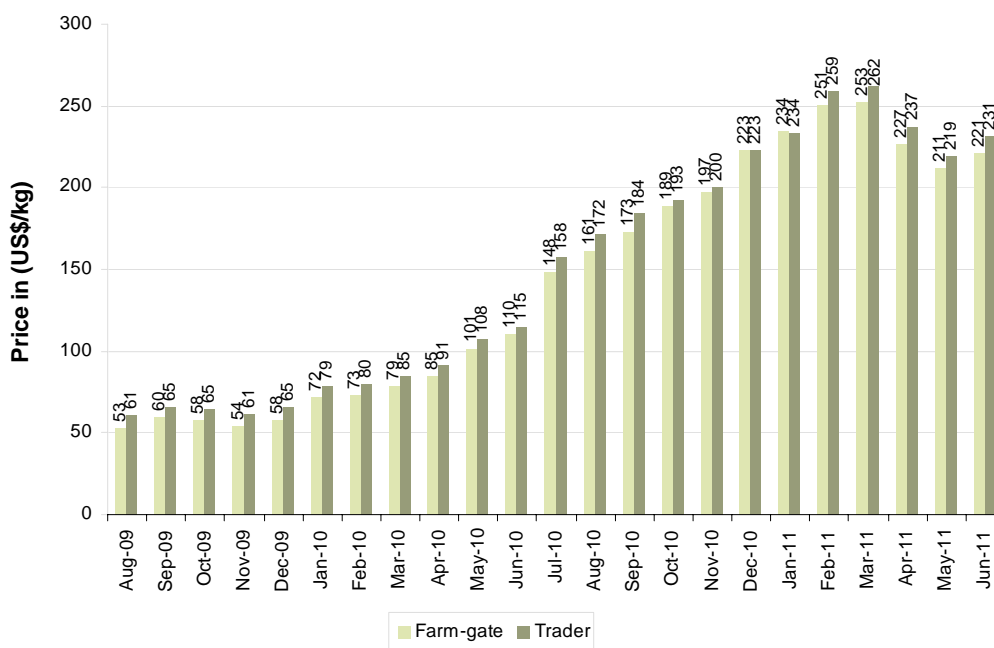


Table 3: Number of observations of dry and fresh opium prices

	Number of observations (n)		Number of provinces price collected
	Farm-gate price	Trader price	
Dry Opium	199	187	15
Fresh Opium	174	174	10

³ Simple average of all observations

HEROIN:

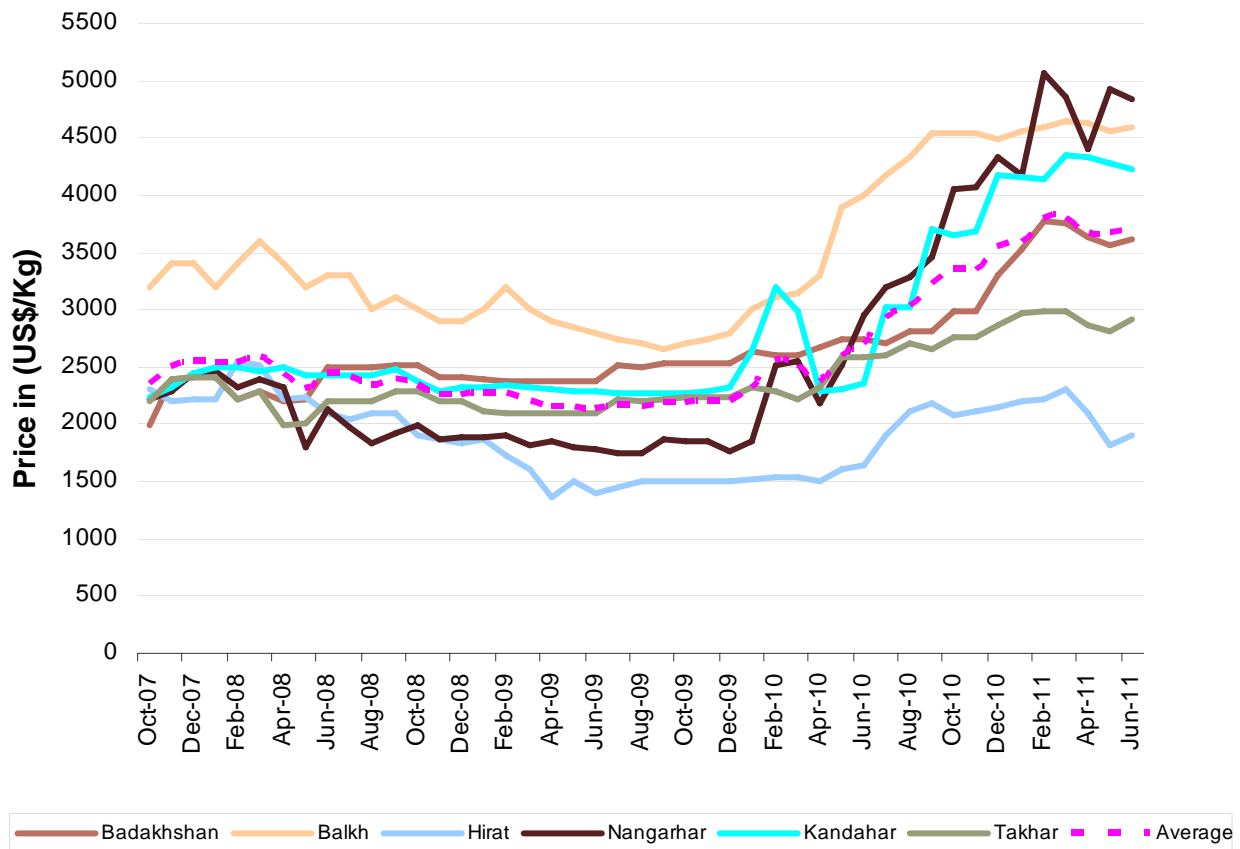
MCN (Ministry of Counter Narcotics) and UNODC regional offices in Afghanistan and Pakistan reported the prices for Heroin as below (prices of best quality considered).

Table 4: Heroin Price in Afghanistan and Pakistan (US\$/Kg)

Afghanistan	Jun-10	Jul-10	Aug-10	Sep-10	Oct-10	Nov-10	Dec-10	Jan-11	Feb-11	Mar-11	Apr-11	May-11	Jun-11
Badakhshan	2743	2715	2816	2813	2983	2979	3300	3522	3765	3756	3630	3568	3612
Balkh	4000	4169	4322	4540	4541	4539	4490	4552	4596	4638	4631	4563	4596
Hirat	1650	1905	2115	2184	2083	2121	2150	2200	2221	2310	2091	1818	1909
Nangarhar	2955	3194	3278	3456	4050	4070	4334	4167	5058	4858	4404	4924	4841
Kandahar	2350	3023	3020	3700	3650	3680	4170	4155	4140	4342	4338	4282	4223
Takhar	2592	2602	2707	2658	2761	2759	2860	2972	2988	2983	2856	2811	2920
Average⁴	2,715	2,935	3,043	3,225	3,345	3,358	3,551	3,595	3,795	3,815	3,658	3,661	3,684

Pakistan	Jun-10	Jul-10	Aug-10	Sep-10	Oct-10	Nov-10	Dec-10	Jan-11	Feb-11	Mar-11	Apr-11	May-11	Jun-11
Peshawar	2,909	3,255	4,276	4,437	NA	4,226	NA	NA	4,582	4,863	4,516	5,115	5,115

Graph: 4 Monthly whole sale price of best quality of heroin, US\$/kg (October 2007 to June 2011)



⁴ Simple average of all observations

CANNABIS RESIN:

MCN (Ministry of Counter Narcotics) and UNODC regional offices in Afghanistan and Pakistan reported the prices for cannabis resin and hashish respectively as below (prices of best quality considered).

Table 5: Cannabis resin price in Afghanistan (US\$/Kg)

Afghanistan	Jun-10	Jul-10	Aug-10	Sep-10	Oct-10	Nov-10	Dec-10	Jan-11	Feb-11	Mar-11	Apr-11	May-11	Jun-11
Badakhshan	86	96	109	133	155	177	176	198	199	199	198	195	195
Balkh	183	182	192	206	210	199	142	158	173	155	165	173	190
Hirat	58	57	63	63	60	64	64	71	72	75	68	68	77
Nangarhar	99	124	123	149	116	100	82	82	67	74	85	109	109
Kandahar	55	53	68	90	103	107	115	85	74	77	122	128	123
Takhar	65	69	98	111	110	132	132	143	155	177	176	173	173
Average⁵	91	97	109	125	126	130	119	123	123	126	136	141	145

Graph 5: Average⁶ price of cannabis resin, US\$/Kg (October 2007 to June 2011)

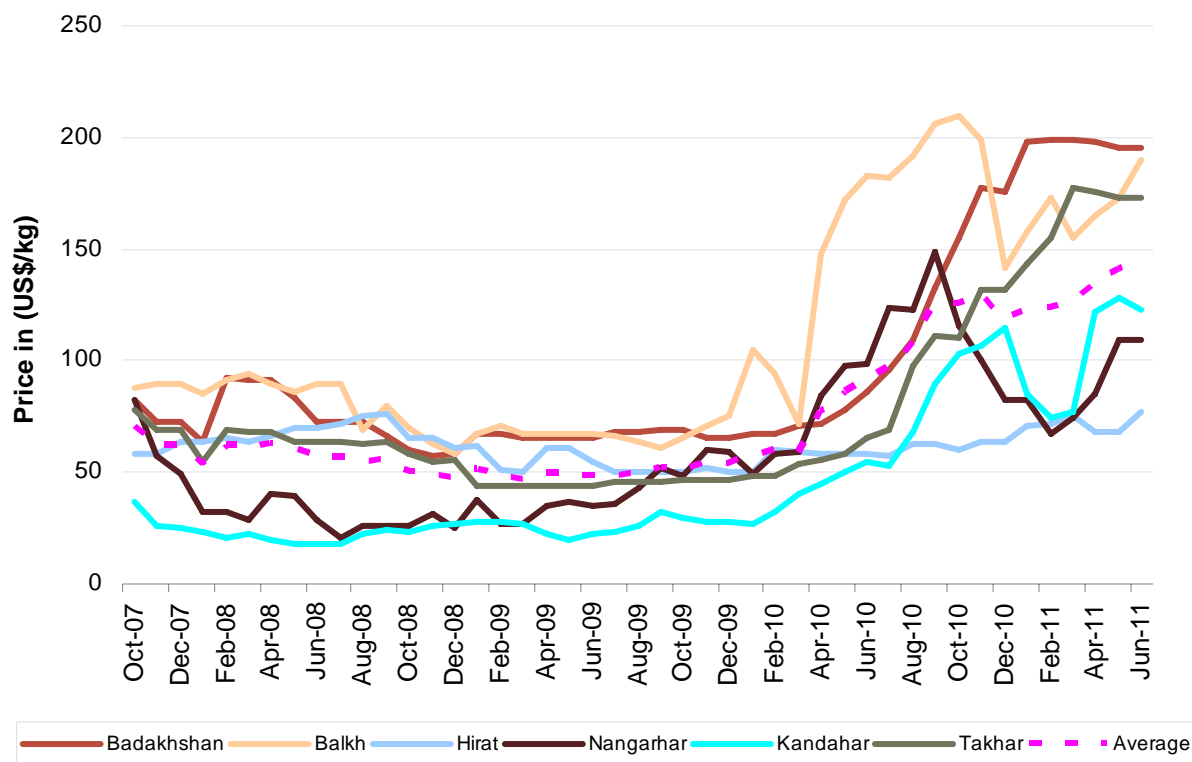


Table 6: Hashish price in Peshawar, Pakistan (US\$/Kg)

Pakistan	Jun-10	Jul-10	Aug-10	Sep-10	Oct-10	Nov-10	Dec-10	Jan-11	Feb-11	Mar-11	Apr-11	May-11	Jun-11
Peshawar	582	NA	624	677	NA	681	NA	NA	646	629	630	642	678

⁵ Simple average of all observations

⁶ Simple average of all observations

LICIT CROPS:

The prices of some licit crops (wheat, saffron and cotton) collected from different regions of Afghanistan are as below.

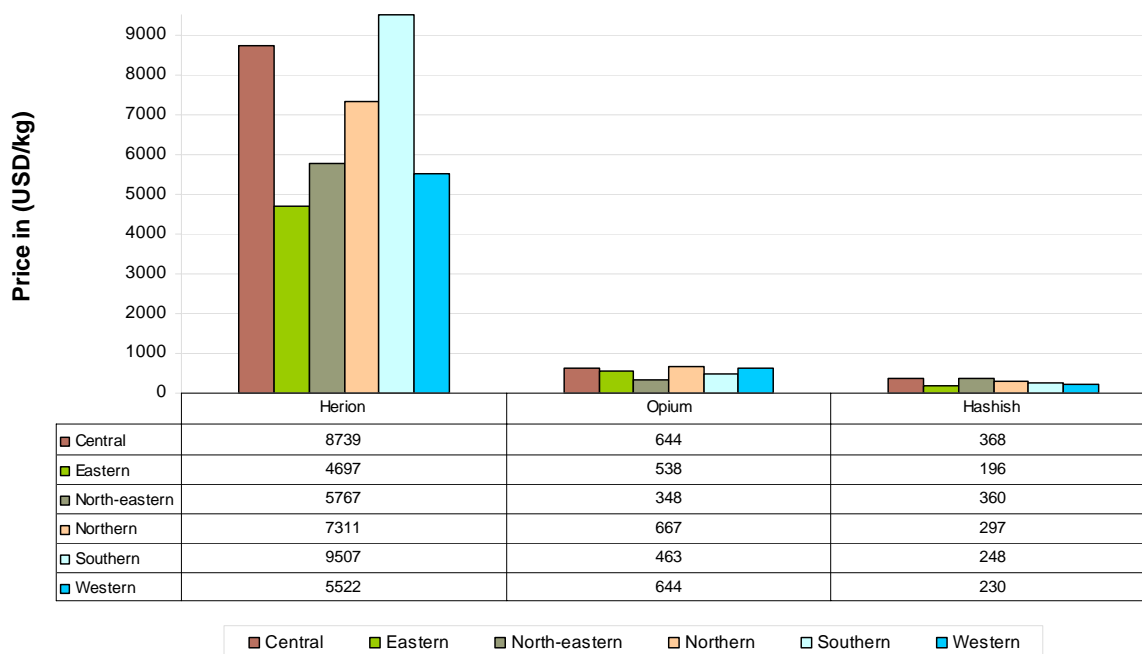
Table 7: Licit crops prices in Afghanistan (US\$/Kg)

Afghanistan	May-11			Jun-11		
	Wheat	Saffron	Cotton	Wheat	Saffron	Cotton
Badakhshan	0.5	na	na	0.5	na	na
Balkh	0.4	5,190	1.7	0.4	5,407	1.7
Hirat	0.3	1,946	2	0.3	1,514	2
Nangarhar	0.3	na	3.2	0.4	na	3.2
Kandahar	0.5	na	1.9	0.6	na	1.9
Takhar	0.4	na	na	0.4	na	na
Average⁷	0.4	3,568	2.2	0.4	3,461	2.2

Consumer price:

The consumer prices of heroin, opium and hashish collected from different regions of Afghanistan are as below. The quality of product varies in different regions.

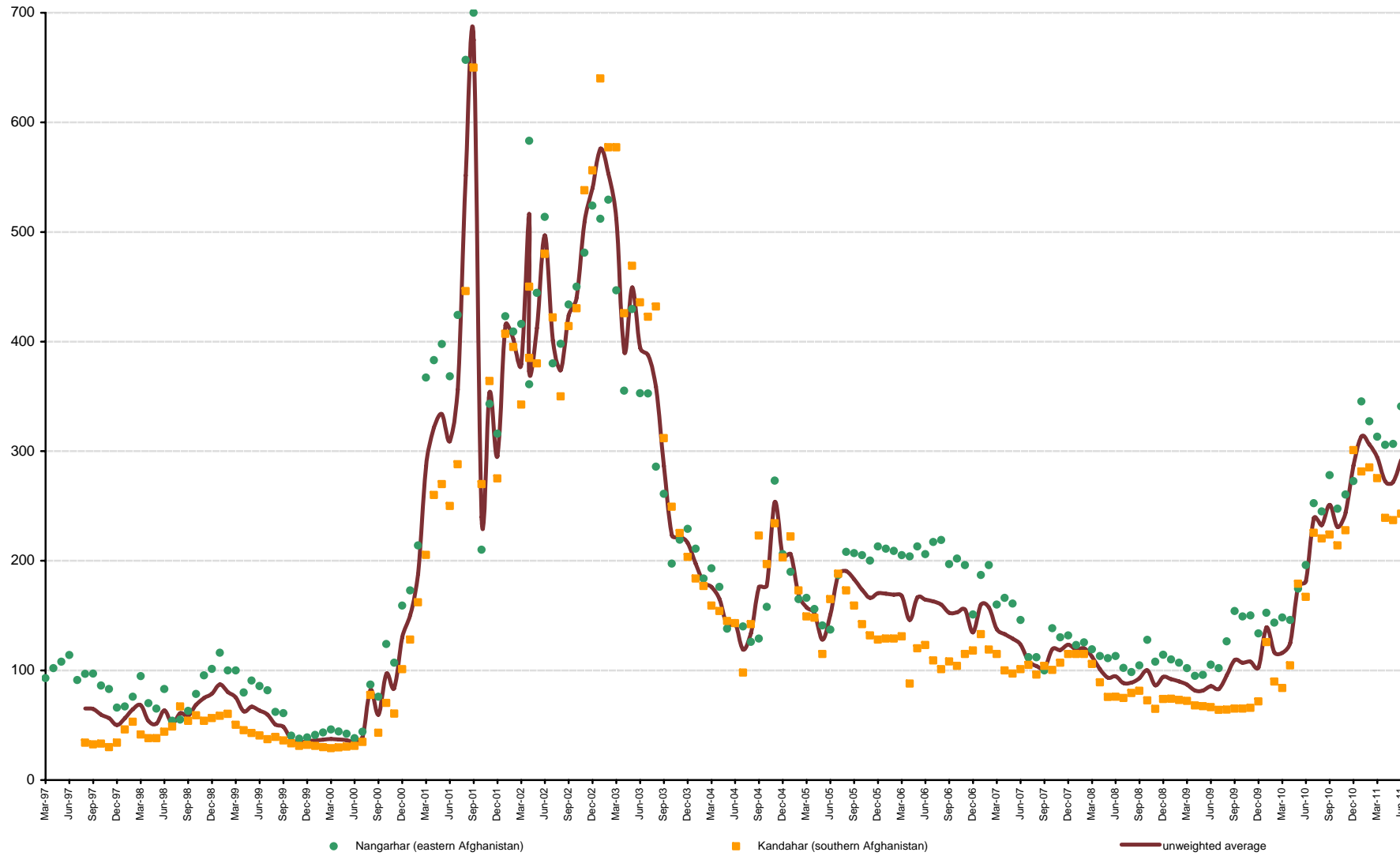
Graph 6: Regional consumer price of Heroin, Opium and Hashish in (US\$/Kg)



⁷ Simple average of all observations

Graph 7:

Average price of dry opium in Nangarhar and Kandahar provinces collected from traders (US\$/kg), March 1997 - June 2011



Afghanistan: Average dry opium price (June 2011)



Source: Government of Afghanistan - National monitoring system implemented by MCN / UNODC

Note: The boundaries and names shown and the designations used on this map do not imply official endorsement or acceptance by the United Nations.

Regional grouping of provinces for the opium poppy survey in Afghanistan



Source: Government of Afghanistan - National monitoring system implemented by UNODC

Note: The boundaries and names shown and the designations used on this map do not imply official endorsement or acceptance by the United Nations.