



**Islamic Republic of Afghanistan
Ministry of Counter Narcotics**



UNODC
United Nations Office on
Drugs and Crime

January 2011 مطابق دلو ۱۳۸۹ هجری-شمسی

Afghanistan Opium Price Monitoring Monthly Report



**Ministry of Counter Narcotics, Islamic Republic of Afghanistan, Kabul
And
United Nations Office on Drugs and Crime, Kabul**

MCN / UNODC

Afghanistan Opium Price Monitoring, January 2011

Summary

- Opium prices are collected from 15 of 34 provinces. The prices are collected for dry and fresh opium from traders (Trader prices) and farmers (farm gate prices). Heroin and cannabis resin prices are collected from six provinces of Afghanistan. Heroin and hashish prices are also collected from Peshawar, the nearest town in Pakistan.

- Dry opium prices**

Dry Opium	Jan-10	Jan-11	Increase/ Decrease (%)
<i>Farm-gate price (US\$/Kg)</i>	95	267	181%
<i>Trader price (US\$/Kg)</i>	102	280	175%

- Fresh opium prices**

Fresh Opium	Jan-10	Jan-11	Increase/ Decrease (%)
<i>Farm-gate price (US\$/Kg)</i>	72	234	225%
<i>Trader price (US\$/Kg)</i>	79	234	196%

- Heroin and cannabis resin prices in Afghanistan**

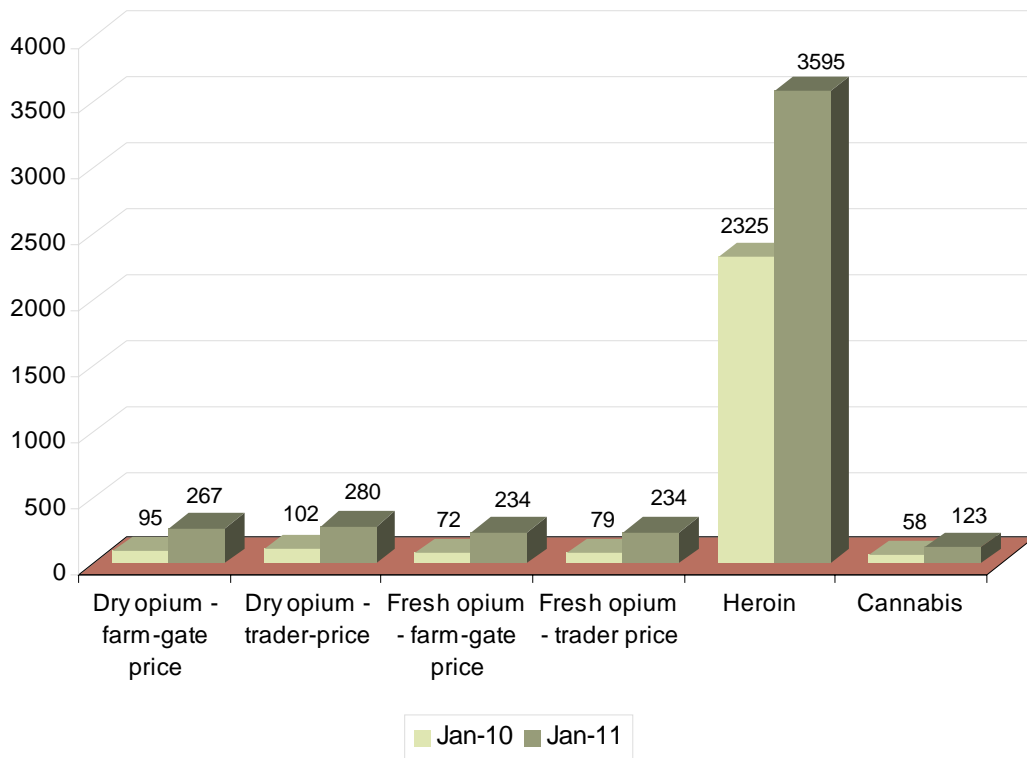
Afghanistan	Jan-10	Jan-11	Increase/ Decrease (%)
<i>Heroin (US\$/Kg)</i>	2325	3595	55%
<i>Cannabis resin (US\$/Kg)</i>	58	123	112%

- Heroin and Hashish prices in Peshawar, Pakistan**

Peshawar, Pakistan	Jan-10	Jan-11	Increase/ Decrease (%)
<i>Heroin (US\$/Kg)</i>	2251	NA	-
<i>Hashish (US\$/Kg)</i>	254	NA	-

NA- Not Available

Graph 1: Price change of dry opium, fresh opium, heroin and cannabis resin between January 2010 and January 2011



DRY OPIUM:

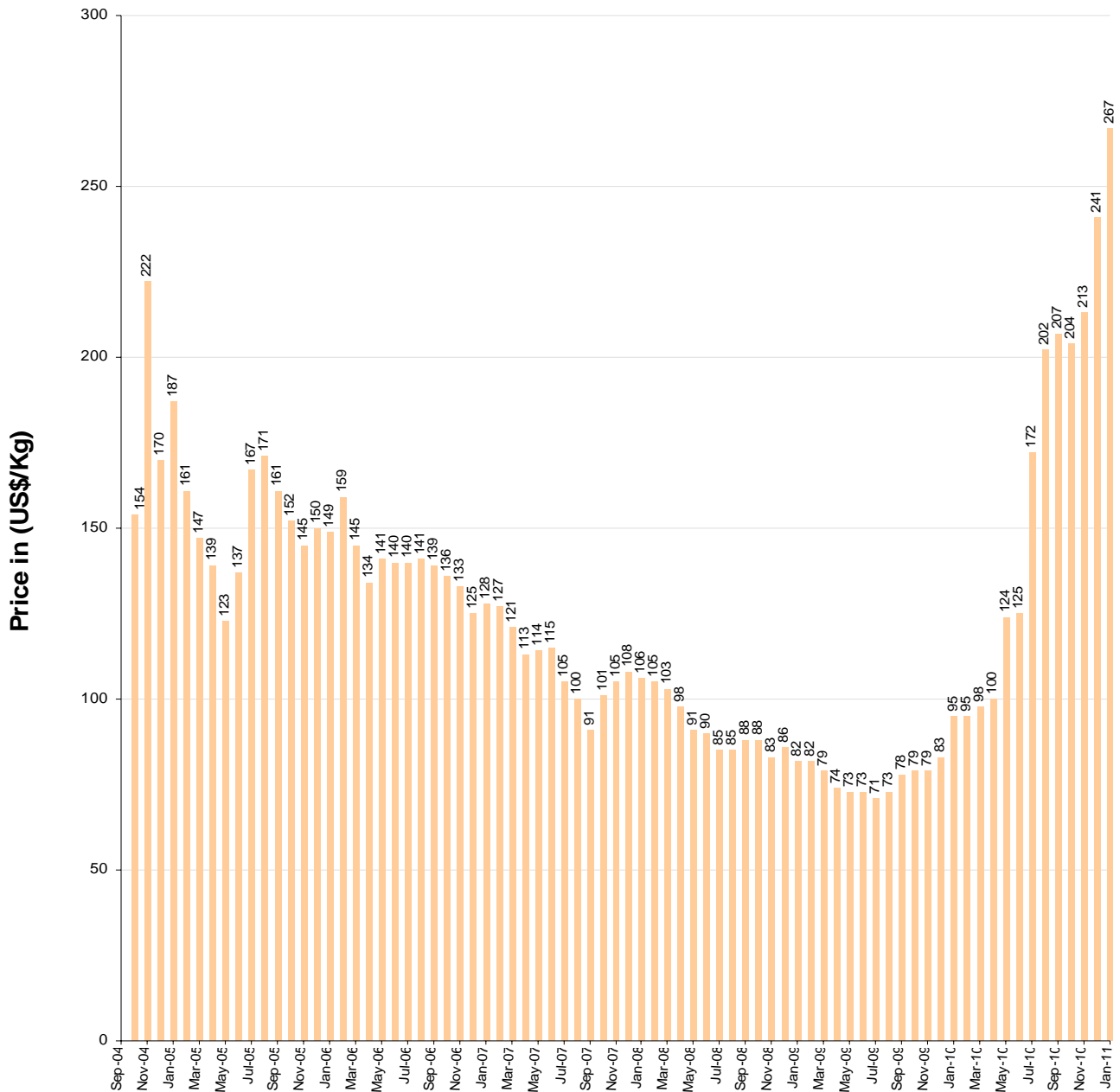
FARM-GATE PRICE:

At the end of January 2011, the national average price for one kilogram of dry opium in Afghanistan at the farm-gate level was **US\$ 267/kg** with 11% increase compared to price reported in December 2010 (**US\$ 241/kg**). The dry opium price at the farm-gate level has increasing trend since July 2009. The current farm-gate price is the highest price reported since November 2004.

The increase in the price of dry opium at the farm-gate level is due to very high demand, low opium production during last year and speculation in the market.

The average dry opium price is **180%** higher than the price reported in January 2010 which was **US\$ 95/kg**.

Graph 2: ¹ Average price of dry opium from September 2004 to January 2011



TRADER PRICE:

At the end of January 2011, the national average dry opium price collected from traders was **US\$ 281/kg** with **9%** increase compared to the price reported in December 2010 (**US\$ 257/kg**).

The average dry opium price is **176%** higher than the price reported last year in January 2010 which was **US\$ 102/kg**.

Dry opium price collected from traders has increased by **24%**, **22%**, **8%** and **7%** in Eastern, North-eastern, Western and Northern regions respectively. Price has decreased by **5%** in Southern region.

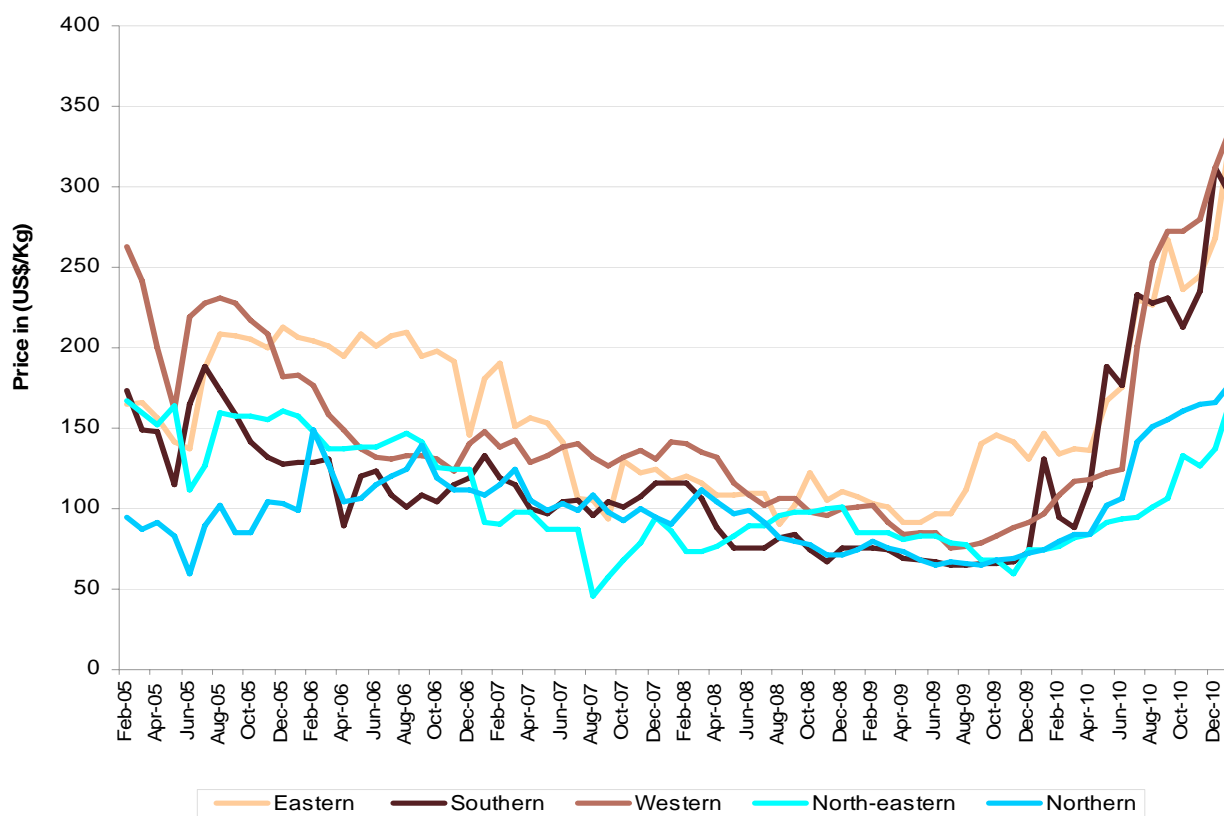
The further increase in the price of dry opium at the farm-gate level is due to very high demand, low opium production during last year and speculation in the market.

¹ Simple average of all observations

Table 1: Regional average² price of dry opium collected from traders (US\$/Kg)

Region	Price of Dry Opium (USD/Kg)		
	Dec-10	Jan-11	Change
Eastern region (Kunar, Laghman, Nangarhar)	268	332	24%
Southern region (Hilmand, Kandahar)	312	295	-5%
Western region (Badghis, Farah, Ghor, Hirat, Nimroz)	312	336	8%
North-eastern region (Badakhshan, Takhar)	137	167	22%
Northern region (Balkh, Faryab, Kunduz)	166	178	7%
Average	257	281	9%

Graph 3: Regional average² price of dry opium from traders (January 2005 to January 2011)



² Simple average of all observations

Table 2: Price of Afghanistan dry opium in Peshawar, Pakistan (US\$/Kg):

	Jan-10	Feb-10	Mar-10	Apr-10	May-10	Jun-10	Jul-10	Aug-10	Sep-10	Oct-10	Nov-10	Dec-10	Jan-11
Dry Opium	139	198	207	213	326	233	291	289	350	NA	364	NA	NA

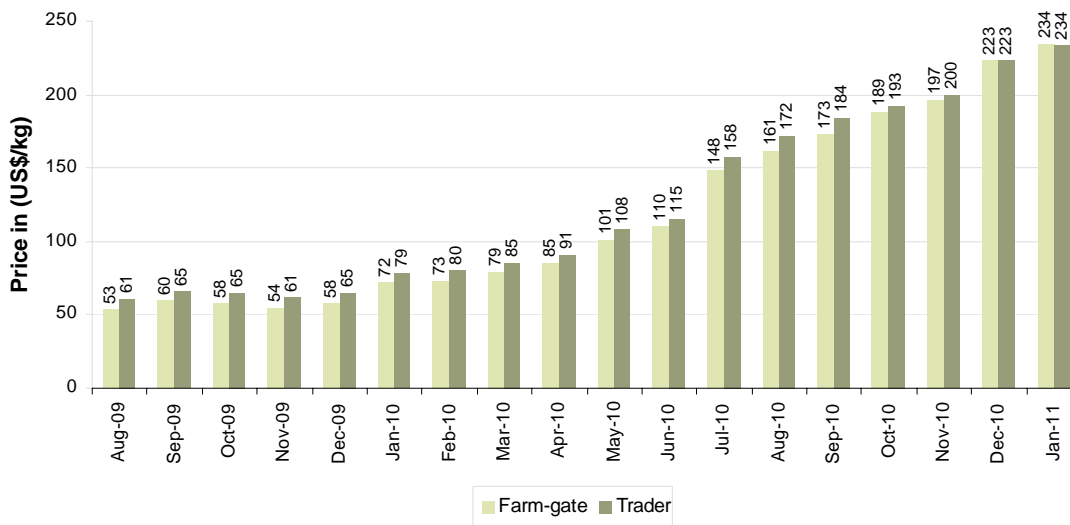
The price of Afghanistan dry opium in Peshawar could not be collected.

FRESH OPIUM:

At the end of January 2011, the national average price of fresh opium was **US\$ 234/kg** both at farm-gate and at trader level with **5%** increase compared to the prices reported last month (**US\$ 223/kg** both for farm-gate and trader level). Fresh opium has an increasing trend since November 2009.

After the harvest season there is no fresh opium available, but farmers keep their fresh opium in plastic bags or dishes covered with leaves in order to preserve moisture. This opium is referred as fresh opium.

Graph: 5 National ³average price of fresh opium price, US\$/kg (August 2009 to January 2011)



HEROIN:

MCN (Ministry of Counter Narcotics) and UNODC regional offices in Afghanistan and Pakistan reported the prices for Heroin as below (prices of best quality considered).

³ Simple average of all observations

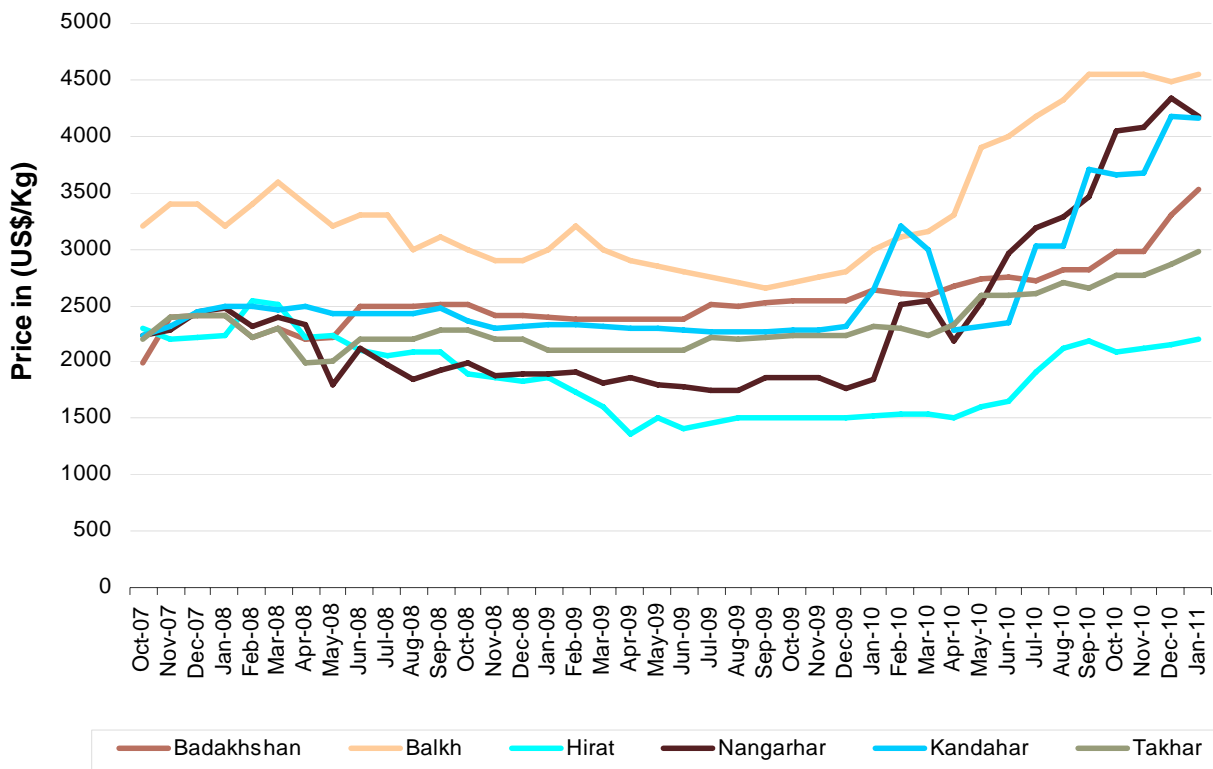
Table 3: Heroin Price in Afghanistan and Pakistan (US\$/Kg)

Afghanistan	Jan-10	Feb-10	Mar-10	Apr-10	May-10	Jun-10	Jul-10	Aug-10	Sep-10	Oct-10	Nov-10	Dec-10	Jan-11
Badakhshan	2633	2610	2595	2664	2736	2743	2715	2816	2813	2983	2979	3300	3522
Balkh	3000	3100	3150	3300	3900	4000	4169	4322	4540	4541	4539	4490	4552
Hirat	1514	1539	1535	1505	1602	1650	1905	2115	2184	2083	2121	2150	2200
Nangarhar	1847	2510	2541	2186	2517	2955	3194	3278	3456	4050	4070	4334	4167
Kandahar	2640	3200	2990	2280	2310	2350	3023	3020	3700	3650	3680	4170	4155
Takhar	2317	2296	2226	2326	2586	2592	2602	2707	2658	2761	2759	2860	2972
Average	2325	2543	2506	2377	2609	2715	2935	3043	3225	3345	3358	3551	3595

Pakistan	Jan-10	Feb-10	Mar-10	Apr-10	May-10	Jun-10	Jul-10	Aug-10	Sep-10	Oct-10	Nov-10	Dec-10	Jan-11
Peshawar	2251	2568	2364	2479	2909	2909	3255	4276	4437	NA	4226	NA	NA

Heroin price could not be collected in Peshawar, Pakistan.

Graph: 6 Monthly whole sale price of best quality of heroin, US\$/kg (October 2007 to January 2011)



CANNABIS RESIN:

MCN (Ministry of Counter Narcotics) and UNODC regional offices in Afghanistan and Pakistan reported the prices for cannabis resin and hashish respectively as below (prices of best quality considered).

Table 4: Cannabis resin price in Afghanistan (US\$/Kg)

Afghanistan	Jan-10	Feb-10	Mar-10	Apr-10	May-10	Jun-10	Jul-10	Aug-10	Sep-10	Oct-10	Nov-10	Dec-10	Jan-11
Badakhshan	67	67	71	72	78	86	96	109	133	155	177	176	198
Balkh	105	94	72	148	172	183	182	192	206	210	199	142	158
Hirat	50	60	59	58	58	58	57	63	63	60	64	64	71
Nangarhar	49	58	59	84	98	99	124	123	149	116	100	82	82
Kandahar	27	32	40	45	50	55	53	68	90	103	107	115	85
Takhar	48	48	54	56	58	65	69	98	111	110	132	132	143
Average	58	60	59	77	86	91	97	109	125	126	130	119	123

Graph 7: ⁴Average price of cannabis resin, US\$/Kg (October 2007 to January 2011)

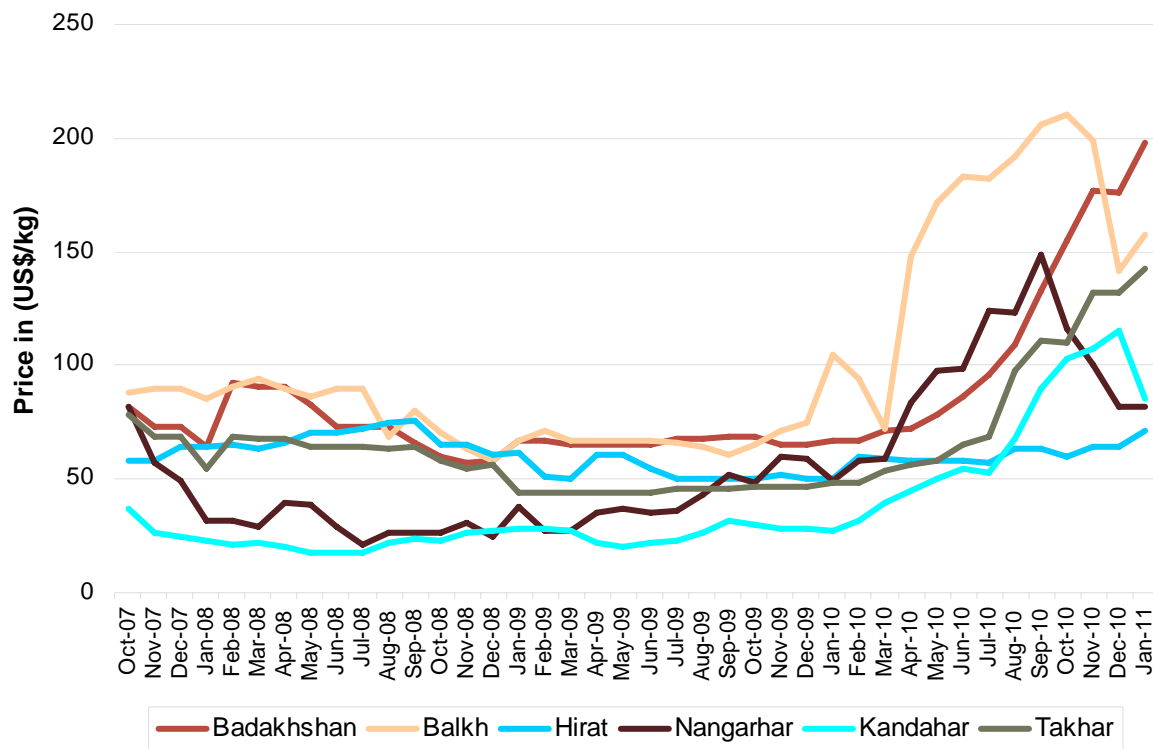


Table 5: Hashish price in Peshawar, Pakistan (US\$/Kg)

Pakistan	Jan-10	Feb-10	Mar-10	Apr-10	May-10	Jun-10	Jul-10	Aug-10	Sep-10	Oct-10	Nov-10	Dec-10	Jan-11
Peshawar	254	374	473	531	582	582	NA	624	677	NA	681	NA	NA

The price of hashish in Peshawar, Pakistan could not be collected.

⁴ Simple average of all observations

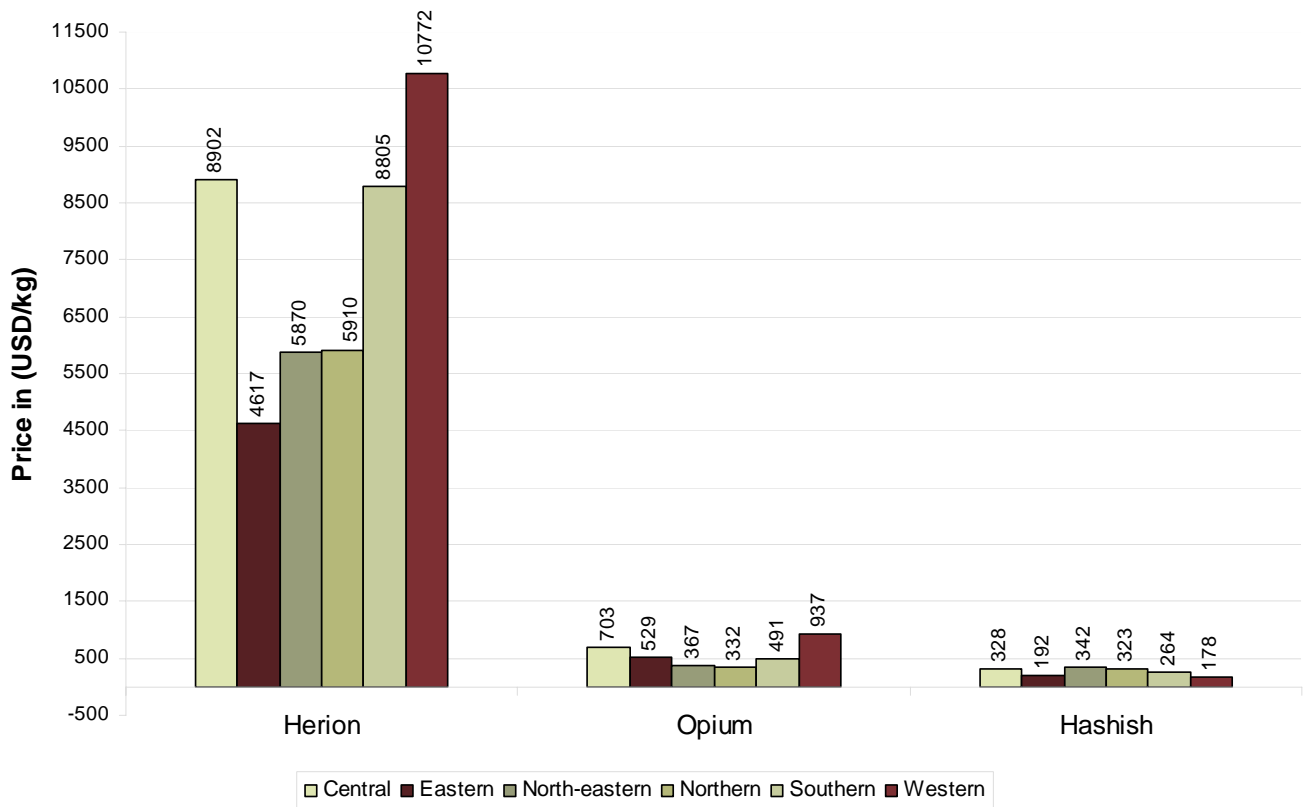
Table 6: Number of observations of dry and fresh opium prices

	Number of observations (n)		Number of provinces price collected
	Farm-gate price	Trader price	
Dry Opium	199	187	15
Fresh Opium	120	132	9

Consumer price:

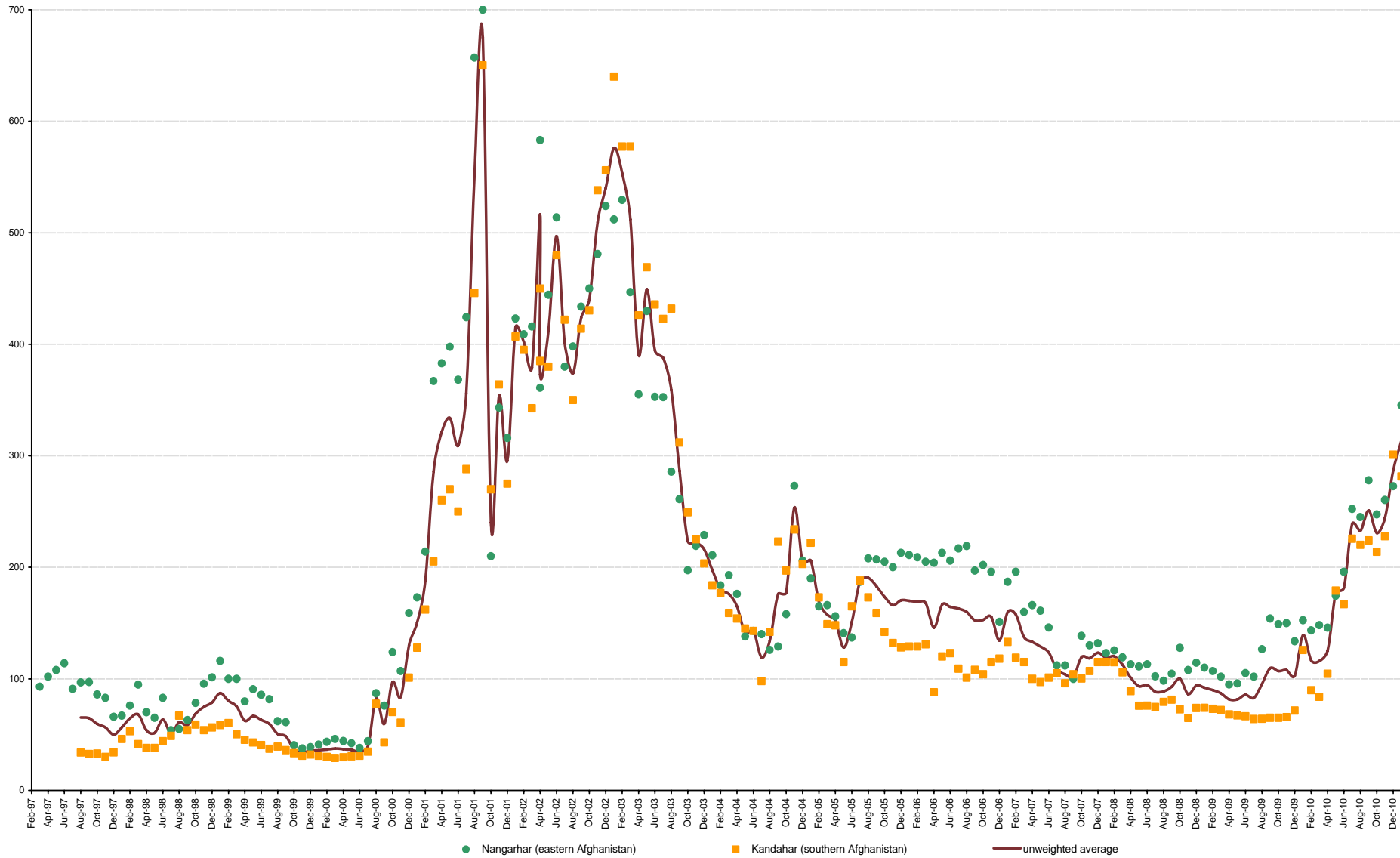
The consumer prices of heroin, opium and hashish collected from different regions of Afghanistan are as below. The quality of product varies in different regions.

Graph 6: Regional consumer price of Heroin, Opium and Hashish in (US\$/Kg)

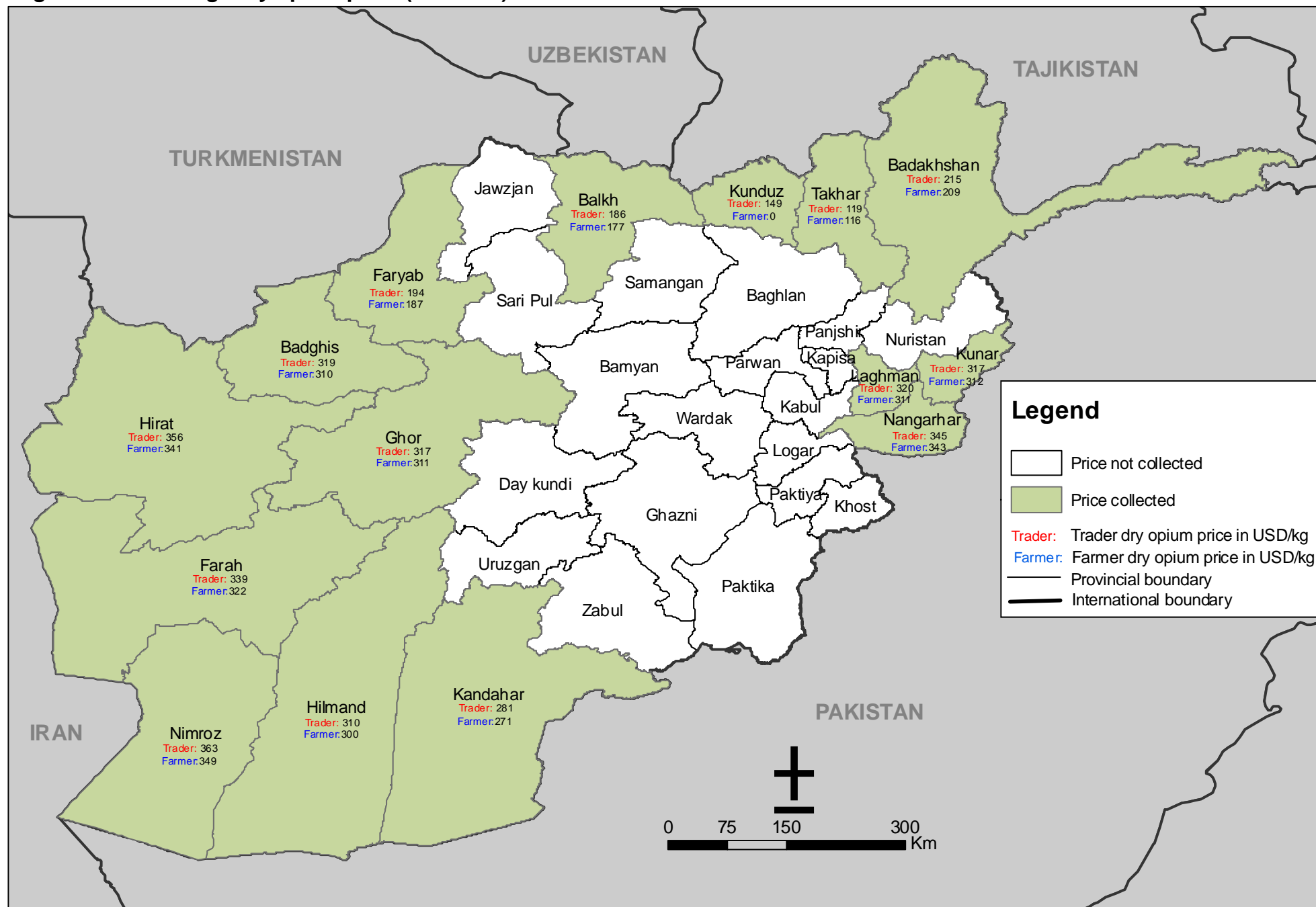


Graph 7:

Average price of dry opium in Nangarhar and Kandahar provinces collected from traders (US\$/kg), March 1997 - January 2011



Afghanistan: Average dry opium price (Jan 2011)



Source: Government of Afghanistan - National monitoring system implemented by MCN / UNODC

Note: The boundaries and names shown and the designations used on this map do not imply official endorsement or acceptance by the United Nations.

