



**Islamic Republic of Afghanistan
Ministry of Counter Narcotics**



UNODC
United Nations Office on
Drugs and Crime

January 2012 مطابق دلو ۱۳۹۰ هجری- شمسی

Afghanistan Opium Price Monitoring Monthly Report



**Ministry of Counter Narcotics, Islamic Republic of Afghanistan, Kabul
And
United Nations Office on Drugs and Crime, Kabul**

Summary

- Prices are collected at the last week of every month from around twenty farmers and twenty traders depending on the availability of the farmers and traders. Prices are collected by MCN Survey coordinators generally from different farmers and traders each month; however the price data collection is sourced from a few known farmers and traders as well.
- Opium prices are collected from 18 of 34 provinces namely Badakhshan, Baghlan, Badghis, Balkh, Farah, Faryab, Ghor, Hilmand, Hirat, Kandahar, Kunar, Kunduz, Laghman, Nangarhar, Nimroz, Uruzgan, Takhar and Zabul. The province of Baghlan has been included in the opium price monitoring as of August and the provinces of Uruzgan and Zabul have been included in the opium price monitoring as of September 2011. The prices of dry and fresh opium are collected from farmers (at farm-gate level) and traders (at trader level).
- Different varieties of heroin, morphine and cannabis resin prices are collected from six provinces of Afghanistan namely Badakhshan, Balkh, Hirat, Nangarhar, Kandahar and Takhar. As of February 2011, prices of some licit crops such as wheat, saffron and cotton are also collected from six provinces of Afghanistan.
- Different varieties of opium, heroin and hashish prices are also collected for Peshawar the nearest town in Pakistan. Prices are collected and reported by UNODC office in Peshawar, Pakistan.
- Prices are reported in different currencies in different regions. The prices in Eastern region (Kunar, Laghman and Nangarhar) and Southern region (Kandahar, Hilmand, Uruzgan and Zabul) are reported in Pakistani rupees. In Northern (Balkh, Baghlan, Farayb) and North-eastern (Badakhshan, Kunduz, Takahr) regions, the prices are reported in Afghani. However, prices are reported in two different currencies namely Afghani and Iranian Tuman in Western region. The prices are converted in US\$ using the exchange rate from oanda.com site considering the rates on the same date the observation is made.
- As of August 2011, prices are also presented in local currency for convenience of certain analysis; however the national average prices are presented in USD. At the regional level, average prices are reflected in local currency with exception of the Western region since prices are reported in two different currencies.

- Average¹ dry Opium price in Afghanistan, (US\$/kg)**

Dry Opium	Jan-11	Jan-12	Increase/ Decrease (%)
<i>Farm-gate price (US\$/Kg)</i>	267	234	-12%
<i>Trader price (US\$/Kg)</i>	281	249	- 12%

- Average² fresh Opium price in Afghanistan, (US\$/kg)**

Fresh Opium	Jan-11	Jan-12	Increase/ Decrease (%)
<i>Farm-gate price (US\$/Kg)</i>	234	180	-23%
<i>Trader price (US\$/Kg)</i>	234	189	-19%

¹ Simple average of all observations

² Simple average of all observations

- **Average³ Cannabis Resin prices in Afghanistan, (US\$/kg)**

Types of cannabis resin	Jan-11	Jan-12	Increase/ Decrease (%)
Cannabis resin (Garda # 1) price in (US\$/kg)	123	124	+1%
Cannabis resin (Garda # 2) price in (US\$/kg)	75	69	-8%
Cannabis resin (Garda # 3) price in (US\$/kg)	12	29	+142%

- **Heroin (best quality) and Hashish prices in Peshawar, Pakistan (US\$/kg)**

Types of Heroin/Hashish	Jan-11	Jan-12	Increase/Decrease (%)
Heroin - White (Injection) price (US\$/kg)	NA	4835	NA
Hashish - (Garda # 1) price (US\$/kg)	NA	585	NA
Hashish - (Garda # 2) price (US\$/kg)	NA	371	NA
Hashish - (Garda # 3) price (US\$/kg)	NA	236	NA

- **Average⁴ prices of Heroin, Opium and Hashish at consumer level in Afghanistan, (US\$/kg)**

Types of drugs	Dec-11	Jan-12	Increase/Decrease (%)
Heroin	6582	6397	-3%
Opium	537	539	+0.3%
Hashish	276	282	+2%

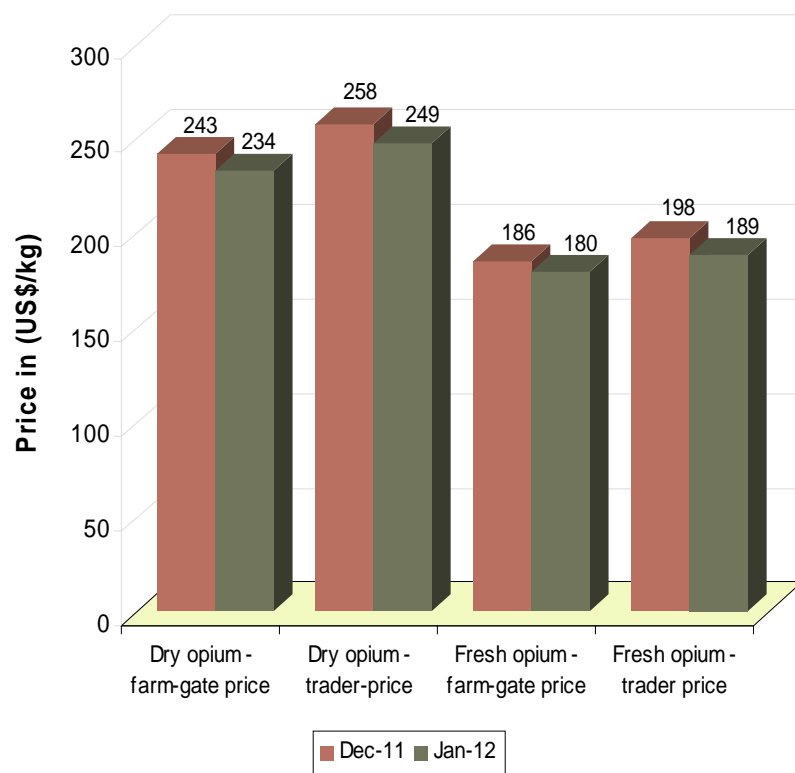
- **Prices of Cotton, Saffron and Wheat in Afghanistan, (US\$/kg)**

Types of crops	Dec-11	Jan-12	Increase/Decrease (%)
Cotton	1.78	1.76	-1%
Saffron	1732	1723	-1%
Wheat	0.40	0.43	+7%

³ Simple average of all observations

⁴ Simple average of all observations

Price change of Dry Opium and Fresh Opium between December 2011 and January 2012



DRY OPIUM:

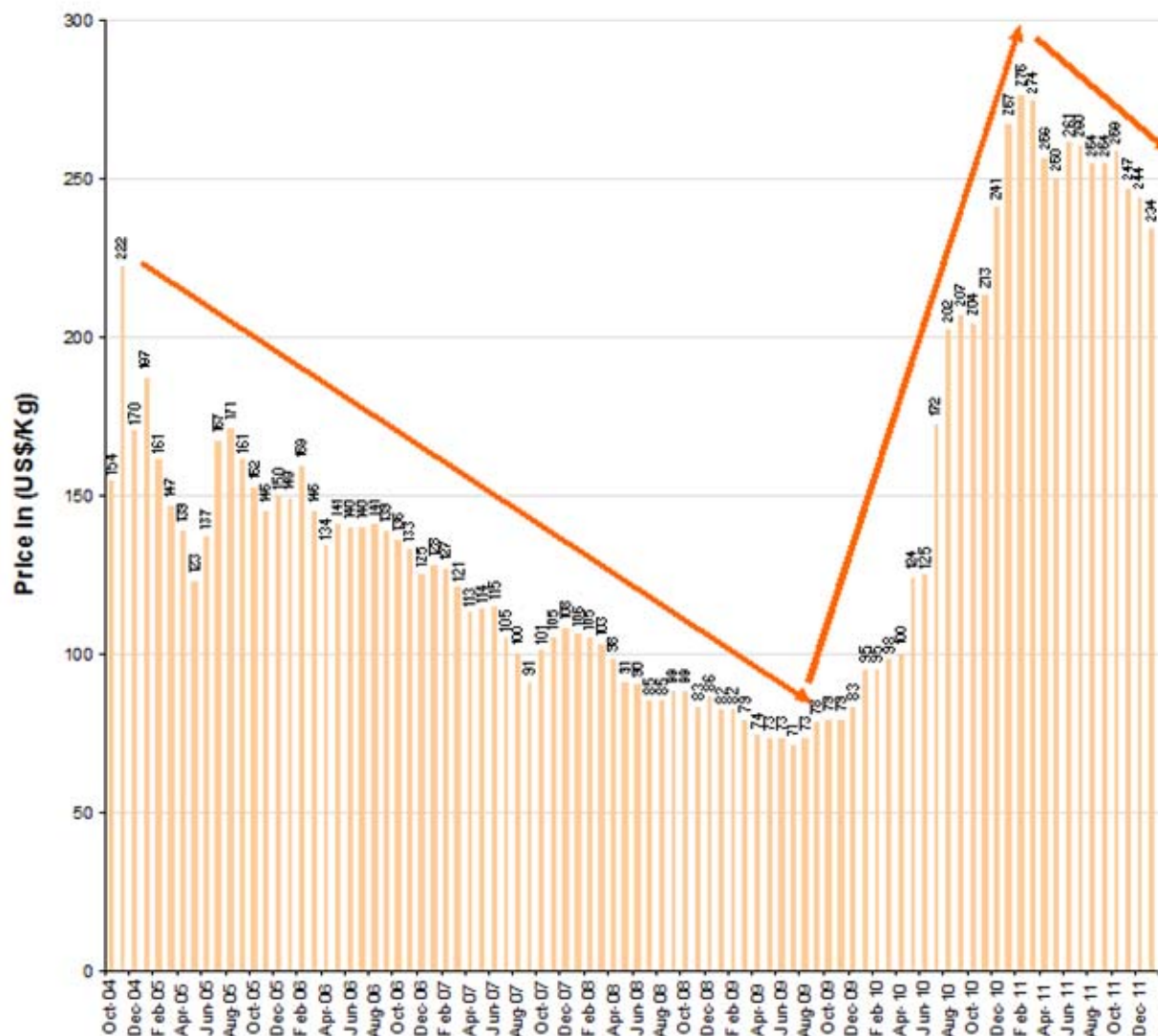
FARM-GATE PRICE:

At the end of January 2012, the national average price for one kilogram of dry opium in Afghanistan at the farm-gate level was **US\$ 234/kg** with **4%** decrease compared to price reported in December 2011 (**US\$ 244/kg**).

The prices of dry opium at farm-gate level have decreasing trend since February 2011.

The average dry opium price at the farm-gate level in January 2012 is **12%** lower than the price reported in January 2011 which was **US\$ 267/kg**.

Graph 1: National ⁵Average price of dry opium at farm-gate level from September 2004 to January 2012



⁵ Simple average of all observations

TRADER PRICE:

At the end of January 2012, the national average dry opium price collected from traders was **US\$ 249/kg** with **4 %** decrease compared to the price reported in December 2011 (**US\$ 258/kg**).

The average dry opium price at trader level in January 2012 is **12%** lower than the price reported in January 2011 which was **US\$ 281/kg**.

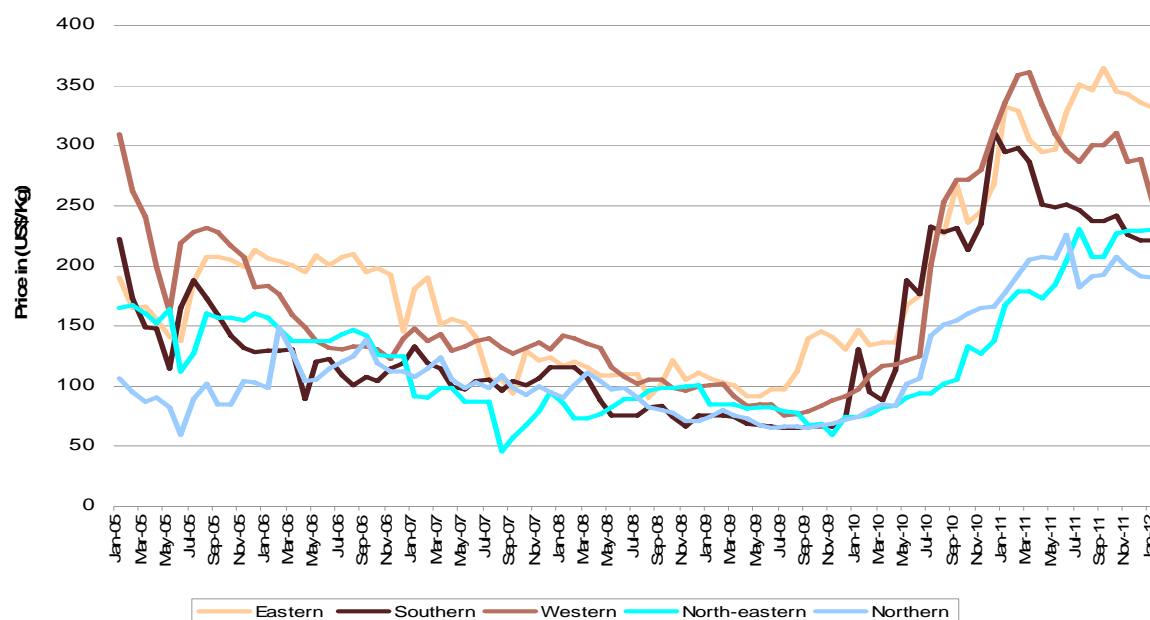
Dry opium price collected from traders has decreased by 13%, 1%, and 1% in Western, Northern and Eastern regions respectively. Price has increased very slightly by 0.4% in North-eastern regions.

Prices are lower in North and North-eastern regions compared to Eastern and Western regions where plenty of opium is available. Limited trafficking routes (unofficial crossing borders) are one of the main factors behind the lower prices in the above mentioned regions.

Table 1: Regional average⁶ price of dry opium collected from traders (US\$/Kg)

Region	Price of Dry Opium (US\$/Kg)		Price change (%)
	Dec-11	Jan-12	
Eastern region (Kunar, Laghman, Nangarhar)	336	331	-1%
Southern region (Hilmand, Kandahar, Uruzgan, Zabul)	221	221	0%
Western region (Badghis, Farah, Ghor, Hirat, Nimroz)	287	250	-13%
North-eastern region (Badakhshan, Kunduz, Takhar)	229	230	+0.4%
Northern region (Baghlan, Balkh, Faryab)	191	190	-1%
Average	258	249	-4%

Graph 2: Regional average² price of dry opium from traders (January 2005 to January 2012)



⁶ Simple average of all observations

Table 2: Regional average⁷ price of dry opium in local currency

		Price of 1 kg of Dry Opium in local currency					
		Dec-11		Jan-12			
Region	Local currency	Farm-gate	Trader	Farm-gate	Trader	Change at farm-gate level (Jan-Dec)	Change at trader level (Jan-Dec)
Eastern region (Kunar, Laghman, Nangarhar)	Pakistani Rupee	29,258	29,646	28,381	28,778	-3%	-3%
Southern region (Hilmand, Kandahar, Uruzgan, Zabul)	Pakistani Rupee	18,642	19,896	18,274	19,395	-2%	-3%
Western region (Badghis, Ghor) *	Afghani	12,786	13,183	12,786	13,183	+0%	+0%
Western region (Farah, Hirat, Nimroz) *	Imanian Tuman	419,913	438,248	453,913	472,248	+8%	+8%
North-eastern region (Badakhshan, Kunduz, Takhar)	Afghani	9,327	11,274	9,406	9,616	+1%	-15%
Northern region (Baghlan, Balkh, Faryab)	Afghani	9,025	9,409	9,037	9,403	+0.1%	-0.1%

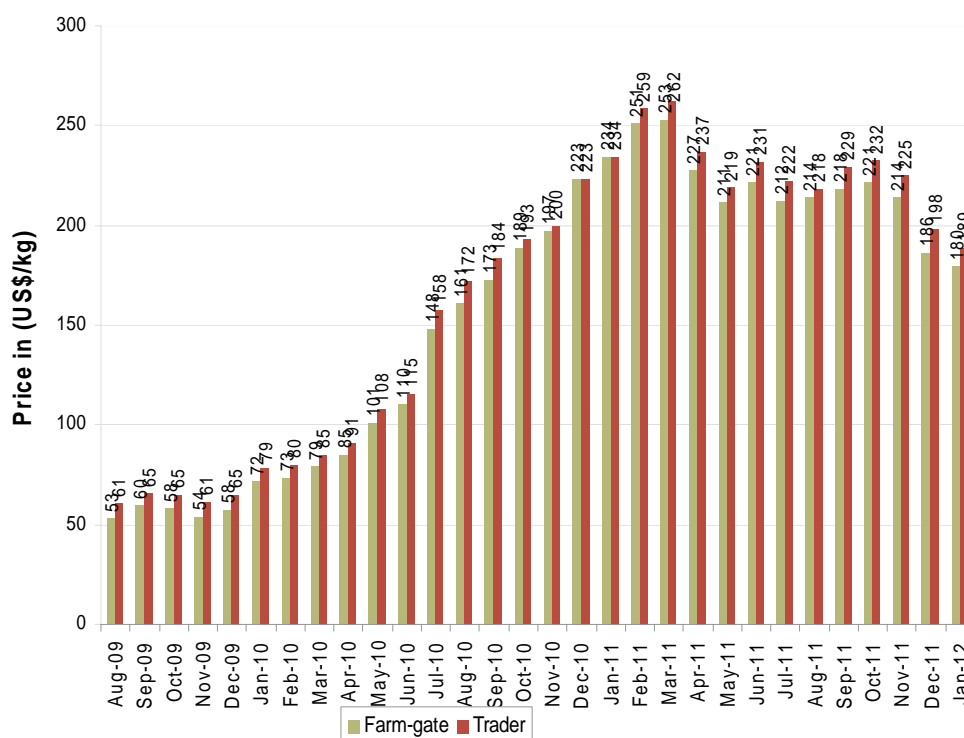
* Western region is divided in two groups because of prices available in two currencies

FRESH OPIUM:

At the end of January 2012, the national average price of fresh opium was **US\$ 180/kg** and **US\$ 189/kg** at the farm-gate and trader level with **3.5%** and **4.5%** decreases respectively compared to the price reported in December 2011 which was **US\$ 186/kg** and **US\$ 198/kg** at the farm-gate and trader level respectively.

After the harvest season there is no fresh opium available, but farmers keep their fresh opium in plastic bags or dishes covered with leaves in order to preserve moisture. This opium is referred as fresh opium.

Graph 3: National average⁸ price of fresh opium at farm-gate and trader level, US\$/kg (August 2009 to January 2012)



⁷ Simple average of all observations

⁸ Simple average of all observations

Table 3: Regional average⁹ price of 1 kilogram of fresh opium in local currency

		Price of 1 kg of Fresh Opium in local currency					
		Dec-11		Jan-12			
Region	Local currency	Farm-gate	Trader	Farm-gate	Trader	Change at farm-gate level (Jan-Dec)	Change at trader level (Jan-Dec)
Eastern region (Kunar, Laghman, Nangarhar)	Pakistani Rupee	NA	NA	NA	NA	NA	NA
Southern region (Hilmand, Kandahar, Uruzgan, Zabul)	Pakistani Rupee	14,541	16,096	14,343	15,477	-1%	-4%
Western region (Badghis, Ghor) *	Afghani	11,187	11,525	11,187	11,525	+0%	+0%
Western region (Farah, Hirat, Nimroz) *	Imnianian Tuman	321,930	335,917	384,874	398,861	+20%	+19%
North-eastern region (Badakhshan, Kunduz, Takhar)	Afghani	NA	NA	NA	NA	NA	NA
Northern region (Baghlian, Balkh, Faryab)	Afghani	7 967	8 354	7 959	8 334	-0 1%	-0 2%

* Western region is divided in two groups because of prices available in two currencies

Table 4: Number of observations of dry and fresh opium prices

	Number of observations (n)		Number of provinces price collected
	Farm-gate price	Trader price	
Dry Opium	190	178	18
Fresh Opium	123	122	12

HEROIN:

There are several types of heroin available in Afghanistan with different quality. The prices of White powder (injection) in Nangarhar province, White powder (Crystal) in Kandahar and Balkh provinces and Off-white (Crystal)-100% in Badakhshan province are the most expensive heroin reported in Afghanistan. The cheapest heroin (**US\$ 57/kg**) is called as Khata # 2 reported in Nangarhar province. The price of morphine and off-white coarse powder (Crystal) is not included this month in Hirat due to inconsistency in price and availability of varying quality of product in the market

Table 5: Prices of different types of Heroin in Afghanistan, (US\$/kg), Jan 2011 - Jan 2012

Province	Types of Heroin	Jan-11	Feb-11	Mar-11	Apr-11	May-11	Jun-11	Jul-11	Aug-11	Sep-11	Oct-11	Nov-11	Dec-11	Jan-12	Change (Dec-Nov) %
Badakhshan	Chara (20%)	na	na	na	na	na	na	na	1020	998	1031	932	912	912	0%
	Off- white powder (Crystal) - 100%	3522	3765	3756	3630	3568	3612	4261	4252	4072	4209	4351	4258	4254	-0.1%
Balkh	Bist powder	2690	2722	2761	2772	2736	2757	2578	2594	2545	2652	2549	2457	2471	+1%
	White powder (Crystal)	4552	4596	4638	4631	4563	4596	4368	4379	4276	4427	4310	4184	4598	+10%
Hirat	Morphine	1429	1442	1500	1364	1364	1364	1304	1277	1250	1250	1185	1111	NA	-
	Off- white coarse powder (Crystal)	2200	2221	2310	2091	1818	1909	1826	1702	1750	1792	1630	1250	NA	-
	White powder	1810	1827	1900	1636	1545	1636	1565	1362	1583	1625	1481	1736	1750	1%
Kandahar	Morphine	2850	2847	2906	2900	2879	2914	2848	2852	2863	2772	2998	3041	2528	-17%
	Off- white powder (Batan) - high quality	2124	2117	2183	2175	2141	2141	2092	2078	2061	1987	2306	2383	2183	-8%
	Off- white powder (Batan) - low quality	na	na	na	na	na	na	na	1385	1374	1386	1730	1793	1413	-21%
	White powder (Crystal)	4155	4140	4342	4338	4282	4223	4057	4041	4066	4043	3920	3914	3390	-13%
Nangarhar	Bist powder	2546	2588	2607	2976	2521	2479	2678	3005	2897	2656	2883	2795	3447	+23%
	Chara # 1	231	141	154	143	141	118	116	173	174	139	115	157	161	+3%
	Chara # 2	93	71	71	71	70	83	58	92	70	58	58	89	92	+3%
	Khata # 1	81	94	83	95	117	94	105	92	81	69	69	112	138	+23%
	Khata # 2	58	59	59	24	47	35	58	46	46	46	46	56	57	+3%
	Off- white powder (Batan)	3241	3764	3673	3452	3693	3660	3726	3930	3998	3811	4093	3690	4367	+18%
	White powder (Injection)	4167	5058	4858	4404	4924	4841	5006	5086	5214	5081	5073	4808	5056	+5%
Takhar	Off- white powder (Crystal) - 60%	2972	2988	2983	2856	2811	2920	2983	2971	2993	3082	3108	3041	3039	-0.1%

⁹ Simple average of all observations

Graph 4: Prices of different types of heroin in Afghanistan, (US\$/kg), January 2012

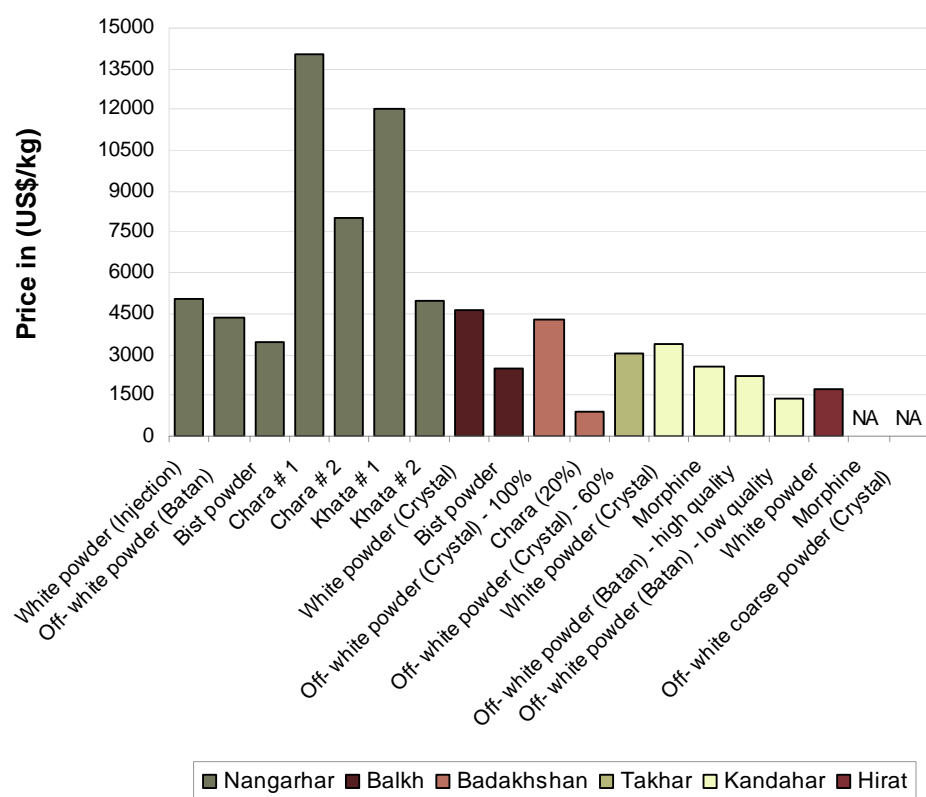


Table 6: Prices of 1 kilogram of different types of Heroin in local currency

Province	Types of heroin	Local currency	Prices of 1 kg of different types of heroin in local currency		Change (Jan-Dec) %
			Dec-11	Jan-12	
Badakhshan	Chara (20%)	Afghani	45,000	45,000	0%
	Off- white powder (Crystal) - 100%	Afghani	210,000	210,000	0%
Balkh	Bist powder	Afghani	121,000	122,000	+1%
	White powder (Crystal)	Afghani	206,000	227,000	+10%
Hirat	Morphine	Iranian Tuman	1,600,000	1400000	-13%
	Off- white coarse powder (Crystal)	Iranian Tuman	1,800,000	1000000	-44%
	White powder	Iranian Tuman	2,500,000	3500000	+40%
Kandahar	Morphine	Pakistani Rupee	268,000	220,000	-18%
	Off- white powder (Batan) - high quality	Pakistani Rupee	210,000	190,000	-10%
	Off- white powder (Batan) - low quality	Pakistani Rupee	158,000	123,000	-22%
	White powder (Crystal)	Pakistani Rupee	345,000	295,000	-14%
Nangarhar	Bist powder	Pakistani Rupee	250,000	300,000	+20%
	Chara # 1	Pakistani Rupee	14,000	14,000	+0%
	Chara # 2	Pakistani Rupee	8,000	8,000	+0%
	Khata # 1	Pakistani Rupee	10,000	12,000	+20%
	Khata # 2	Pakistani Rupee	5,000	5,000	+0%
	Off- white powder (Batan)	Pakistani Rupee	330,000	380,000	+15%
	White powder (Injection)	Pakistani Rupee	430,000	440,000	+2%
Takhar	Off- white powder (Crystal) - 60%	Pakistani Rupee	150,000	150000	+0%

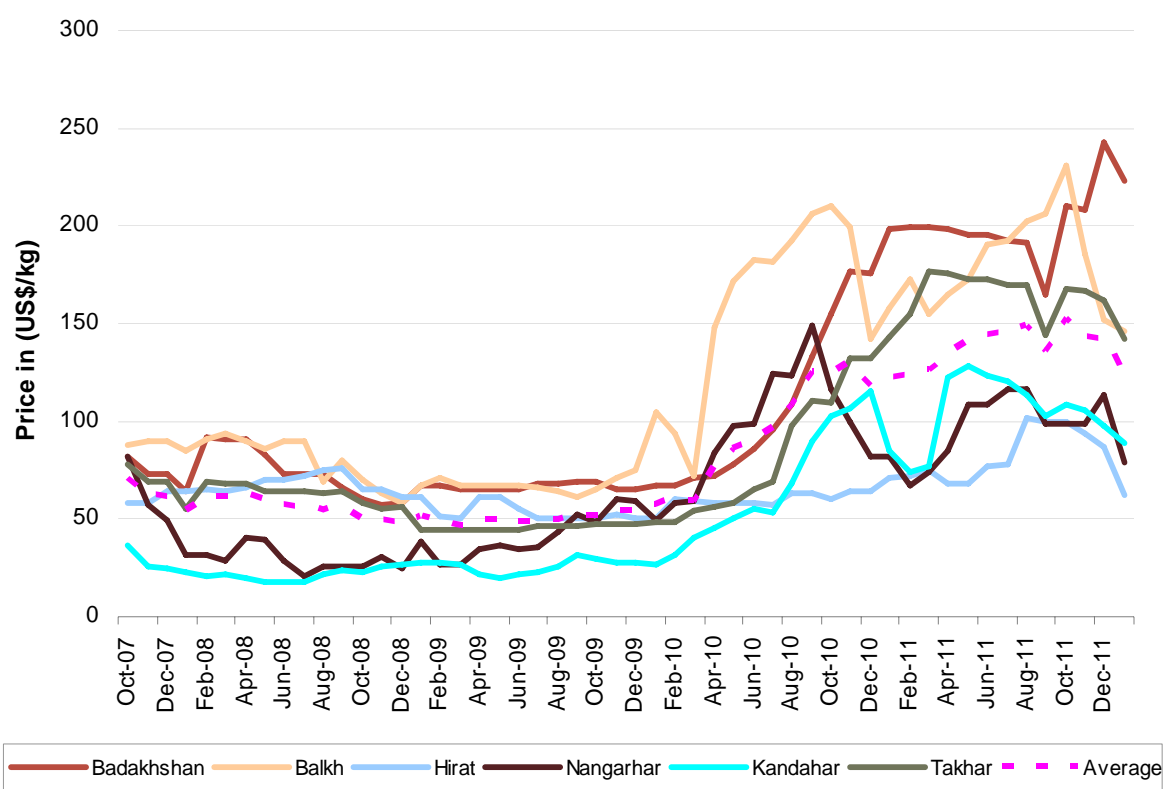
CANNABIS RESIN:

There are mainly three types of cannabis resin available in Afghanistan namely Garda # 1, # 2 and # 3 with quality as best, moderate and fair respectively. Garda # 1 (Jooshi) in Balkh province is the most expensive cannabis resin because of its best quality.

Table 7: Prices of different types of cannabis resin in Afghanistan, (US\$/kg), Jan 2011 - Jan 2012

Province	Types of cann	Jan-11	Mar-11	Apr-11	May-11	Jun-11	Jul-11	Aug-11	Sep-11	Oct-11	Nov-11	Dec-11	Jan-12	Change (Jan-Dec) %
Badakhshan	Garda # 1 (Shir)	198	199	198	195	195	192	191	165	210	208	243	223	-8%
Balkh	Garda # 1 (Joos)	158	155	165	173	190	192	202	206	231	186	152	146	-4%
	Garda # 2 (Mor)	128	133	141	151	162	170	181	180	193	155	112	109	-2%
Hirat	Garda # 1	71	75	68	68	77	78	102	100	109	94	87	63	-28%
	Garda # 2	62	65	59	59	64	70	81	67	74	64	59	43	-28%
Kandahar	Garda # 1	85	77	122	128	123	120	113	103	109	106	98	89	-9%
	Garda # 2	na	na	na	na	na	na	84	72	73	72	65	60	-8%
	Garda # 3	na	na	na	na	na	na	52	46	45	44	38	33	-12%
Nangarhar	Garda # 1	82	74	85	109	109	116	116	99	99	99	113	79	-30%
	Garda # 2	35	34	41	54	54	58	58	58	66	58	49	63	+31%
	Garda # 3	12	17	12	21	21	25	25	23	33	33	16	24	+47%
Takhar	Garda # 1 (Shir)	143	177	176	173	173	170	170	144	168	167	162	142	-13%

Graph 5: Average¹⁰ price of cannabis resin (Garda # 1, best quality) in US\$/kg, Oct 2007 - Jan 2012



¹⁰ Simple average of all observations

Graph 6: Prices of different types of cannabis resin in Afghanistan, (US\$/kg), January 2012

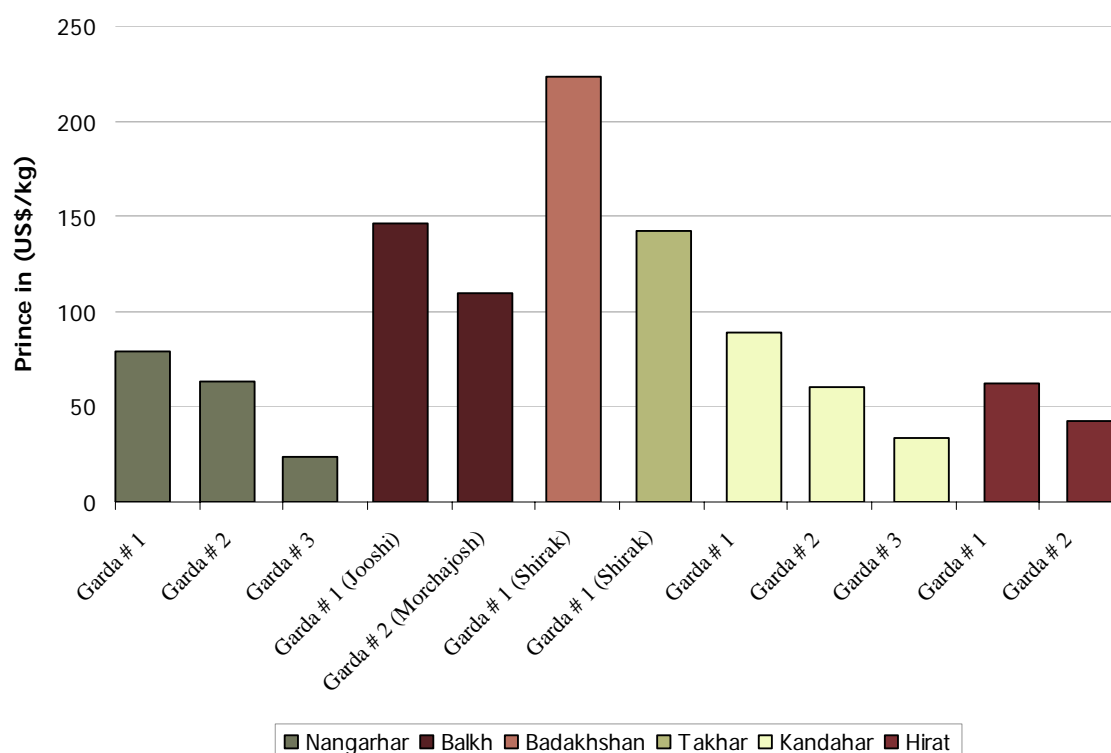


Table 8: Prices of 1 kilogram of different types of cannabis resin in Afghanistan in local currency, Dec 2011- Jan 2012

			Prices of 1 kg of different types of cannabis resin in local currency		Change (Jan-Dec) %
Province	Types of cannabis resin	Local currency	Dec-11	Jan-12	
Badakhshan	Garda # 1 (Shirak)	Afghani	12,000	11,000	-8%
Balkh	Garda # 1 (Jooshi)	Afghani	7,500	7,200	-4%
	Garda # 2 (Morchajosh)	Afghani	5,500	5,400	-2%
Hirat	Garda # 1	Iranian Tuman	125,000	125,000	0%
	Garda # 2	Iranian Tuman	85,000	85,000	0%
Kandahar	Garda # 1	Pakistani Rupee	8,667	7,778	-10%
	Garda # 2	Pakistani Rupee	5,733	5,222	-9%
	Garda # 3	Pakistani Rupee	3,333	2,889	-13%
Nangarhar	Garda # 1	Pakistani Rupee	10,000	7,143	-29%
	Garda # 2	Pakistani Rupee	4,286	5,714	+33%
	Garda # 3	Pakistani Rupee	1,429	2,143	+50%
Takhar	Garda # 1 (Shirak)	Afghani	8,000	7,000	-13%

LICIT CROPS:

Prices of wheat, cotton and saffron collected in six provinces of Afghanistan are shown in below tables.

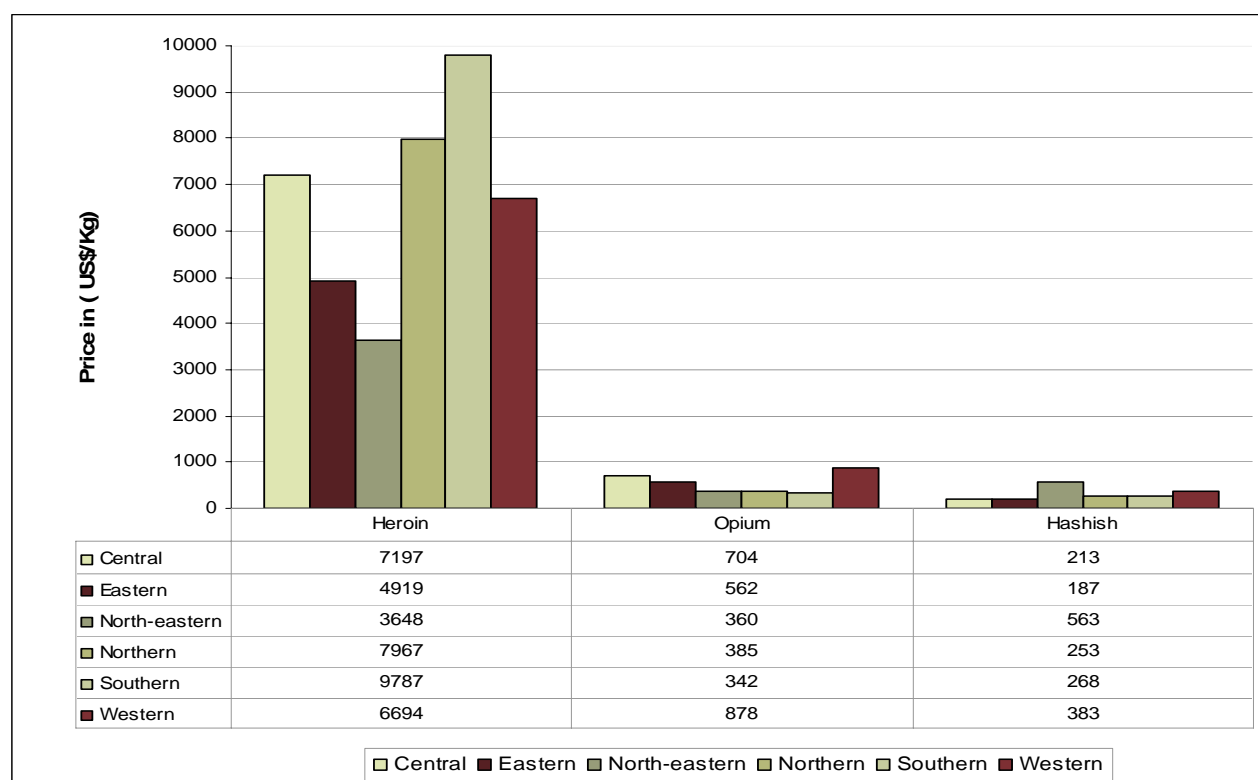
Table 9: Prices of wheat, cotton and saffron in Afghanistan in local currency, January 2012

Province	Types of crops	Price in Pakistani Rupee (PRs)	Price in Afghani (AFs)	Price in (US\$)
Badakhshan	Wheat	-	20	0.4
Balkh	Cotton	-	46	0.9
Balkh	Wheat	-	20	0.4
Hirat	Cotton	-	90	1.8
Hirat	Saffron	-	85,000	1723
Hirat	Wheat	-	19	0.4
Kandahar	Cotton	190	-	2.2
Kandahar	Wheat	54	-	0.6
Nangarhar	Cotton	186	-	2.1
Nangarhar	Wheat	31	-	0.3
Takhar	Wheat	-	19	0.4

PRICES OF HEROIN, OPIUM AND HASHISH AT CONSUMER LEVEL:

The consumer prices of heroin, opium and hashish collected in different regions of Afghanistan are as below. The quality of product varies in different regions.

Graph 7: Regional average¹¹ prices of heroin, opium and hashish at consumer level in (US\$/Kg)



¹¹ Simple average of all observations

Table 10: Average¹² prices of Heroin, Opium and Hashish at consumer level in Afghanistan, (US\$/kg)

Types of drug	Average prices in (US\$/kg)												
	Jan-11	Feb-11	Mar-11	Apr-11	May-11	Jun-11	Jul-11	Aug-11	Sep-11	Oct-11	Nov-11	Dec-11	Jan-12
Heroin	6947	6695	6606	6614	5901	6093	6131	6420	6335	6771	6419	6582	6397
Opium	492	495	491	495	519	518	420	577	636	610	567	537	539
Hashish	293	298	290	291	302	306	344	340	312	320	274	276	282

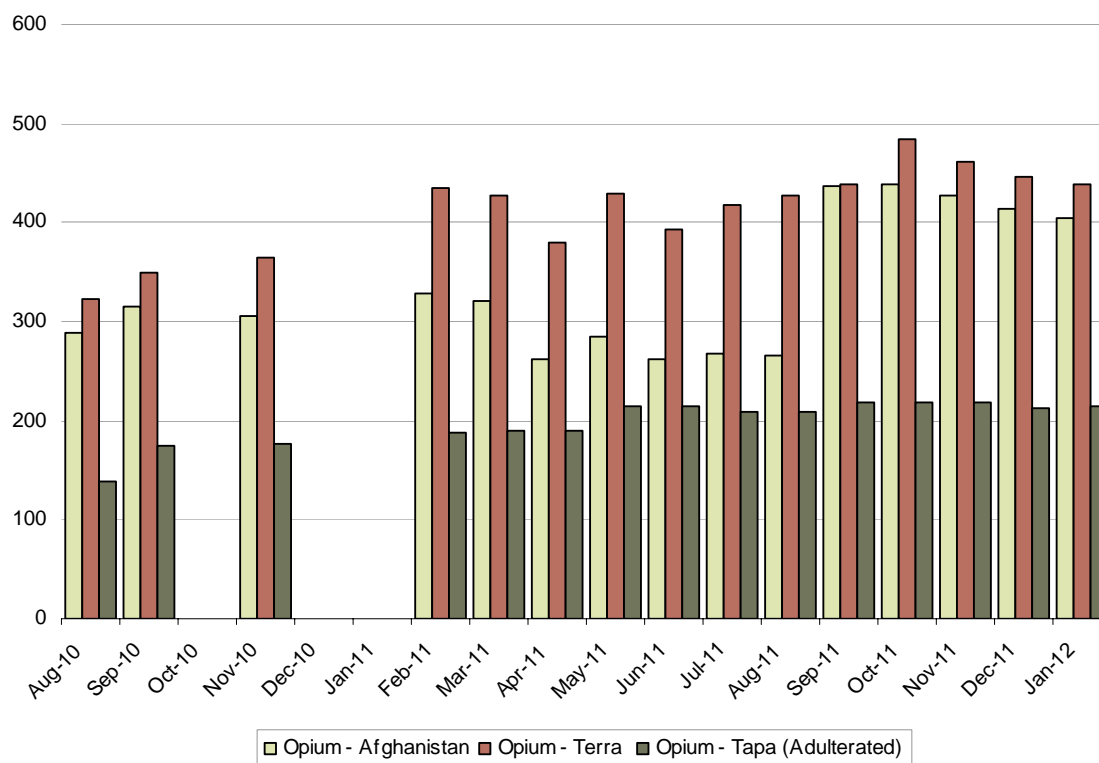
PRICES OF DRUGS IN PESHAWAR, PAKISTAN:

UNODC regional office in Peshawar, Pakistan reported the prices of different types of opium, heroin and hashish.

OPIUM:

There are three types of dry opium namely Opium - Afghanistan (opium of Afghanistan), Opium - Terra and Opium - Tapa (adulterated) available in Peshawar, Pakistan.

Graph 8: Prices of different types of opium in Peshawar, Pakistan in (US\$/kg), Aug 2010 – Jan -2012



Note: Prices for October, December 2010 and January 2011 are not available.

Table 11: Prices of different types of opium in Peshawar, Pakistan in (US\$/Kg):

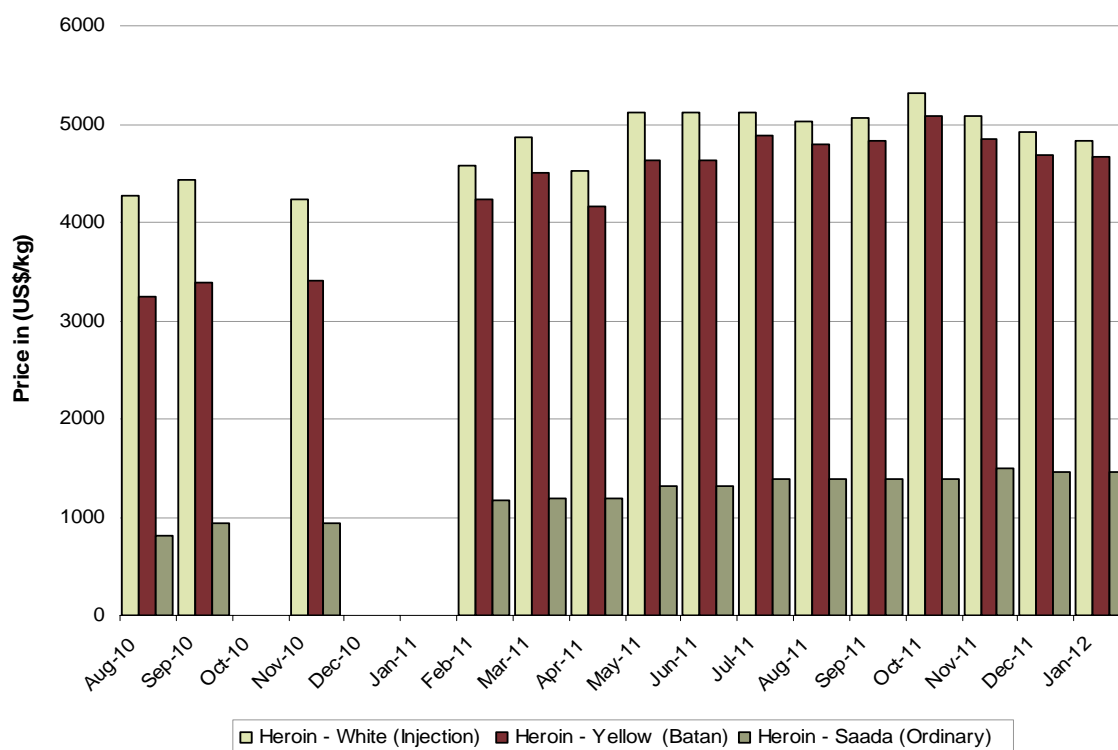
Types of opium	Jan-11	Feb-11	Mar-11	Apr-11	May-11	Jun-11	Jul-11	Aug-11	Sep-11	Oct-11	Nov-11	Dec-11	Jan-12	Change (Jan-Dec) %
Opium - Afghanistan	na	329	320	261	286	262	267	266	437	439	427	413	405	-1.9%
Opium - Terra	na	435	427	380	428	393	418	428	483	485	461	447	438	-2.0%
Opium - Tapa (adulterated)	na	188	190	190	214	214	209	208	218	219	219	212	214	+1%

¹² Simple average of all observations

HEROIN:

There are three types of heroin namely White (Injection), Yellow (Batan) and Saada (Ordinary) available in Peshawar, Pakistan. White (injection) is the most expensive one.

Graph 9: Prices of different types of heroin in Peshawar, Pakistan in (US\$/kg), Aug 2010 - Jan 2012



Note: Prices for October, December 2010 and January 2011 are not available.

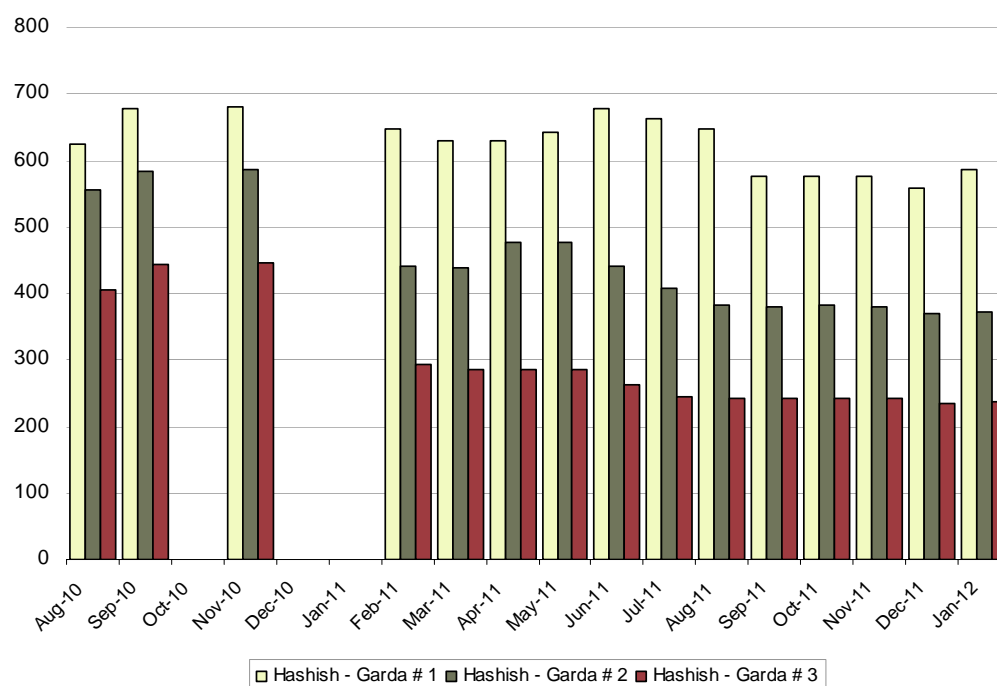
Table 12: Prices of different types of heroin in Peshawar, Pakistan in (US\$/Kg):

Types of heroin	Jan-11	Feb-11	Mar-11	Apr-11	May-11	Jun-11	Jul-11	Aug-11	Sep-11	Oct-11	Nov-11	Dec-11	Jan-12	Change (Jan-Dec) %
Heroin - Saada (Ordinary)	na	1175	1186	1188	1309	1309	1395	1388	1379	1386	1499	1452	1462	+1%
Heroin - White (Injection)	na	4582	4863	4516	5115	5115	5114	5031	5057	5312	5073	4913	4835	-1.6%
Heroin - Yellow (Batan)	na	4230	4508	4160	4640	4639	4882	4800	4827	5081	4843	4690	4666	-0.5%

HASHISH:

There are three types of hashish namely Hashish - Garda # 1, # 2 and # 3 available in Peshawar, Pakistan.

Graph 10: Prices of different types of hashish in Peshawar, Pakistan in (US\$/kg), Aug 2010-Jan- 2012



Note: Prices for October, December 2010 and January 2011 are not available.

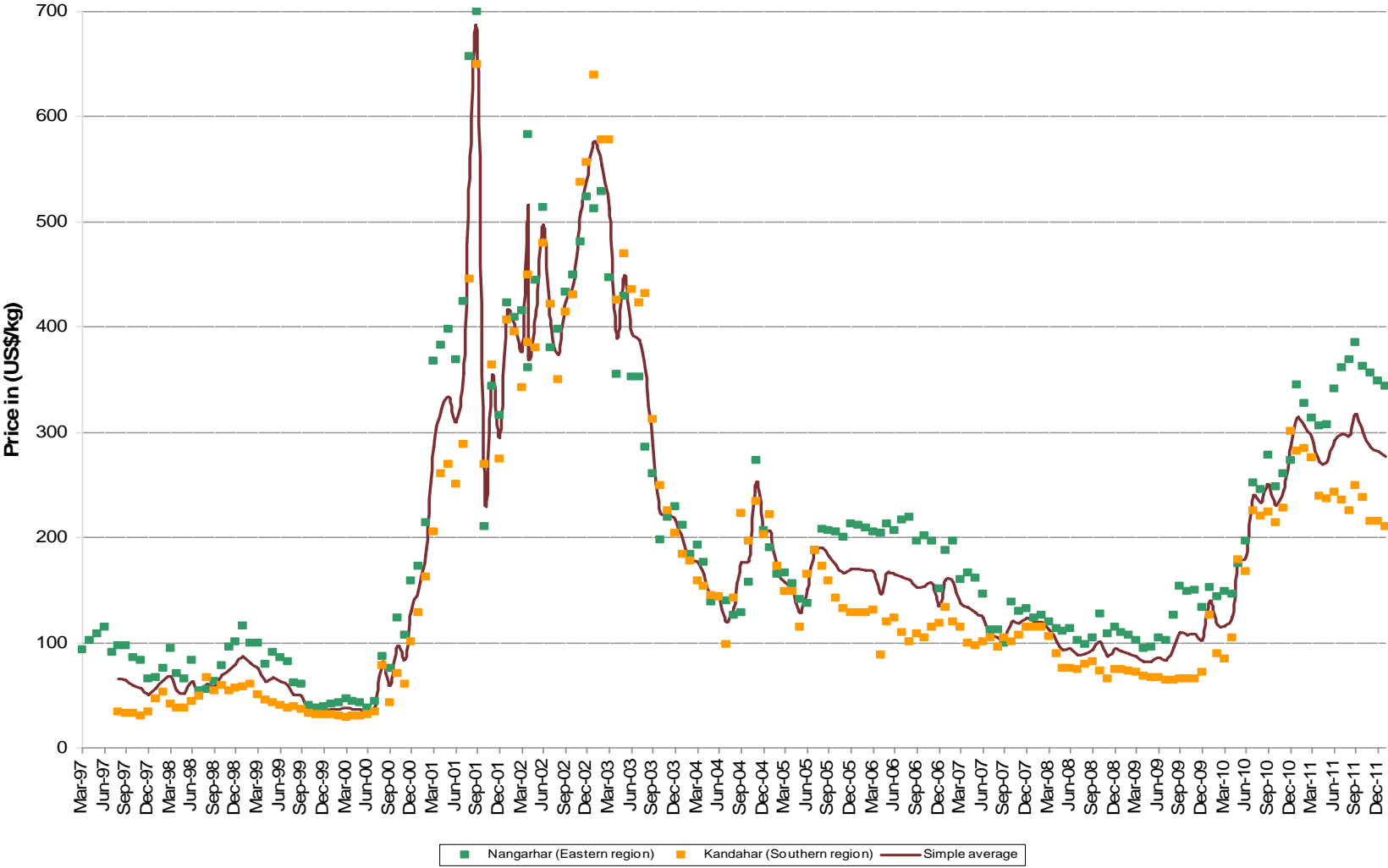
Table 13: Prices of different types of Hashish in Peshawar, Pakistan in (US\$/Kg):

Types of hashish	Jan-11	Feb-11	Mar-11	Apr-11	May-11	Jun-11	Jul-11	Aug-11	Sep-11	Oct-11	Nov-11	Dec-11	Jan-12	Change (Jan-Dec) %
Hashish - Garda # 1	na	646	629	630	642	678	663	648	575	577	577	558	585	+5%
Hashish - Garda # 2	na	441	439	475	476	440	407	382	379	381	380	369	371	+1%
Hashish - Garda # 3	na	294	285	285	286	262	244	243	241	242	242	235	236	+0.4%

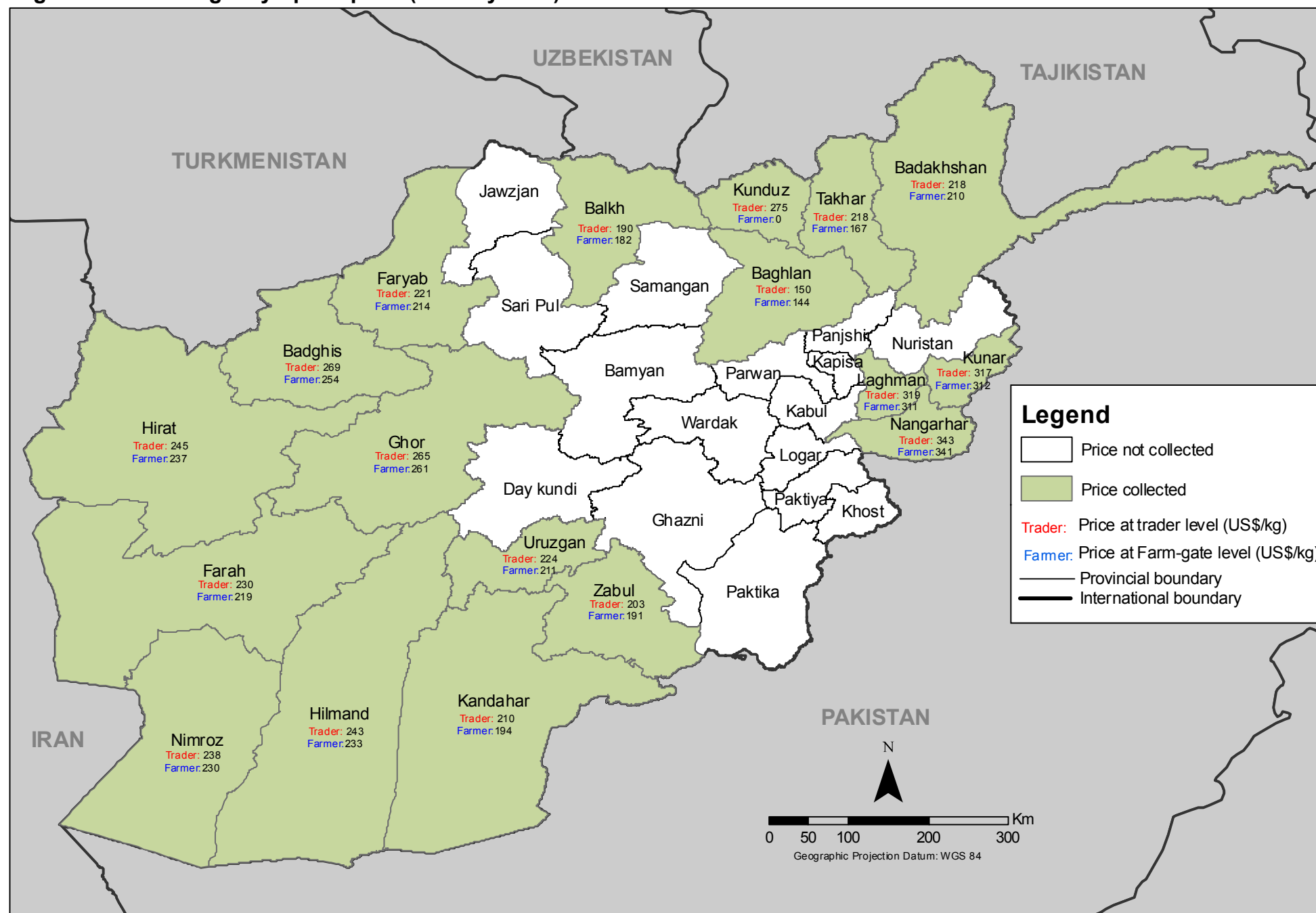
Table 14: Prices of different types of drugs in Peshawar, Pakistan in local currency, (Pak Rupee/kg):

Types of drugs	Price in (Pakistani Rupee)/kg		
	Dec-11	Jan-12	Change (Jan-Dec) %
Opium -Afghanistan	37,000	36,000	-3%
Opium -Tapa (Adulterated)	19,000	19,000	0%
Opium -Terra	40,000	39,000	-3%
Heroin -White (Injection)	440,000	430,000	-2%
Heroin -Yellow (Batan)	420,000	415,000	-1%
Heroin -Saada (Ordinary)	130,000	130,000	0%
Hashish -Garda # 1	50,000	52,000	+4%
Hashish -Garda # 2	33,000	33,000	0%
Hashish -Garda # 3	21,000	21,000	0%

Graph 11: Average price of dry opium collected from traders in Nangarhar and Kandahar provinces (US\$/Kg), March 1997 – January 2012



Afghanistan: Average dry opium price (January 2012)



Source: Government of Afghanistan - National monitoring system implemented by MCN / UNODC

Note: The boundaries and names shown and the designations used on this map do not imply official endorsement or acceptance by the United Nations.

Regional grouping of provinces for the opium poppy survey in Afghanistan



Source: Government of Afghanistan - National monitoring system implemented by UNODC

Note: The boundaries and names shown and the designations used on this map do not imply official endorsement or acceptance by the United Nations.