



**Islamic Republic of Afghanistan
Ministry of Counter Narcotics**



UNODC
United Nations Office on
Drugs and Crime

February 2011 مطابق حوت ۱۳۸۹ هجری-شمسی

Afghanistan Opium Price Monitoring Monthly Report



**Ministry of Counter Narcotics, Islamic Republic of Afghanistan, Kabul
And
United Nations Office on Drugs and Crime, Kabul**

MCN / UNODC

Afghanistan Opium Price Monitoring, February 2011

Summary

- Opium prices are collected from 15 of 34 provinces. The prices are collected for dry and fresh opium from traders (Trader prices) and farmers (farm gate prices). Heroin and cannabis resin prices are collected from six provinces of Afghanistan. Heroin and hashish prices are also collected from Peshawar, the nearest town in Pakistan. As of February 2011, prices of wheat, saffron, cotton and acetic anhydride are also collected from six provinces of Afghanistan.

- Dry opium prices**

Dry Opium	Feb -10	Feb -11	Increase/ Decrease (%)
Farm-gate price (US\$/Kg)	95	276	191%
Trader price (US\$/Kg)	101	291	188%

- Fresh opium prices**

Fresh Opium	Feb -10	Feb -11	Increase/ Decrease (%)
Farm-gate price (US\$/Kg)	73	251	244%
Trader price (US\$/Kg)	80	259	224%

- Heroin and cannabis resin prices in Afghanistan**

Afghanistan	Feb -10	Feb -11	Increase/ Decrease (%)
Heroin price (US\$/Kg)	2543	3795	49%
Cannabis resin price (US\$/Kg)	60	123	105%

- Heroin and Hashish prices in Peshawar, Pakistan**

Peshawar, Pakistan	Feb -10	Feb -11	Increase/ Decrease (%)
Heroin price (US\$/Kg)	2568	4582	78%
Hashish price (US\$/Kg)	374	646	73%

- Precursor (Acetic Anhydride) prices in Afghanistan**

Afghanistan	Feb-11					
	Acetic Anhydride quality type					
	Iran	Germany	Pakistan	China	Japan	India
Acetic Anhydride price (US\$/Kg)	318	444	223	235	329	294

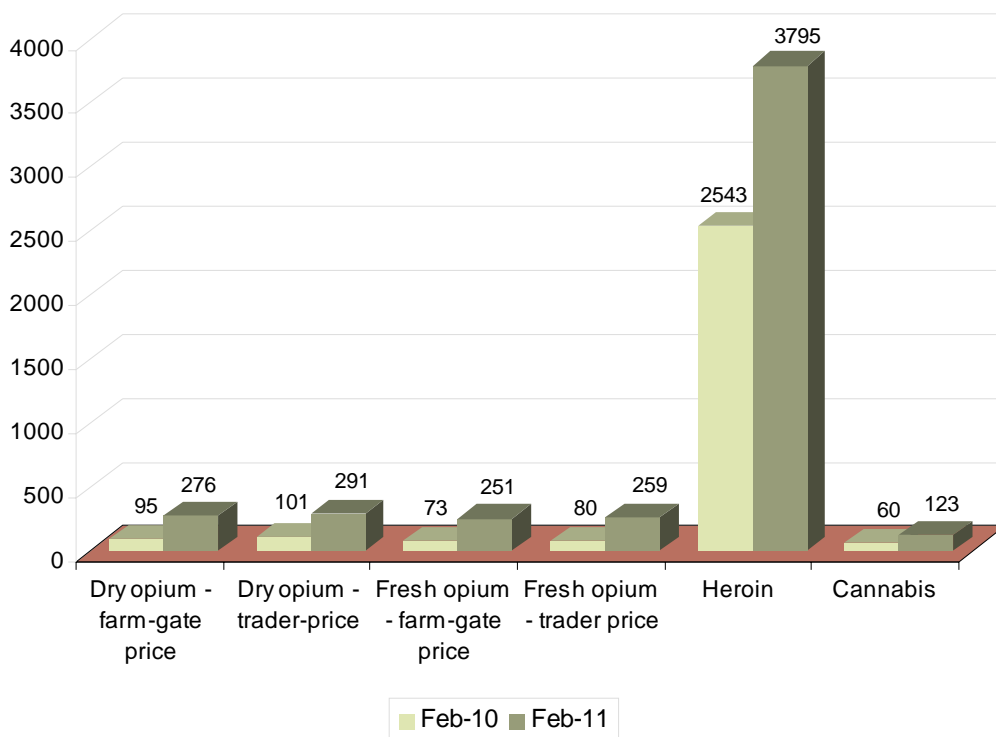
- **Prices at consumer level**

Afghanistan	Feb-11		
	Heroin	Opium	Hashish
Price in (US\$/Kg)	6695	495	298

- **Licit crops prices in Afghanistan**

Afghanistan	Feb-11		
	Wheat	Saffron	Cotton
Price in (US\$/Kg)	0.5	3101	1.7

Graph 1: Price change of dry opium, fresh opium, heroin and cannabis resin between February 2010 and February 2011



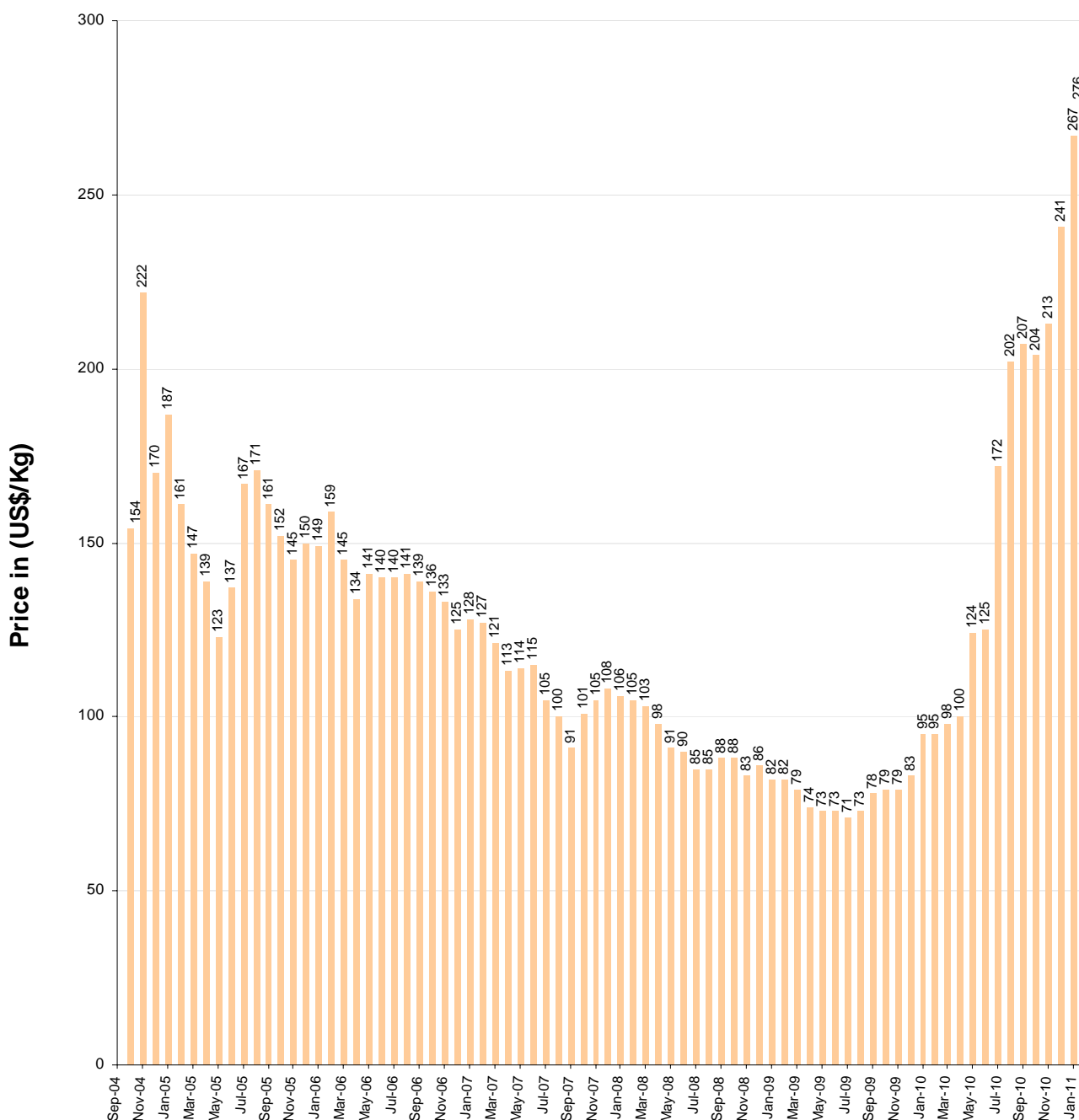
DRY OPIUM:

FARM-GATE PRICE:

At the end of February 2011, the national average price for one kilogram of dry opium in Afghanistan at the farm-gate level was **US\$ 276/kg** with 3% increase compared to price reported in January 2011 (**US\$ 267/kg**). The dry opium price at the farm-gate level has increasing trend since July 2009. The current farm-gate price is the highest price reported since November 2004.

The further increase in the price of dry opium at the farm-gate level is due to very high demand, low opium production during last year and speculation in the market.

The average dry opium price is **192%** higher than the price reported in February 2011 which was **US\$ 95/kg**.
Graph 2: ¹ Average price of dry opium at farm-gate level from September 2004 to February 2011



¹ Simple average of all observations

TRADER PRICE:

At the end of February 2011, the national average dry opium price collected from traders was **US\$ 291/kg** with **3%** increase compared to the price reported in January 2011 (**US\$ 281/kg**).

The average dry opium price is **187%** higher than the price reported last year in February 2010 which was **US\$ 101kg**.

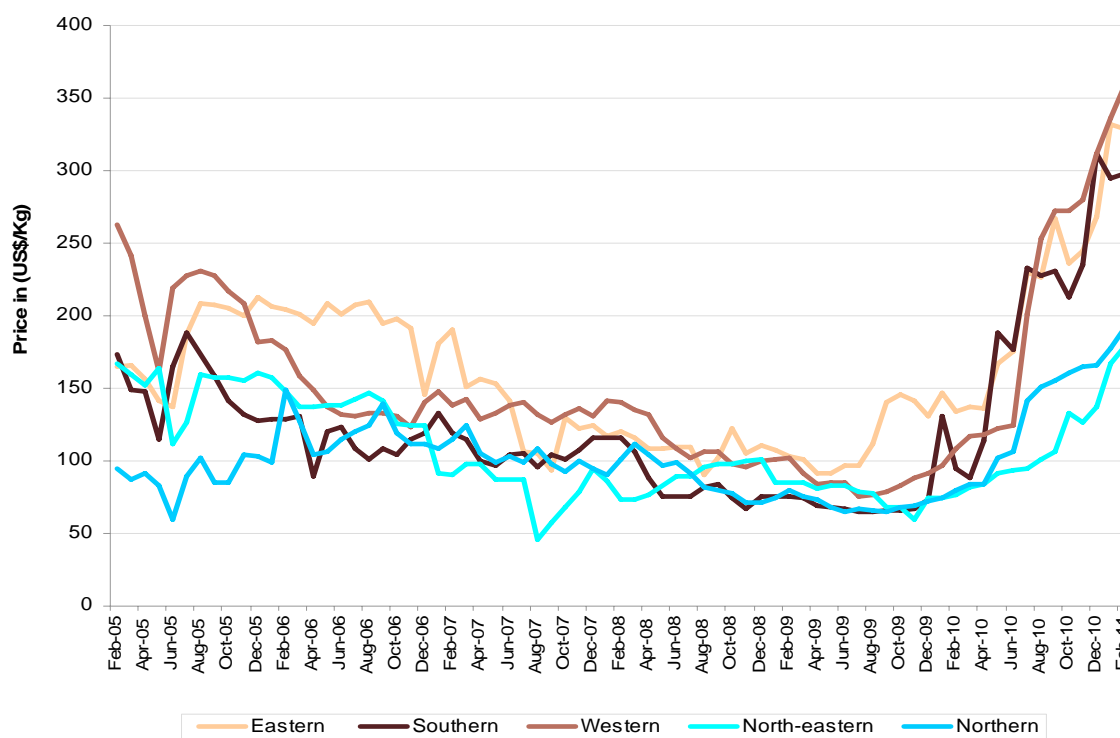
Dry opium price collected from traders has increased by **8%**, **7%** in Northern, North-eastern regions respectively and Western region (**7 %**). In the Southern region, price has increased only by **1%** and in Eastern region, prices has decreased by **1%**.

The further increase in the price of dry opium at the trader level is due to very high demand, low opium production during last year and speculation in the market.

Table 1: Regional average² price of dry opium collected from traders (US\$/Kg)

Region	Price of Dry Opium (USD/Kg)		Change
	Jan-11	Feb-11	
Eastern region (Kunar, Laghman, Nangarhar)	332	329	-1%
Southern region (Hilmand, Kandahar)	295	298	1%
Western region (Badghis, Farah, Ghor, Hirat, Nimroz)	336	359	7%
North-eastern region (Badakhshan, Takhar)	167	179	7%
Northern region (Balkh, Faryab, Kunduz)	178	192	8%
Average³	281	291	3%

Graph 3: Regional average² price of dry opium from traders (February 2005 to February 2011)



² Simple average of all observations

³ Simple average of all observations

Table 2: Price of Afghanistan dry opium in Peshawar, Pakistan (US\$/Kg):

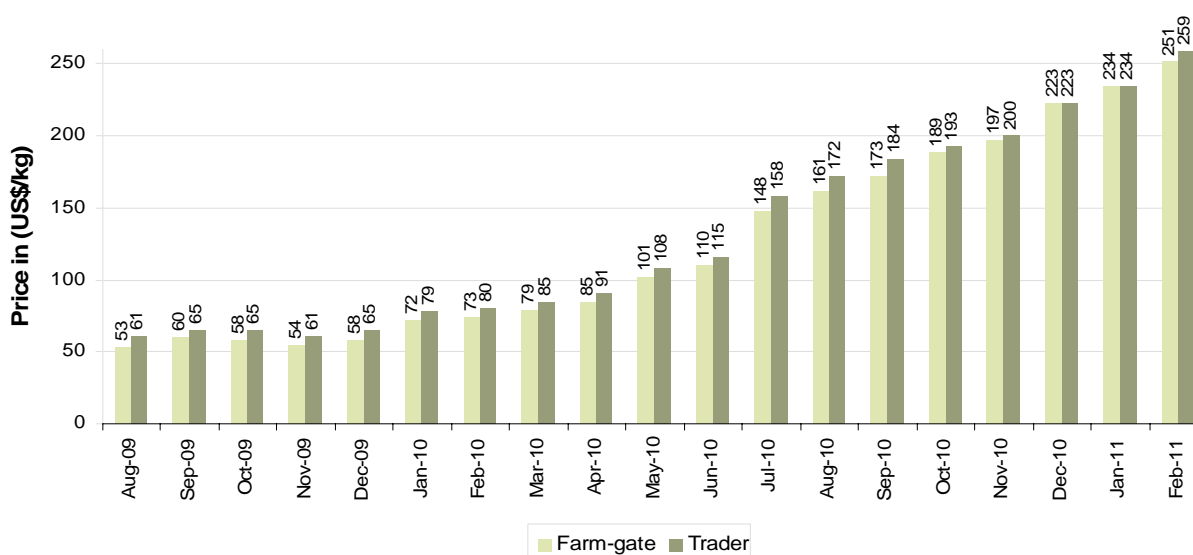
	Feb-10	Mar-10	Apr-10	May-10	Jun-10	Jul-10	Aug-10	Sep-10	Oct-10	Nov-10	Dec-10	Jan-11	Feb-11
Dry Opium	198	207	213	326	233	291	289	350	NA	364	NA	NA	329

FRESH OPIUM:

At the end of February 2011, the national average price of fresh opium was **US\$ 251/kg** and **US\$ 259/kg** at the farm-gate and trader level with **7%** and **11%** increase respectively compared to the price reported in January 2011 which was **US\$ 234/kg** both at the farm-gate and trader level. Fresh opium has an increasing trend since November 2009.

After the harvest season there is no fresh opium available, but farmers keep their fresh opium in plastic bags or dishes covered with leaves in order to preserve moisture. This opium is referred as fresh opium.

Graph: 5 National average⁴ price of fresh opium price, US\$/kg (August 2009 to February 2011)



HEROIN:

MCN (Ministry of Counter Narcotics) and UNODC regional offices in Afghanistan and Pakistan reported the prices for Heroin as below (prices of best quality considered).

Table 3: Heroin Price in Afghanistan and Pakistan (US\$/Kg)

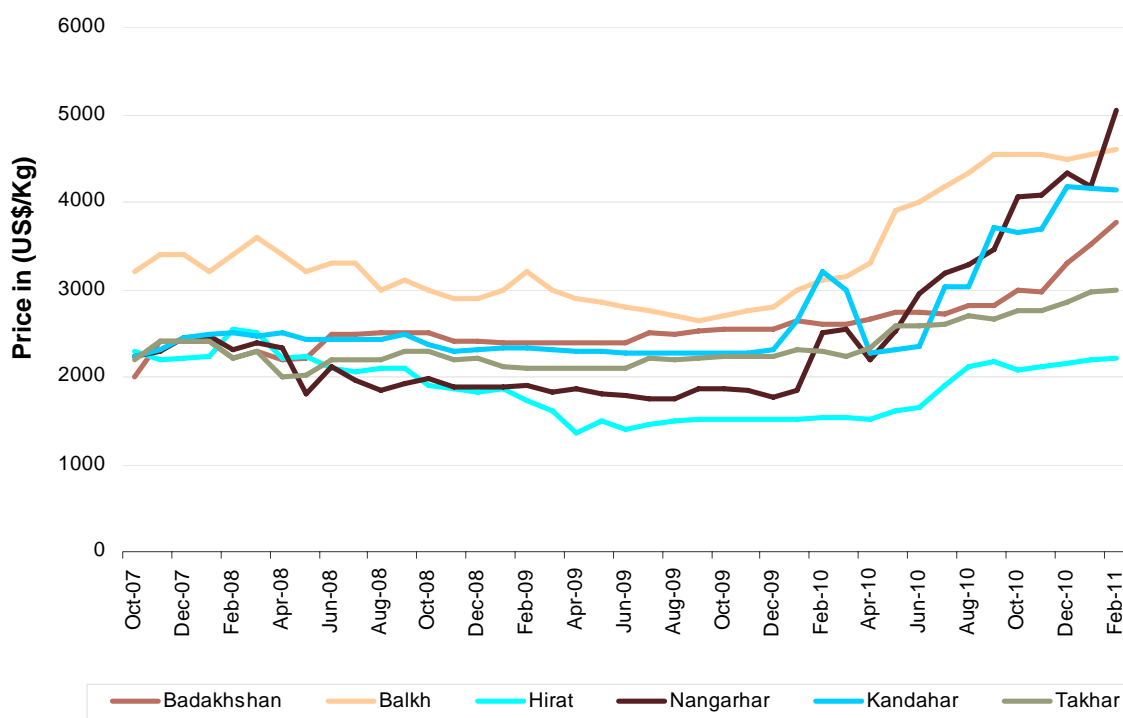
Afghanistan	Feb-10	Mar-10	Apr-10	May-10	Jun-10	Jul-10	Aug-10	Sep-10	Oct-10	Nov-10	Dec-10	Jan-11	Feb-11
Badakhshan	2610	2595	2664	2736	2743	2715	2816	2813	2983	2979	3300	3522	3765
Balkh	3100	3150	3300	3900	4000	4169	4322	4540	4541	4539	4490	4552	4596
Hirat	1539	1535	1505	1602	1650	1905	2115	2184	2083	2121	2150	2200	2221
Nangarhar	2510	2541	2186	2517	2955	3194	3278	3456	4050	4070	4334	4167	5058
Kandahar	3200	2990	2280	2310	2350	3023	3020	3700	3650	3680	4170	4155	4140
Takhar	2296	2226	2326	2586	2592	2602	2707	2658	2761	2759	2860	2972	2988
Average⁵	2543	2506	2377	2609	2715	2935	3043	3225	3345	3358	3551	3595	3795

⁴ Simple average of all observations

⁵ Simple average of all observations

Pakistan	Feb-10	Mar-10	Apr-10	May-10	Jun-10	Jul-10	Aug-10	Sep-10	Oct-10	Nov-10	Dec-10	Jan-11	Feb-11
Peshawar	2568	2364	2479	2909	2909	3255	4276	4437	NA	4226	NA	NA	4582

Graph: 6 Monthly whole sale price of best quality of heroin, US\$/kg (October 2007 to February 2011)



CANNABIS RESIN:

MCN (Ministry of Counter Narcotics) and UNODC regional offices in Afghanistan and Pakistan reported the prices for cannabis resin and hashish respectively as below (prices of best quality considered).

Table 4: Cannabis resin price in Afghanistan (US\$/Kg)

Afghanistan	Feb-10	Mar-10	Apr-10	May-10	Jun-10	Jul-10	Aug-10	Sep-10	Oct-10	Nov-10	Dec-10	Jan-11	Feb-11
Badakhshan	67	71	72	78	86	96	109	133	155	177	176	198	199
Balkh	94	72	148	172	183	182	192	206	210	199	142	158	173
Hirat	60	59	58	58	58	57	63	63	60	64	64	71	72
Nangarhar	58	59	84	98	99	124	123	149	116	100	82	82	67
Kandahar	32	40	45	50	55	53	68	90	103	107	115	85	74
Takhar	48	54	56	58	65	69	98	111	110	132	132	143	155
Average⁶	60	59	77	86	91	97	109	125	126	130	119	123	123

⁶ Simple average of all observations

Graph 7: Average⁷ price of cannabis resin, US\$/Kg (October 2007 to February 2011)

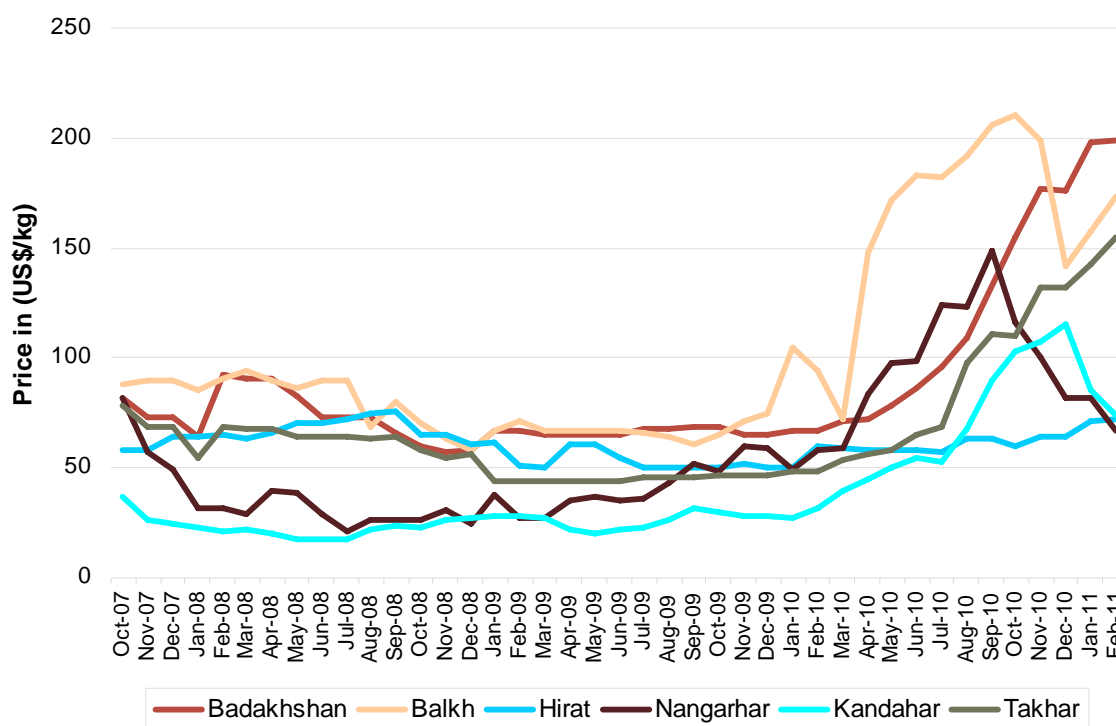


Table 5: Hashish price in Peshawar, Pakistan (US\$/Kg)

Pakistan	Feb-10	Mar-10	Apr-10	May-10	Jun-10	Jul-10	Aug-10	Sep-10	Oct-10	Nov-10	Dec-10	Jan-11	Feb-11
Peshawar	374	473	531	582	582	NA	624	677	NA	681	NA	NA	646

PRECURSOR (ACETIC ANHYDRIDE):

The price of Acetic Anhydride collected from different regions of Afghanistan is as below. The quality of the precursor varies in different regions.

Table 6: Acetic Anhydride price in Afghanistan (US\$/Kg)

		Feb-11				
		Acetic Anhydride quality type				
Afghanistan	Iranian	Germany	Pakistani	Chinese	Japanese	Indian
Badakhshan	399	-	-	-	-	-
Balkh	-	443	-	-	-	-
Hirat	332	465	-	-	-	-
Nangarhar	-	353	-	282	329	294
Kandahar	223	294	223	188	-	-
Takhar	-	664	-	-	-	-
Average⁸	318	444	223	235	329	294

⁷ Simple average of all observations

⁸ Simple average of all observations

LICIT CROPS:

The prices of some licit crops (wheat, saffron and cotton) collected from different regions of Afghanistan are as below.

Table 7: Licit crops prices in Afghanistan (US\$/Kg)

Afghanistan	Feb-11		
	Wheat	Saffron	Cotton
Badakhshan	0.4	-	-
Balkh	0.3	3765	1.4
Hirat	0.3	2436	2
Nangarhar	0.4	-	1.4
Kandahar	1.0	-	2.0
Takhar	0.4	-	-
Average⁹	0.5	3101	1.7

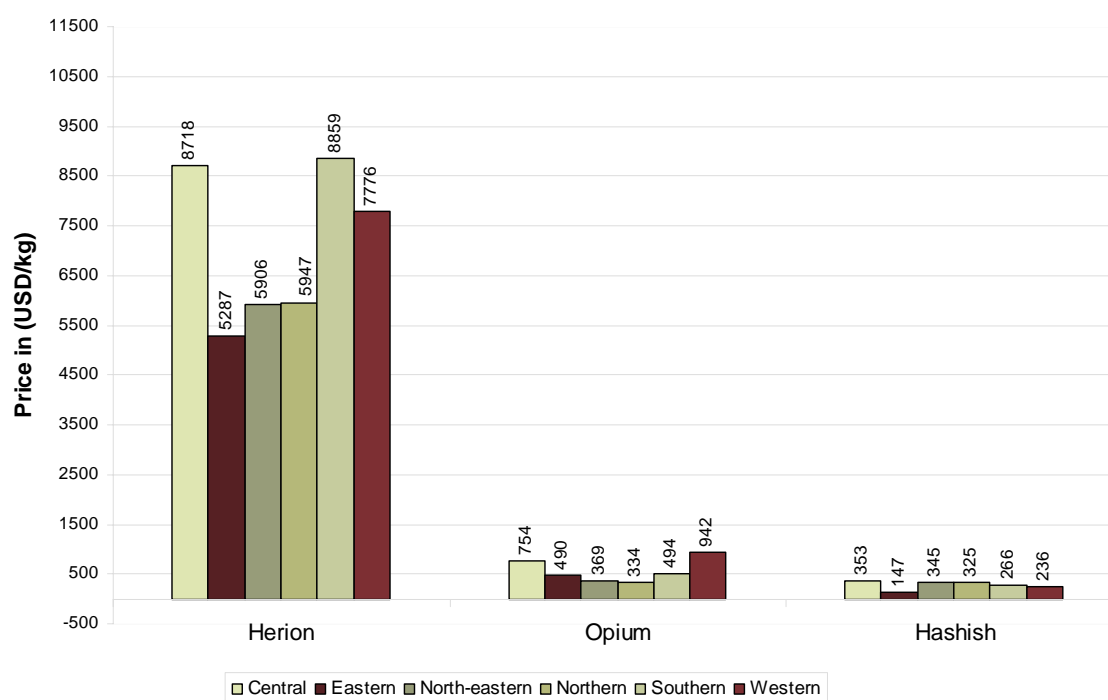
Table 8: Number of observations of dry and fresh opium prices

	Number of observations (n)		Number of provinces price collected
	Farm-gate price	Trader price	
Dry Opium	190	187	15
Fresh Opium	120	120	9

Consumer price:

The consumer prices of heroin, opium and hashish collected from different regions of Afghanistan are as below. The quality of product varies in different regions.

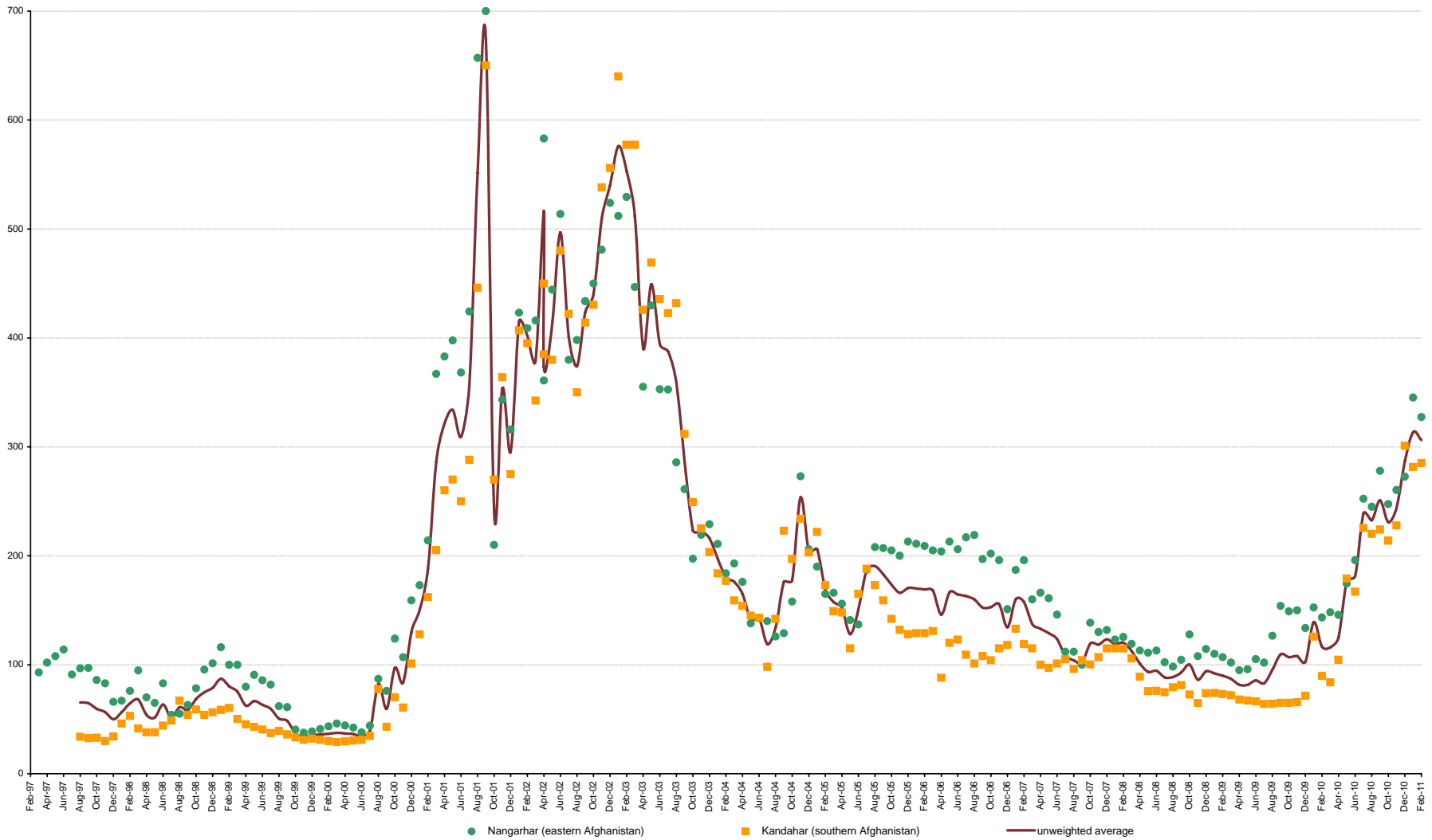
Graph 8: Regional consumer price of Heroin, Opium and Hashish in (US\$/Kg)



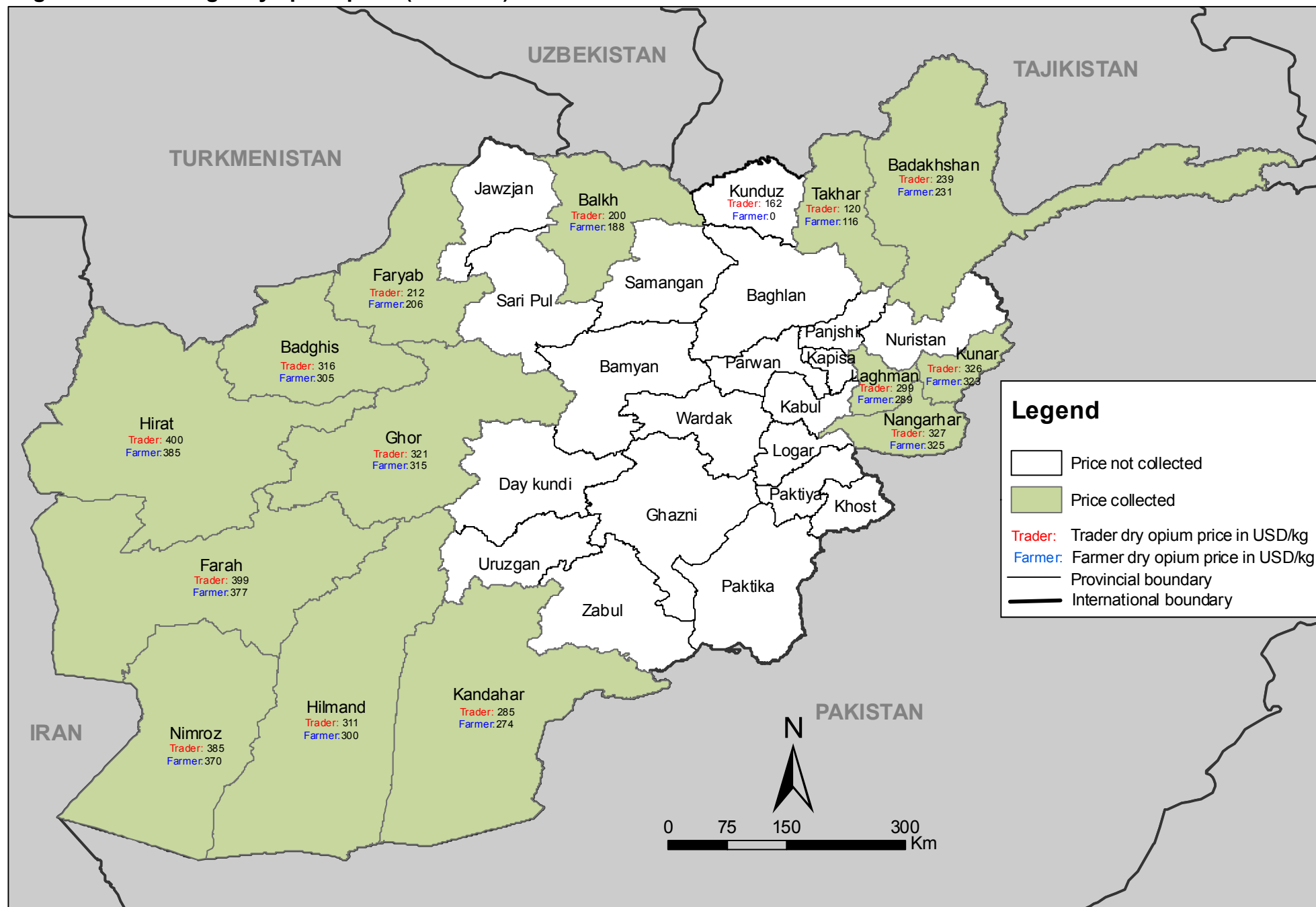
⁹ Simple average of all observations

Graph 9:

Average price of dry opium in Nangarhar and Kandahar provinces collected from traders (US\$/kg), March 1997 - February 2011



Afghanistan: Average dry opium price (Feb 2011)



Source: Government of Afghanistan - National monitoring system implemented by MCN / UNODC

Note: The boundaries and names shown and the designations used on this map do not imply official endorsement or acceptance by the United Nations.

Regional grouping of provinces for the opium poppy survey in Afghanistan



Source: Government of Afghanistan - National monitoring system implemented by UNODC
 Note: The boundaries and names shown and the designations used on this map do not imply official endorsement or acceptance by the United Nations.