



**Islamic Republic of Afghanistan  
Ministry of Counter Narcotics**



**UNODC**  
United Nations Office on  
Drugs and Crime

December 2012 مطابق جدی ۱۳۹۱ هجری - شمسی

## Afghanistan Opium Price Monitoring Monthly Report



**Ministry of Counter Narcotics, Islamic Republic of Afghanistan, Kabul  
And  
United Nations Office on Drugs and Crime, Kabul**

## Summary

- Prices are collected in the last week of every month from around twenty farmers and twenty traders depending on the availability of the farmers and traders. Prices are collected by MCN Survey coordinators generally from different farmers and traders each month; however the price data collection is sourced from a few known farmers and traders as well.
- Opium prices are collected from 18 of 34 provinces namely Badakhshan, Baghlan, Badghis, Balkh, Farah, Faryab, Ghor, Hilmand, Hirat, Kandahar, Kunar, Kunduz, Laghman, Nangarhar, Nimroz, Uruzgan, Takhar and Zabul. The province of Baghlan has been included in the opium price monitoring as of August 2011 and the provinces of Uruzgan and Zabul have been included in the opium price monitoring as of September 2011. The prices of dry and fresh opium are collected from farmers (at farm-gate level) and traders (at trader level).
- Different varieties of heroin, morphine and cannabis resin prices are collected from six provinces of Afghanistan namely Badakhshan, Balkh, Hirat, Nangarhar, Kandahar and Takhar.
- As of February 2011, prices of some licit crops such as wheat, saffron, imported and local rice is also collected from six provinces of Afghanistan.
- As of March 2012, prices of poppy seeds, cannabis seeds and acetic anhydride are included in the report as well.
- Different varieties of opium, heroin and hashish prices are also collected for Peshawar the nearest town in Pakistan. Prices are collected and reported by UNODC office in Peshawar, Pakistan.
- As of August 2012, drug prices from Quetta province of Pakistan are collected and included in this report as well. Quetta has common border with Kandahar province of Afghanistan in the south.
- As of August 2011, prices are also presented in local currency for convenience of certain analysis; however the national average prices are presented in USD. At the regional level, average prices are reflected in local currency with exception of the Western region since prices are reported in two different currencies.
- Prices are reported in different currencies in different regions. The prices in Eastern region (Kunar, Laghman and Nangarhar) and Southern region (Kandahar, Hilmand, Uruzgan and Zabul) are reported in Pakistani rupees. In Northern (Balkh, Baghlan, Farayb) and North-eastern (Badakhshan, Kunduz, Takhar) regions, the prices are reported in Afghani. However, prices are reported in two different currencies namely Afghani and Iranian Tuman in Western region. The prices are converted in US\$ using the exchange rate from oanda.com site considering the rates on the same date the observation is made.
- Average<sup>1</sup> price of dry Opium in Afghanistan, (US\$/kg)**

Dry Opium	Dec-11	Dec-12	Increase/ Decrease (%)
<i>Farm-gate price (US\$/Kg)</i>	244	191	-22%
<i>Trader price (US\$/Kg)</i>	258	199	-23%

- Average<sup>2</sup> price of fresh Opium in Afghanistan, (US\$/kg)**

Fresh Opium	Dec-11	Dec-12	Increase/ Decrease (%)
<i>Farm-gate price (US\$/Kg)</i>	186	166	-11%
<i>Trader price (US\$/Kg)</i>	198	173	-13%

<sup>1</sup> Simple average of all observations

<sup>2</sup> Simple average of all observations

- **Average<sup>3</sup> price of Cannabis Resin in Afghanistan, (US\$/kg)**

Types of cannabis resin	Dec-11	Dec-12	Increase/ Decrease (%)
<i>Cannabis resin (Garda # 1) price (US\$/kg)</i>	143	86	-40%
<i>Cannabis resin (Garda # 2) price (US\$/kg)</i>	71	52	-27%
<i>Cannabis resin (Garda # 3) price (US\$/kg)</i>	27	27	+0%

- **Heroin and Hashish (best quality) prices in Peshawar, Pakistan (US\$/kg)**

Best quality of Heroin/Hashish	Dec-11	Dec-12	Increase/Decrease (%)
<i>Heroin - White (Injection) price (US\$/kg)</i>	4,913	4,994	+2%
<i>Hashish - (Garda # 1) price (US\$/kg)</i>	558	525	-6%

- **Heroin and Hashish (best quality) prices in Quetta, Pakistan (US\$/kg)**

Best quality of Heroin/Hashish	Nov-12	Dec-12	Increase/Decrease (%)
<i>Heroin - High quality (Crystal) price (US\$/kg)</i>	6,365	6,385	+0%
<i>Hashish - High quality price (US\$/kg)</i>	382	412	+8%

Note: Price for 2011 is not available.

- **Average<sup>4</sup> price of Heroin, Opium and Hashish at consumer level in Afghanistan, (US\$/kg)**

Types of drugs	Dec-11	Dec-12	Increase/Decrease (%)
Heroin	6,582	5,826	-11%
Opium	537	458	-15%
Hashish	276	200	-27%

- **Average price of Wheat, Cotton, Saffron, Imported and Local Rice in Afghanistan, (US\$/kg)**

Types of crops	Dec-11	Dec-12	Increase/Decrease (%)
Wheat	0.40	0.41	+2%
Cotton	1.78	1.3	-25%
Saffron	1732	1,728	+0%
Rice (imported)*	-	1.64	-
Rice (local)*	-	0.96	-

\* Price for December 2011 is not available for imported and local rice.

<sup>3</sup> Simple average of all observations

<sup>4</sup> Simple average of all observations

- Average price of poppy and cannabis seeds in Afghanistan, (US\$/kg)**

Types of seeds	Nov-12	Dec-12	Increase/Decrease (%)
Cannabis seed	0.42	0.35	-16%
Poppy seed	0.74	0.71	-5%

Note: Price for 2011 is not available.

- Average price of acetic anhydride in Afghanistan, (US\$/Lit )**

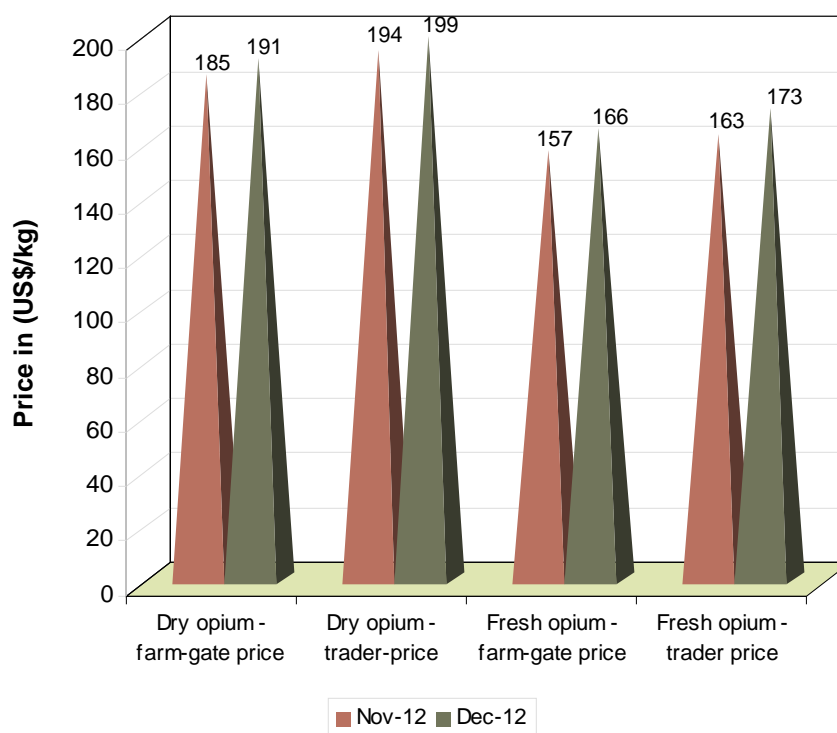
Variety of Acetic Anhydride	Nov-12	Dec-12	Increase/Decrease (%)
Acetic Anhydride - A*	244	220	-10%
Acetic Anhydride - B*	292	186	-36%
Acetic Anhydride - C*	161	166	+3%
Acetic Anhydride - D*	177	175	-1%
Acetic Anhydride - E*	281	170	-40%
Acetic Anhydride - F*	195	163	-16%

Note: Price for 2011 is not available.

\* A, B, C, D, E, F represent different variety of acetic anhydride in Afghanistan.

\* The significant decrease in the price could be due to decreasing law enforcement check-points.

## Price change of Dry Opium and Fresh Opium between November 2012 and December 2012

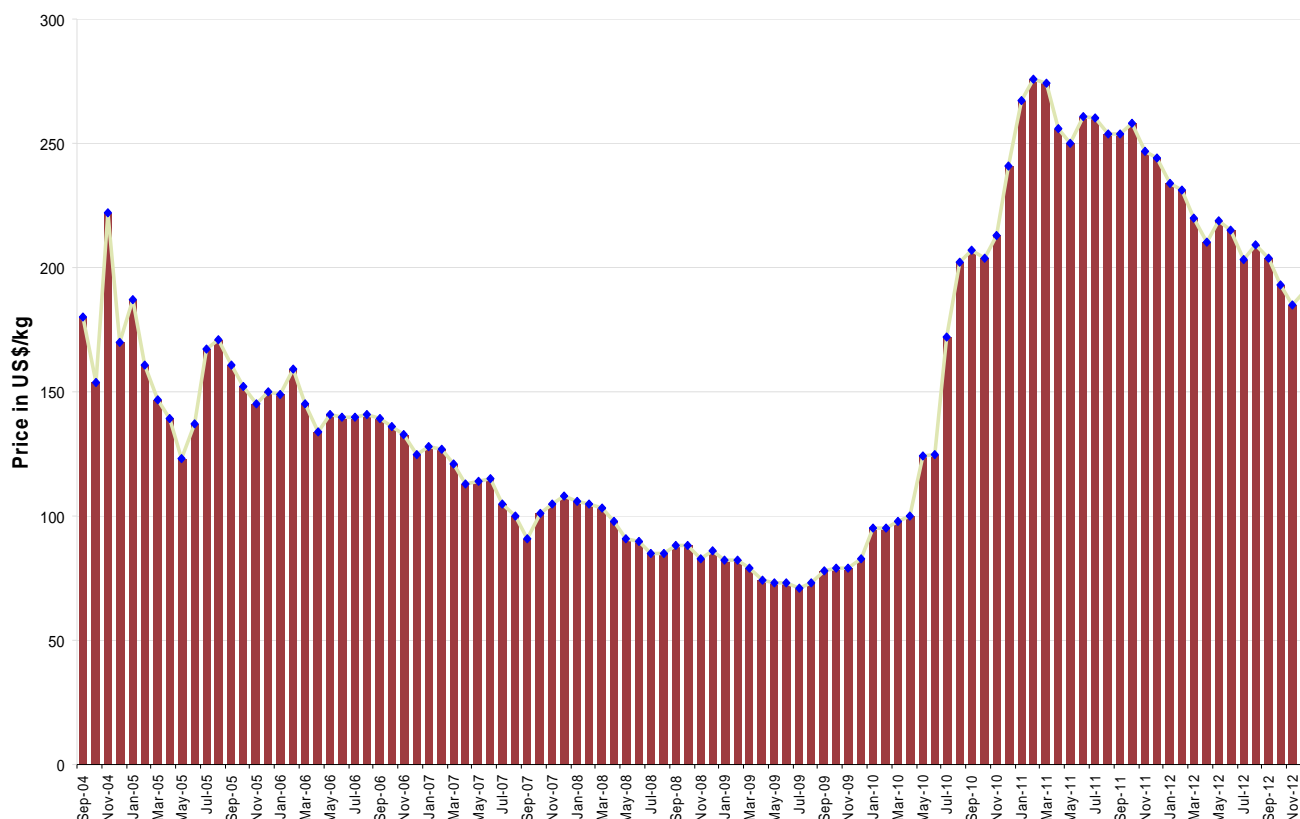


## DRY OPIUM:

### FARM-GATE PRICE:

The national average price for one kilogram of dry opium in Afghanistan at the farm-gate level was **US\$ 191/kg** at the end of December with **3.2%** upper compared to price reported in November 2012 (**US\$ 185/kg**). The average dry opium price at the farm-gate level in December 2012 is **22%** lower than the price reported in December 2011 which was **US\$ 244/kg**. The dry opium price has a decreasing trend since February 2011.

**Graph 1: National <sup>5</sup>Average price of dry opium at farm-gate level from September 2004 to December 2012**



### Dry Opium (Chaynaki Quality):

#### FARM-GATE PRICE

Price of opium (dry) was not found to be varying in different regions depending on the quality except in Balkh and Hilmand provinces where another quality of dry opium by the name of **Chaynaki** is available at Farm-gate and trader level. The **Chaynaki** quality of dry opium is too much air dried. The average price of 1 kilogram of **Chaynaki** dry opium at Farm-gate level in Balkh province is **US\$ 170/kg** in December 2012 showing a decrease of **5%** compared to the price reported in November 2012 (**US\$ 179**). The average price of 1 kilogram of **Chaynaki** dry opium at farm-gate level in Hilmand province is **US\$ 409/kg** in December 2012 with a decrease of **2%** compared to the price reported in November 2012 (**US\$ 418**).

**Table 1: Average<sup>6</sup> price of dry opium (Chaynaki quality) at farm-gate level (US\$/Kg)**

Dry Opium (Chaynaki quality)	Balkh		Change (Dec-Nov) %	Hilmand		Change (Dec-Nov) %
	Nov-12	Dec-12		Nov-12	Dec-12	
Farm-gate price (US\$/Kg)	179	170	-5%	418	409	-2%

<sup>5</sup> Simple average of all observations

<sup>6</sup> Simple average of all observations



### TRADER PRICE:

The national average dry opium price collected from traders was **US\$ 199/kg** at the end of December showing **3%** increase compared to the price reported in October 2012 (**US\$ 194/kg**). The average dry opium price at trader level in December 2012 is **23%** lower than the price reported in December 2011 which was **US\$ 258/kg**.

Dry opium price collected from traders has increased by 15% and 6% in Western and Northern regions respectively. Price has decreased by 6%, 3% and 1% in North-eastern, Eastern and Southern regions respectively.

**Table 2: Regional average<sup>7</sup> price of dry opium collected from traders (US\$/Kg)**

Region	Price of Dry Opium (US\$/Kg)		Price change (%)
	Nov-12	Dec-12	
Eastern region (Kunar, Laghman, Nangarhar)	239	227	-3%
Southern region (Hilmand, Kandahar, Uruzgan, Zabul)	176	174	-1%
Western region (Badghis, Farah, Ghor, Hirat, Nimroz)	227	261	+15%
North-eastern region (Badakhshan, Kunduz, Takhar)	164	155	-6%
Northern region (Baghlan, Balkh, Faryab)	135	143	+6%
<b>Average</b>	<b>190</b>	<b>199</b>	<b>+5%</b>

### Dry Opium (Chaynaki Quality):

#### TRADER PRICE:

In Balkh province, the average price of 1 kilogram of **Chaynaki** dry opium at trader level is **US\$ 188/kg** in December 2012 showing a decrease of **5%** compared to the price reported in November 2012 (**US\$ 196/kg**). In Hilmand province, the average price of 1 kilogram of **Chaynaki** dry opium at trader level is **US\$ 414/kg** in December 2012 decreased by **2%** compared to the price reported in November 2012 (**US\$ 423**)

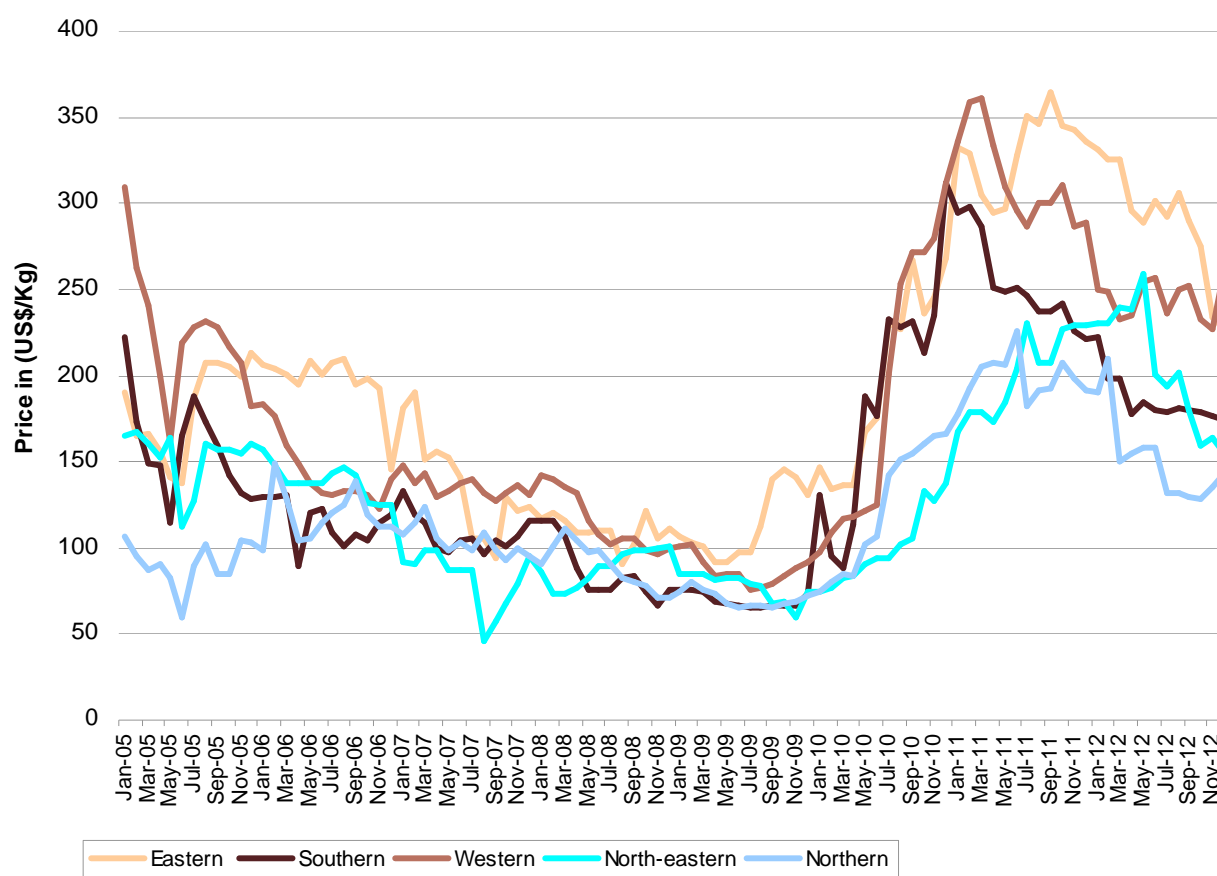
**Table 3: Average<sup>8</sup> price of dry opium (Chaynaki quality) at trader level (US\$/Kg)**

Dry Opium (Chaynaki quality)	Balkh		Change (Dec-Nov) %	Hilmand		Change (Dec-Nov) %
	Nov-12	Dec-12		Nov-12	Dec-12	
Trader price (US\$/Kg)	196	188	-5%	423	414	-2%

<sup>7</sup> Simple average of all observations

<sup>8</sup> Simple average of all observations

**Graph 2: Regional average<sup>2</sup> price of dry opium from traders (January 2005 to December 2012)**



**Table 4: Regional average<sup>9</sup> price of dry opium at farm-gate and trader level in local currency**

		Price of 1 kg of Dry Opium in local currency					
		Nov-12		Dec-12			
Region	Local currency	Farm-gate	Trader	Farm-gate	Trader	Change at farm-gate level (Dec-Nov) (%)	Change at trader level (Dec-Nov) (%)
Eastern region (Kunar, Laghman, Nangarhar)	Pakistani Rupee	22,414	22,716	21,707	22,097	-3.2%	-2.7%
Southern region (Hilmand, Kandahar, Uruzgan, Zabul)	Pakistani Rupee	15,854	16,855	15,248	16,119	-3.8%	-4.4%
Western region (Badghis, Ghor) *	Afghani	11,573	11,944	11,699	12,071	+1%	+1%
Western region (Farah, Hirat, Nimroz) *	Imnian Tuman	711,746	730,081	841,746	860,081	+18.3%	+17.8%
North-eastern region (Badakhshan, Kunduz, Takhar)	Afghani	7,596	8,428	7,275	8,055	-4.2%	-4.4%
Northern region (Baghlan, Balkh, Faryab)	Afghani	6,564	7,008	6,965	7,462	+6.1%	+6.5%

\* Western region is divided in two groups because of prices available in two currencies

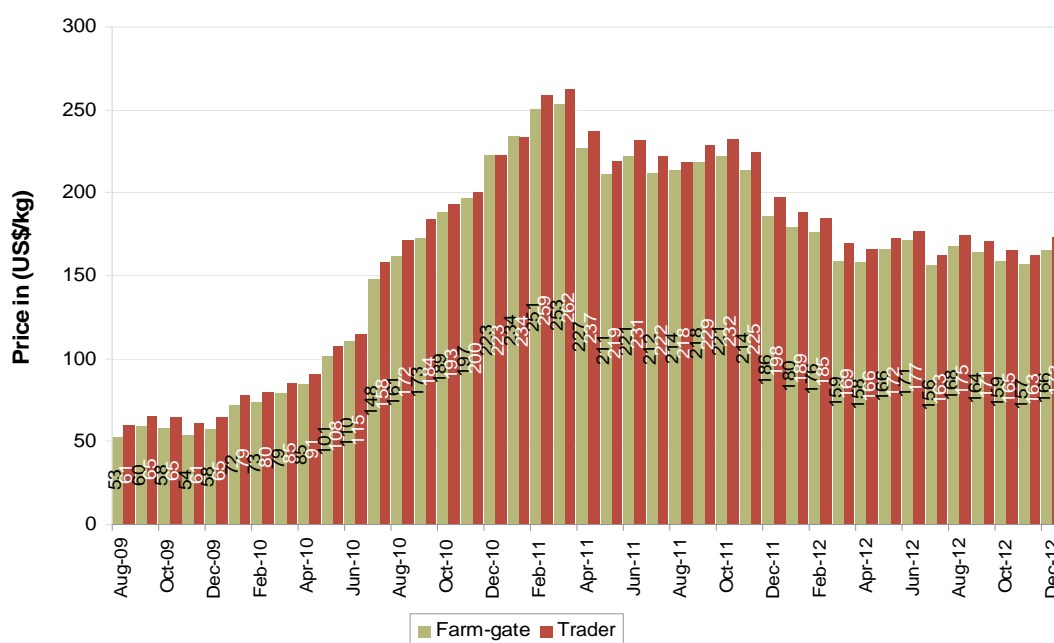
<sup>9</sup> Simple average of all observations

## FRESH OPIUM:

At the end of December 2012, the national average price of fresh opium raised by **5.66%** from **US\$ 157/kg** in November to **US\$ 166/kg** at the farm-gate level. Similarly, the national average price of fresh opium at trader level increased by **6.09%** from **US\$ 163/kg** in November to **US\$ 173/kg**.

After the harvest season there is no fresh opium available, but farmers keep their fresh opium in plastic bags or dishes covered with leaves in order to preserve moisture. This opium is referred as fresh opium.

**Graph 3: National average<sup>10</sup> price of fresh opium at farm-gate and trader level, US\$/kg (August 2009 to December 2012)**



**Table 5: Regional average<sup>11</sup> price of fresh opium at farm-gate and trader level in local currency**

		Price of 1 kg of Fresh Opium in local currency					
		Nov-12		Dec-12			
Region	Local currency	Farm-gate	Trader	Farm-gate	Trader	Change at farm-gate level (Dec-Nov) (%)	Change at trader level (Dec-Nov) (%)
Eastern region (Kunar, Laghman, Nangarhar)	Pakistani Rupee	16,423	16,786	NA	NA	NA	NA
Southern region (Hilmand, Kandahar, Uruzgan, Zabul)	Pakistani Rupee	13,760	14,545	14,448	15,346	+5%	+6%
Western region (Badghis, Ghor) *	Afghani	9,253	9,269	9,379	9,670	+1.4%	+4.3%
Western region (Farah, Hirat, Nimroz) *	Imnian Tuman	641,207	655,194	771,207	785,194	+20.3%	+19.8%
North-eastern region (Badakhshan, Kunduz, Takhar)	Afghani	NA	NA	NA	NA	NA	NA
Northern region (Baghlan, Balkh, Faryab)	Afghani	5,437	5,892	5,837	6,320	+7.4%	+7.3%

\* Western region is divided in two groups because of prices available in two currencies

<sup>10</sup> Simple average of all observations

<sup>11</sup> Simple average of all observations



**Table 6: Number of observations of dry and fresh opium prices**

	Number of observations (n)		Number of provinces price collected
	Farm-gate price	Trader price	
<b>Dry Opium</b>	186	186	18
<b>Fresh Opium</b>	120	119	12

## HEROIN:

There are several types of heroin available in Afghanistan with different quality. The prices of White powder (injection) in Nangarhar province, White powder (Crystal) in Kandahar and Balkh provinces, Off-white (Crystal)-100% in Badakhshan province and White powder-high quality (70-80% pure) in Hirat province are the most expensive heroin reported in Afghanistan. The cheapest heroin (**US\$ 31/kg**) is called as Khata # 2 reported in Nangarhar province.

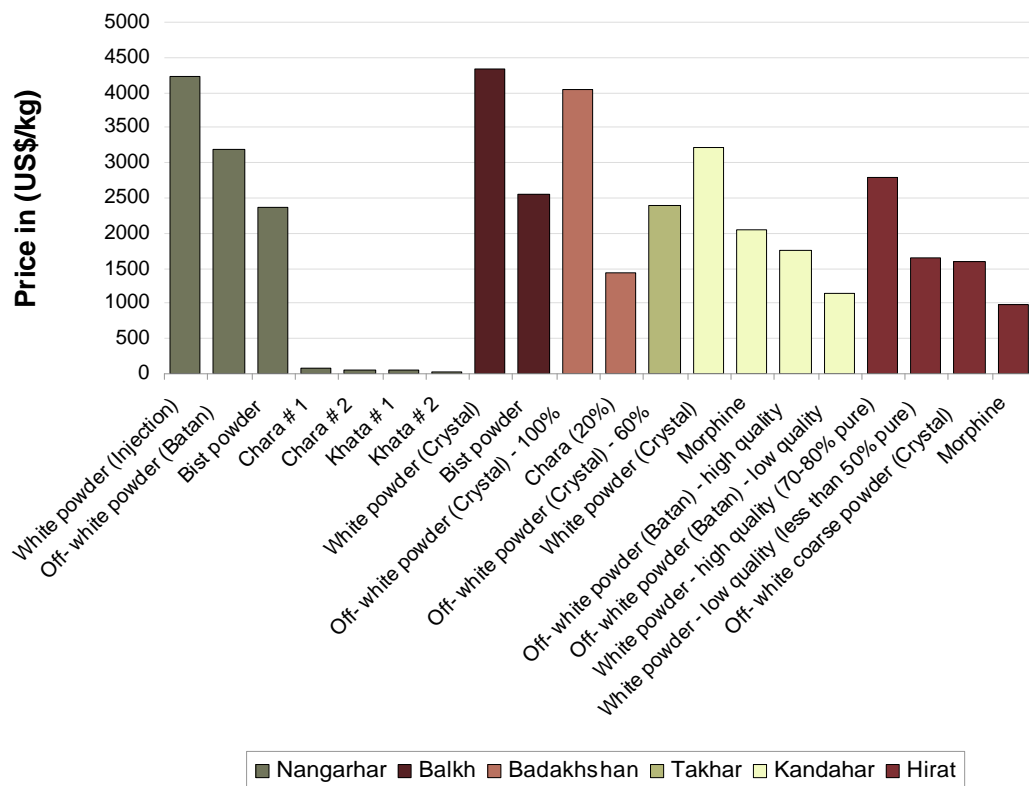
**Table 7: Prices of different types of Heroin in Afghanistan, (US\$/kg), Dec 2011 - Dec 2012**

Province	Types of Heroin	Dec-11	Jan-12	Feb-12	Mar-12	Apr-12	May-12	Jun-12	Jul-12	Aug-12	Sep-12	Oct-12	Nov-12	Dec-12	Change (Dec-Nov) %
Badakhshan	Chara (20%)	912	912	913	1,007	1,008	1,299	1,160	1,456	1,364	1733	1511	1561	1442	-8%
	Off- white powder (Crystal) - 100%	4,258	4,254	4,260	4,631	4,613	4,798	4,545	3,883	3,411	5199	4722	4879	4037	-17%
Balkh	Bist powder	2,457	2,471	2,495	2,454	2,467	2,480	2,388	2,350	2,339	2292	2323	2402	2558	+7%
	White powder (Crystal)	4,184	4,598	4,625	4,583	4,573	4,579	4,427	4,388	4,385	4275	4231	4255	4347	+2%
Hirat	Morphine	1,111	NA	1,081	1,053	1,047	1,295	1,306	1,298	1,429	1191	946	872	984	+13%
	Off- white coarse powder (Crystal)	1,250	NA	1,622	1,658	1,623	1,928	1,833	1,667	2,049	1939	1546	1463	1607	+10%
	White powder - high quality (70-80% pure)	na	na	na	na	na	4,250	4,031	3,794	3,941	3271	2603	2491	2787	+12%
	White powder - low quality (less than 50% pure) *	1,736	1,750	2,703	2,737	2,618	2,500	2,389	2,227	2,365	1939	1577	1494	1639	+10%
Kandahar	Morphine	3,041	2,528	2,516	2,449	2,205	2,202	2,121	2,119	2,141	2137	2121	2084	2060	-1%
	Off- white powder (Batan) - high quality	2,383	2,183	2,124	2,059	2,040	2,037	1,983	1,960	1,927	1816	1803	1771	1761	-1%
	Off- white powder (Batan) - low quality	1,793	1,413	1,342	1,224	1,213	1,211	1,166	1,165	1,177	1175	1166	1146	1133	-1%
	White powder (Crystal)	3,914	3,390	3,242	3,651	3,473	3,414	3,287	3,284	3,372	3312	3287	3230	3213	-1%
Nangarhar	Bist powder	2,795	3,447	2,617	2,520	2,479	2,423	2,334	2,336	2,243	2239	2333	2,188	2,368	+8%
	Chara # 1	157	161	178	175	149	143	95	106	107	117	117	115	72	-37%
	Chara # 2	89	92	111	110	72	55	64	64	64	64	64	63	41	-34%
	Khata # 1	112	138	89	88	88	77	74	74	75	75	74	73	62	-15%
	Khata # 2	56	57	45	44	55	44	42	42	43	53	53	52	31	-41%
	Off- white powder (Batan)	3,690	4,367	3,731	3,670	3,526	3,469	3,342	3,504	3,311	3306	3520	3126	3192	+2%
	White powder (Injection)	4,808	5,056	4,956	5,039	4,848	4,735	4,562	4,459	4,593	4425	4644	4168	4222	+1%
Takhar	Off- white powder (Crystal) - 60%	3,041	3,039	3,043	3,021	3,008	3,199	2,901	2,427	2,534	2696	2550	2635	2403	-9%

\* Due to change of information source in February 2012, the price may not be directly comparable with previous months.

Note: Price of White powder-high quality heroin in Hirat province was collected for the first time during May 2012.

**Graph 4: Prices of different types of heroin in Afghanistan, (US\$/kg), December 2012**



**Table 8: Prices of 1 kilogram of different types of Heroin in local currency**

Province	Types of heroin	Local currency	Prices of 1 kg of different types of heroin in local currency		Change (Dec-Nov) %
			Nov-12	Dec-12	
Badakhshan	Chara (20%)	Afghani	80,000	75,000	-6%
	Off- white powder (Crystal) - 100%	Afghani	250,000	210,000	-16%
Balkh	Bist powder	Afghani	127,000	133,000	+5%
	White powder (Crystal)	Afghani	225,000	226,000	+0%
Hirat	Morphine	Iranian Tuman	2800000	3000000	+7%
	Off- white coarse powder (Crystal)	Iranian Tuman	4700000	4900000	+4%
	White powder - high quality (70-80% pure)	Iranian Tuman	8000000	8500000	+6%
	White powder - low quality (less than 50% pure)	Iranian Tuman	4800000	5000000	+4%
Kandahar	Morphine	Pakistani Rupee	200,000	200,000	+0%
	Off- white powder (Batan) - high quality	Pakistani Rupee	170,000	171,000	+1%
	Off- white powder (Batan) - low quality	Pakistani Rupee	110,000	110,000	+0%
	White powder (Crystal)	Pakistani Rupee	310,000	312,000	+1%
Nangarhar	Bist powder	Pakistani Rupee	210,000	230,000	+10%
	Chara # 1	Pakistani Rupee	11,000	7,000	-36%
	Chara # 2	Pakistani Rupee	6,000	4,000	-33%
	Khata # 1	Pakistani Rupee	7,000	6,000	-14%
	Khata # 2	Pakistani Rupee	5,000	3,000	-40%
	Off- white powder (Batan)	Pakistani Rupee	300,000	310,000	+3%
	White powder (Injection)	Pakistani Rupee	400,000	410,000	+3%
Takhar	Off- white powder (Crystal) - 60%	Pakistani Rupee	135000	125000	-7%

Note: Price of White powder-high quality heroin in Hirat province was collected for the first time during May 2012.

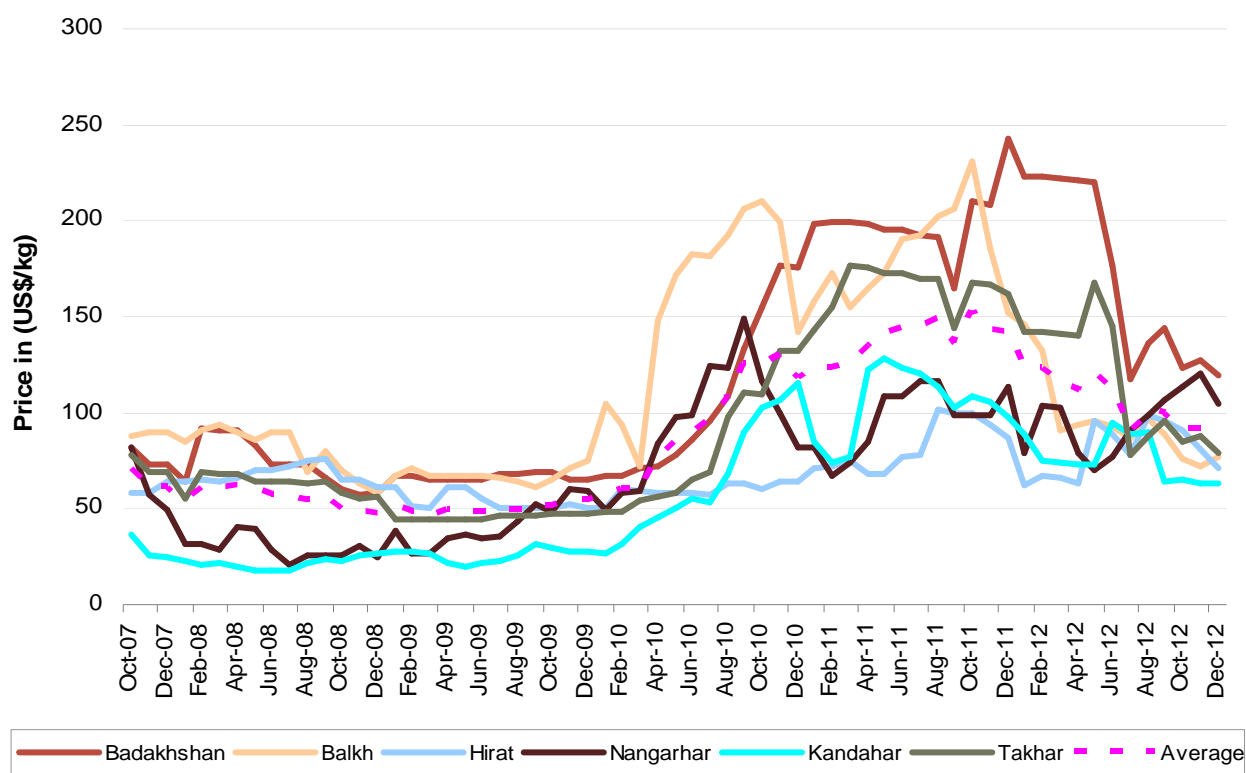
## CANNABIS RESIN:

There are mainly three types of cannabis resin available in Afghanistan namely Garda # 1, # 2 and # 3 with quality as best, moderate and fair respectively. Garda # 1 (Shirak) in Badakhshan province has become the most expensive cannabis resin because of its pure quality. Earlier Garda # 1 (Jooshi) of Balkh province was most expensive and popular because of its high quality however it lost its demand due to its blending with lower quality hashish.

**Table 9: Prices of different types of cannabis resin in Afghanistan, (US\$/kg), Dec 2011 - Dec 2012**

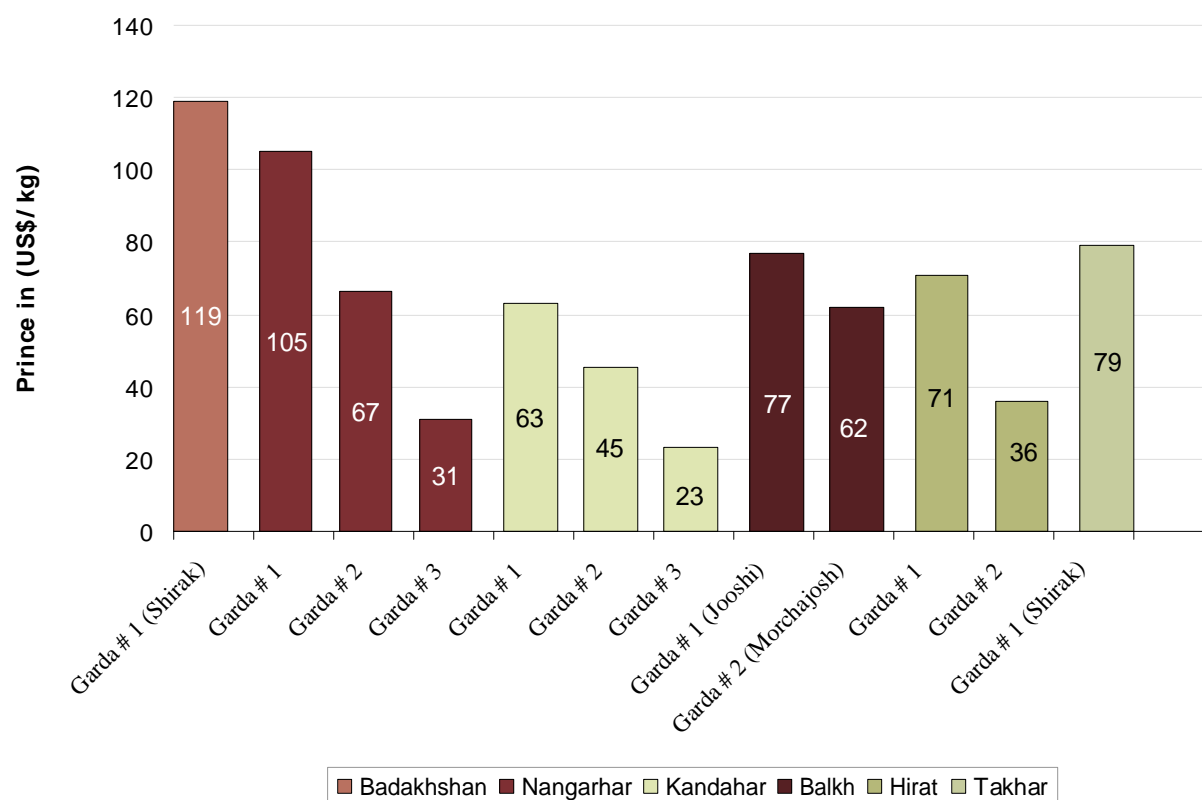
Province	Types of cannabis resin	Dec-11	Jan-12	Feb-12	Mar-12	Apr-12	May-12	Jun-12	Jul-12	Aug-12	Sep-12	Oct-12	Nov-12	Dec-12	Change (Dec-Nov) %
Badakhshan	Garda # 1 (Shirak)	243	223	223	222	221	220	177	117	136	144	123	127	119	-6%
Balkh	Garda # 1 (Jooshi)	152	146	132	91	94	96	93	87	97	89	76	72	77	+7%
	Garda # 2 (Morchajosh)	112	109	91	50	60	64	68	62	78	73	60	57	62	+9%
Hirat	Garda # 1	87	63	68	66	63	96	89	78	99	96	91	81	71	-12%
	Garda # 2	59	43	46	45	42	60	56	48	62	67	65	53	36	-32%
Kandahar	Garda # 1	98	89	75	74	73	73	95	89	90	64	65	63.4	63	-1%
	Garda # 2	65	60	47	45	44	44	67	64	65	45	47	45.6	45	-1%
	Garda # 3	38	33	22	22	22	22	36	31	33	21	24	23.2	23	-1%
Nangarhar	Garda # 1	113	79	104	103	79	70	77	91	99	107	113	120	105	-13%
	Garda # 2	49	63	72	72	39	31	46	46	53	61	63	82	67	-19%
	Garda # 3	16	24	32	32	24	17	23	23	23	23	26	33	31	-7%
Takhar	Garda # 1 (Shirak)	162	142	142	141	140	168	145	78	88	96	85	88	79	-10%

**Graph 5: Average<sup>12</sup> price of cannabis resin (Garda # 1, best quality) in US\$/kg, Oct 2007 - Dec 2012**



<sup>12</sup> Simple average of all observations

**Graph 6: Prices of different types of cannabis resin in Afghanistan, (US\$/kg), December 2012**



**Table 10: Prices of 1 kilogram of different types of cannabis resin in Afghanistan in local currency, November 2012- December 2012**

			Prices of 1 kg of different types of cannabis resin in local currency		Change (Dec-Nov) %
Province	Types of cannabis resin	Local currency	Nov-12	Dec-12	
Badakhshan	Garda # 1 (Shirak)	Afghani	6,500	6,200	-5%
Balkh	Garda # 1 (Jooshi)	Afghani	3,800	4,000	+5%
	Garda # 2 (Morchajosh)	Afghani	3,000	3,200	+7%
Hirat	Garda # 1	Iranian Tuman	260,000	216,000	-17%
	Garda # 2	Iranian Tuman	170,000	111,000	-35%
Kandahar	Garda # 1	Pakistani Rupee	6,089	6,089	+0%
	Garda # 2	Pakistani Rupee	4,378	4,378	+0%
	Garda # 3	Pakistani Rupee	2,222	2,222	+0%
Nangarhar	Garda # 1	Pakistani Rupee	11,571	10,142	-12%
	Garda # 2	Pakistani Rupee	7,857	6,428	-18%
	Garda # 3	Pakistani Rupee	3,214	3,000	-7%
Takhar	Garda # 1 (Shirak)	Afghani	4,500	4,100	-9%

## LICIT CROPS:

Prices of wheat, cotton, saffron, rice (imported) and rice (local) collected in six provinces of Afghanistan are shown in below table.

**Table 11: Prices of wheat, cotton, saffron, imported and local rice in Afghanistan in local currency, December 2012**

Province	Types of crops	Price/Kg in Pakistani Rupee (PRs)	Price/Kg in Afghani (AFs)	Price/Kg in (US\$)
Badakhshan	Wheat	-	22	0.4
Badakhshan	Rice Imported	-	85	1.6
Badakhshan	Rice Local	-	58	1.1
Balkh	Wheat	-	18	0.3
Balkh	Cotton	-	31	0.6
Balkh	Rice Imported	-	80	1.5
Balkh	Rice Local	-	60	1.2
Hirat	Wheat	-	22	0.4
Hirat	Cotton	-	90	2
Hirat	Saffron	-	90,000	1728
Hirat	Rice Imported	-	80	1.5
Hirat	Rice Local	-	66	1.3
Kandahar	Wheat	50	-	0.5
Kandahar	Cotton	154	-	1.6
Kandahar	Rice Imported	112	-	1.2
Nangarhar	Wheat	34	-	0.4
Nangarhar	Cotton	142	-	1.5
Nangarhar	Rice Imported	135	-	1.4
Nangarhar	Rice Local	49	-	0.5
Takhar	Wheat	-	20	0.4
Takhar	Rice Imported	-	80	1.5
Takhar	Rice Local	-	40	0.8

## CANNABIS AND POPPY SEEDS:

Prices of cannabis and poppy seeds are collected in eighteen provinces of Afghanistan are shown in below table.

**Table 12: Prices of cannabis and poppy seeds in local currency, November 2012 – December 2012**

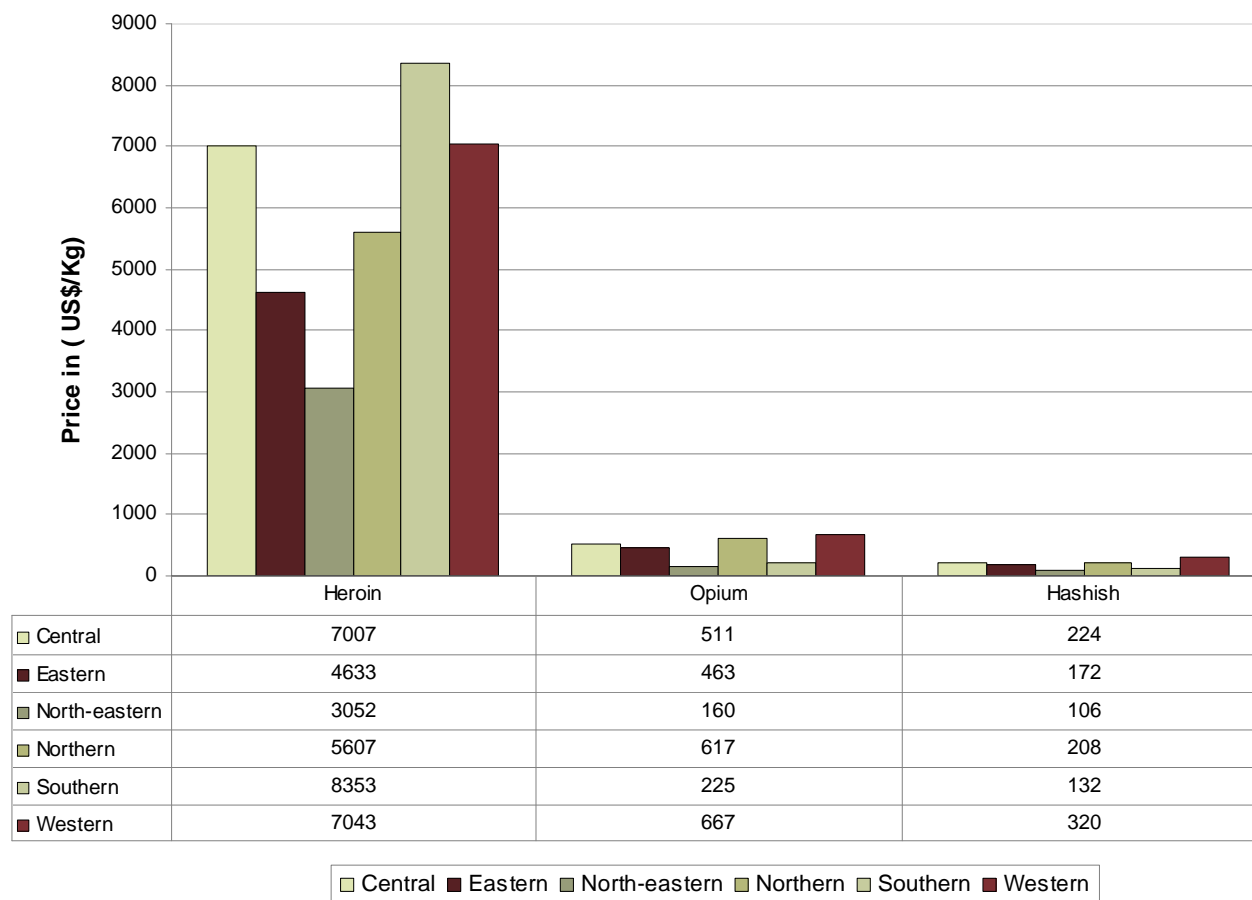
Province	Types of seed	Local currency	Prices of 1 kg of cannabis seed and poppy seed in local currency		Change (Dec-Nov) (%)
			Nov-12	Dec-12	
Badakhshan	Poppy seed	Afghani	30	35	+17%
	Cannabis seed	Afghani	25	27	+8%
Baghlan	Poppy seed	Afghani	30	35	+17%
	Cannabis seed	Afghani	12	15	+25%
Balkh	Poppy seed	Afghani	50	50	+0%
	Cannabis seed	Afghani	15	20	+33%
Farah	Poppy seed	Afghani	33	45	+36%
	Cannabis seed	Afghani	28	28	-2%
Faryab	Poppy seed	Afghani	60	70	+17%
	Cannabis seed	Afghani	20	20	+0%
Hilmand	Poppy seed	Afghani	38	38	+0%
	Cannabis seed	Afghani	20	20	+2%
Hirat	Poppy seed	Afghani	48	47.5	-1%
	Cannabis seed	Afghani	45	33	-28%
Kabul	Poppy seed	Afghani	28	28	+0%
Kandahar	Poppy seed	Afghani	42	42	+0%
	Cannabis seed	Afghani	19	18	-6%
Kapisa	Poppy seed	Afghani	32	23	-28%
Kunar	Poppy seed	Pakistani Ruppee	64	72	+12%
Laghman *	Poppy seed	Pakistani Ruppee	43	80	+86%
Logar	Cannabis seed	Afghani	25	25	0%
Nangarhar	Poppy seed	Pakistani Ruppee	100	107	+7%
	Cannabis seed	Pakistani Ruppee	21	15	-29%
Paktya	Cannabis seed	Afghani	25	23	-8%
Takhar	Poppy seed	Afghani	30	33	+10%
	Cannabis seed	Afghani	18	20	+11%
Uruzgan	Poppy seed	Afghani	40	40	+0%
	Cannabis seed	Afghani	18	18	+0%
Zabul	Poppy seed	Afghani	42	42	+0%
	Cannabis seed	Afghani	21	20	-5%



## PRICES OF HEROIN, OPIUM AND HASHISH AT CONSUMER LEVEL:

The consumer prices of heroin, opium and hashish collected in different regions of Afghanistan are as below. The quality of product varies in different regions.

**Graph 7: Regional average<sup>13</sup> prices of heroin, opium and hashish at consumer level in (US\$/Kg), December 2012**



**Table 13: Average<sup>14</sup> prices of Heroin, Opium and Hashish at consumer level in Afghanistan, (US\$/kg), December 2011- December 2012**

Types of drug	Average prices in (US\$/kg)													Change (Dec-Nov) (%)
	Dec-11	Jan-12	Feb-12	Mar-12	Apr-12	May-12	Jun-12	Jul-12	Aug-12	Sep-12	Oct-12	Nov-12	Dec-12	
Heroin	6,582	6,397	6,179	6,078	6,716	6,414	6,635	6,460	6,715	6,379	6,070	5,922	5,826	-2%
Opium	537	539	509	499	488	494	492	471	436	438	423	456	458	+0.4%
Hashish	276	282	272	263	253	255	245	224	211	206	213	210	200	-5%

<sup>13</sup> Simple average of all observations

<sup>14</sup> Simple average of all observations

## PRICES OF DRUGS IN PAKISTAN:

The prices of different types of opium, heroin and hashish reported from Quetta and Peshawar in Pakistan are as below:

### A. PESHAWAR

#### OPIUM:

There are three types of dry opium namely Opium - Afghanistan (opium of Afghanistan), Opium - Terra and Opium - Tapa (adulterated) available in Peshawar, Pakistan. Opium-Terra is the most expensive opium reported in Peshawar.

**Table 14: Prices of different types of opium in Peshawar, Pakistan in (US\$/Kg):**

Types of opium	Dec-11	Jan-12	Feb-12	Mar-12	Apr-12	May-12	Jun-12	Jul-12	Aug-12	Sep-12	Oct-12	Nov-12	Dec-12	Change (Dec-Nov) %
Opium - Terra	447	438	481	471	457	463	424	409	406	455	455	478	453	-5%
Opium - Afghanistan	413	405	425	416	397	385	361	350	342	381	392	405	376	-7%
Opium - Tapa (adulterated)	212	214	268	263	253	253	180	181	176	196	201	239	190	-20%

#### HEROIN:

There are three types of heroin namely White (Injection), Yellow (Batan) and Saada (Ordinary) available in Peshawar, Pakistan. White (injection) is the most expensive one. White (injection) heroin is the most expensive heroin reported in Peshawar.

**Table 15: Prices of different types of heroin in Peshawar, Pakistan in (US\$/Kg):**

Types of heroin	Dec-11	Jan-12	Feb-12	Mar-12	Apr-12	May-12	Jun-12	Jul-12	Aug-12	Sep-12	Oct-12	Nov-12	Dec-12	Change (Dec-Nov) %
Heroin - White (Injection)	4,913	4,835	4,919	4,820	5,124	5,066	4,934	4,990	4,913	5,084	5,031	5,041	4,994	-1%
Heroin - Yellow (Batan)	4,690	4,666	4,752	4,656	4,904	4,845	4,668	4,725	4,700	4,872	4,872	4,833	4,767	-1%
Heroin - Saada (Ordinary)	1,452	1,462	1,789	1,753	1,873	2,037	1,772	1,752	1,784	1,906	1,959	2,027	1,956	-3%

#### HASHISH:

There are three types of hashish namely Hashish - Garda # 1, # 2 and # 3 available in Peshawar, Pakistan. Hashish-Garda#1 is the most expensive hashish reported in Peshawar.

**Table 16: Prices of different types of Hashish in Peshawar, Pakistan in (US\$/Kg):**

Types of hashish	Dec-11	Jan-12	Feb-12	Mar-12	Apr-12	May-12	Jun-12	Jul-12	Aug-12	Sep-12	Oct-12	Nov-12	Dec-12	Change (Dec-Nov) %
Hashish - Garda # 1	558	585	630	624	628	551	541	573	566	572	551	551	525	-5%
Hashish - Garda # 2	369	371	391	383	408	418	403	393	385	392	381	405	360	-11%
Hashish - Garda # 3	235	236	235	230	253	363	340	340	331	318	307	218	278	+27%

**Table 17: Prices of different types of drugs in Peshawar, Pakistan in local currency, (Pak Rupee/kg):**

Types of drugs	Price in (Pakistani Rupee)/kg		Change (Dec-Nov) %
	Nov-12	Dec-12	
Opium -Afghanistan	39,000	36,500	-6%
Opium -Tapa (Adulterated)	23,000	18,500	-20%
Opium -Terra	46,000	44,000	-4%
Heroin -White (Injection)	485,000	485,000	+0%
Heroin -Yellow (Batan)	465,000	463,000	+0%
Heroin -Saada (Ordinary)	195,000	190,000	-3%
Hashish -Garda # 1	53,000	51,000	-4%
Hashish -Garda # 2	39,000	35,000	-10%
Hashish -Garda # 3	21,000	27,000	+29%

## B. QUETTA

### OPIUM:

**Table 18: Prices of different quality of opium in Quetta, Pakistan in (US\$/Kg):**

Quality of opium	Aug-12	Sep-12	Oct-12	Nov-12	Dec-12	Change (Dec-Nov) %
High quality	427	455	488	488	494	+1%
Medium quality	385	402	424	446	453	+2%
Low quality	320	371	371	382	412	+8%

### HEROIN:

**Table 19: Prices of different quality of heroin in Quetta, Pakistan in (US\$/Kg):**

Quality of heroin	Aug-12	Sep-12	Oct-12	Nov-12	Dec-12	Change (Dec-Nov) %
High quality (Crystal)	6,409	6,355	6,362	6,365	6,385	+0%
Medium quality	3,739	3,601	3,817	3,819	3,707	-3%
Low quality	2,670	2,383	2,121	2,016	2,060	+2%

### HASHISH:

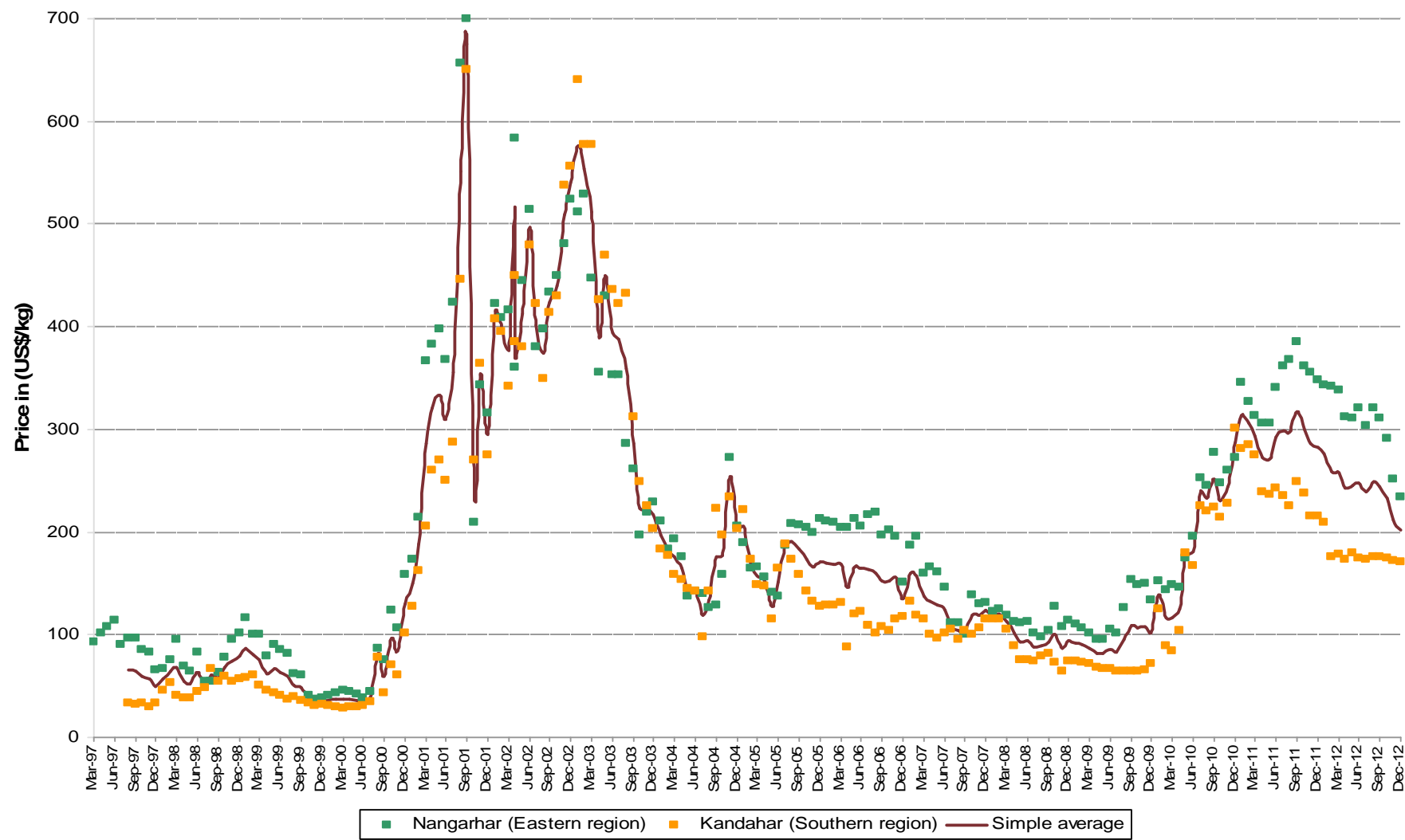
**Table 20: Prices of different quality of Hashish in Quetta, Pakistan in (US\$/Kg):**

Quality of hashish	Aug-12	Sep-12	Oct-12	Nov-12	Dec-12	Change (Dec-Nov) %
High quality	342	360	382	382	412	+8%
Medium quality	299	318	339	339	360	+6%

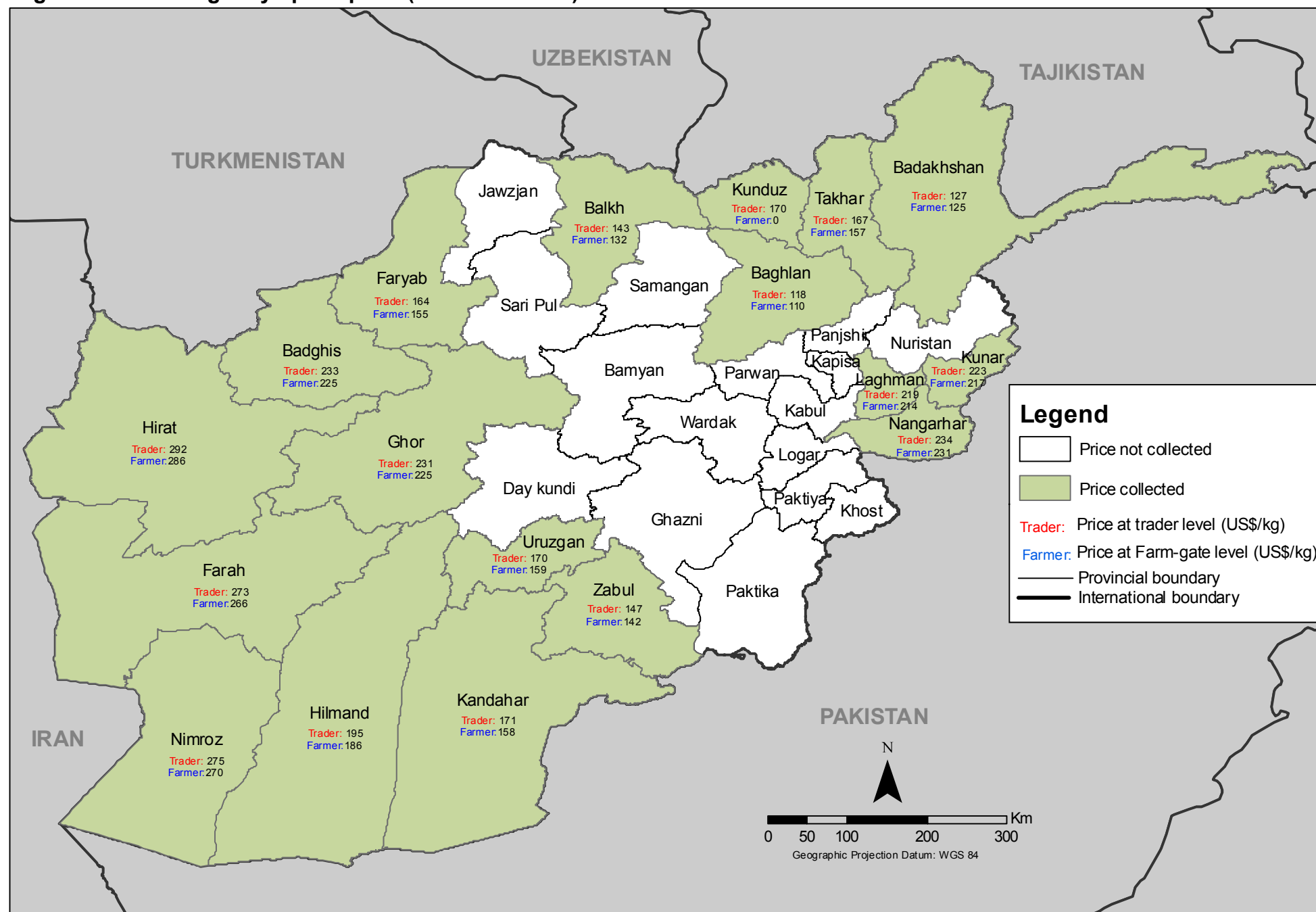
**Table 21: Prices of different types of drugs in Quetta, Pakistan in local currency, (Pak Rupee/kg):**

Types of drugs	Price in (Pakistani Rupee)/kg		
	Nov-12	Dec-12	Change (Dec-Nov) %
Opium -High quality	46,000	48,000	+4%
Opium -Medium quality	40,000	44,000	+10%
Opium -Low quality	35,000	40,000	+14%
Heroin -High quality (Crystal)	600,000	620,000	+3%
Heroin -Medium quality	360,000	360,000	+0%
Heroin -Low quality	200,000	200,000	+0%
Hashish -High quality	36,000	40,000	+11%
Hashish -Medium quality	32,000	35,000	+9%

Graph 8: Average price of dry opium collected from traders in Nangarhar and Kandahar provinces (US\$/Kg), March 1997 – December 2012



## Afghanistan: Average dry opium price (December 2012)



Source: Government of Afghanistan - National monitoring system implemented by MCN / UNODC

Note: The boundaries and names shown and the designations used on this map do not imply official endorsement or acceptance by the United Nations.

# Regional grouping of provinces for the opium poppy survey in Afghanistan



Source: Government of Afghanistan - National monitoring system implemented by UNODC

Note: The boundaries and names shown and the designations used on this map do not imply official endorsement or acceptance by the United Nations.