



**Islamic Republic of Afghanistan
Ministry of Counter Narcotics**



UNODC
United Nations Office on
Drugs and Crime

December 2010 مطابق جدی ۱۳۸۹ هجری-شمسی

Afghanistan Opium Price Monitoring Monthly Report



**Ministry of Counter Narcotics, Islamic Republic of Afghanistan, Kabul
And
United Nations Office on Drugs and Crime, Kabul**

Summary

- Opium prices are collected from 15 of 34 provinces. The prices are collected for dry and fresh opium from traders (Trader prices) and farmers (farm gate prices). Heroin and cannabis resin prices also are collected from six province of Afghanistan and hashish price collected from Peshawar, the nearest town in Pakistan. However the prices of heroin and hashish could not be collected from Peshawar for this month.

- Dry opium prices**

| Dry Opium | Dec-09 | Dec-10 | Increase/ Decrease (%) |
|---------------------------|--------|--------|---------------------------|
| Farm gate price (US\$/Kg) | 83 | 241 | 190% |
| Trader price (US\$/Kg) | 90 | 257 | 186% |

- Fresh opium prices**

| Fresh Opium | Dec-09 | Dec-10 | Increase/ Decrease (%) |
|---------------------------|--------|--------|---------------------------|
| Farm gate price (US\$/Kg) | 58 | 223 | 284% |
| Trader price (US\$/Kg) | 65 | 223 | 243% |

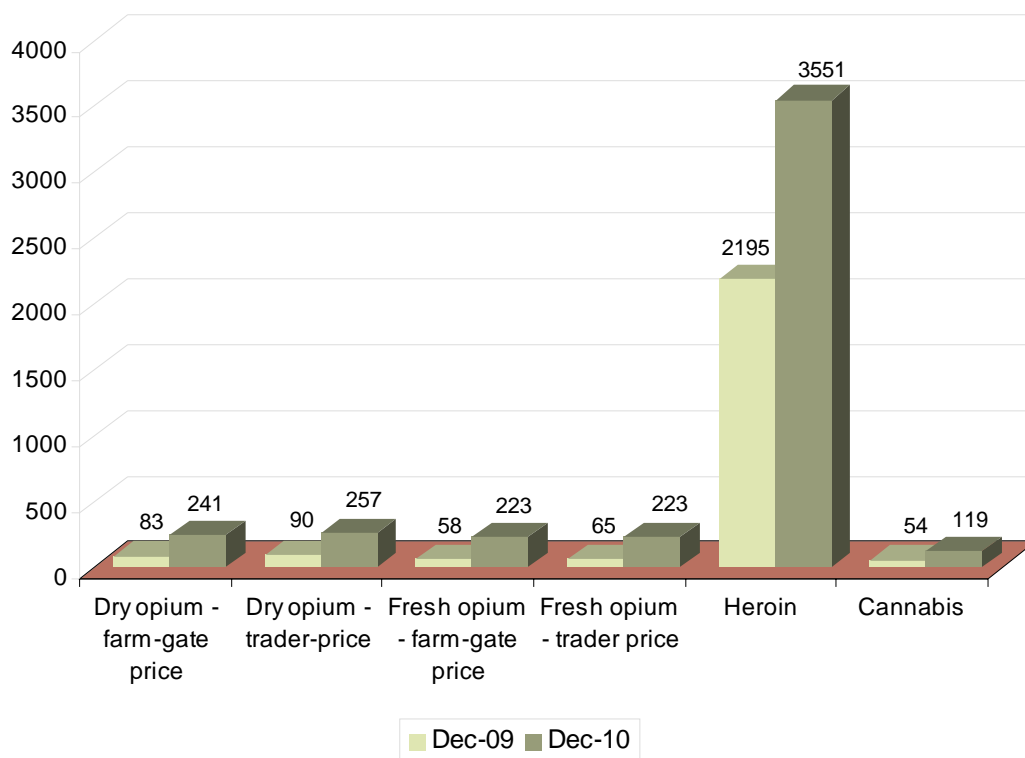
- Heroin and cannabis resin prices in Afghanistan**

| Afghanistan | Dec-09 | Dec-10 | Increase/ Decrease (%) |
|--------------------|--------|--------|---------------------------|
| Heroin (US\$/Kg) | 2195 | 3551 | 62% |
| Cannabis (US\$/Kg) | 54 | 119 | 120% |

- Heroin and Hashish prices in Peshawar, Pakistan**

| Peshawar, Pakistan | Dec-09 | Dec-10 | Increase/ Decrease (%) |
|--------------------|--------|--------|---------------------------|
| Heroin (US\$/Kg) | 2234 | NA | |
| Hashish (US\$/Kg) | 200 | NA | |

Graph 1: Price change of dry opium, Fresh opium, Heroin and Cannabis between December 2009 and December 2010



DRY OPIUM:

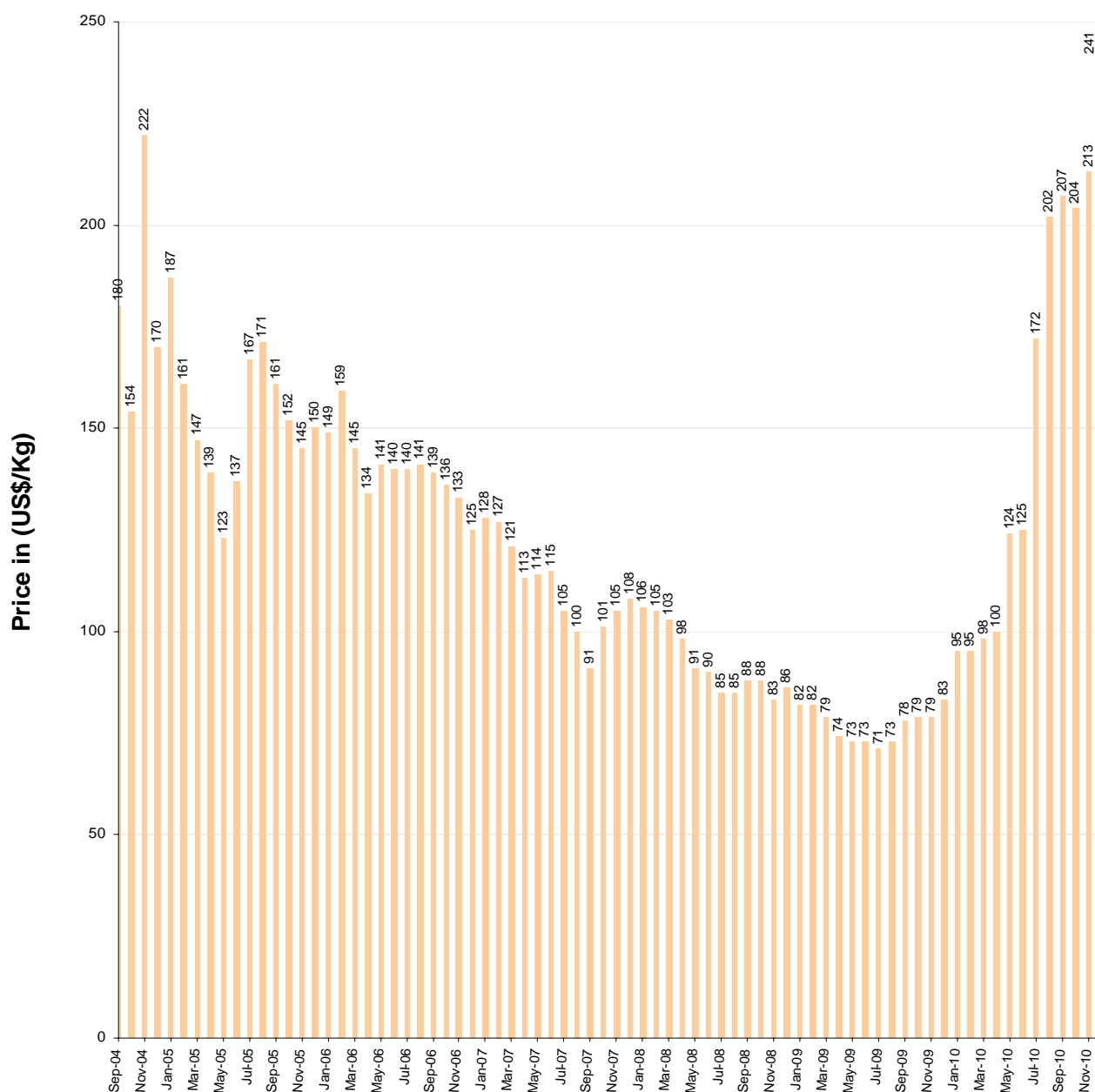
FARM GATE PRICE:

At the end of December 2010, the national average price for one kilogram of dry opium in Afghanistan at the farm gate level was **US\$ 241/kg** with 13% increase compared to price reported in November 2010 (**US\$ 213/kg**). The dry opium price at the farm gate level has increasing trend since July 2009. The farm-gate price has crossed the highest price reported since September 2004 which was in November 2004 (**US\$ 222/kg**).

The further increase in the price of dry opium at the farm-gate level is due to very high demand, low opium production during last year and speculation of further increase in prices of opium in the market.

The average dry opium price is **190%** higher than the price reported in December 2009 which was **US\$ 83/kg**.

Graph 2: ¹ Average price of dry opium from September 2004 to December 2010



TRADER PRICE:

At the end of December 2010, the national average dry opium price collected from traders was **US\$ 257/kg** with **13%** increase compared to the price reported in November 2010 (**US\$ 228/kg**).

The average dry opium price is **186%** higher than the price reported in December 2009 which was **US\$ 90/kg**.

Dry opium price collected from traders has increased by **9%, 33%, 11%, 8%** and **1 %** in Eastern, Southern, Western, North-eastern and Northern regions respectively.

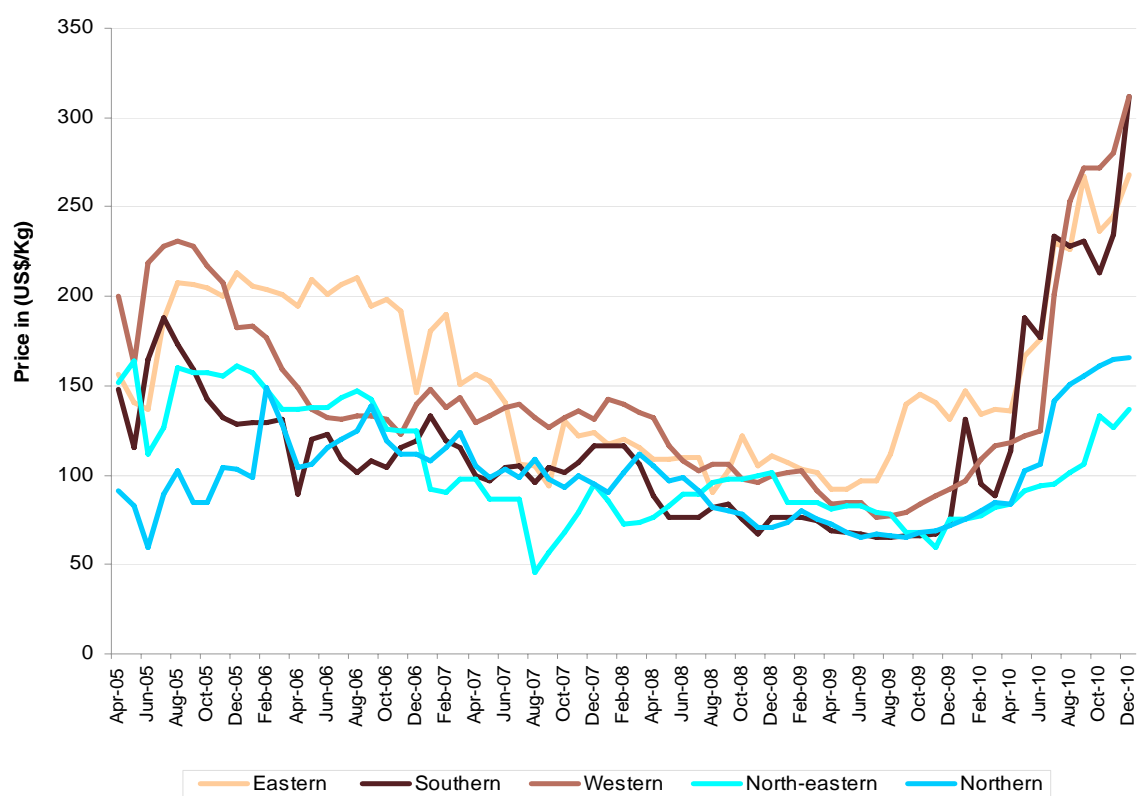
The further increase in the price of dry opium at the farm-gate level is due to very high demand, low opium production during last year and speculation of further increase in prices of opium in the market.

¹ Simple average of all observations

Table 1: Regional average² price of dry opium collected from traders (US\$/Kg)

| Region | Price of Dry Opium (USD/Kg) | | |
|--|-----------------------------|------------|------------|
| | Nov-10 | Dec-10 | Change |
| Eastern region (Kunar, Laghman, Nangarhar) | 245 | 268 | 9% |
| Southern region (Hilmand, Kandahar) | 235 | 312 | 33% |
| Western region (Badghis, Farah, Ghor, Hirat, Nimroz) | 280 | 312 | 11% |
| North-eastern region (Badakhshan, Takhar) | 127 | 137 | 8% |
| Northern region (Balkh, Faryab, Kunduz) | 165 | 166 | 1% |
| Average | 228 | 257 | 13% |

Graph 3: Regional average² price of dry opium from traders (January 2005 to December 2010)



² Simple average of all observations

Graph 4: Provincial ³average price of dry opium collected from traders, US\$/Kg (Jan 2010 - December 2010)

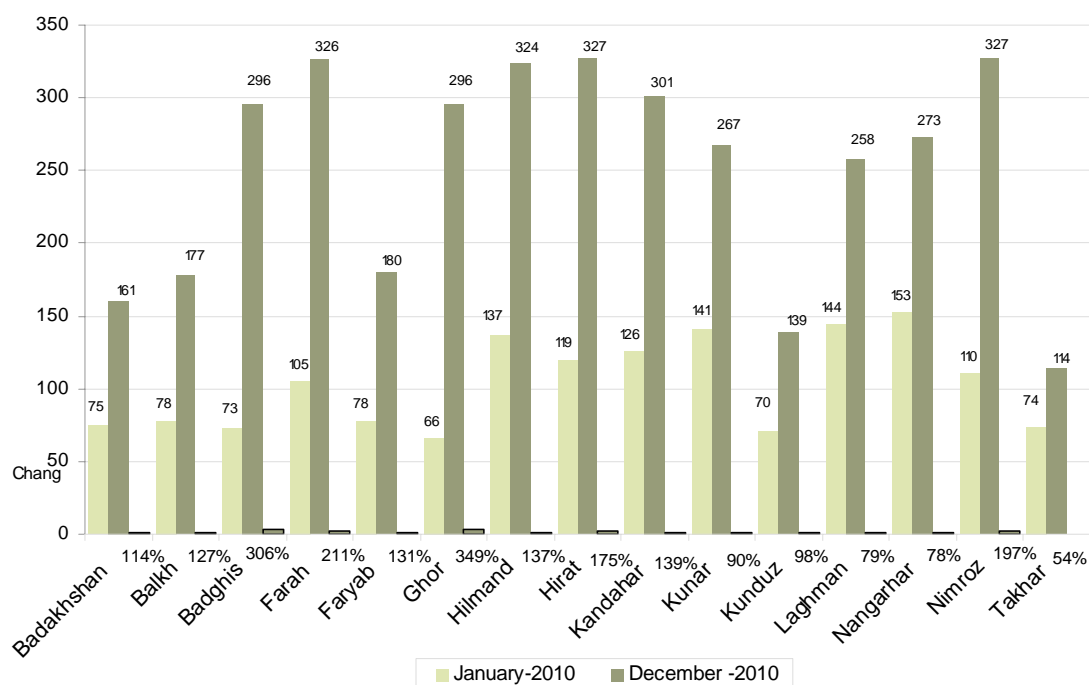


Table 2: Price of Afghanistan dry opium in Peshawar, Pakistan (US\$/Kg):

| | Dec-09 | Jan-10 | Feb-10 | Mar-10 | Apr-10 | May-10 | Jun-10 | Jul-10 | Aug-10 | Sep-10 | Oct-10 | Nov-10 | Dec-10 |
|-----------|--------|--------|--------|--------|--------|--------|--------|--------|--------|--------|--------|--------|--------|
| Dry Opium | 153 | 139 | 198 | 207 | 213 | 326 | 233 | 291 | 289 | 350 | NA | 364 | NA |

The price of Afghanistan dry opium in Peshawar could not be collected this month.

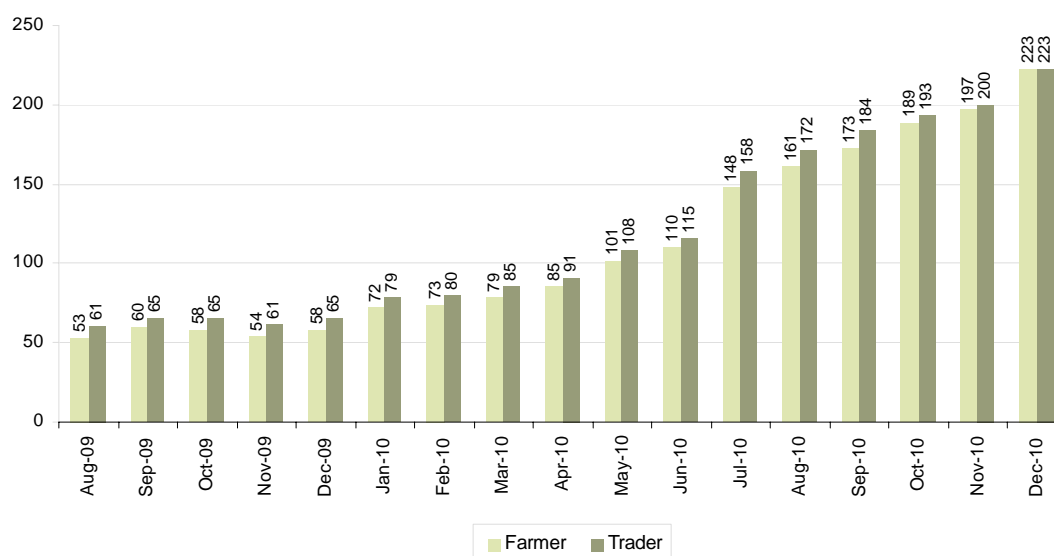
³ Simple average of all observations

FRESH OPIUM:

At the end of December 2010, the national average price of fresh opium was **US\$ 223/kg** at farm gate level and at trader level with **13%** and **12%** increase respectively compared to the prices reported last month (**US\$ 197/kg** and **US\$ 200/kg**) respectively. Fresh opium has increasing trend since November 2009.

After the harvest season there is no fresh opium available, but farmers keep their fresh opium in plastic bags or dishes covered with leaves in order to preserve moisture. This opium is referred as fresh opium.

Graph: 5 National ⁴average price of fresh opium price, US\$/kg (August 2009 to December 2010)



HEROIN:

MCN (Ministry of Counter Narcotics) and UNODC regional offices in Afghanistan and Pakistan reported the prices for Heroin as below (prices of best quality considered).

Table 3: Heroin Price in Afghanistan and Pakistan (US\$/Kg)

| Afghanistan | Dec-09 | Jan-10 | Feb-10 | Mar-10 | Apr-10 | May-10 | Jun-10 | Jul-10 | Aug-10 | Sep-10 | Oct-10 | Nov-10 | Dec-10 |
|----------------|-------------|-------------|-------------|-------------|-------------|-------------|-------------|-------------|-------------|-------------|-------------|-------------|-------------|
| Badakhshan | 2539 | 2633 | 2610 | 2595 | 2664 | 2736 | 2743 | 2715 | 2816 | 2813 | 2983 | 2979 | 3300 |
| Balkh | 2800 | 3000 | 3100 | 3150 | 3300 | 3900 | 4000 | 4169 | 4322 | 4540 | 4541 | 4539 | 4490 |
| Hirat | 1509 | 1514 | 1539 | 1535 | 1505 | 1602 | 1650 | 1905 | 2115 | 2184 | 2083 | 2121 | 2150 |
| Nangarhar | 1769 | 1847 | 2510 | 2541 | 2186 | 2517 | 2955 | 3194 | 3278 | 3456 | 4050 | 4070 | 4334 |
| Kandahar | 2320 | 2640 | 3200 | 2990 | 2280 | 2310 | 2350 | 3023 | 3020 | 3700 | 3650 | 3680 | 4170 |
| Takhar | 2234 | 2317 | 2296 | 2226 | 2326 | 2586 | 2592 | 2602 | 2707 | 2658 | 2761 | 2759 | 2860 |
| Average | 2195 | 2325 | 2543 | 2506 | 2377 | 2609 | 2715 | 2935 | 3043 | 3225 | 3345 | 3358 | 3551 |

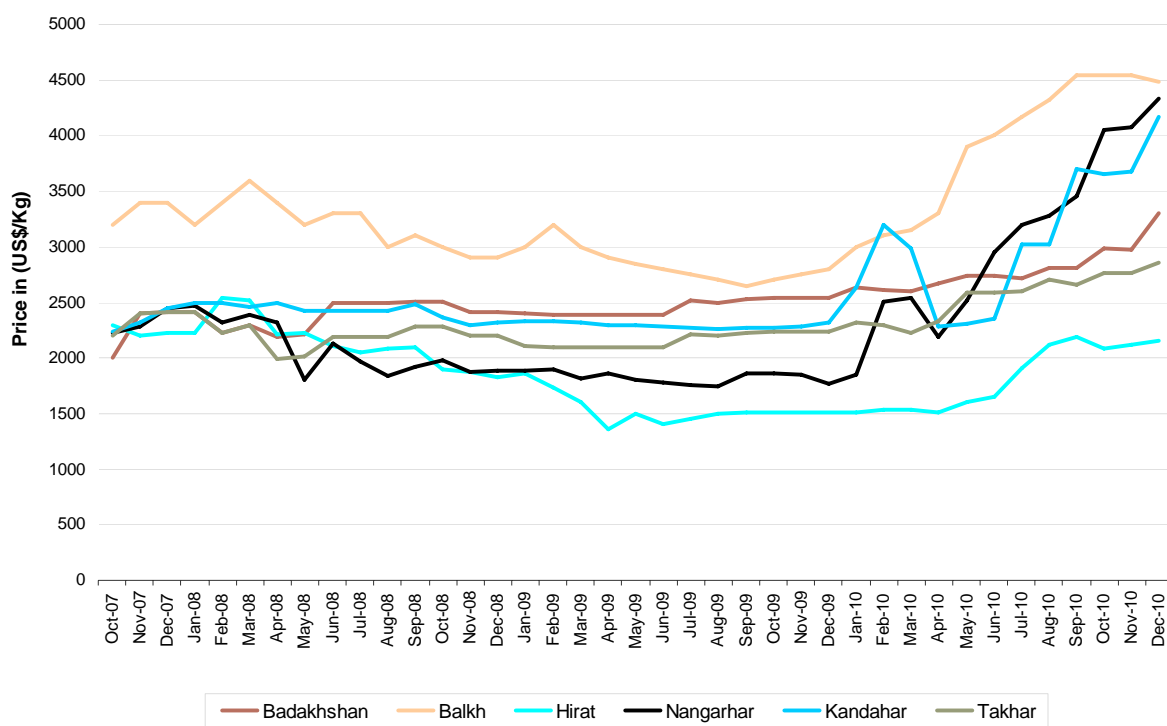
Heroin price has increasing trend since April 2010 in Afghanistan.

| Pakistan | Dec-09 | Jan-10 | Feb-10 | Mar-10 | Apr-10 | May-10 | Jun-10 | Jul-10 | Aug-10 | Sep-10 | Oct-10 | Nov-10 | Dec-10 |
|----------|--------|--------|--------|--------|--------|--------|--------|--------|--------|--------|--------|--------|--------|
| Peshawar | 2234 | 2251 | 2568 | 2364 | 2479 | 2909 | 2909 | 3255 | 4276 | 4437 | NA | 4226 | NA |

Heroin price could not be collected in Peshawar this month.

⁴ Simple average of all observations

Graph: 6 Monthly whole sale price of best quality of heroin, US\$/kg (October 2007 to December 2010)



CANNABIS RESIN:

MCN (Ministry of Counter Narcotics) and UNODC regional offices in Afghanistan and Pakistan reported the prices for cannabis resin and hashish respectively as below (prices of best quality considered).

Table 4: Cannabis resin price in Afghanistan (US\$/Kg)

| Afghanistan | Dec-09 | Jan-10 | Feb-10 | Mar-10 | Apr-10 | May-10 | Jun-10 | Jul-10 | Aug-10 | Sep-10 | Oct-10 | Nov-10 | Dec-10 |
|----------------|-----------|-----------|-----------|-----------|-----------|-----------|-----------|-----------|------------|------------|------------|------------|------------|
| Badakhshan | 65 | 67 | 67 | 71 | 72 | 78 | 86 | 96 | 109 | 133 | 155 | 177 | 176 |
| Balkh | 75 | 105 | 94 | 72 | 148 | 172 | 183 | 182 | 192 | 206 | 210 | 199 | 142 |
| Hirat | 50 | 50 | 60 | 59 | 58 | 58 | 58 | 57 | 63 | 63 | 60 | 64 | 64 |
| Nangarhar | 59 | 49 | 58 | 59 | 84 | 98 | 99 | 124 | 123 | 149 | 116 | 100 | 82 |
| Kandahar | 28 | 27 | 32 | 40 | 45 | 50 | 55 | 53 | 68 | 90 | 103 | 107 | 115 |
| Takhar | 47 | 48 | 48 | 54 | 56 | 58 | 65 | 69 | 98 | 111 | 110 | 132 | 132 |
| Average | 54 | 58 | 60 | 59 | 77 | 86 | 91 | 97 | 109 | 125 | 126 | 130 | 119 |

The decrease in the price of cannabis in Balkh and Nangarhar provinces is due to the harvest season of cannabis and availability of more cannabis in the market.

Graph 7: ⁵ Average price of cannabis resin, US\$/Kg (October 2007 to December 2010)

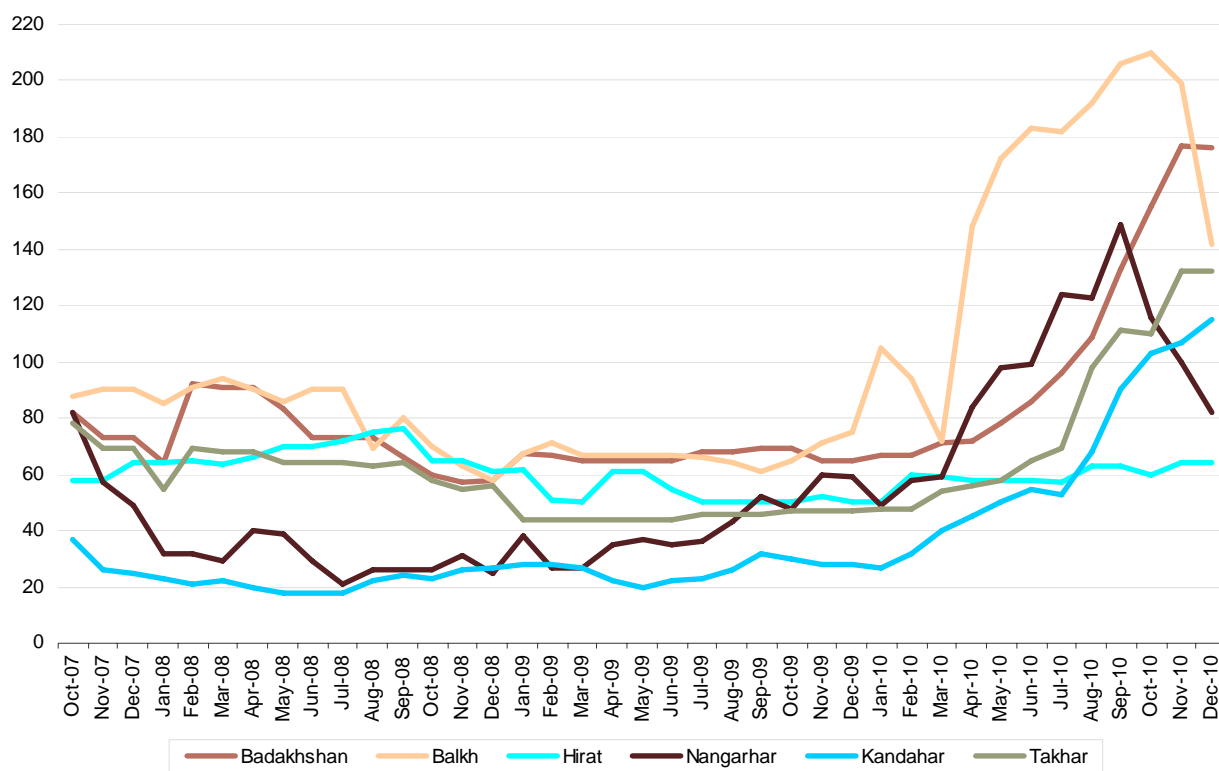


Table 5: Hashish price in Peshawar, Pakistan (US\$/Kg)

| Pakistan | Dec-09 | Jan-10 | Feb-10 | Mar-10 | Apr-10 | May-10 | Jun-10 | Jul-10 | Aug-10 | Sep-10 | Oct-10 | Nov-10 | Dec-10 |
|----------|--------|--------|--------|--------|--------|--------|--------|--------|--------|--------|--------|--------|--------|
| Peshawar | 200 | 254 | 374 | 473 | 531 | 582 | 582 | 523 | 624 | 677 | NA | 681 | NA |

The price of hashish in Peshawar could not be collected this month.

Table 6: Number of observations of dry and fresh opium prices

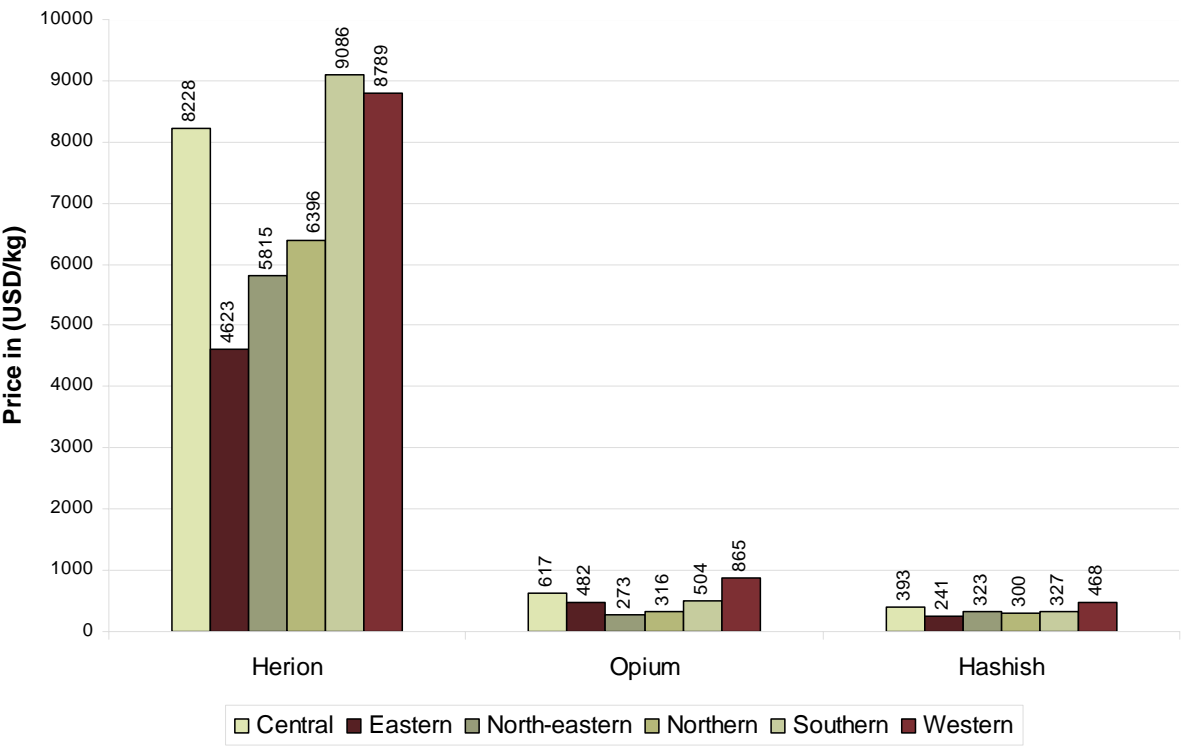
| | Number of observations (n) | | Number of provinces price collected |
|-------------|----------------------------|--------------|-------------------------------------|
| | Farm-gate price | Trader price | |
| Dry Opium | 199 | 187 | 15 |
| Fresh Opium | 120 | 132 | 9 |

⁵ Simple average of all observations

Consumer price:

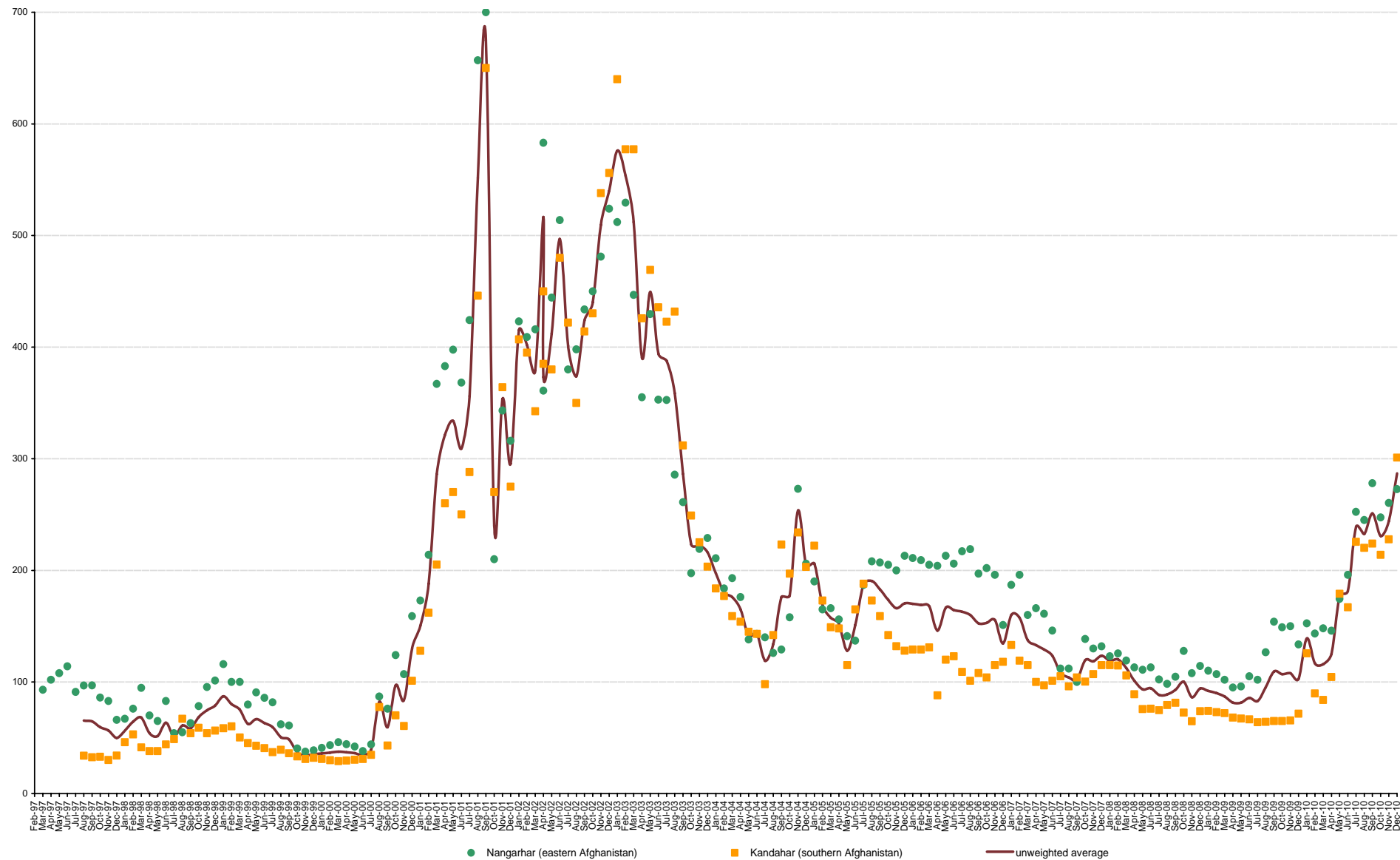
The consumer prices of heroin, opium and hashish collected form different regions of Afghanistan are as below. The quality of product varies in different regions.

Graph 6: Regional consumer price of Heroin, Opium and Hashish in US\$/Kg

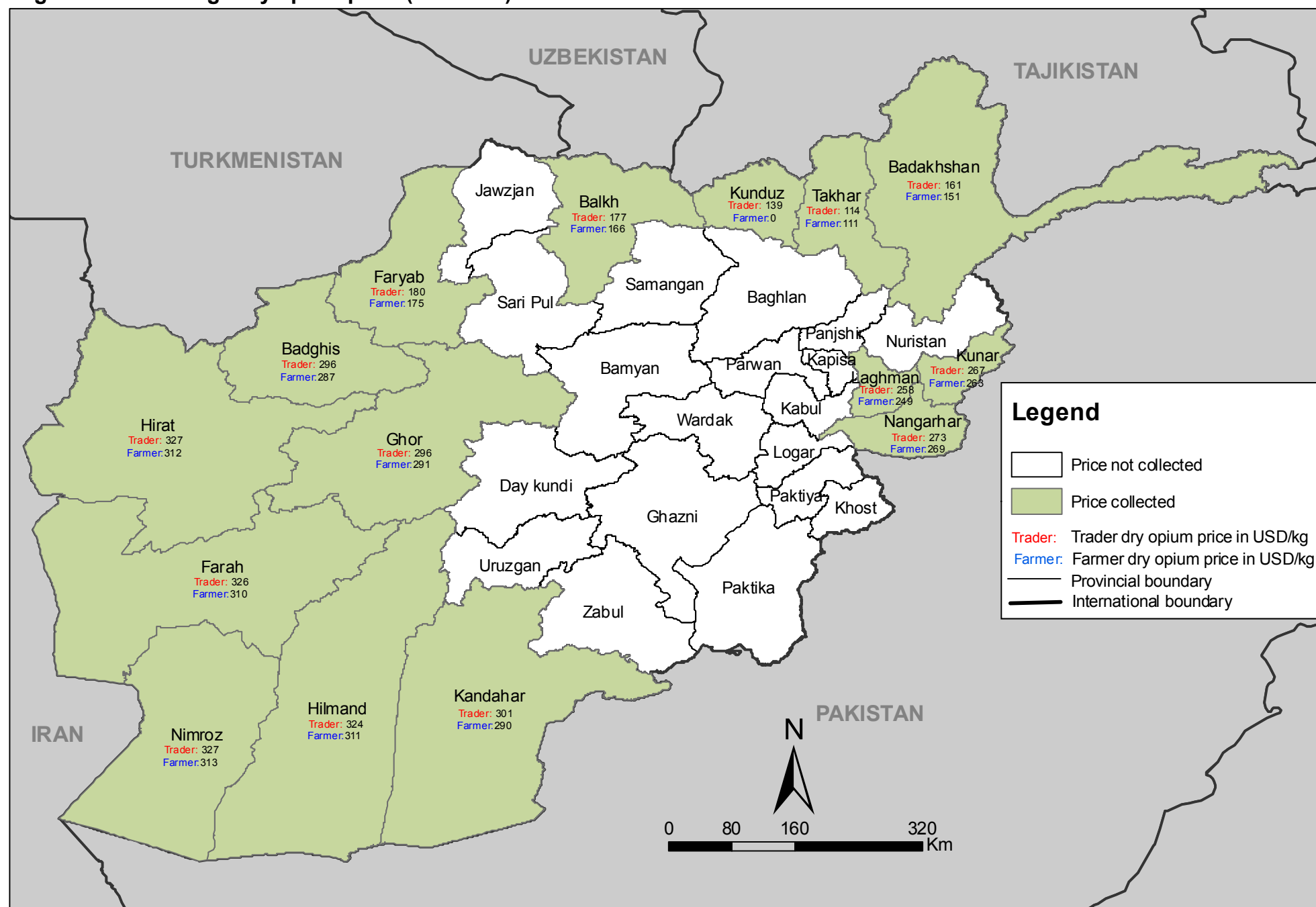


Graph 7:

Average price of dry opium in Nangarhar and Kandahar provinces collected from traders (US\$/kg), March 1997 - December 2010



Afghanistan: Average dry opium price (Dec 2010)



Source: Government of Afghanistan - National monitoring system implemented by MCN / UNODC

Note: The boundaries and names shown and the designations used on this map do not imply official endorsement or acceptance by the United Nations.

Regional grouping of provinces for the opium poppy survey in Afghanistan



Source: Government of Afghanistan - National monitoring system implemented by UNODC

Note: The boundaries and names shown and the designations used on this map do not imply official endorsement or acceptance by the United Nations.