



**Islamic Republic of Afghanistan
Ministry of Counter Narcotics**



UNODC
United Nations Office on
Drugs and Crime

August 2011 مطابق سنبله ۱۳۹۰ هجری - شمسی

Afghanistan Opium Price Monitoring Monthly Report



**Ministry of Counter Narcotics, Islamic Republic of Afghanistan, Kabul
And
United Nations Office on Drugs and Crime, Kabul**

MCN / UNODC

Afghanistan Opium Price Monitoring, August 2011

Summary

- MCN/UNODC Survey coordinators jointly collect the drug prices. Prices are collected at the last week of every month from around twenty farmers and twenty traders depending on the availability of the farmers and traders. Prices are collected generally from different farmers and traders each month; however the price data collection is sourced from a few known farmers and traders as well.
- Opium prices are collected from 16 of 34 provinces namely Badakhshan, Baghlan, Badghis, Balkh, Farah, Faryab, Ghor, Hilmand, Hirat, Kandahar, Kunar, Kunduz, Laghman, Nangarhar, Nimroz and Takhar. The province of Baghlan has been included in the opium price monitoring as of August. The prices of dry and fresh opium are collected from farmers (at farm-gate level) and traders (at trader level).
- Different varieties of heroin, morphine and cannabis resin prices are collected from six provinces of Afghanistan namely Badakhshan, Balkh, Hirat, Nangarhar, Kandahar and Takhar. As of February 2011, prices of some licit crops such as wheat, saffron and cotton are also collected from six provinces of Afghanistan.
- Different varieties of opium, heroin and hashish prices are also collected for Peshawar the nearest town in Pakistan. Prices are collected and reported by UNODC office in Peshawar, Pakistan.
- Prices are reported in different currencies in different regions. The prices in Eastern region (Kunar, Laghman and Nangarhar) and Southern region (Hilmand and Kandahar) are reported in Pakistani rupees. In Northern (Balkh, Baghlan, Farayb) and North-eastern (Badakhshan, Kunduz, Takahr) regions, the prices are reported in Afghani. However, prices are reported in two different currencies namely Afghani and Iranian Tuman in Western region. The prices are converted in US\$ using the exchange rate from oanda.com site considering the rates on the same date the observation is made.
- As of August 2011, prices are also presented in local currency for convenience of certain analysis; however the national average prices are presented in USD. At the regional level, average prices are reflected in local currency with exception of the Western region since prices are reported in two different currencies.
- **Average¹ dry Opium price in Afghanistan, (US\$/kg)**

Dry Opium	Aug-10	Aug-11	Increase/ Decrease (%)
<i>Farm-gate price (US\$/Kg)</i>	202	254	26%
<i>Trader price (US\$/Kg)</i>	209	264	26%

- **Average² fresh Opium price in Afghanistan, (US\$/kg)**

Fresh Opium	Aug-10	Aug-11	Increase/ Decrease (%)
<i>Farm-gate price (US\$/Kg)</i>	161	214	33%
<i>Trader price (US\$/Kg)</i>	172	218	27%

¹ Simple average of all observations

² Simple average of all observations

- **Average³ Cannabis Resin prices in Afghanistan, (US\$/kg)**

Types of cannabis resin	Aug-10	Aug-11	Increase/Decrease (%)
<i>Cannabis resin (Garda # 1) price (US\$/kg)</i>	109	149	37%
<i>Cannabis resin (Garda # 2) price (US\$/kg)</i>	90	101	13%
<i>Cannabis resin (Garda # 3) price (US\$/kg)</i>	33	38	17%

- **Heroin (best quality) and Hashish prices in Peshawar, Pakistan (US\$/kg)**

Types of Heroin / Hashish	Aug-10	Aug-11	Increase/Decrease (%)
<i>Heroin - White (Injection) price (US\$/kg)</i>	4276	5031	+18%
<i>Hashish - (Garda # 1) price (US\$/kg)</i>	624	648	+4%
<i>Hashish - (Garda # 2) price (US\$/kg)</i>	555	382	-31%
<i>Hashish - (Garda # 3) price (US\$/kg)</i>	405	243	-40%

- **Average⁴ prices of Heroin, Opium and Hashish at consumer level in Afghanistan, (US\$/kg)**

Types of drugs	Jul-11	Aug-11	Increase/Decrease (%)
Heroin	6131	6420	+5%
Opium	420	577	+37%
Hashish	344	340	-1%

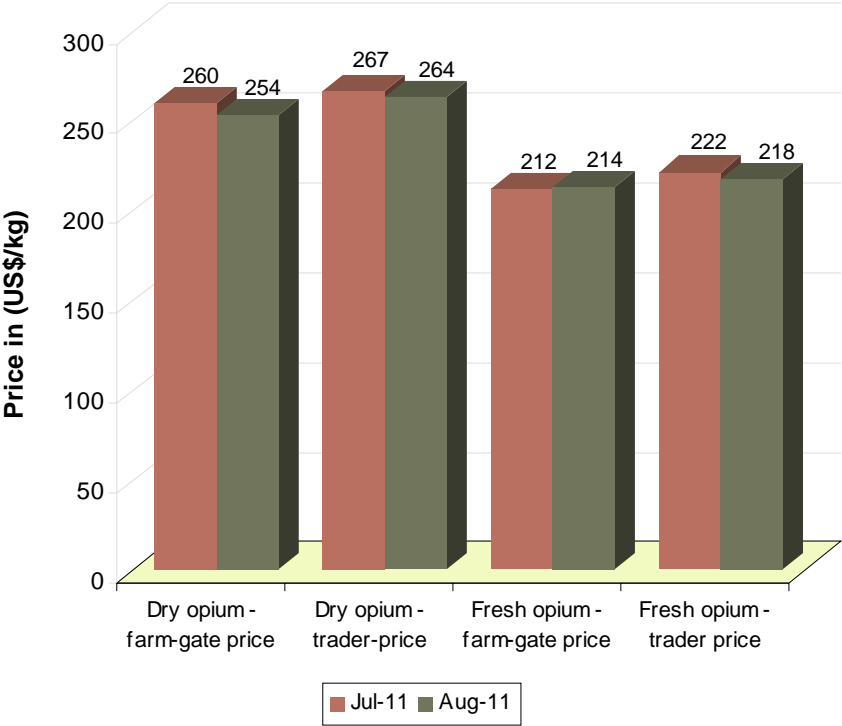
- **Prices of Cotton, Saffron and Wheat in Afghanistan, (US\$/kg)**

Types of crops	Aug-11
Wheat	0.43
Cotton	1.97
Saffron	1380

³ Simple average of all observations

⁴ Simple average of all observations

Price change of Dry Opium and Fresh Opium between July 2011 and August 2011



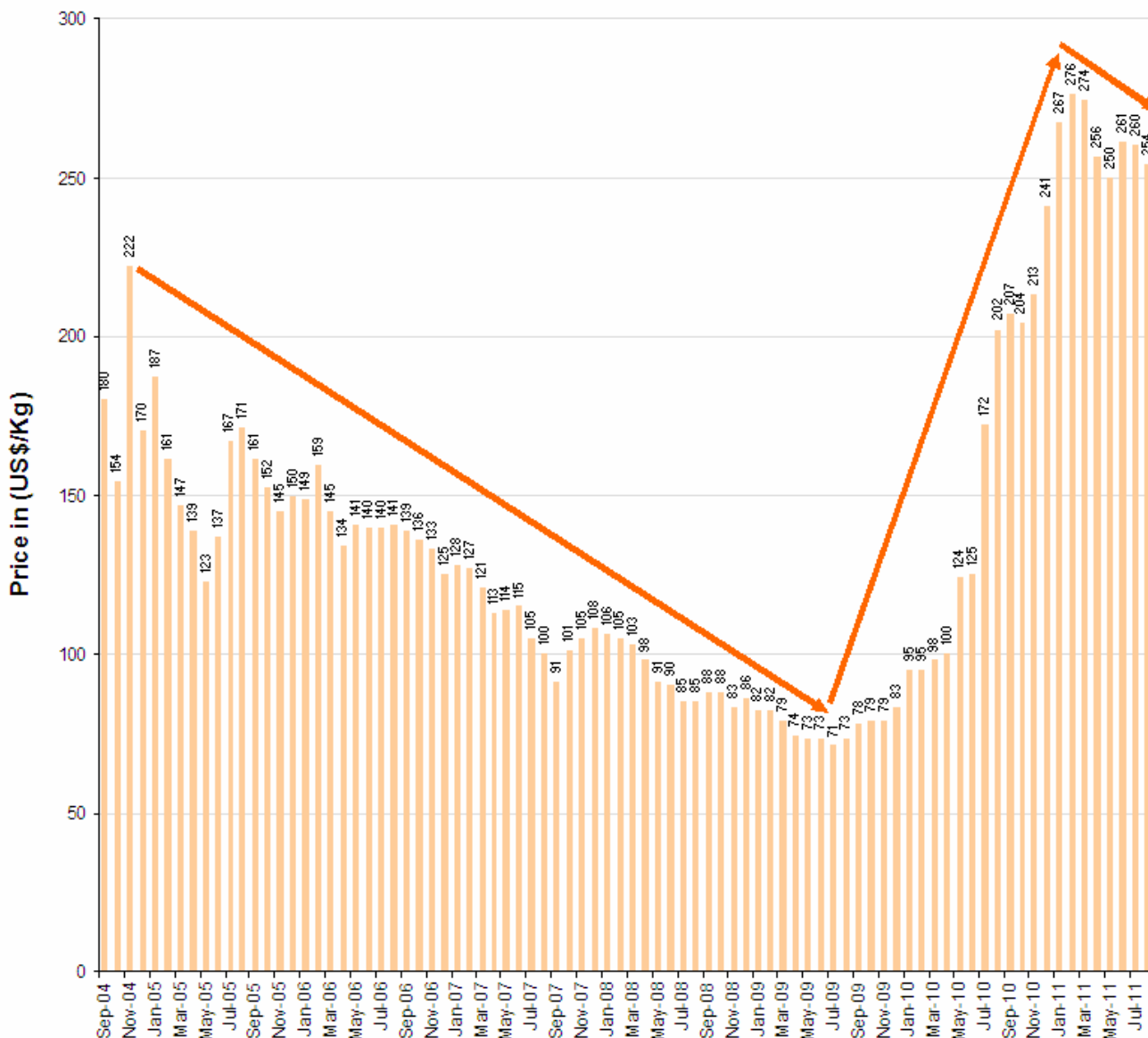
DRY OPIUM:

FARM-GATE PRICE:

At the end of August 2011, the national average price for one kilogram of dry opium in Afghanistan at the farm-gate level was **US\$ 254/kg** with **2%** decrease compared to price reported in July 2011 (**US\$ 260/kg**).

The average dry opium price at the farm-gate level in August 2011 is **26%** higher than the price reported in August 2010 which was **US\$ 202/kg**.

Graph 1: National⁵ Average price of dry opium at farm-gate level from September 2004 to August 2011



TRADER PRICE:

At the end of August 2011, the national average dry opium price collected from traders was **US\$ 264/kg** with **1%** decrease compared to the price reported in July 2011 (**US\$ 267/kg**).

⁵ Simple average of all observations

The average dry opium price at trader level in August 2011 is **26%** higher than the price reported in August 2010 which was **US\$ 209/kg**.

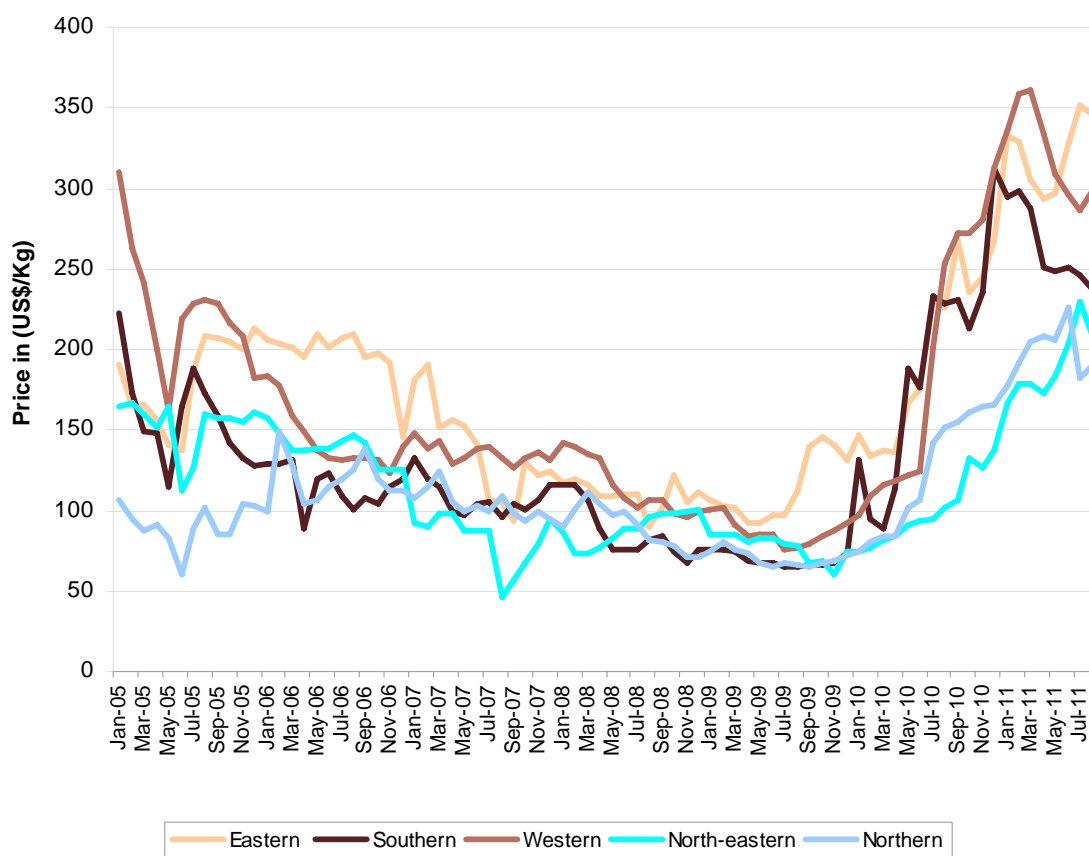
Dry opium price collected from traders has increased by 5% each in Western and Northern regions. Prices have decreased by 1%, 4% and 10% in Eastern, Southern and North-eastern regions respectively.

Prices are lower in North and North-eastern regions compared to other regions where plenty of opium is available. Limited trafficking routes are one of the main factors behind the lower prices in the above mentioned regions.

Table 1: Regional average⁶ price of dry opium collected from traders (US\$/Kg)

Region	Price of Dry Opium (US\$/Kg)		Price change (%)
	Jul-11	Aug-11	
Eastern region (Kunar, Laghman, Nangarhar)	351	346	-1%
Southern region (Hilmand, Kandahar)	246	237	-4%
Western region (Badghis, Farah, Ghor, Hirat, Nimroz)	286	300	5%
North-eastern region (Badakhshan, Kunduz, Takhar)	230	207	-10%
Northern region (Baghlan, Balkh, Faryab)	182	191	5%
National average	267	264	-1%

Graph 2: Regional average² price of dry opium from traders (January 2005 to August 2011)



⁶ Simple average of all observations

Table 2: Regional average⁷ price of dry opium in local currency, August 2011

Region	Local currency	Price of 1 kg of Dry Opium in local currency	
		Farm-gate	Trader
Eastern region (Kunar, Laghman, Nangarhar)	Pakistani Rupee	29,545	29,989
Southern region (Hilmand, Kandahar)	Pakistani Rupee	19,173	20,496
Western region-I (Badghis, Ghor) *	Afghani	12,241	12,580
Western region-II (Farah, Hirat, Nimroz) *	Iranian Tuman	369,642	387,906
North-eastern region (Badakhshan, Kunduz, Takhar)	Afghani	9,254	9,750
Northern region (Baghlan, Balkh, Faryab)	Afghani	8,750	8,999

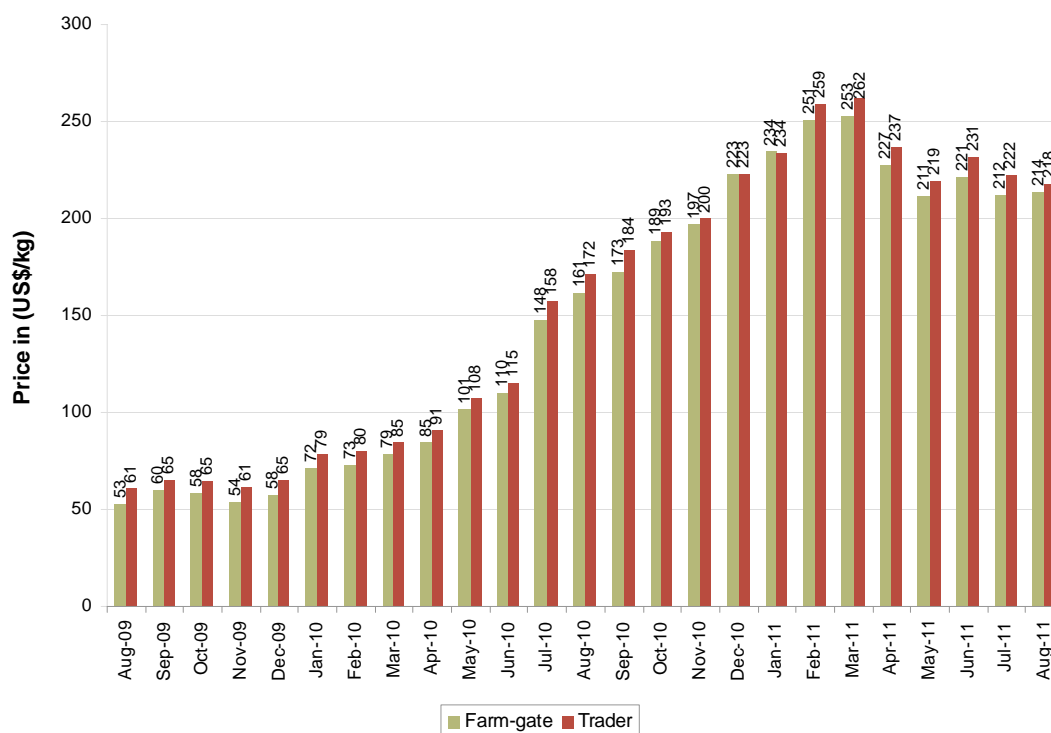
* Western region is divided in two groups because of prices available in two currencies

FRESH OPIUM:

At the end of August 2011, the national average price of fresh opium was **US\$ 214/kg** and **US\$ 218/kg** at the farm-gate and trader level with **1% increase** and **2% decrease** respectively compared to the price reported in July 2011 which was **US\$ 212/kg** and **US\$ 222/kg** at the farm-gate and trader level respectively.

After the harvest season there is no fresh opium available, but farmers keep their fresh opium in plastic bags or dishes covered with leaves in order to preserve moisture. This opium is referred as fresh opium.

Graph 3: National average⁸ price of fresh opium at farm-gate and trader level, US\$/kg (August 2009 to August 2011)



⁷ Simple average of all observations

⁸ Simple average of all observations

Table 3: Regional average⁹ price of 1 kilogram of fresh opium in local currency, August 2011

Region	Local currency	Price of 1 kg of Fresh Opium in local currency	
		Farm-gate	Trader
Eastern region (Kunar, Laghman, Nangarhar)	Pakistani Rupee	23,133	23,609
Southern region (Hilmand, Kandahar)	Pakistani Rupee	14,125	15,270
Western region- I (Badghis, Ghor) *	Afghani	10,633	10,970
Western region-II (Farah, Hirat, Nimroz) *	Iranian Tuman	292,801	306,936
North-eastern region (Badakhshan, Kunduz, Takhar)	Afghani	9,842	10,400
Northern region (Baghlan, Balkh, Faryab)	Afghani	7,794	8,116

* Western region is divided in two groups because of prices available in two currencies

Table 4: Number of observations of dry and fresh opium prices

	Number of observations (n)		Number of provinces price collected
	Farm-gate price	Trader price	
Dry Opium	207	195	16
Fresh Opium	182	182	13

HEROIN:

There are several types of heroin available in Afghanistan with different quality. The prices of White powder (injection) in Nangarhar province, White powder (Crystal) in Kandahar and Balkh provinces and Off-white (Crystal)-100% in Badakhshan province are the most expensive heroin reported in Afghanistan. The cheapest heroin (**US\$ 46/kg**) is called as Khata # 2 reported in Nangarhar province.

Table 5: Prices of different types of Heroin in Afghanistan, (US\$/kg), August 2010 to August 2011

Province	Types of Heroin	Aug-10	Sep-10	Oct-10	Nov-10	Dec-10	Jan-11	Feb-11	Mar-11	Apr-11	May-11	Jun-11	Jul-11	Aug-11	Change (July-August) (%)
Badakhshan	Chara (20%)	na	na	na	na	na	na	na	na	na	na	na	na	1020	na
	Off- white powder (Crystal) - 100%	2816	2813	2983	2979	3300	3522	3765	3756	3630	3568	3612	4261	4252	-0.2%
Balkh	Bist powder	2609	2669	2674	2674	2647	2690	2722	2761	2772	2736	2757	2578	2594	+1%
	White powder (Crystal)	4322	4540	4541	4539	4490	4552	4596	4638	4631	4563	4596	4368	4379	+0.3%
Hirat	Morphine	1058	1078	1028	1056	1103	1429	1442	1500	1364	1364	1364	1304	1277	-2%
	White powder	1538	1650	1574	1612	1645	1810	1827	1900	1636	1545	1636	1565	1362	-13%
	Off- white coarse powder (Crystal)	2115	2184	2083	2121	2150	2200	2221	2310	2091	1818	1909	1826	1702	-7%
Kandahar	Morphine	2340	2450	2440	2450	2790	2850	2847	2906	2900	2879	2914	2848	2852	+0.1%
	White powder (Crystal)	3020	3700	3650	3680	4170	4155	4140	4342	4338	4282	4223	4057	4041	-0.4%
	Off- white powder (Batan) - high quality	1955	2000	2045	2040	2140	2124	2117	2183	2175	2141	2141	2092	2078	-1%
	Off- white powder (Batan) - low quality	na	na	na	na	na	na	na	na	na	na	na	na	1385	na
Nangarhar	Bist powder	1725	1728	1678	2035	2311	2546	2588	2607	2976	2521	2479	2678	3005	+12%
	Chara # 1	173	230	202	209	347	231	141	154	143	141	118	116	173	+49%
	Chara # 2	58	58	98	99	116	93	71	71	71	70	83	58	92	+59%
	Khata # 1	115	115	104	105	58	81	94	83	95	117	94	105	92	-12%
	Khata # 2	35	23	40	41	46	58	59	59	24	47	35	58	46	-21%
	White powder (Injection)	3278	3456	4050	4070	4334	4167	5058	4858	4404	4924	4841	5006	5086	+2%
	Off- white powder (Batan)	2358	2880	3298	3256	3467	3241	3764	3673	3452	3693	3660	3726	3930	+5%
Takhar	Off- white powder (Crystal) - 60%	2707	2658	2761	2759	2860	2972	2988	2983	2856	2811	2920	2983	2971	-0.4%

⁹ Simple average of all observations

Graph 4: Prices of different types of heroin in Afghanistan, (US\$/kg), August 2011

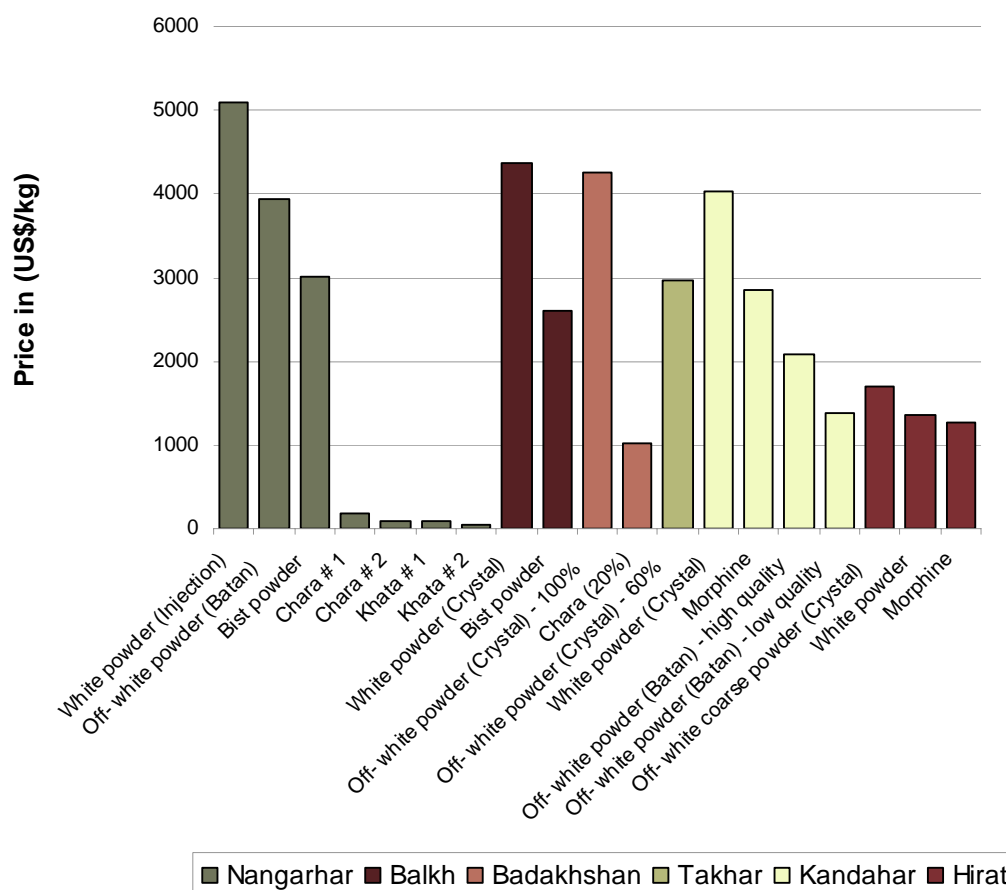


Table 6: Prices of 1 kilogram of different types of Heroin in local currency, July - August 2011

Province	Types of heroin	Local currency	Prices of 1 kg of different types of heroin in local currency		Change (July-August) %
			July-11	Aug-11	
Badakhshan	Chara (20%)	Afghani	na	48,000	na
	Off- white powder (Crystal) - 100%	Afghani	200,000	200,000	0%
Balkh	Bist powder	Afghani	121,000	122,000	+1%
	White powder (Crystal)	Afghani	205,000	206,000	+0.5%
Hirat	Morphine	Iranian Tuman	1,500,000	1,500,000	0%
	White powder	Iranian Tuman	1,800,000	1,600,000	-11%
	Off- white coarse powder (Crystal)	Iranian Tuman	2,100,000	2,000,000	-5%
Kandahar	Morphine	Pakistani Rupee	245,000	247,000	+1%
	White powder (Crystal)	Pakistani Rupee	349,000	350,000	+0.3%
	Off- white powder (Batan) - high quality	Pakistani Rupee	180,000	180,000	0%
	Off- white powder (Batan) - low quality	Pakistani Rupee	na	120,000	na
Nangarhar	Bist powder	Pakistani Rupee	230,000	260,000	+13%
	Chara # 1	Pakistani Rupee	10,000	15,000	+50%
	Chara # 2	Pakistani Rupee	5,000	8,000	+60%
	Khata # 1	Pakistani Rupee	9,000	8,000	-11%
	Khata # 2	Pakistani Rupee	5,000	4,000	-20%
	White powder (Injection)	Pakistani Rupee	430,000	440,000	+2%
Takhar	Off- white powder (Batan)	Pakistani Rupee	320,000	340,000	+6%
Takhar	Off- white powder (Crystal) - 60%	Pakistani Rupee	140,000	140,000	0%

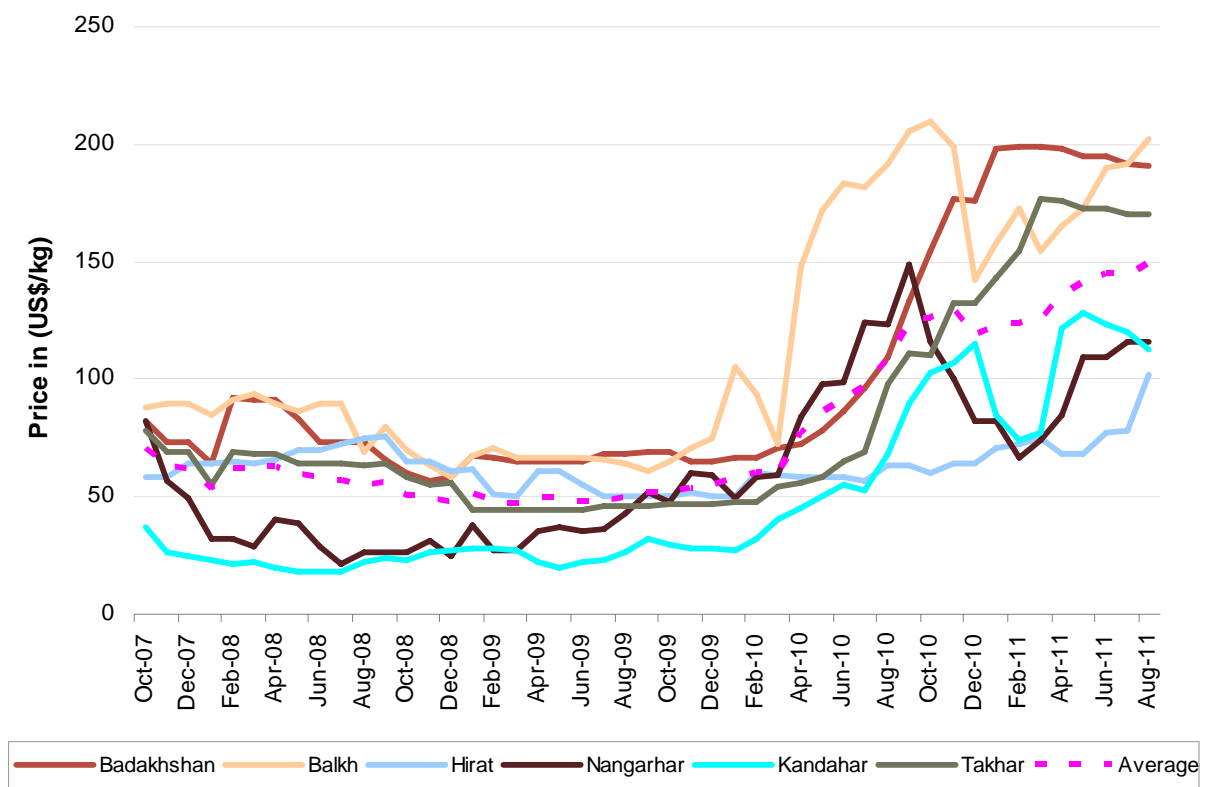
CANNABIS RESIN:

There are mainly three types of cannabis resin available in Afghanistan namely Garda # 1, # 2 and # 3 with quality as best, moderate and fair respectively. Garda # 1 (Jooshi) in Balkh province is the most expensive cannabis resin because of its best quality.

Table 7: Prices of different types of cannabis resin in Afghanistan, (US\$/kg), August 2010 to August 2011

Province	Types of cannabis resin	Aug-10	Sep-10	Oct-10	Nov-10	Dec-10	Jan-11	Feb-11	Mar-11	Apr-11	May-11	Jun-11	Jul-11	Aug-11
Badakhshan	Garda # 1 (Shirak)	109	133	155	177	176	198	199	199	198	195	195	192	191
Balkh	Garda # 1 (Jooshi)	192	206	210	199	142	158	173	155	165	173	190	192	202
	Garda # 2 (Morchajosh)	142	151	155	143	109	128	137	133	141	151	162	170	181
Hirat	Garda # 1	63	63	60	64	64	71	72	75	68	68	77	78	102
	Garda # 2	53	53	51	56	56	62	63	65	59	59	64	70	81
Kandahar	Garda # 1	68	90	103	107	115	85	74	77	122	128	123	120	113
	Garda # 2	na	na	na	na	na	na	na	na	na	na	na	na	84
	Garda # 3	na	na	na	na	na	na	na	na	na	na	na	na	52
Nangarhar	Garda # 1	123	149	116	100	82	82	67	74	85	109	109	116	116
	Garda # 2	74	91	54	58	57	35	35	34	41	54	54	58	58
	Garda # 3	33	33	29	29	33	12	17	17	12	21	21	25	25
Takhar	Garda # 1 (Shirak)	98	111	110	132	132	143	155	177	176	173	173	170	170

Graph 5: Average¹⁰ price of cannabis resin (Garda # 1, best quality) in US\$/kg, October 2007 to August 2011



¹⁰ Simple average of all observations

Graph 6: Prices of different types of cannabis resin in Afghanistan, (US\$/kg), August 2011

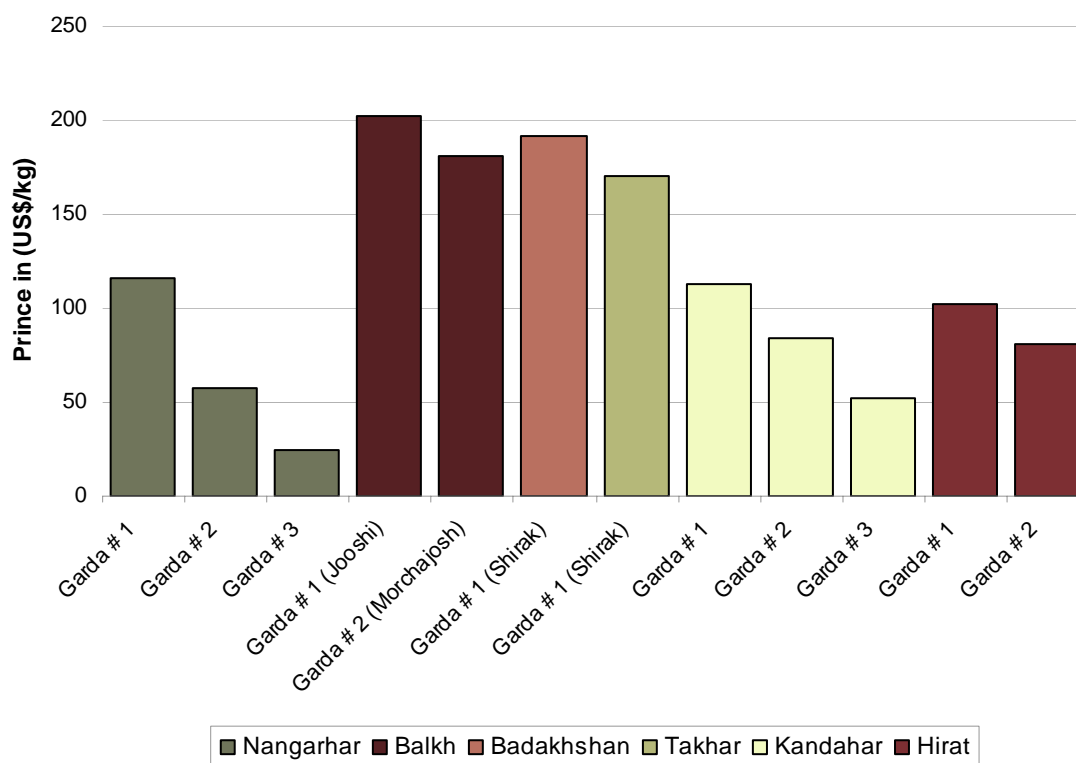


Table 8: Prices of 1 kilogram of different types of cannabis resin in Afghanistan in local currency, July - August 2011

Province	Types of cannabis resin	Local currency	Prices of 1 kg of different types of cannabis resin in local currency		Change (July-August) %
			Jul-11	Aug-11	
Badakhshan	Garda # 1 (Shirak)	Afghani	9000	9000	0%
Balkh	Garda # 1 (Jooshi)	Afghani	9000	9500	+6%
	Garda # 2 (Morchajosh)	Afghani	8000	8500	+6%
Hirat	Garda # 1	Iranian Tuman	90000	120000	+33%
	Garda # 2	Iranian Tuman	80000	95000	+19%
Kandahar	Garda # 1	Pakistani Rupee	10300	9800	-5%
	Garda # 2	Pakistani Rupee	na	7300	na
	Garda # 3	Pakistani Rupee	na	4500	na
Nangarhar	Garda # 1	Pakistani Rupee	10000	10000	0%
	Garda # 2	Pakistani Rupee	5000	5000	0%
	Garda # 3	Pakistani Rupee	2142	2142	0%
Takhar	Garda # 1 (Shirak)	Afghani	8000	8000	0%

LICIT CROPS:

Prices of wheat, cotton and saffron collected in six provinces of Afghanistan are shown in below tables.

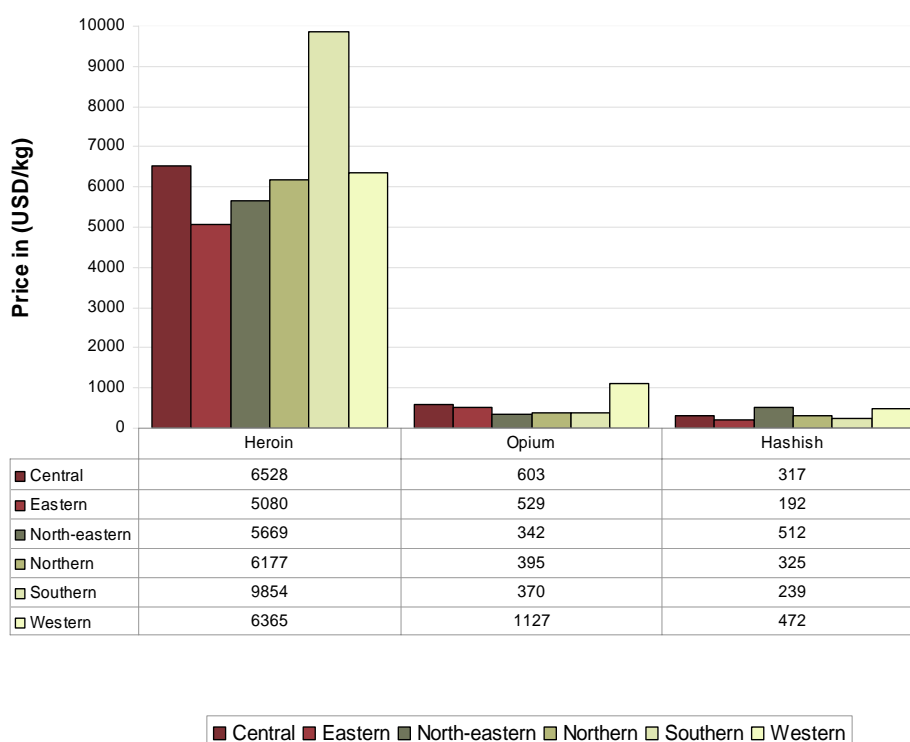
Table 9: Prices of wheat, cotton and saffron in Afghanistan in local currency, August 2011

Province	Types of crops	Price in Pakistani Rupee (PRs)	Price in Afghani (AFs)	Price in (US\$)
Badakhshan	Wheat	-	21	0.4
Balkh	Saffron	-	65,000	1382
	Wheat	-	20	0.4
	Cotton	-	70	1.5
Hirat	Wheat	-	16	0.3
	Saffron	-	65,000	1379
	Cotton	-	75	1.6
Kandahar	Wheat	51	-	0.6
	Cotton	160	-	1.8
Nangarhar	Wheat	31	-	0.4
	Cotton	257	-	3.0
Takhar	Wheat	-	20	0.4

PRICES OF HEROIN, OPIUM AND HASHISH AT CONSUMER LEVEL:

The consumer prices of heroin, opium and hashish collected in different regions of Afghanistan are as below. The quality of product varies in different regions.

Graph 7: Regional average¹¹ prices of heroin, opium and hashish at consumer level in (US\$/Kg)



¹¹ Simple average of all observations

Table 10: Average¹² prices of Heroin, Opium and Hashish at consumer level in Afghanistan, (US\$/kg)

Types of drugs	Average prices in (US\$/kg)							
	Jan-11	Feb-11	Mar-11	Apr-11	May-11	Jun-11	Jul-11	Aug-11
Heroin	6947	6695	6606	6614	5901	6093	6131	6420
Opium	492	495	491	495	519	518	420	577
Hashish	293	298	290	291	302	306	344	340

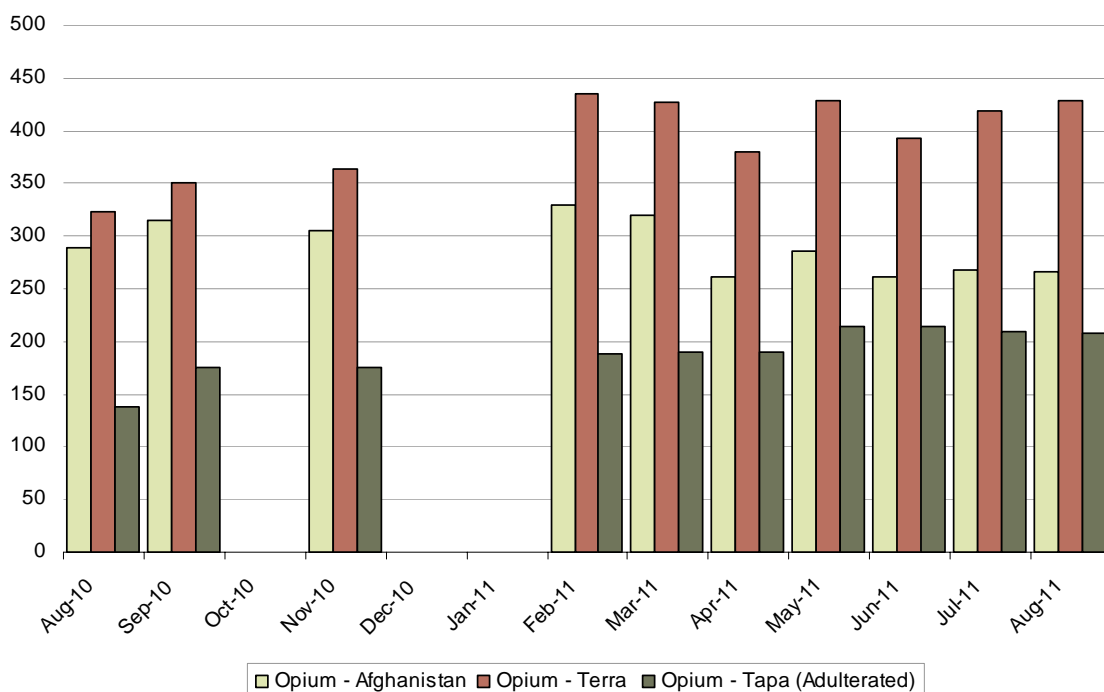
PRICES OF DRUGS IN PESHAWAR, PAKISTAN:

UNODC regional office in Peshawar, Pakistan reported the prices of different types of opium, heroin and hashish.

OPIUM:

There are three types of dry opium namely Opium - Afghanistan (opium of Afghanistan), Opium - Terra and Opium - Tapa (adulterated) available in Peshawar, Pakistan.

Graph 8: Prices of different types of opium in Peshawar, Pakistan in (US\$/kg), August 2010 to August 2011



Note: Prices for October, December 2010 and January 2011 are not available.

Table 11: Prices of different types of opium in Peshawar, Pakistan in (US\$/Kg):

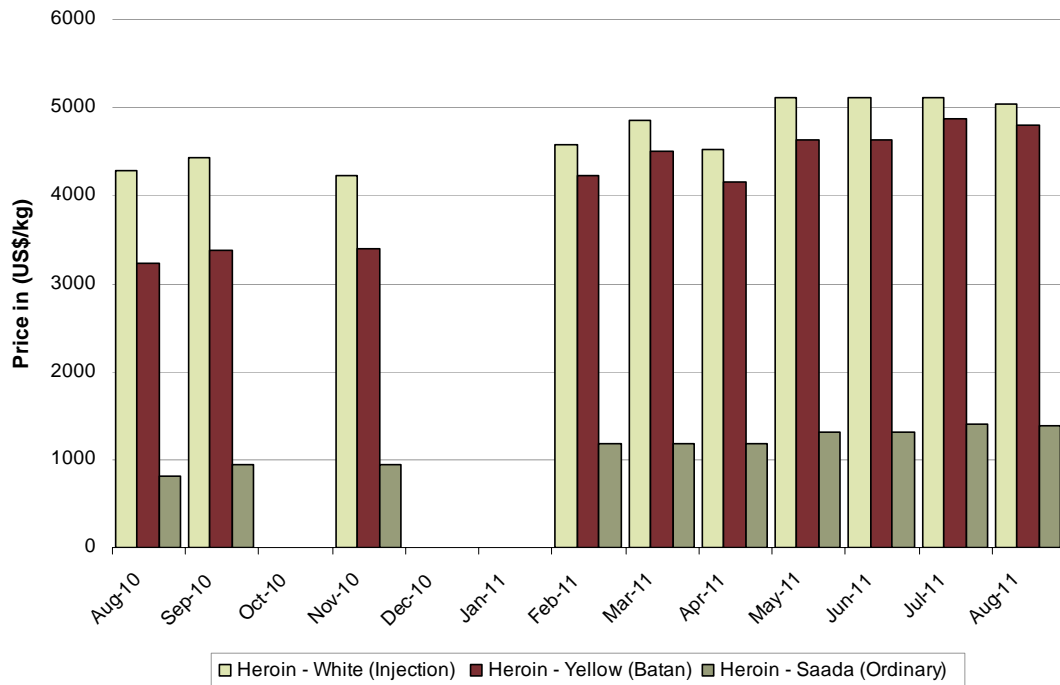
Types of opium	Aug-10	Sep-10	Oct-10	Nov-10	Dec-10	Jan-11	Feb-11	Mar-11	Apr-11	May-11	Jun-11	Jul-11	Aug-11	Change (July-August) %
Opium - Afghanistan	289	315	na	305	na	na	329	320	261	286	262	267	266	-1%
Opium - Terra	324	350	na	364	na	na	435	427	380	428	393	418	428	+0.02
Opium - Tapa (adulterated)	139	175	na	176	na	na	188	190	190	214	214	209	208	-1%

¹² Simple average of all observations

HEROIN:

There are three types of heroin namely White (Injection), Yellow (Batan) and Saada (Ordinary) available in Peshawar, Pakistan. White (injection) is the most expensive one.

Graph 9: Prices of different types of heroin in Peshawar, Pakistan in (US\$/kg), August 10 to August 2011



Note: Prices for October, December 2010 and January 2011 are not available.

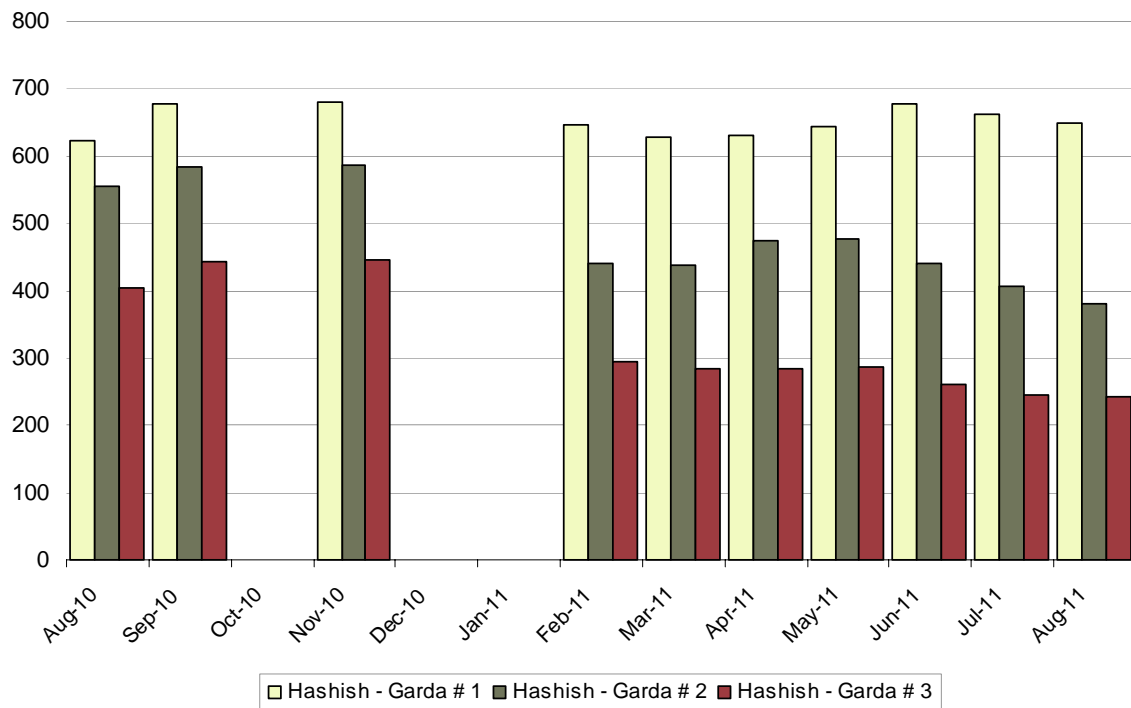
Table 12: Prices of different types of heroin in Peshawar, Pakistan in (US\$/Kg):

Types of heroin	Aug-10	Sep-10	Oct-10	Nov-10	Dec-10	Jan-11	Feb-11	Mar-11	Apr-11	May-11	Jun-11	Jul-11	Aug-11	Change (July-August) %
Heroin - Saada (Ordinary)	809	934	na	939	na	na	1175	1186	1188	1309	1309	1395	1388	-1%
Heroin - White (Injection)	4276	4437	na	4226	na	na	4582	4863	4516	5115	5115	5114	5031	-2%
Heroin - Yellow (Batan)	3236	3386	na	3404	na	na	4230	4508	4160	4640	4639	4882	4800	-2%

HASHISH:

There are three types of hashish namely Hashish - Garda # 1, # 2 and # 3 available in Peshawar, Pakistan.

Graph 10: Prices of different types of hashish in Peshawar, Pakistan in (US\$/kg), August 2010 to August 2011



Note: Prices for October, December 2010 and January 2011 are not available.

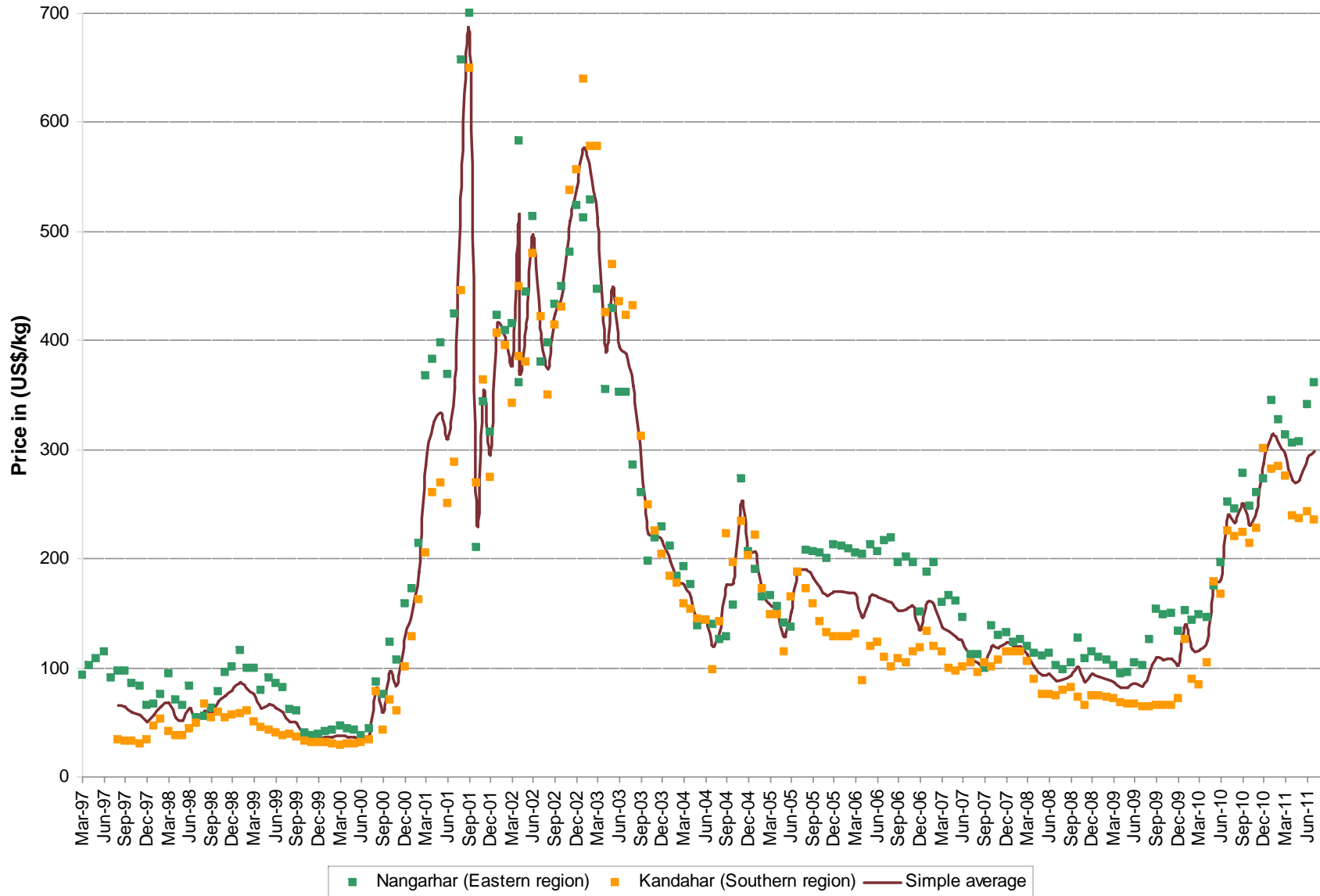
Table 13: Prices of different types of Hashish in Peshawar, Pakistan in (US\$/Kg):

Types of hashish	Aug-10	Sep-10	Oct-10	Nov-10	Dec-10	Jan-11	Feb-11	Mar-11	Apr-11	May-11	Jun-11	Jul-11	Aug-11	Change (July-August) %
Hashish - Garda # 1	624	677	na	681	na	na	646	629	630	642	678	663	648	-2%
Hashish - Garda # 2	555	584	na	587	na	na	441	439	475	476	440	407	382	-6%
Hashish - Garda # 3	405	444	na	446	na	na	294	285	285	286	262	244	243	-1%

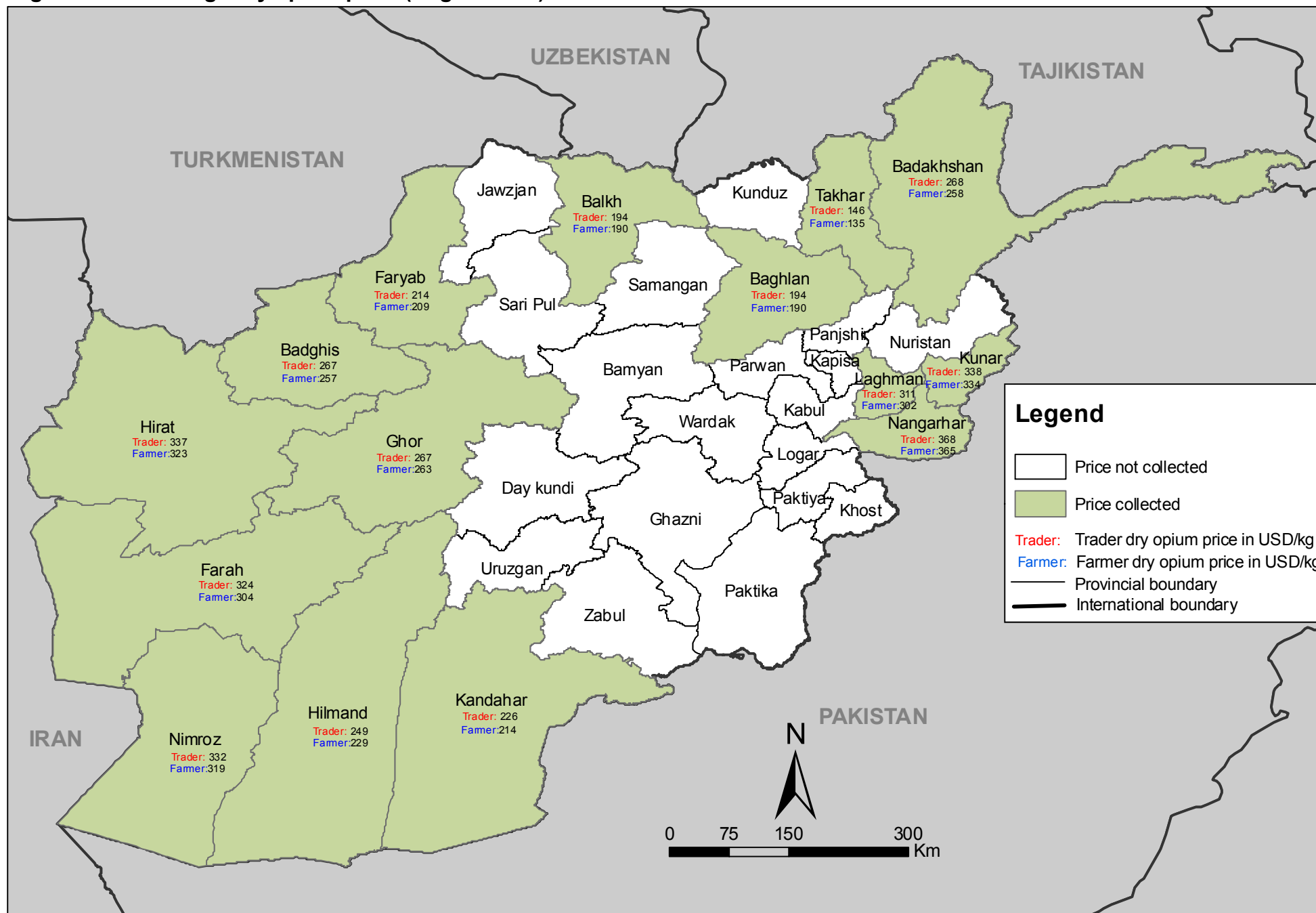
Table 14: Prices of different types of drugs in Peshawar, Pakistan in local currency, (Pak Rupee/kg):

Types of drugs	Price in (Pakistani Rupee)/kg		
	Jul-11	Aug-11	Change (July-August) %
Opium -Afghanistan	23000	23000	0%
Opium -Tapa (Adulterated)	18000	18000	0%
Opium -Terra	36000	37000	+3%
Heroin -White (Injection)	440000	435000	-1%
Heroin -Yellow (Batan)	420000	415000	-1%
Heroin -Saada (Ordinary)	120000	120000	0%
Hashish -Garda # 1	57000	56000	-2%
Hashish -Garda # 2	35000	33000	-6%
Hashish -Garda # 3	21000	21000	0%

Graph 11: Average price of dry opium collected from traders in Nangarhar and Kandahar provinces (US\$/Kg), March 1997 – August 2011



Afghanistan: Average dry opium price (August 2011)



Source: Government of Afghanistan - National monitoring system implemented by MCN / UNODC

Note: The boundaries and names shown and the designations used on this map do not imply official endorsement or acceptance by the United Nations.

Regional grouping of provinces for the opium poppy survey in Afghanistan



Source: Government of Afghanistan - National monitoring system implemented by UNODC
 Note: The boundaries and names shown and the designations used on this map do not imply official endorsement or acceptance by the United Nations.