



**Islamic Republic of Afghanistan
Ministry of Counter Narcotics**



UNODC
United Nations Office on
Drugs and Crime

August 2010 مطابق سنبله ۱۳۸۹ هجری-شمسی

Afghanistan Opium Price Monitoring Monthly Report



**Ministry of Counter Narcotics, Islamic Republic of Afghanistan, Kabul
And
United Nations Office on Drugs and Crime, Kabul**

MCN / UNODC

Afghanistan Opium Price Monitoring, August 2010

Summary

- Opium prices are collected from 15 of 34 provinces. The prices are collected for dry and fresh opium from traders (Trader prices) and farmers (farm gate prices). Heroin and cannabis resin prices are also collected from six province of Afghanistan and Peshawar, the nearest town in Pakistan.

- Dry opium prices**

Dry Opium	August- 09	August-10	Increase/ Decrease (%)
Farm gate price (US\$/Kg)	73	202	177%
Trader price (US\$/Kg)	79	209	165%

- Fresh opium prices**

Fresh Opium	August- 09	August-10	Increase/ Decrease (%)
Farm gate price (US\$/Kg)	53	161	204%
Trader price (US\$/Kg)	61	172	182%

- Heroin and cannabis resin prices in Afghanistan**

Afghanistan	August- 09	August-10	Increase/ Decrease (%)
Heroin price (US\$/Kg)	2151	3043	41%
Cannabis resin price (US\$/Kg)	50	109	118%

- Heroin and Hashish prices in Peshawar, Pakistan**

Peshawar, Pakistan	August- 09	August-10	Increase/ Decrease (%)
Heroin price (US\$/Kg)	2412	4276	77%
Hashish price (US\$/Kg)	302	624	107%

DRY OPIUM:

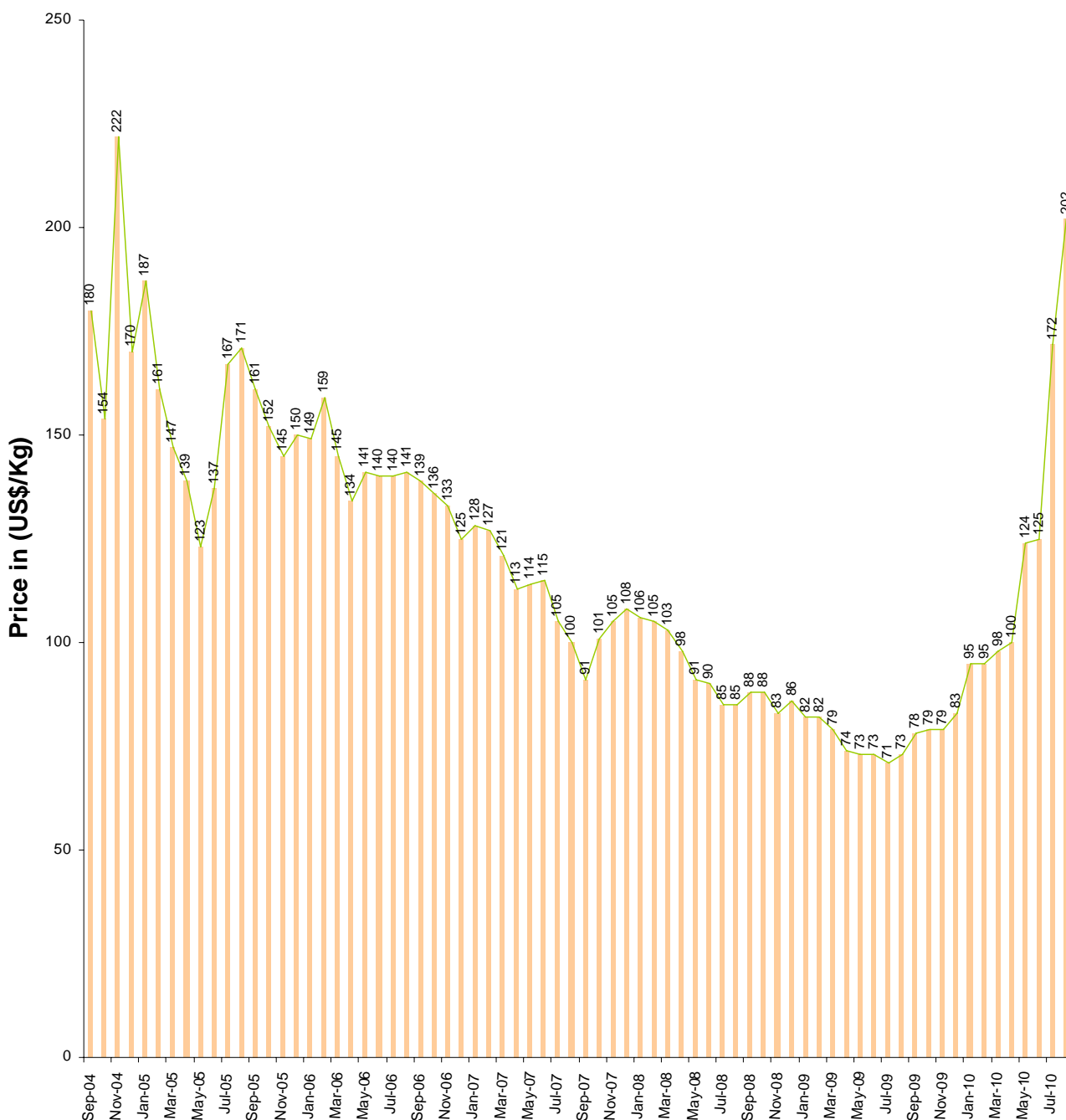
FARM GATE PRICE:

At the end of August 2010, the national average price for one kilogram of dry opium in Afghanistan at the farm gate level was **US\$ 202/kg** with **17%** increase compared to price reported in July 2010 (**US\$ 172/kg**). The dry opium price at the farm gate level has increasing trend since July 2009. The price is getting close to the highest price reported since September 2004 which was in November 2004 (**US\$ 222/kg**).

The further increase in the price of dry opium at the farm-gate level is due to continuous very high demand for opium and relatively less availability of opium in the market.

The average dry opium price is **177%** higher than the price reported in August 2009 which was **US\$ 73/kg**.

Graph 1: ¹ Average price of dry opium from September 2004 to August 2010



¹ Simple average of all observations

TRADER PRICE:

At the end of August 2010, the national average dry opium price collected from traders was **US\$ 209/kg** with **12%** increase compared to the price reported in July 2010 (**US\$ 187/kg**).

The average dry opium price is **166%** higher than the price reported in August 2009 which was **US\$ 79/kg**.

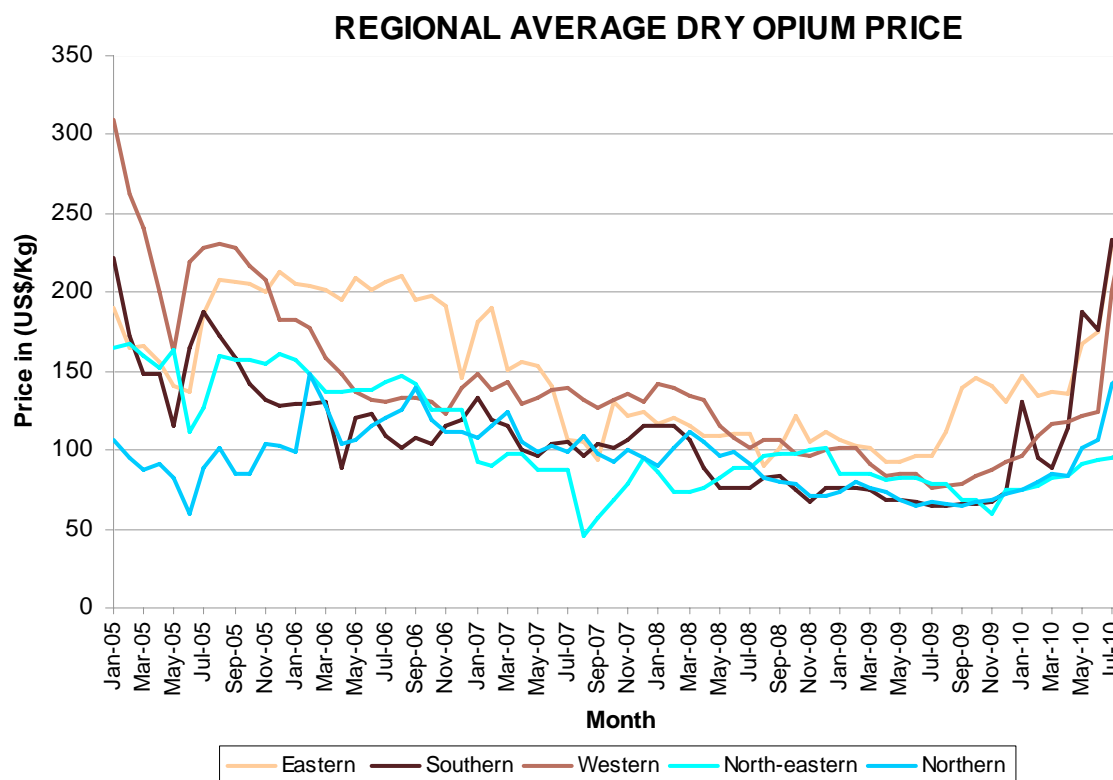
Dry opium price collected from traders has increased by 26%, 7%, 7% in Western, North-eastern and Northern regions respectively. Prices has decreased slightly by 2% in Eastern region and Southern region.

The further increase in the price of dry opium at the trader level is due to continuous very high demand for opium and relatively less availability of opium in the market.

Table 1: Regional average² price of dry opium collected from traders (US\$/Kg)

Region	Price of Dry Opium (USD/Kg)		
	Jul-10	Aug-10	Change
Eastern region (Kunar, Laghman, Nangarhar)	230	227	-2%
Southern region (Hilmand, Kandahar)	233	228	-2%
Western region (Badghis, Farah, Ghor, Hirat, Nimroz)	201	254	26%
North-eastern region (Badakhshan, Takhar)	95	102	7%
Northern region (Balkh, Faryab, Kunduz)	142	151	7%
Average	187	209	12%

Graph 2: Regional average² price of dry opium from traders (January 2005- August 2010)



² Simple average of all observations

Graph 3: Provincial average price of dry opium collected from traders, US\$/Kg (Jan 2010 - Aug 2010)

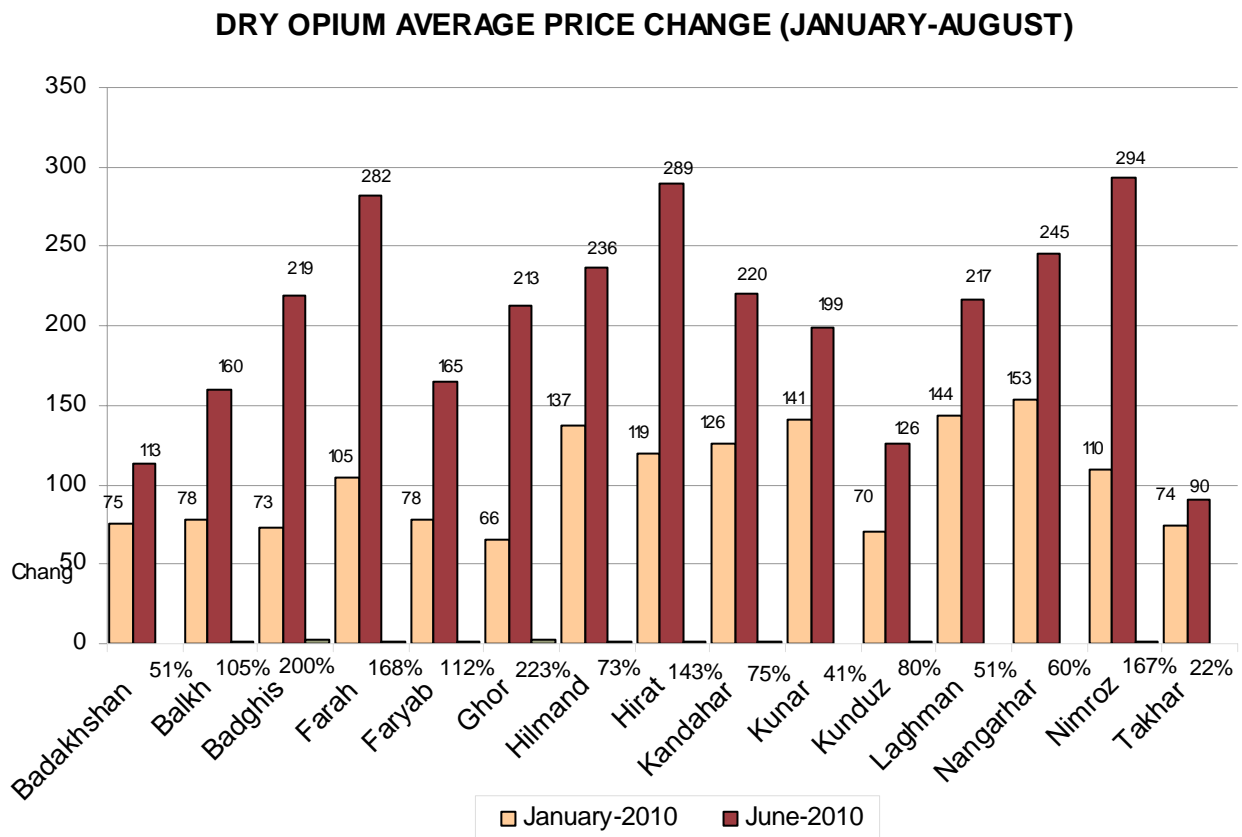


Table 2: Price of Afghanistan dry opium in Peshawar, Pakistan (US\$/Kg):

	Aug-09	Sep-09	Oct-09	Nov-09	Dec-09	Jan-10	Feb-10	Mar-10	Apr-10	May-10	Jun-10	Jul-10	Aug-10
Dry Opium	145	156	180	143	153	139	198	207	213	326	233	291	289

FRESH OPIUM:

At the end of August 2010, the national average price of fresh opium was **US\$ 161/kg** at farm gate level with **9%** increase and **US\$ 172/kg** at trader level with **9%** increase compared to the prices reported last month (**US\$ 148/kg** and **US\$ 158/kg**) respectively. Fresh opium has increasing trend since November 2009.

HEROIN:

MCN (Ministry of Counter Narcotics) and UNODC regional offices in Afghanistan and Pakistan reported the prices for Heroin as below (prices of best quality considered).

Table 3: Heroin Price in Afghanistan and Pakistan (US\$/Kg)

Afghanistan	Aug-09	Sep-09	Oct-09	Nov-09	Dec-09	Jan-10	Feb-10	Mar-10	Apr-10	May-10	Jun-10	Jul-10	Aug-10
Badakhshan	2495	2526	2536	2539	2539	2633	2610	2595	2664	2736	2743	2715	2816
Balkh	2700	2650	2700	2750	2800	3000	3100	3150	3300	3900	4000	4169	4322
Hirat	1499	1509	1505	1508	1509	1514	1539	1535	1505	1602	1650	1905	2115
Nangarhar	1749	1866	1857	1853	1769	1847	2510	2541	2186	2517	2955	3194	3278
Kandahar	2265	2270	2275	2280	2320	2640	3200	2990	2280	2310	2350	3023	3020
Takhar	2196	2223	2232	2234	2234	2317	2296	2226	2326	2586	2592	2602	2707
Average	2151	2174	2184	2194	2195	2325	2543	2506	2377	2609	2715	2935	3043

Pakistan	Aug-09	Sep-09	Oct-09	Nov-09	Dec-09	Jan-10	Feb-10	Mar-10	Apr-10	May-10	Jun-10	Jul-10	Aug-10
Peshawar	2412	2400	2636	2152	2234	2251	2568	2364	2479	2909	2909	3255	4276

Heroin price has increasing trend since April 2010 in Afghanistan and since March 2010 in Pakistan.

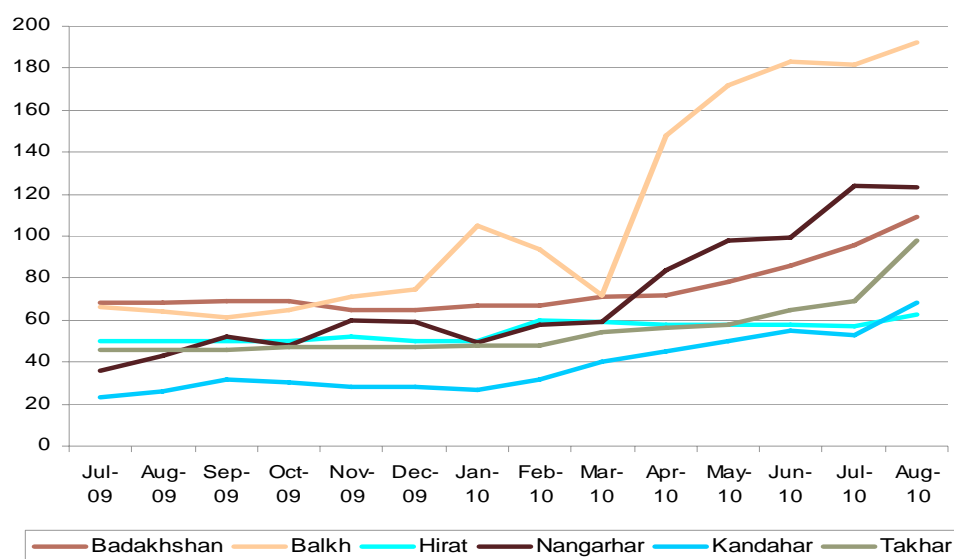
CANNABIS RESIN:

MCN (Ministry of Counter Narcotics) and UNODC regional offices in Afghanistan and Pakistan reported the prices for cannabis resin and hashish respectively as below (prices of best quality considered).

Table 4: Cannabis resin price in Afghanistan (US\$/Kg)

Afghanistan	Aug-09	Sep-09	Oct-09	Nov-09	Dec-09	Jan-10	Feb-10	Mar-10	Apr-10	May-10	Jun-10	Jul-10	Aug-10
Badakhshan	68	69	69	65	65	67	67	71	72	78	86	96	109
Balkh	64	61	65	71	75	105	94	72	148	172	183	182	192
Hirat	50	50	50	52	50	50	60	59	58	58	58	57	63
Nangarhar	43	52	48	60	59	49	58	59	84	98	99	124	123
Kandahar	26	32	30	28	28	27	32	40	45	50	55	53	68
Takhar	46	46	47	47	47	48	48	54	56	58	65	69	98
Average	50	52	52	54	54	58	60	59	77	86	91	97	109

Graph 4: Average price of cannabis resin, US\$/Kg (July 2009 – August 2010)



Cannabis resin price was stable till December 2009 but after January 2010 it has increasing trends.

Table 5: Hashish price in Peshawar, Pakistan (US\$/Kg)

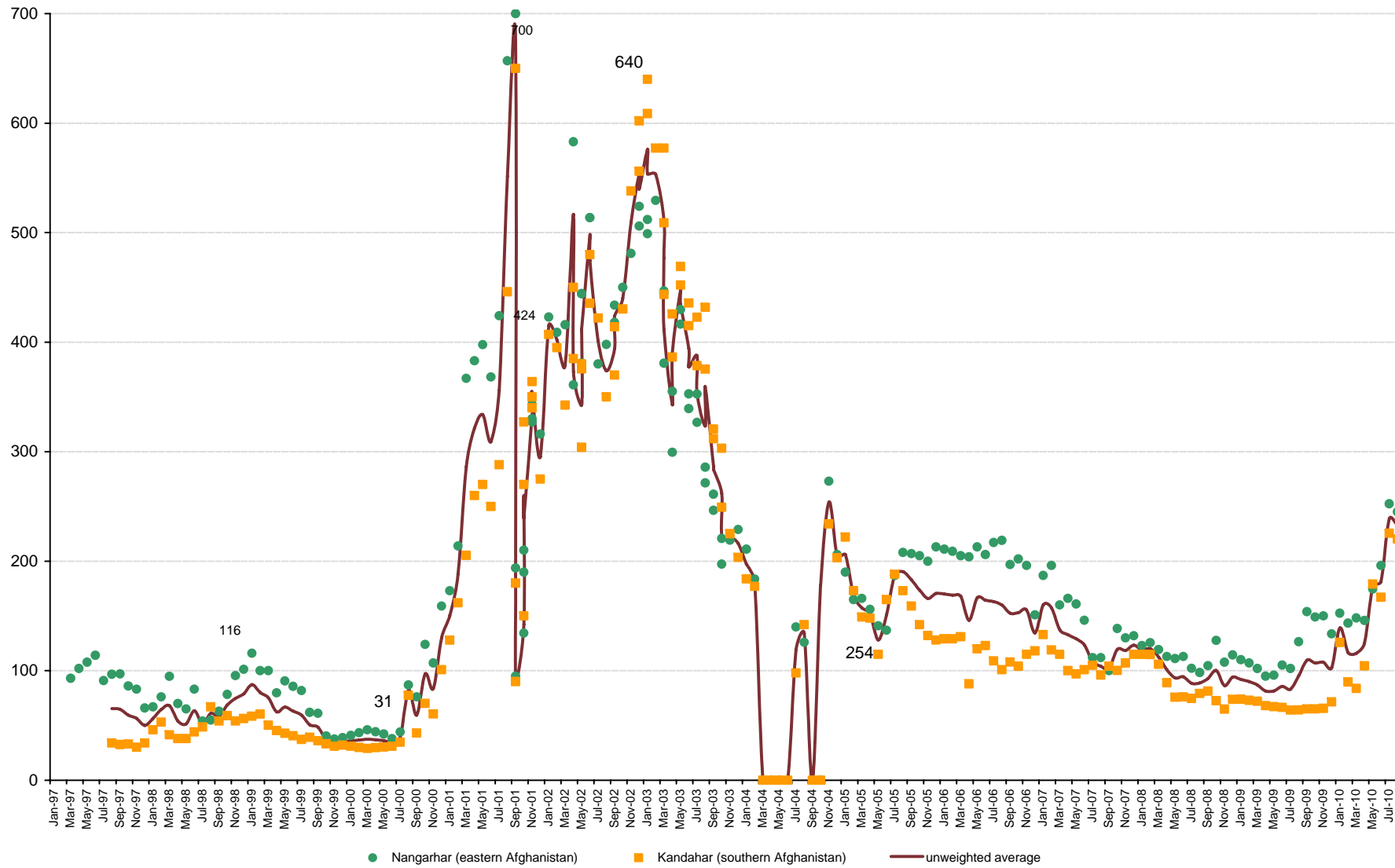
Pakistan	Aug-09	Sep-09	Oct-09	Nov-09	Dec-09	Jan-10	Feb-10	Mar-10	Apr-10	May-10	Jun-10	Jul-10	Aug-10
Peshawar	302	336	312	227	200	254	374	473	531	582	582	523	624

Table 6: Number of observations of dry and fresh opium prices

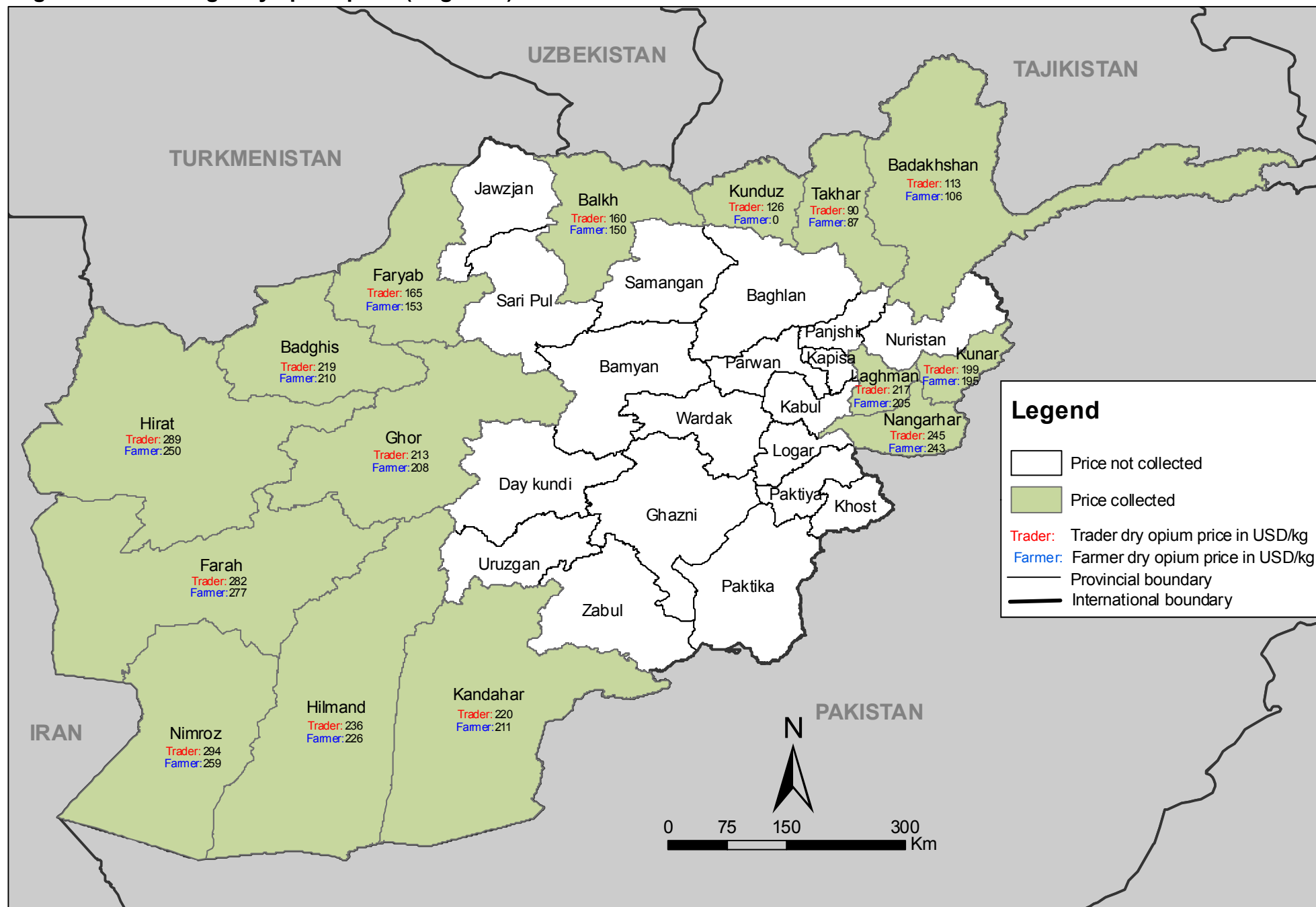
	Number of observations (n)		Number of provinces price collected
	Farm-gate price	Trader price	
Dry Opium	199	176	15
Fresh Opium	174	174	13

Graph 5:

Average price of dry opium in Nangarhar and Kandahar provinces collected from traders (US\$/kg), March 1997 - August 2010



Afghanistan: Average dry opium price (Aug 2010)



Source: Government of Afghanistan - National monitoring system implemented by MCN / UNODC

Note: The boundaries and names shown and the designations used on this map do not imply official endorsement or acceptance by the United Nations.

Regional grouping of provinces for the opium poppy survey in Afghanistan



Source: Government of Afghanistan - National monitoring system implemented by UNODC
 Note: The boundaries and names shown and the designations used on this map do not imply official endorsement or acceptance by the United Nations.