



**Islamic Republic of Afghanistan
Ministry of Counter Narcotics**



UNODC
United Nations Office on
Drugs and Crime

مطابق ثور ۱۳۸۹ هجری-شمسی April 2010

Afghanistan Opium Price Monitoring Monthly Report



**Ministry of Counter Narcotics, Islamic Republic of Afghanistan, Kabul
And
United Nations Office on Drugs and Crime, Kabul**

Summary

- Opium prices are collected from 15 of 34 provinces. The prices are collected for dry and fresh opium from traders (Trader prices) and farmers (farm gate prices). Heroin and cannabis resin prices are also collected from six province of Afghanistan and Peshawar, the nearest town in Pakistan.

- Dry opium prices**

Dry Opium	Apr - 09	Apr-10	Increase/Decrease (%)
Farm gate price (US\$/Kg)	74	100	35%
Trader price (US\$/Kg)	79	110	39%

- Fresh opium prices**

Fresh Opium	Apr - 09	Apr -10	Increase/Decrease (%)
Farm gate price (US\$/Kg)	54	85	57%
Trader price (US\$/Kg)	60	91	52%

- Heroin and cannabis resin prices in Afghanistan**

Afghanistan	Apr- 09	Apr-10	Increase/Decrease (%)
Heroin (US\$/Kg)	2150	2377	11%
Cannabis (US\$/Kg)	49	77	57%

- Heroin and Hashish prices in Peshawar, Pakistan**

Peshawar, Pakistan	Apr-09	Apr-10	Increase/Decrease (%)
Heroin (US\$/Kg)	3158	2479	-22%
Hashish (US\$/Kg)	248	531	114%

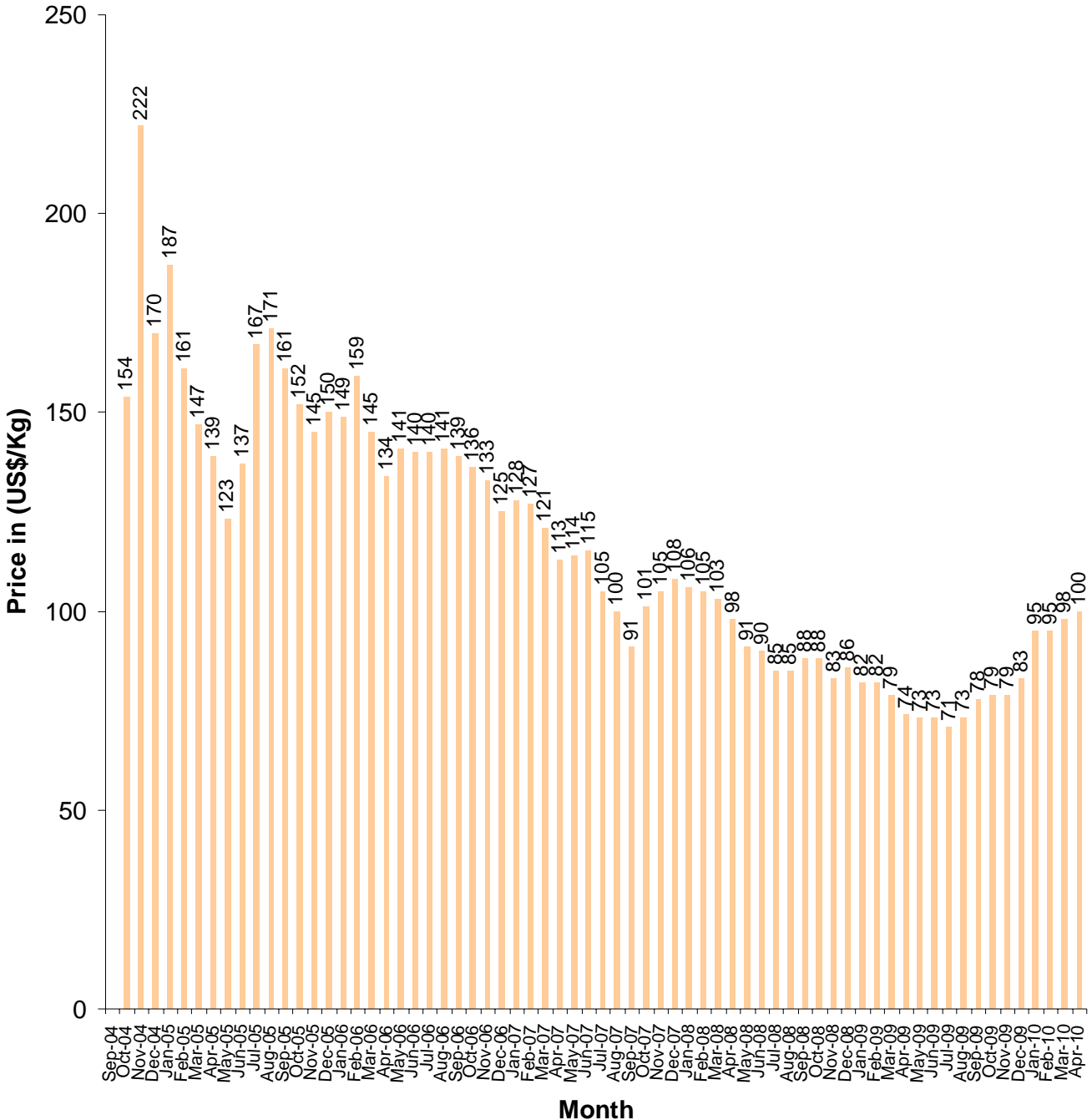
DRY OPIUM:

FARM GATE PRICE:

At the end of April 2010, the national average price for one kilogram of dry opium in Afghanistan at the farm gate level was **US\$ 100/kg** with 2% increase compared to price reported in April 2010 (US\$ 98/kg). The dry opium price at the farm gate level has increasing trend since July 2009

The average dry opium price is 35% higher than the price reported in April 2009 which was US\$ 74/kg.

Graph 1: ¹ Average price of dry opium from September 2004 to April 2010



¹ Simple average of all observations

TRADER PRICE:

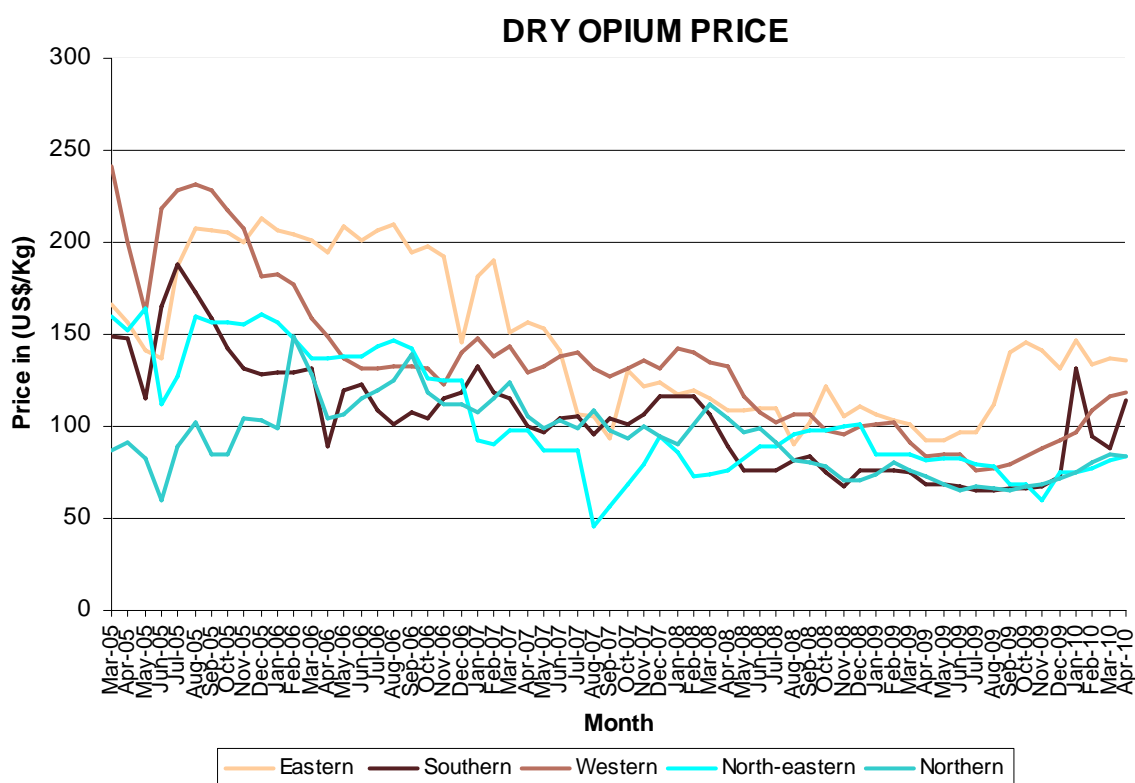
At the end of April 2010, the national average dry opium price collected from traders was **US\$ 110/kg** with 5% increase compared to price reported in last month (US\$ 105/kg).

Dry opium price collected from traders has increased by 28%, 2%, 1% in Southern, North-eastern and Western regions respectively. The trader price of dry opium has decreased by 1% in Eastern region. The high increase in the Southern region is due to disease occurred in opium poppy fields during lancing stage

Table 1: Regional average² price of dry opium collected from traders (US\$/Kg)

Region	Price of Dry Opium (USD/Kg)		
	Mar-10	Apr-10	Change
Eastern region (Kunar, Laghman, Nangarhar)	137	136	-1%
Southern region (Hilmand, Kandahar)	89	114	28%
Western region (Badghis, Farah, Ghor, Hirat, Nimroz)	117	118	1%
North-eastern region (Badakhshan, Takhar)	82	84	2%
Northern region (Balkh, Faryab, Kunduz)	84	84	0%
Average	105	110	5%

Graph 2: Regional average² price of dry opium from traders (January 2005- April 2010)



Since June 2007, prices in the Eastern and Western regions are generally higher than the prices in other regions. Increase in prices in the Eastern and Western regions can be attributed to their strategic positions in trafficking bordering Pakistan and Iran respectively. Prices in Southern, Northern and North-eastern regions are generally lower than other regions since last few years.

² Simple average of all observations

Graph 3: Provincial average price of dry opium collected from traders (January 2010 - April 2010)

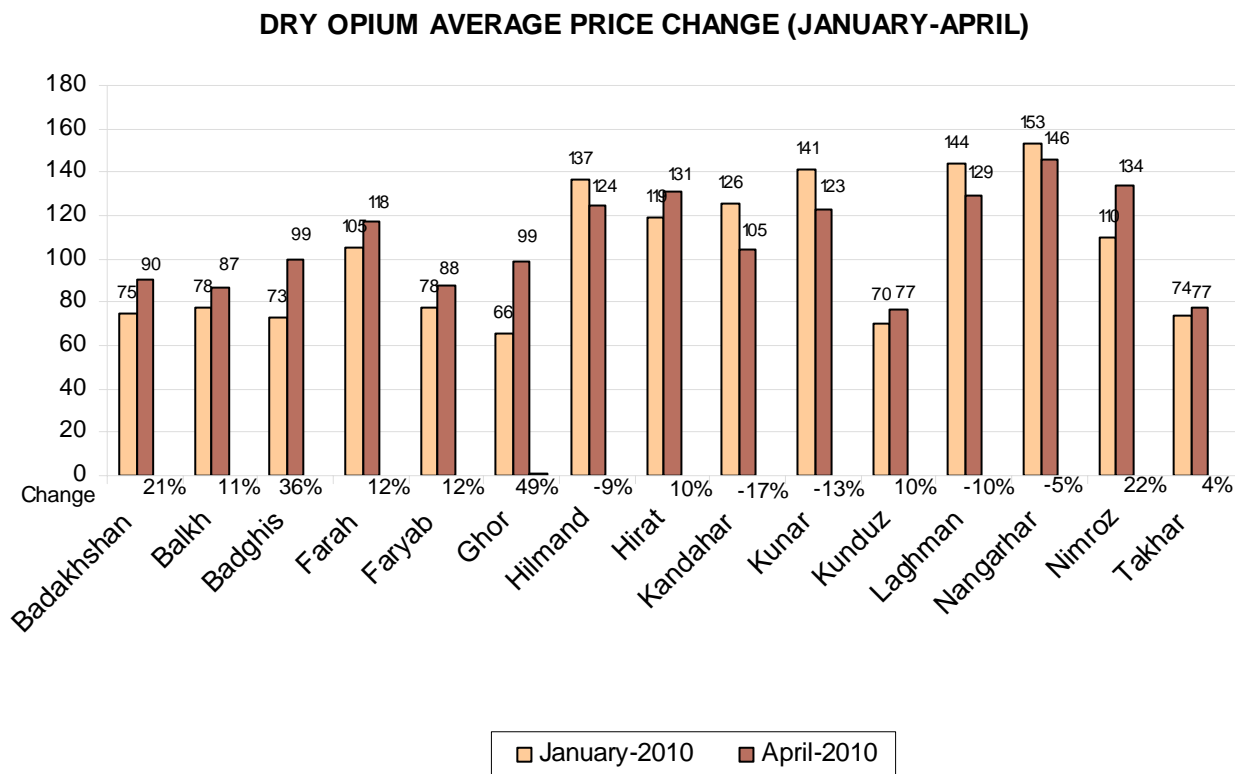


Table 2: Price of Afghanistan dry opium in Pakistan (US\$/Kg):

	Apr-09	May-09	Jun-09	Jul-09	Aug-09	Sep-09	Oct-09	Nov-09	Dec-09	Jan-10	Feb-10	Mar-10	Apr-10
Dry Opium	142	129	111	97	145	156	180	143	153	139	198	207	213

FRESH OPIUM:

At the end of April 2010, the national average price of fresh opium was **US\$ 85/kg** at farm gate level with 8% increase and **US\$ 97/kg** at trader level with 7% increase compared to the prices reported last month (US\$ 79/kg and US\$ 85/kg respectively). Fresh opium prices at farm gate and trader level were well above US\$100/kg till early 2007.

HEROIN PRICES:

MCN & UNODC regional offices in Afghanistan and Pakistan reported below prices for Heroin (prices of best quality considered).

Table 3: Heroin Price in Afghanistan and Pakistan (US\$/Kg)

Afghanistan	Apr-09	May-09	Jun-09	Jul-09	Aug-09	Sep-09	Oct-09	Nov-09	Dec-09	Jan-10	Feb-10	Mar-10	Apr-10
Badakhshan	2383	2383	2383	2512	2495	2526	2536	2539	2539	2633	2610	2595	2664
Balkh	2900	2850	2800	2750	2700	2650	2700	2750	2800	3000	3100	3150	3300
Hirat	1364	1500	1400	1450	1499	1509	1505	1508	1509	1514	1539	1535	1505
Nangarhar	1858	1800	1783	1751	1749	1866	1857	1853	1769	1847	2510	2541	2186
Kandahar	2300	2290	2280	2270	2265	2270	2275	2280	2320	2640	3200	2990	2280
Takhar	2097	2097	2097	2211	2196	2223	2232	2234	2234	2317	2296	2226	2326
Average	2150	2153	2124	2157	2151	2174	2184	2194	2195	2325	2543	2506	2377

Pakistan	Apr-09	May-09	Jun-09	Jul-09	Aug-09	Sep-09	Oct-09	Nov-09	Dec-09	Jan-10	Feb-10	Mar-10	Apr-10
Peshawar	3158	3021	2828	2415	2412	2400	2636	2152	2234	2251	2568	2364	2479

CANNABIS RESIN PRICES:

MCN & UNODC regional offices in Afghanistan and Pakistan reported below prices for cannabis resin and hashish respectively (prices of best quality considered).

Table 4: Cannabis resin price in Afghanistan (US\$/Kg)

Afghanistan	Apr-09	May-09	Jun-09	Jul-09	Aug-09	Sep-09	Oct-09	Nov-09	Dec-09	Jan-10	Feb-10	Mar-10	Apr-10
Badakhshan	65	65	65	68	68	69	69	65	65	67	67	71	72
Balkh	67	67	67	66	64	61	65	71	75	105	94	72	*148
Hirat	61	61	55	50	50	50	50	52	50	50	60	59	58
Nangarhar	35	37	35	36	43	52	48	60	59	49	58	59	84
Kandahar	22	20	22	23	26	32	30	28	28	27	32	40	45
Takhar	44	44	44	46	46	46	47	47	47	48	48	54	56
Average	49	49	48	48	50	52	52	54	54	58	60	59	77

* The 106% increase in the cannabis price in Balkh province is due to very high demand and low cultivation.

Table 5: Hashish price in Pakistan (US\$/Kg)

Pakistan	Apr-09	May-09	Jun-09	Jul-09	Aug-09	Sep-09	Oct-09	Nov-09	Dec-09	Jan-10	Feb-10	Mar-10	Apr-10
Peshawar	248	222	246	242	302	336	312	227	200	254	374	473	531

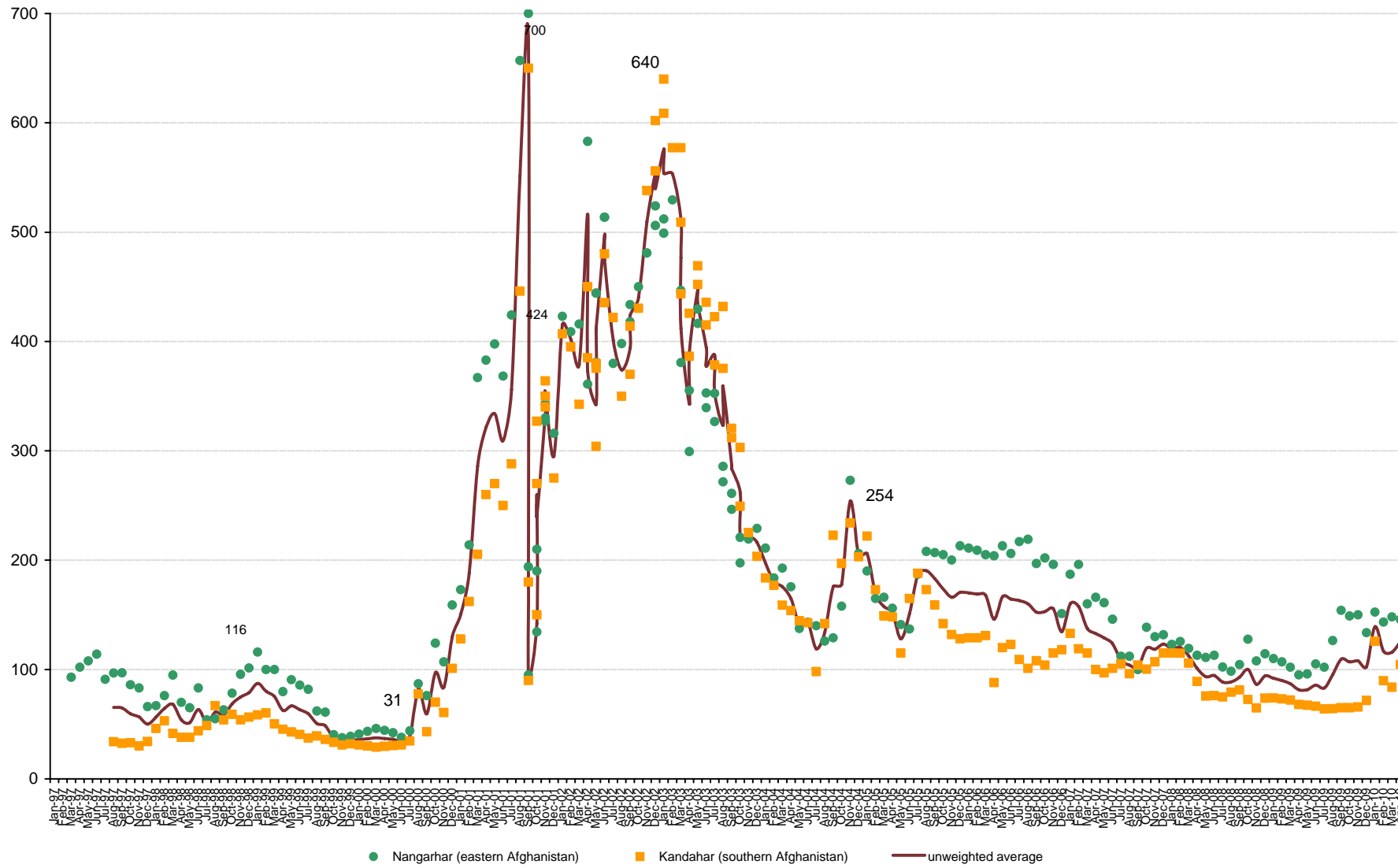
The hashish price in Peshawar has increasing trend since December 2009. The high jump in the price of hashish in April is due to shortage in supply in the markets.

The number of observations for dry and fresh opium prices collected at farm-gate and trader is as below

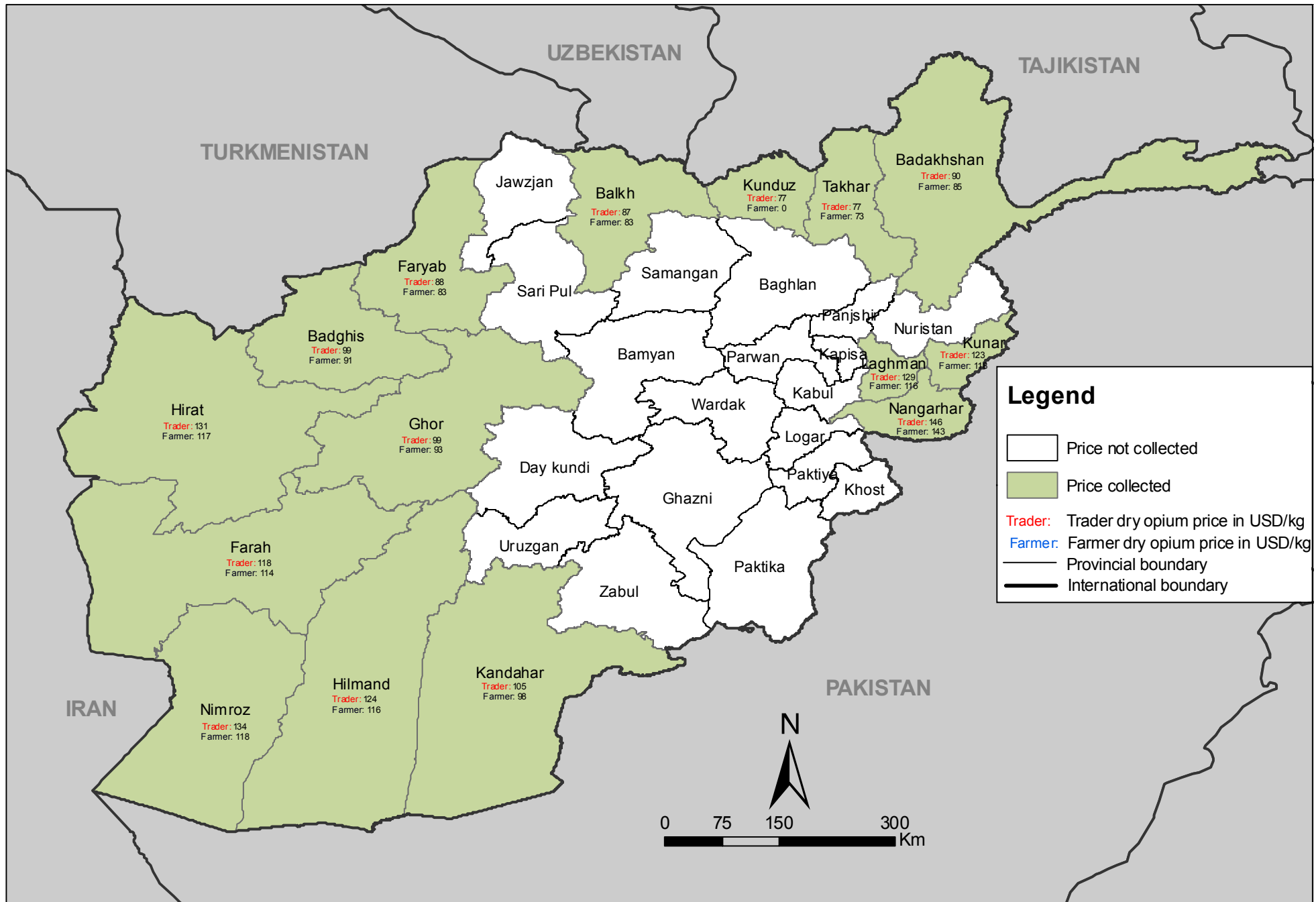
	Number of observations (n)		Number of provinces price collected
	Farm-gate price	Trader price	
Dry Opium	199	187	15
Fresh Opium	140	152	10

Graph 4:

Average price of dry opium in Nangarhar and Kandahar provinces collected from traders (US\$/kg), March 1997 - April 2010



Afghanistan: Average dry opium price (April 2010)



Source: Government of Afghanistan - National monitoring system implemented by MCN / UNODC

Note: The boundaries and names shown and the designations used on this map do not imply official endorsement or acceptance by the United Nations.

Regional grouping of provinces for the opium poppy survey in Afghanistan



Source: Government of Afghanistan - National monitoring system implemented by UNODC
 Note: The boundaries and names shown and the designations used on this map do not imply official endorsement or acceptance by the United Nations.