



**Islamic Republic of Afghanistan  
Ministry of Counter Narcotics**



**UNODC  
United Nations Office on  
Drugs and Crime**

May 2012 مطابق جوزا ۱۳۹۱ هجری- شمسی

## Afghanistan Opium Price Monitoring Monthly Report



**Ministry of Counter Narcotics, Islamic Republic of Afghanistan, Kabul  
And  
United Nations Office on Drugs and Crime, Kabul**

# MCN / UNODC

## Afghanistan Opium Price Monitoring, May 2012

### Summary

- Prices are collected in the last week of every month from around twenty farmers and twenty traders depending on the availability of the farmers and traders. Prices are collected by MCN Survey coordinators generally from different farmers and traders each month; however the price data collection is sourced from a few known farmers and traders as well.
- Opium prices are collected from 18 of 34 provinces namely Badakhshan, Baghlan, Badghis, Balkh, Farah, Faryab, Ghor, Hilmand, Hirat, Kandahar, Kunar, Kunduz, Laghman, Nangarhar, Nimroz, Uruzgan, Takhar and Zabul. The province of Baghlan has been included in the opium price monitoring as of August and the provinces of Uruzgan and Zabul have been included in the opium price monitoring as of September 2011. The prices of dry and fresh opium are collected from farmers (at farm-gate level) and traders (at trader level).
- Different varieties of heroin, morphine and cannabis resin prices are collected from six provinces of Afghanistan namely Badakhshan, Balkh, Hirat, Nangarhar, Kandahar and Takhar.
- As of February 2011, prices of some licit crops such as wheat, saffron, imported and local rice is also collected from six provinces of Afghanistan.
- As of March 2012, prices of poppy, cannabis seeds and acetic anhydride are included in the report as well.
- Different varieties of opium, heroin and hashish prices are also collected for Peshawar the nearest town in Pakistan. Prices are collected and reported by UNODC office in Peshawar, Pakistan.
- As of August 2011, prices are also presented in local currency for convenience of certain analysis; however the national average prices are presented in USD. At the regional level, average prices are reflected in local currency with exception of the Western region since prices are reported in two different currencies.
- Prices are reported in different currencies in different regions. The prices in Eastern region (Kunar, Laghman and Nangarhar) and Southern region (Kandahar, Hilmand, Uruzgan and Zabul) are reported in Pakistani rupees. In Northern (Balkh, Baghlan, Farayb) and North-eastern (Badakhshan, Kunduz, Takhar) regions, the prices are reported in Afghani. However, prices are reported in two different currencies namely Afghani and Iranian Tuman in Western region. The prices are converted in US\$ using the exchange rate from oanda.com site considering the rates on the same date the observation is made.
- **Average<sup>1</sup> price of dry Opium in Afghanistan, (US\$/kg)**

Dry Opium	May-11	May-12	Increase/ Decrease (%)
<i>Farm-gate price (US\$/Kg)</i>	250	219	-12%
<i>Trader price (US\$/Kg)</i>	265	231	- 13%

- **Average<sup>2</sup> price of fresh Opium in Afghanistan, (US\$/kg)**

Fresh Opium	May-11	May-12	Increase/ Decrease (%)
<i>Farm-gate price (US\$/Kg)</i>	211	166	-21%
<i>Trader price (US\$/Kg)</i>	219	172	-21%

<sup>1</sup> Simple average of all observations

<sup>2</sup> Simple average of all observations

- **Average<sup>3</sup> price of Cannabis Resin in Afghanistan, (US\$/kg)**

Types of cannabis resin	May-11	May-12	Increase/ Decrease (%)
<i>Cannabis resin (Garda # 1) price in (US\$/kg)</i>	141	121	-14%
<i>Cannabis resin (Garda # 2) price in (US\$/kg)</i>	88	50	-43%
<i>Cannabis resin (Garda # 3) price in (US\$/kg)</i>	21	20	-5%

- **Heroin (best quality) and Hashish prices in Peshawar, Pakistan (US\$/kg)**

Types of Heroin/Hashish	May-11	May-12	Increase/Decrease (%)
<i>Heroin - White (Injection) price (US\$/kg)</i>	5,115	5,066	-1%
<i>Hashish - (Garda # 1) price (US\$/kg)</i>	642	551	-14%
<i>Hashish - (Garda # 2) price (US\$/kg)</i>	476	418	-12%
<i>Hashish - (Garda # 3) price (US\$/kg)</i>	286	363	+27%

- **Average<sup>4</sup> price of Heroin, Opium and Hashish at consumer level in Afghanistan, (US\$/kg)**

Types of drugs	May-11	May-12	Increase/Decrease (%)
Heroin	5,901	6,414	+9%
Opium	519	494	-5%
Hashish	302	255	-16%

- **Average price of Wheat, Cotton, Saffron, Imported and Local Rice in Afghanistan, (US\$/kg)**

Types of crops	May-11	May-12	Increase/Decrease (%)
Wheat	0.40	0.40	0%
Cotton	2.20	1.7	-24%
Saffron	NA	1,600	-
Rice Imported	NA	1.2	-
Rice Local	NA	0.8	-

<sup>3</sup> Simple average of all observations

<sup>4</sup> Simple average of all observations

- **Average price of poppy and cannabis seeds in Afghanistan, (US\$/kg)**

Types of seeds	Apr-12	May-12	Increase/Decrease (%)
Cannabis seed	0.42	0.50	+19%
Poppy seed	0.66	0.80	+21%

Note: Price for May 2011 is not available.

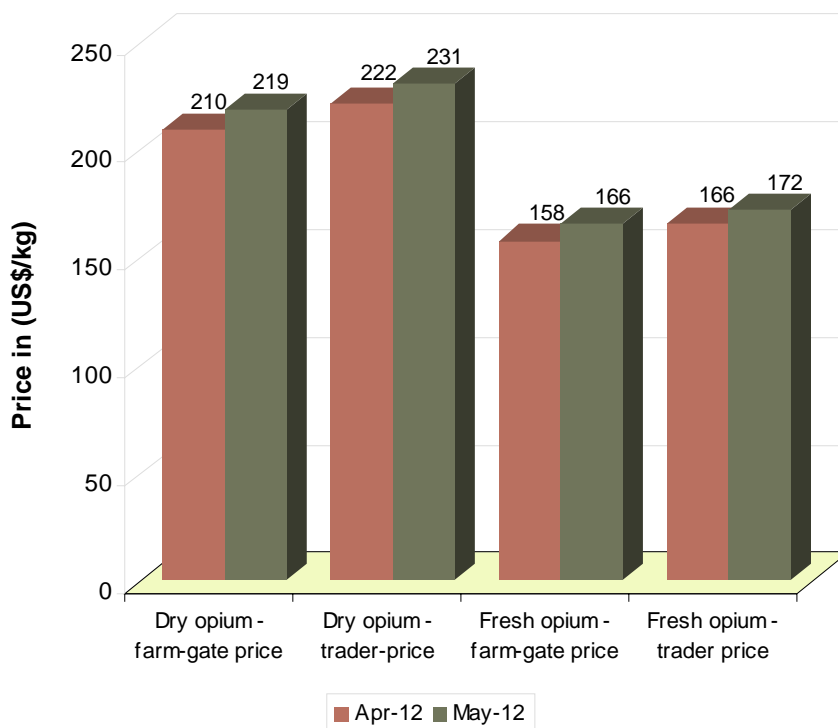
- **Average price of acetic anhydride in Afghanistan, (US\$/Lit )**

Variety of Acetic Anhydride	Apr-12	May-12	Increase/Decrease (%)
Acetic Anhydride - A*	229	232	+1%
Acetic Anhydride - B*	176	176	0%
Acetic Anhydride - C*	168	170	+2%
Acetic Anhydride - D*	193	188	-2%
Acetic Anhydride - E*	165	165	0%
Acetic Anhydride - F*	172	177	+3%

Note: Price for May 2011 is not available:

\* A, B, C, D, E, F represent different variety of Acetic anhydride in Afghanistan.

### Price change of Dry Opium and Fresh Opium between April 2012 and May 2012



## DRY OPIUM:

### FARM-GATE PRICE:

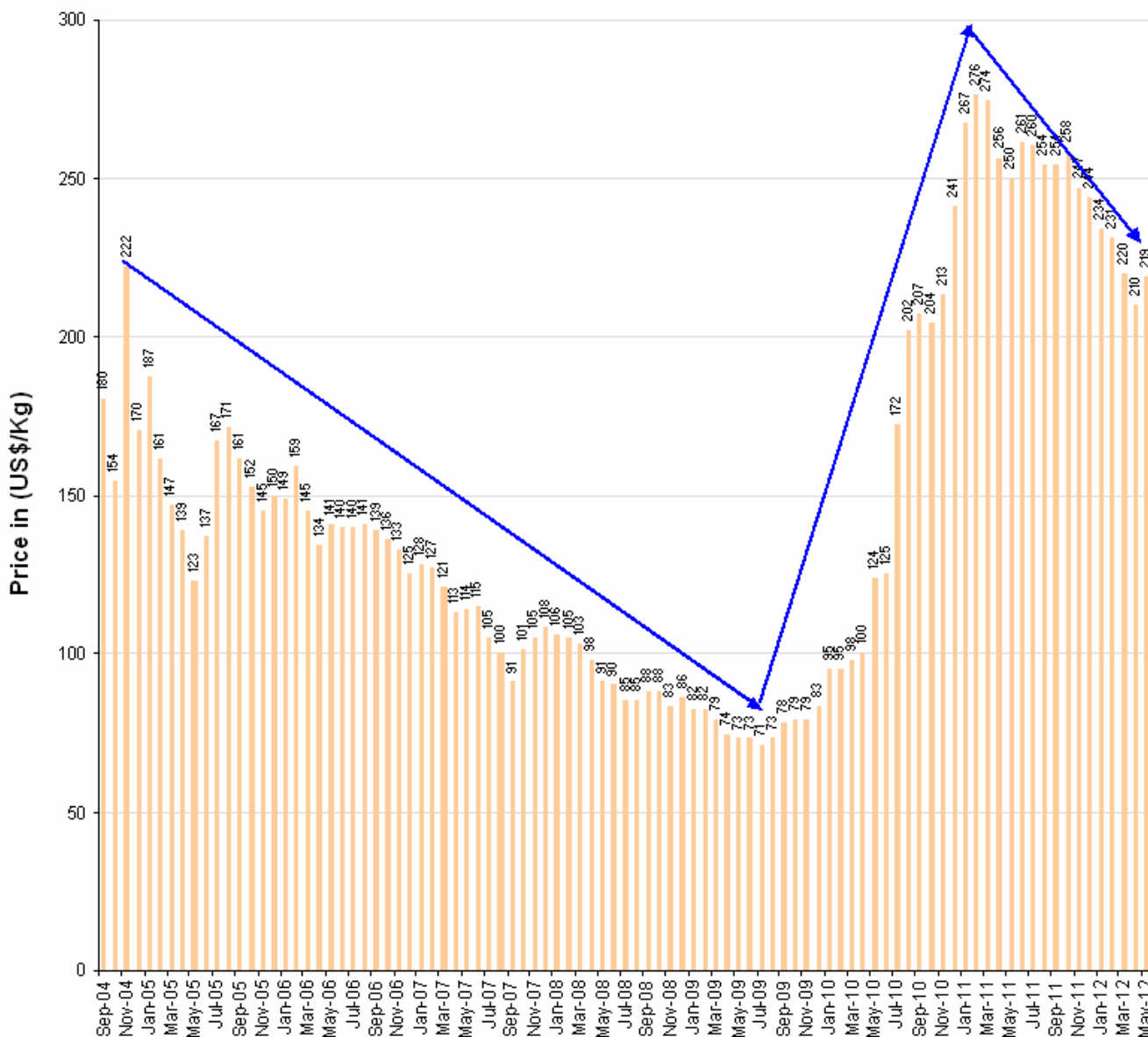
At the end of May 2012, the national average price for one kilogram of dry opium in Afghanistan at the farm-gate level was **US\$ 219/kg** with **4%** increase compared to price reported in April 2012 (**US\$ 210/kg**).

A high increase in opium prices were expected after the harvest season because of the lower yield of opium due to the opium blight, however the sudden severe crackdown on the drug farmers and traders by the law enforcement agencies resulted in an increase of only **4%** as compared to last month.

The average dry opium price at the farm-gate level in May 2012 is **12%** lower than the price reported in May 2011 which was **US\$ 250/kg**.

Price of opium (dry) was not found to be varying in different regions depending on the quality except in Balkh province where another quality of dry opium by the name of **Chaynaki** is available at Farm-gate and trader level. The average price of 1 kilogram of **Chaynaki** dry opium at Farm-gate was reported **US\$ 225/kg** in May 2012 showing an increase of **1%** compared to the price reported in April 2012 (**US\$ 224**).

**Graph 1: National <sup>5</sup>Average price of dry opium at farm-gate level from September 2004 to May 2012**



<sup>5</sup> Simple average of all observations

**TRADER PRICE:**

At the end of May 2012, the national average dry opium price collected from traders was **US\$ 231/kg** with **4 %** increase compared to the price reported in April 2012 (**US\$ 222/kg**).

The average dry opium price at trader level in May 2012 is **13%** lower than the price reported in May 2011 which was **US\$ 265/kg**.

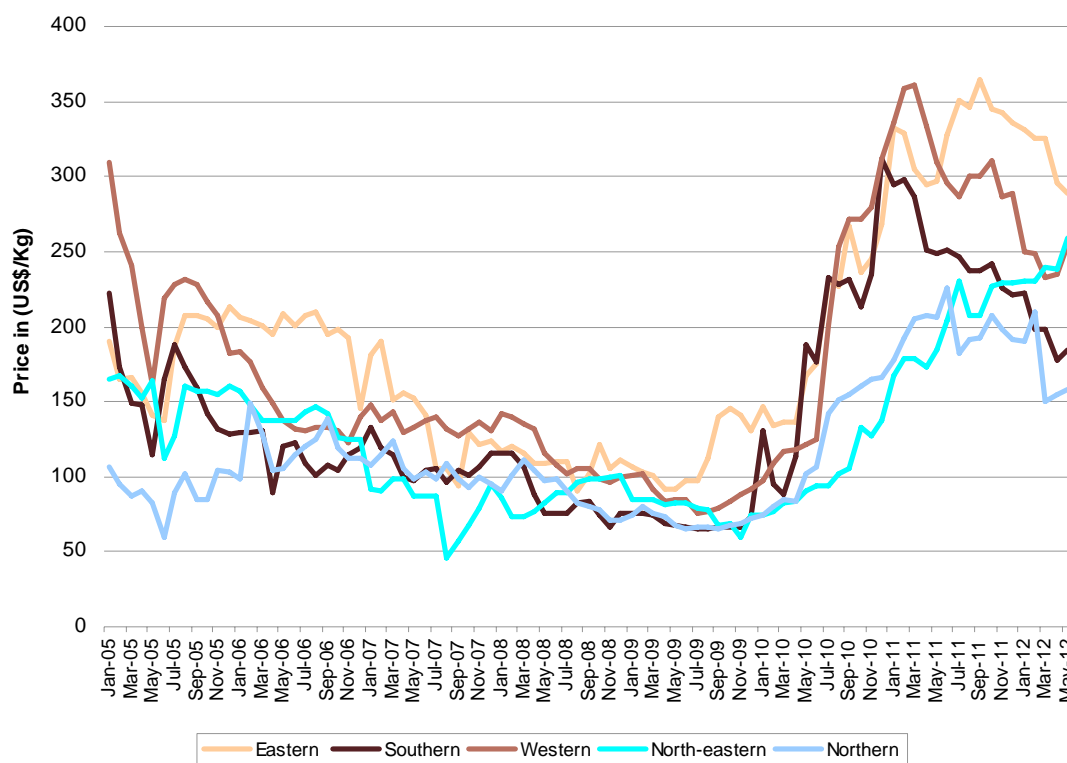
Dry opium price collected from traders has increased by 9%, 8%, 4%, and 2% in North-eastern, Western Southern and Northern regions respectively. Price has decreased by 2% in Eastern region.

**Table 1: Regional average<sup>6</sup> price of dry opium collected from traders (US\$/Kg)**

Region	Price of Dry Opium (US\$/Kg)		Price change (%)
	Apr-12	May-12	
Eastern region (Kunar, Laghman, Nangarhar)	296	289	-2%
Southern region (Hilmand, Kandahar, Uruzgan, Zabul)	178	184	+4%
Western region (Badghis, Farah, Ghor, Hirat, Nimroz)	235	255	+8%
North-eastern region (Badakhshan, Kunduz, Takhar)	238	259	+9%
Northern region (Baghlan, Balkh, Faryab)	155	158	+2%
<b>Average</b>	<b>222</b>	<b>231</b>	<b>+4%</b>

In Balkh province, the average price of 1 kilogram of **Chaynaki** dry opium at trader level was reported **US\$ 237/kg** in May 2012 showing a decrease of **1%** compared to the price reported in April 2012 (**US\$ 236/kg**).

**Graph 2: Regional average<sup>2</sup> price of dry opium from traders (January 2005 to May 2012)**



<sup>6</sup> Simple average of all observations

**Table 2: Regional average<sup>7</sup> price of dry opium in local currency**

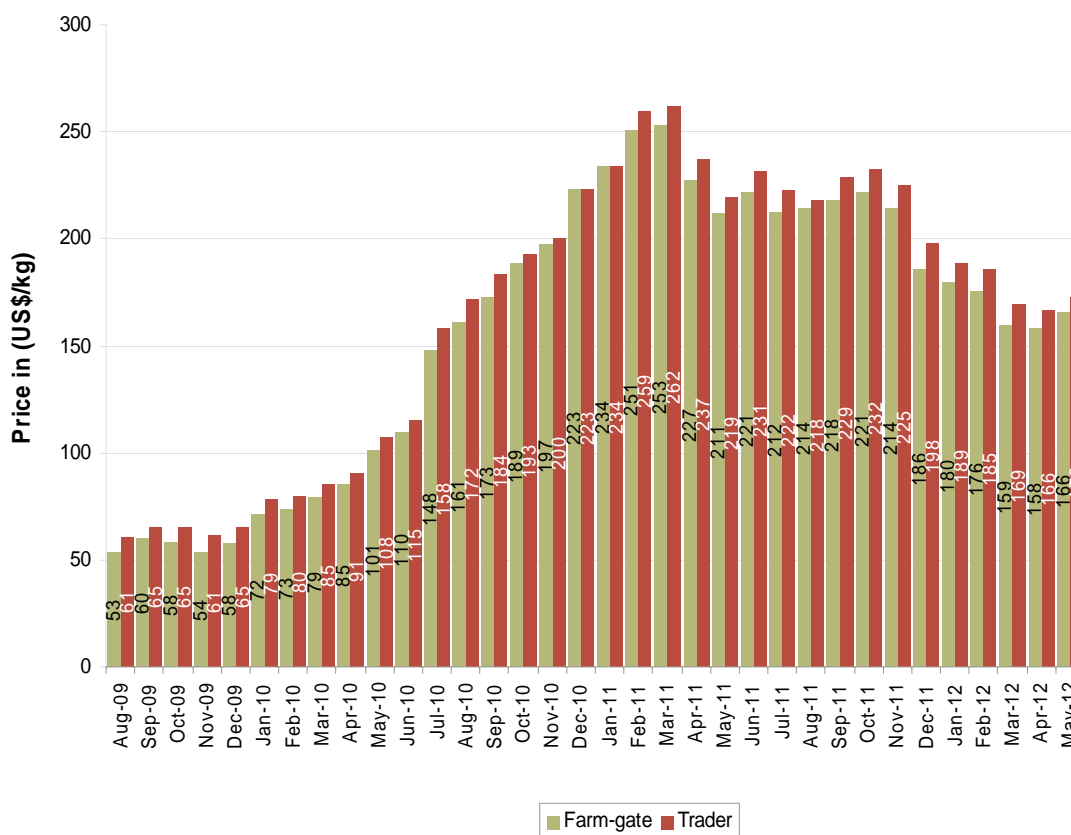
	Local currency	Price of 1 kg of Dry Opium in local currency				Change at farm-gate level (May-Apr) (%)	Change at trader level (May-Apr) (%)
		Apr-12		May-12			
		Farm-gate	Trader	Farm-gate	Trader		
Eastern region (Kunar, Laghman, Nangarhar)	Pakistani Rupee	26,439	26,816	25,881	26,274	-2%	-2%
Southern region (Hilmand, Kandahar, Uruzgan, Zabul)	Pakistani Rupee	15,219	16,128	15,689	16,761	+3%	+4%
Western region (Badghis, Ghor) *	Afghani	10,127	10,525	11,237	11,683	+11%	+11%
Western region (Farah, Hirat, Nimroz) *	Imnian Tuman	462,969	481,304	430,635	448,970	-7%	-7%
North-eastern region (Badakhshan, Kunduz, Takhar)	Afghani	10,009	11,630	11,487	12,971	+15%	+12%
Northern region (Baghlan, Balkh, Faryab)	Afghani	7,302	7,711	7,509	7,892	+3%	+2%

\* Western region is divided in two groups because of prices available in two currencies

### FRESH OPIUM:

At the end of May 2012, the national average price of fresh opium was **US\$ 166/kg** and **US\$ 172/kg** at the farm-gate and trader level with **5%** and **4%** increases respectively compared to the price reported in April 2012 which was **US\$ 158/kg** and **US\$ 166/kg** at the farm-gate and trader level respectively.

**Graph 3: National average<sup>8</sup> price of fresh opium at farm-gate and trader level, US\$/kg (August 2009 to May 2012)**



<sup>7</sup> Simple average of all observations

<sup>8</sup> Simple average of all observations

**Table 3: Regional average<sup>9</sup> price of 1 kilogram of fresh opium in local currency**

		Price of 1 kg of Fresh Opium in local currency					
		Apr-12		May-12			
Region	Local currency	Farm-gate	Trader	Farm-gate	Trader	Change at farm-gate level (May-Apr) (%)	Change at trader level (May-Apr) (%)
Eastern region (Kunar, Laghman, Nangarhar)	Pakistani Rupee	NA	NA	15,372	15,785	NA	NA
Southern region (Hilmand, Kandahar, Uruzgan, Zabul)	Pakistani Rupee	13,198	14,038	13,621	14,419	+3%	+3%
Western region (Badghis, Ghor) *	Afghani	9,093	9,428	9,388	9,713	+3%	+3%
Western region (Farah, Hirat, Nimroz) *	Imanian Tuman	392,430	406,417	360,096	374,083	-8%	-8%
North-eastern region (Badakhshan, Kunduz, Takhar)	Afghani	NA	NA	NA	NA	NA	NA
Northern region (Baghlan, Balkh, Faryab)	Afghani	5,925	6,325	6,151	6,466	+4%	+2%

\* Western region is divided in two groups because of prices available in two currencies

**Table 4: Number of observations of dry and fresh opium prices**

	Number of observations (n)		Number of provinces price collected
	Farm-gate price	Trader price	
Dry Opium	186	184	18
Fresh Opium	154	156	15

<sup>9</sup> Simple average of all observations



## HEROIN:

There are several types of heroin available in Afghanistan with different quality. The prices of White powder (injection) in Nangarhar province, White powder (Crystal) in Kandahar and Balkh provinces, Off-white (Crystal)-100% in Badakhshan province and White powder-high quality (70-80% pure) in Hirat province are the most expensive heroin reported in Afghanistan. The cheapest heroin (**US\$ 44/kg**) is called as Khata # 2 reported in Nangarhar province.

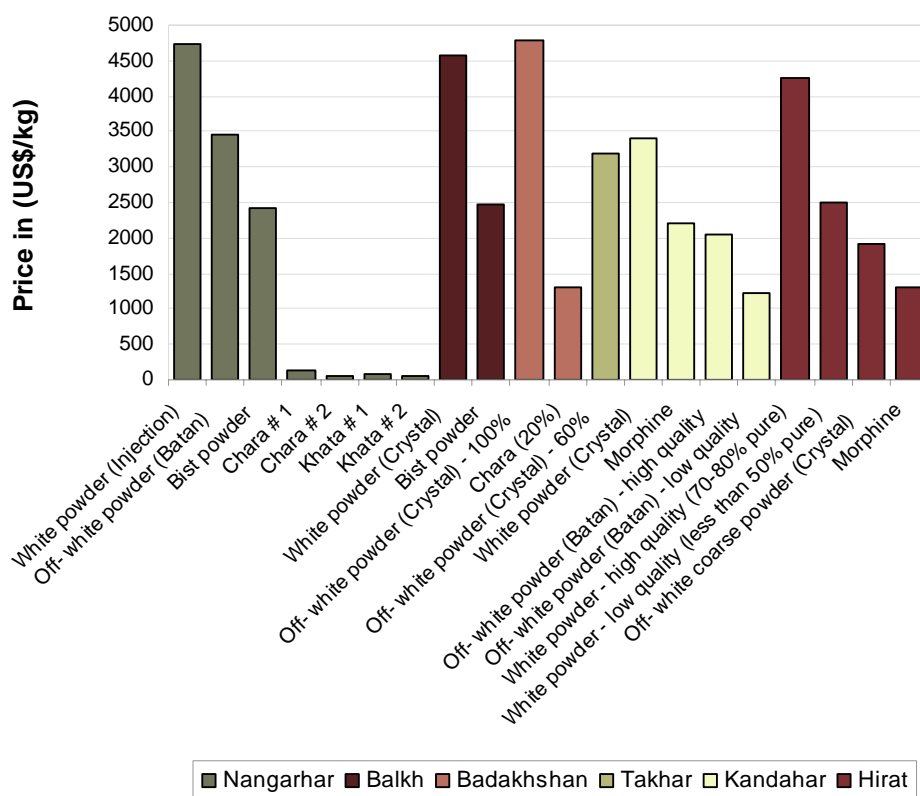
**Table 5: Prices of different types of Heroin in Afghanistan, (US\$/kg), May 2011 - May 2012**

Province	Types of Heroin	May-11	Jun-11	Jul-11	Aug-11	Sep-11	Oct-11	Nov-11	Dec-11	Jan-12	Feb-12	Mar-12	Apr-12	May-12	Change (May-Apr) %
Badakhshan	Chara (20%)	na	na	na	1,020	998	1,031	932	912	912	913	1,007	1,008	1,299	+29%
	Off-white powder (Crystal) - 100%	3,568	3,612	4,261	4,252	4,072	4,209	4,351	4,258	4,254	4,260	4,631	4,613	4,798	+4%
Balkh	Bist powder	2,736	2,757	2,578	2,594	2,545	2,652	2,549	2,457	2,471	2,495	2,454	2,467	2,480	+1%
	White powder (Crystal)	4,563	4,596	4,368	4,379	4,276	4,427	4,310	4,184	4,598	4,625	4,583	4,573	4,579	0.1%
Hirat	Morphine	1,364	1,364	1,304	1,277	1,250	1,250	1,185	1,111	NA	1,081	1,053	1,047	1,295	+24%
	Off-white coarse powder (Crystal)	1,818	1,909	1,826	1,702	1,750	1,792	1,630	1,250	NA	1,622	1,658	1,623	1,928	+19%
	White powder - high quality (70-80% pure)	na	na	na	na	na	na	na	na	na	na	na	na	4,250	NA
	White powder - low quality (less than 50% pure) *	1,545	1,636	1,565	1,362	1,583	1,625	1,481	1,736	1,750	2,703	2,737	2,618	2,500	-5%
Kandahar	Morphine	2,879	2,914	2,848	2,852	2,863	2,772	2,998	3,041	2,528	2,516	2,449	2,205	2,202	0%
	Off-white powder (Batan) - high quality	2,141	2,141	2,092	2,078	2,061	1,987	2,306	2,383	2,183	2,124	2,059	2,040	2,037	0%
	Off-white powder (Batan) - low quality	na	na	na	1,385	1,374	1,386	1,730	1,793	1,413	1,342	1,224	1,213	1,211	0%
	White powder (Crystal)	4,282	4,223	4,057	4,041	4,066	4,043	3,920	3,914	3,390	3,242	3,651	3,473	3,414	-2%
Nangarhar	Bist powder	2,521	2,479	2,678	3,005	2,897	2,656	2,883	2,795	3,447	2,617	2,520	2,479	2,423	-2%
	Chara # 1	141	118	116	173	174	139	115	157	161	178	175	149	143	-4%
	Chara # 2	70	83	58	92	70	58	58	89	92	111	110	72	55	-23%
	Khata # 1	117	94	105	92	81	69	69	112	138	89	88	88	77	-13%
	Khata # 2	47	35	58	46	46	46	46	56	57	45	44	55	44	-20%
	Off-white powder (Batan)	3,693	3,660	3,726	3,930	3,998	3,811	4,093	3,690	4,367	3,731	3,670	3,526	3,469	-2%
	White powder (Injection)	4,924	4,841	5,006	5,086	5,214	5,081	5,073	4,808	5,056	4,956	5,039	4,848	4,735	-2%
Takhar	Off-white powder (Crystal) - 60%	2,811	2,920	2,983	2,971	2,993	3,082	3,108	3,041	3,039	3,043	3,021	3,008	3,199	+6%

\* Due to change of information source in February 2012, the price may not be directly comparable with previous months.

Note: Price of White powder-high quality heroin in Hirat province was collected for the first time during May 2012.

**Graph 4: Prices of different types of heroin in Afghanistan, (US\$/kg), May 2012**



**Table 6: Prices of 1 kilogram of different types of Heroin in local currency**

Province	Types of heroin	Local currency	Prices of 1 kg of different types of heroin in local currency		Change (May-Apr) %
			Apr-12	May-12	
Badakhshan	Chara (20%)	Afghani	50,000	65,000	+30%
	Off- white powder (Crystal) - 100%	Afghani	230,000	240,000	+4%
Balkh	Bist powder	Afghani	123,000	124,000	+1%
	White powder (Crystal)	Afghani	228,000	229,000	+0%
Hirat	Morphine	Iranian Tuman	2,000,000	2,150,000	+8%
	Off- white coarse powder (Crystal)	Iranian Tuman	3,100,000	3,200,000	+3%
	White powder - high quality (70-80% pure)	Iranian Tuman	na	7,055,000	NA
	White powder - low quality (less than 50% pure)	Iranian Tuman	5,000,000	4,150,000	-17%
Kandahar	Morphine	Pakistani Rupee	200,000	200,000	0%
	Off- white powder (Batan) - high quality	Pakistani Rupee	185,000	185,000	0%
	Off- white powder (Batan) - low quality	Pakistani Rupee	110,000	110,000	0%
	White powder (Crystal)	Pakistani Rupee	315,000	310,000	-2%
Nangarhar	Bist powder	Pakistani Rupee	225,000	220,000	-2%
	Chara # 1	Pakistani Rupee	13,500	13,000	-4%
	Chara # 2	Pakistani Rupee	6,500	5,000	-23%
	Khata # 1	Pakistani Rupee	8,000	7,000	-13%
	Khata # 2	Pakistani Rupee	5,000	4,000	-20%
	Off- white powder (Batan)	Pakistani Rupee	320,000	315,000	-2%
	White powder (Injection)	Pakistani Rupee	440,000	430,000	-2%
Takhar	Off- white powder (Crystal) - 60%	Pakistani Rupee	150,000	160,000	+7%

Note: Price of White powder-high quality heroin in Hirat province was collected for the first time during May 2012.

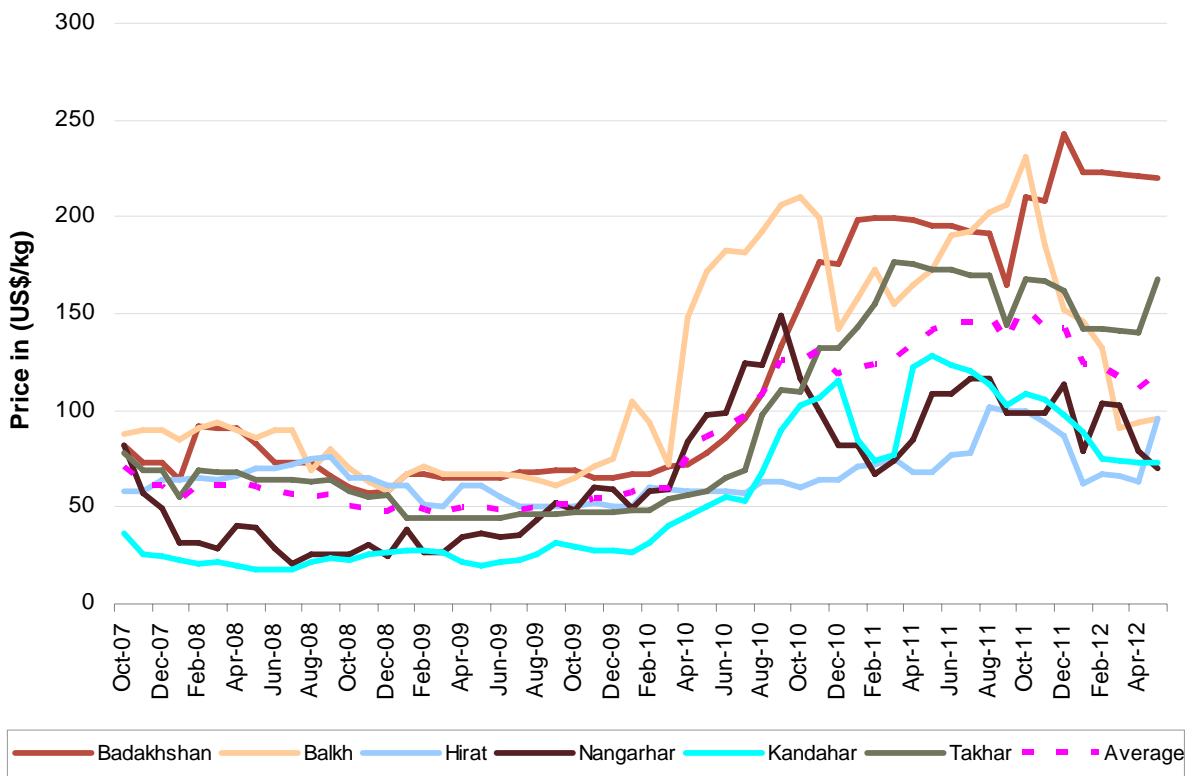
## CANNABIS RESIN:

There are mainly three types of cannabis resin available in Afghanistan namely Garda # 1, # 2 and # 3 with quality as best, moderate and fair respectively. Garda # 1 (Shirak) in Badakhshan province has become the most expensive cannabis resin because of its pure quality. Earlier Garda # 1 (Jooshi) of Balkh province was most expensive and popular because of its high quality however it lost its demand due to its blending with lower quality hashish.

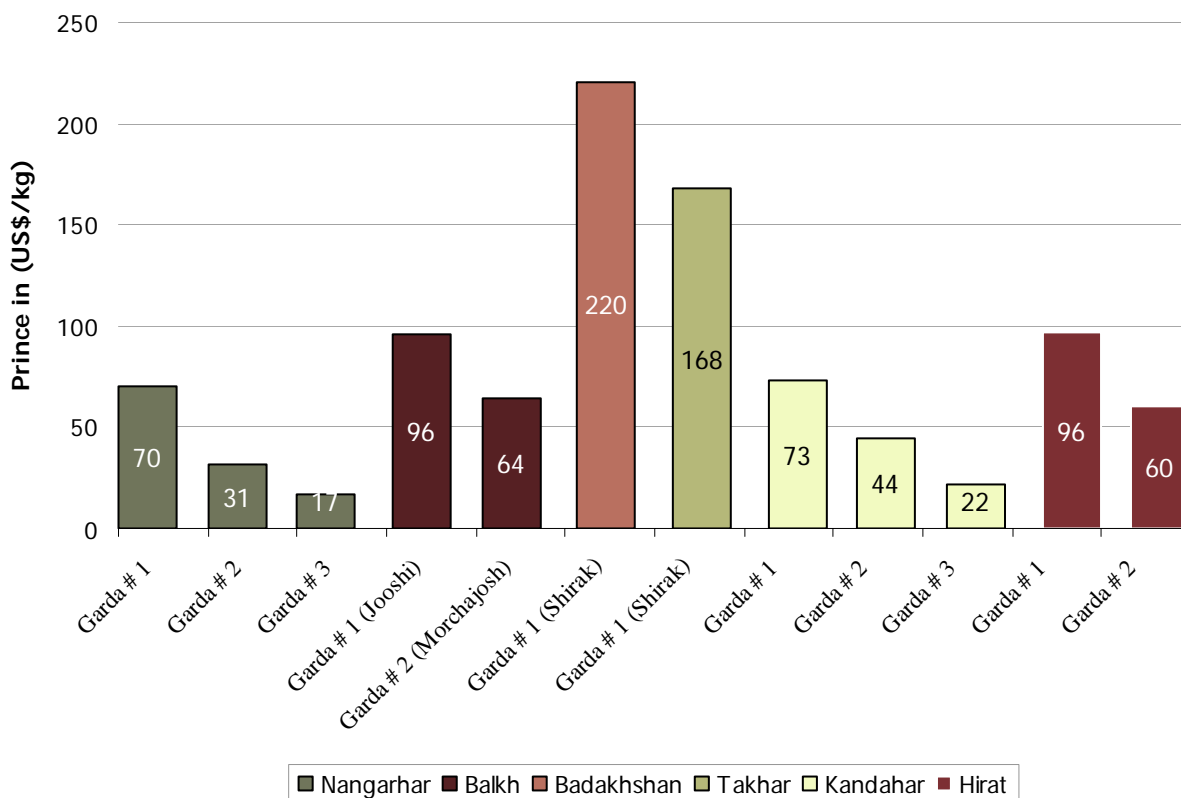
**Table 7: Prices of different types of cannabis resin in Afghanistan, (US\$/kg), May 2011 - May 2012**

Province	Types of cannabis resin	Prices of 1 kg of different types of cannabis resin in US\$/kg													Change (May-Apr) %
		May-11	Jun-11	Jul-11	Aug-11	Sep-11	Oct-11	Nov-11	Dec-11	Jan-12	Feb-12	Mar-12	Apr-12	May-12	
Badakhshan	Garda #1 (Shirak)	195	195	192	191	165	210	208	243	223	223	222	221	220	-0.5%
Balkh	Garda #1 (Jooshi)	173	190	192	202	206	231	186	152	146	132	91	94	96	+2%
	Garda #2 (Morhajosh)	151	162	170	181	180	193	155	112	109	91	50	60	64	+6%
Hirat	Garda #1	68	77	78	102	100	109	94	87	63	68	66	63	96	+53%
	Garda #2	59	64	70	81	67	74	64	59	43	46	45	42	60	+43%
Kandahar	Garda #1	128	123	120	113	103	109	106	98	89	75	74	73	73	0%
	Garda #2	NA	NA	NA	84	72	73	72	65	60	47	45	44	44	0%
	Garda #3	NA	NA	NA	52	46	45	44	38	33	22	22	22	22	0%
Nangarhar	Garda #1	109	109	116	116	99	99	99	113	79	104	103	79	70	-11%
	Garda #2	54	54	58	58	58	66	58	49	63	72	72	39	31	-21%
	Garda #3	21	21	25	25	23	33	33	16	24	32	32	24	17	-27%
Takhar	Garda #1 (Shirak)	173	173	170	170	144	168	167	162	142	142	141	140	168	+20%

**Graph 5: Average<sup>10</sup> price of cannabis resin (Garda # 1, best quality) in US\$/kg, Oct 2007 - May 2012**



**Graph 6: Prices of different types of cannabis resin in Afghanistan, (US\$/kg), May 2012**



<sup>10</sup> Simple average of all observations

**Table 8: Prices of 1 kilogram of different types of cannabis resin in Afghanistan in local currency, April 2012- May 2012**

Province	Types of cannabis resin	Local currency	Prices of 1 kg of different types of cannabis resin in local currency		Change (May-Apr) %
			Apr-12	May-12	
Badakhshan	Garda # 1 (Shirak)	Afghani	11,000	11,000	0%
Balkh	Garda # 1 (Jooshi)	Afghani	4700	4800	+2%
	Garda # 2 (Morchajosh)	Afghani	3000	3200	+7%
Hirat	Garda # 1	Iranian Tuman	120,000	160,000	+33%
	Garda # 2	Iranian Tuman	80,000	100,000	+25%
Kandahar	Garda # 1	Pakistani Rupee	6,667	6,667	0%
	Garda # 2	Pakistani Rupee	4,000	4,000	0%
	Garda # 3	Pakistani Rupee	2,000	2,000	0%
Nangarhar	Garda # 1	Pakistani Rupee	7,143	6,429	-10%
	Garda # 2	Pakistani Rupee	3,571	2,857	-20%
	Garda # 3	Pakistani Rupee	2,143	1,571	-27%
Takhar	Garda # 1 (Shirak)	Afghani	7,000	8,400	+20%

#### LICIT CROPS:

Prices of wheat, cotton, saffron, rice (imported) and rice (local) collected in six provinces of Afghanistan are shown in below table.

**Table 9: Prices of wheat, cotton, saffron, imported and local rice in Afghanistan in local currency, May 2012**

Province	Types of crops	Price/Kg in Pakistani Rupee (PRs)	Price/Kg in Afghani (AFs)	Price/Kg in (US\$)
Badakhshan	Wheat	-	24	0.5
Badakhshan	Rice Imported	-	70	1.4
Badakhshan	Rice Local	-	40	0.8
Balkh	Wheat	-	17	0.3
Balkh	Cotton	-	40	0.8
Balkh	Rice Imported	-	50	1.0
Balkh	Rice Local	-	45	0.9
Hirat	Wheat	-	17	0.3
Hirat	Cotton	-	87	2
Hirat	Saffron	-	80,000	1600
Hirat	Rice Imported	-	70	1.4
Hirat	Rice Local	-	64	1.3
Kandahar	Wheat	52	-	0.6
Kandahar	Cotton	200	-	2.2
Kandahar	Rice Imported	99	-	1.1
Nangarhar	Wheat	27	-	0.3
Nangarhar	Cotton	179	-	2
Nangarhar	Rice Imported	111	-	1
Nangarhar	Rice Local	44	-	0.5
Takhar	Wheat	-	20	0.4
Takhar	Rice Imported	-	65	1.3
Takhar	Rice Local	-	30	0.6

## CANNABIS AND POPPY SEEDS:

Prices of cannabis and poppy seeds are collected in eighteen provinces of Afghanistan are shown in below table.

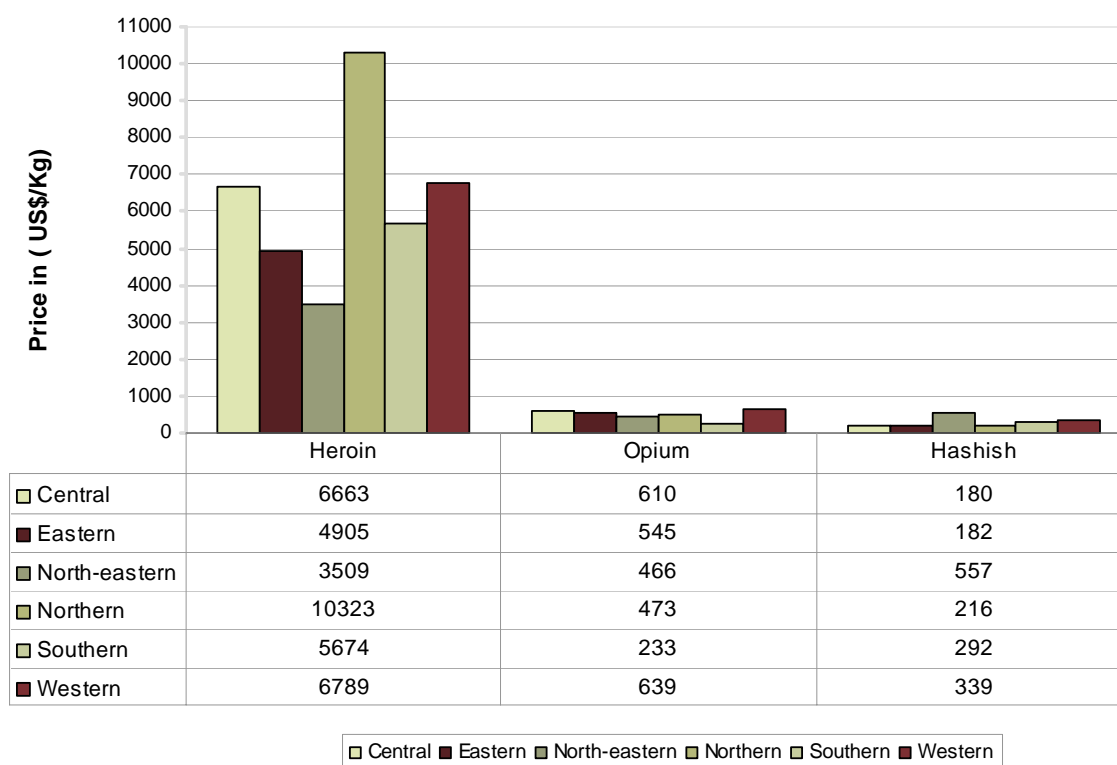
**Table 10: Prices of cannabis and poppy seeds in local currency, April 2012 – May 2012**

Province	Types of seed	Local currency	Prices of 1 kg of cannabis seed and poppy seed in local currency		Change (May-Apr) (%)
			Apr-12	May-12	
Badakhshan	Poppy seed	Afghani	25	30	+20%
	Cannabis seed	Afghani	20	25	+25%
Baghlan	Poppy seed	Afghani	30	40	+33%
	Cannabis seed	Afghani	10	15	+50%
Balkh	Poppy seed	Afghani	40	60	+50%
	Cannabis seed	Afghani	15	20	+33%
Farah	Poppy seed	Afghani	35	35	0%
	Cannabis seed	Afghani	40	40	0%
Faryab	Poppy seed	Afghani	70	80	+14%
	Cannabis seed	Afghani	20	25	+25%
Hilmand	Poppy seed	Afghani	40	40	0%
	Cannabis seed	Afghani	19	20	+6%
Hirat	Poppy seed	Afghani	45	45	0%
	Cannabis seed	Afghani	50	50	0%
Kabul	Poppy seed	Afghani	43	38	-12%
Kandahar	Poppy seed	Afghani	41	40	-3%
	Cannabis seed	Afghani	18	19	+7%
Kapisa	Poppy seed	Afghani	38	43	+13%
Kunar	Poppy seed	Pakistani Ruppee	36	36	0%
Laghman	Poppy seed	Pakistani Ruppee	43	43	0%
Logar	Cannabis seed	Afghani	40	42	+5%
Nangarhar	Poppy seed	Pakistani Ruppee	71	71	0%
	Cannabis seed	Pakistani Ruppee	17	17	0%
Paktya	Cannabis seed	Afghani	30	40	+33%
Takhar	Poppy seed	Afghani	30	30	0%
	Cannabis seed	Afghani	20	25	+25%
Uruzgan	Poppy seed	Afghani	40	40	0%
	Cannabis seed	Afghani	16	18	+16%
Zabul	Poppy seed	Afghani	44	44	-1%
	Cannabis seed	Afghani	20	21	+5%

## PRICES OF HEROIN, OPIUM AND HASHISH AT CONSUMER LEVEL:

The consumer prices of heroin, opium and hashish collected in different regions of Afghanistan are as below. The quality of product varies in different regions.

**Graph 7: Regional average<sup>11</sup> prices of heroin, opium and hashish at consumer level in (US\$/Kg), May 2012**



**Table 11: Average<sup>12</sup> prices of Heroin, Opium and Hashish at consumer level in Afghanistan, (US\$/kg), May 2011 – May 2012**

Types of drug	Average prices in (US\$/kg)													Change (May-Apr) (%)
	May-11	Jun-11	Jul-11	Aug-11	Sep-11	Oct-11	Nov-11	Dec-11	Jan-12	Feb-12	Mar-12	Apr-12	May-12	
Heroin	5,901	6,093	6,131	6,420	6,335	6,771	6,419	6,582	6,397	6,179	6,078	6,716	6,414	-4%
Opium	519	518	420	577	636	610	567	537	539	509	499	488	494	+1%
Hashish	302	306	344	340	312	320	274	276	282	272	263	253	255	+1%

## PRICES OF DRUGS IN PESHAWAR, PAKISTAN:

UNODC regional office in Peshawar, Pakistan reported the prices of different types of opium, heroin and hashish.

### OPIMUM:

There are three types of dry opium namely Opium - Afghanistan (opium of Afghanistan), Opium - Terra and Opium - Tapa (adulterated) available in Peshawar, Pakistan. Opium-Terra is the most expensive opium reported in Peshawar.

<sup>11</sup> Simple average of all observations

<sup>12</sup> Simple average of all observations

**Table 12: Prices of different types of opium in Peshawar, Pakistan in (US\$/Kg):**

Types of opium	May-11	Jun-11	Jul-11	Aug-11	Sep-11	Oct-11	Nov-11	Dec-11	Jan-12	Feb-12	Mar-12	Apr-12	May-12	Change (May-Apr) %
Opium - Terra	428	393	418	428	483	485	461	447	438	481	471	457	463	+1%
Opium - Afghanistan	286	262	267	266	437	439	427	413	405	425	416	397	385	-3%
Opium - Tapa (adulterated)	214	214	209	208	218	219	219	212	214	268	263	253	253	0%

**HEROIN:**

There are three types of heroin namely White (Injection), Yellow (Batan) and Saada (Ordinary) available in Peshawar, Pakistan. White (injection) is the most expensive one. White (injection) heroin is the most expensive heroin reported in Peshawar.

**Table 13: Prices of different types of heroin in Peshawar, Pakistan in (US\$/Kg):**

Types of heroin	May-11	Jun-11	Jul-11	Aug-11	Sep-11	Oct-11	Nov-11	Dec-11	Jan-12	Feb-12	Mar-12	Apr-12	May-12	Change (May-Apr) %
Heroin - White (Injection)	5,115	5,115	5,114	5,031	5,057	5,312	5,073	4,913	4,835	4,919	4,820	5,124	5,066	-1%
Heroin - Yellow (Batan)	4,640	4,639	4,882	4,800	4,827	5,081	4,843	4,690	4,666	4,752	4,656	4,904	4,845	-1%
Heroin - Saada (Ordinary)	1,309	1,309	1,395	1,388	1,379	1,386	1,499	1,452	1,462	1,789	1,753	1,873	2,037	+9%

**HASHISH:**

There are three types of hashish namely Hashish - Garda # 1, # 2 and # 3 available in Peshawar, Pakistan. Hashish-Garda#1 is the most expensive hashish reported in Peshawar.

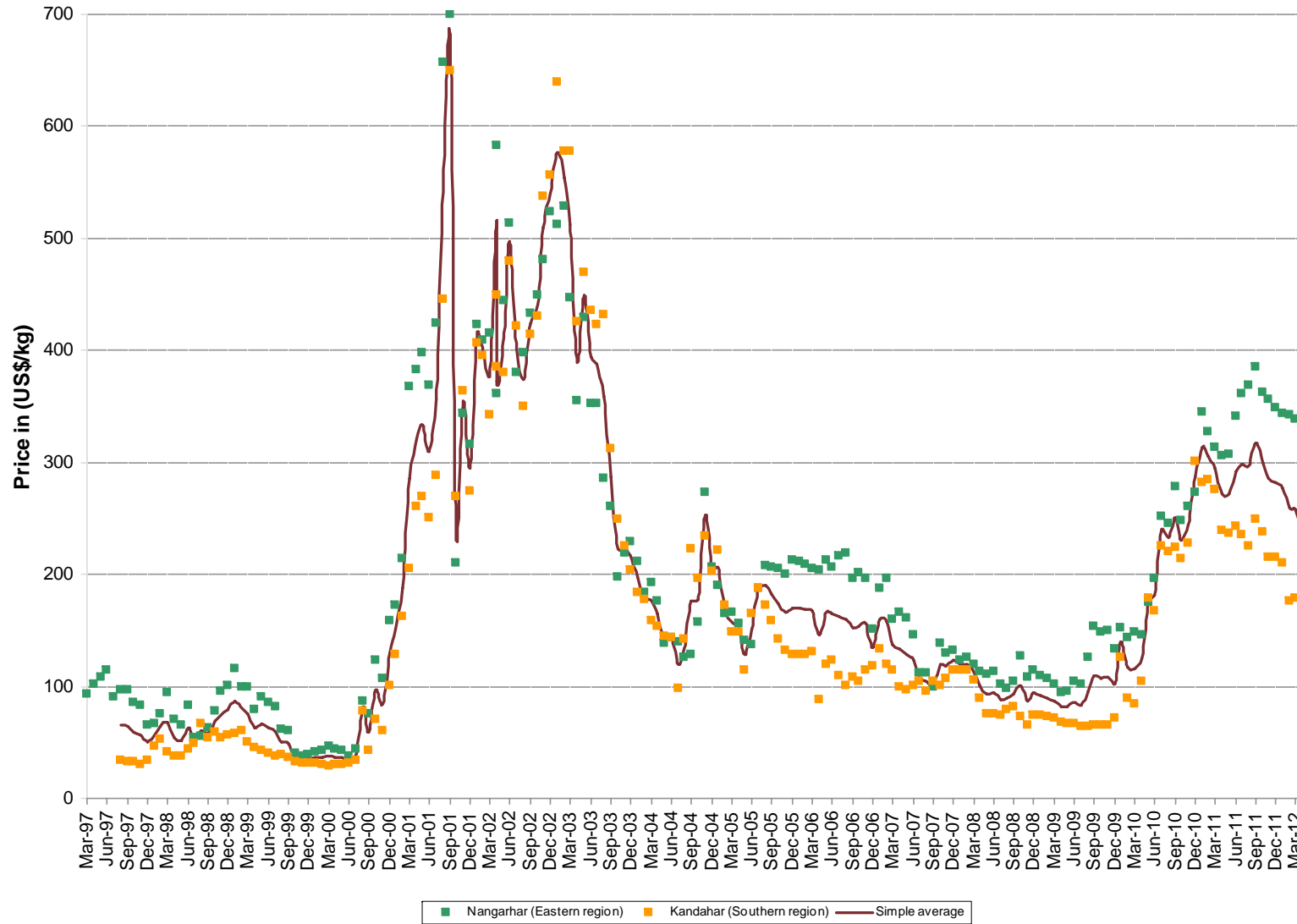
**Table 14: Prices of different types of Hashish in Peshawar, Pakistan in (US\$/Kg):**

Types of hashish	May-11	Jun-11	Jul-11	Aug-11	Sep-11	Oct-11	Nov-11	Dec-11	Jan-12	Feb-12	Mar-12	Apr-12	May-12	Change (May-Apr) %
Hashish - Garda # 1	642	678	663	648	575	577	577	558	585	630	624	628	551	-12%
Hashish - Garda # 2	476	440	407	382	379	381	380	369	371	391	383	408	418	+3%
Hashish - Garda # 3	286	262	244	243	241	242	242	235	236	235	230	253	363	+43%

**Table 15: Prices of different types of drugs in Peshawar, Pakistan in local currency, (Pak Rupee/kg):**

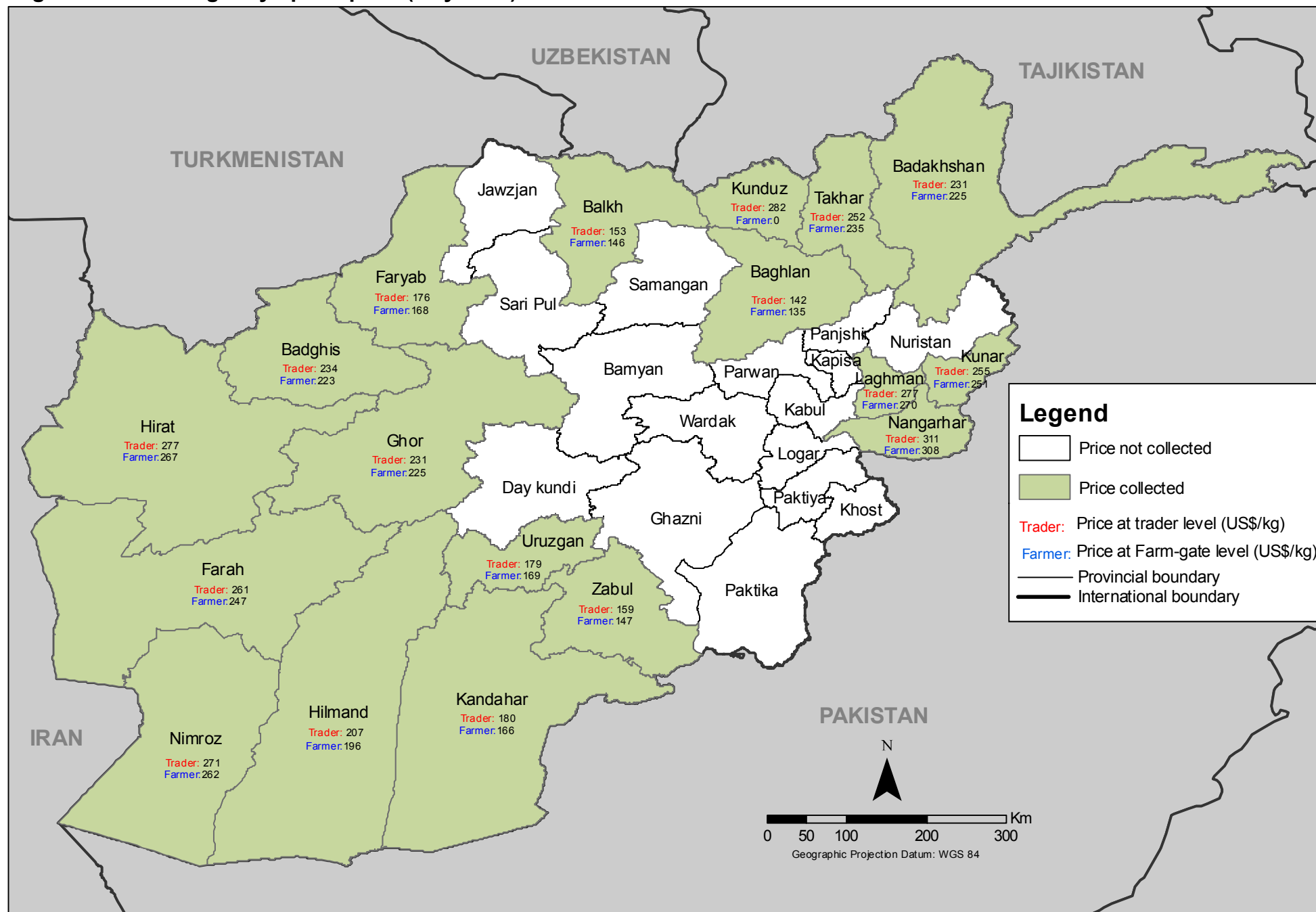
Types of drugs	Price in (Pakistani Rupee)/kg		
	Apr-12	May-12	Change (May-Apr) %
Opium -Afghanistan	36,000	35,000	-3%
Opium -Tapa (Adulterated)	23,000	23,000	0%
Opium -Terra	41,500	42,000	+1%
Heroin -White (Injection)	465,000	460,000	-1%
Heroin -Yellow (Batan)	445,000	440,000	-1%
Heroin -Saada (Ordinary)	170,000	185,000	+9%
Hashish -Garda # 1	57,000	50,000	-12%
Hashish -Garda # 2	37,000	38,000	+3%
Hashish -Garda # 3	23,000	33,000	+43%

Graph 8: Average price of dry opium collected from traders in Nangarhar and Kandahar provinces (US\$/Kg), March 1997 – May 2012





# Afghanistan: Average dry opium price (May 2012)



Source: Government of Afghanistan - National monitoring system implemented by MCN / UNODC

Note: The boundaries and names shown and the designations used on this map do not imply official endorsement or acceptance by the United Nations.

## Regional grouping of provinces for the opium poppy survey in Afghanistan



Source: Government of Afghanistan - National monitoring system implemented by UNODC

Note: The boundaries and names shown and the designations used on this map do not imply official endorsement or acceptance by the United Nations.