



**Islamic Republic of Afghanistan
Ministry of Counter Narcotics**



UNODC
United Nations Office on
Drugs and Crime

June 2012 مطابق سرطان ۱۳۹۱ هجری - شمسی

Afghanistan Opium Price Monitoring Monthly Report



**Ministry of Counter Narcotics, Islamic Republic of Afghanistan, Kabul
And
United Nations Office on Drugs and Crime, Kabul**

Summary

- Prices are collected in the last week of every month from around twenty farmers and twenty traders depending on the availability of the farmers and traders. Prices are collected by MCN Survey coordinators generally from different farmers and traders each month; however the price data collection is sourced from a few known farmers and traders as well.
- Opium prices are collected from 18 of 34 provinces namely Badakhshan, Baghlan, Badghis, Balkh, Farah, Faryab, Ghor, Hilmand, Hirat, Kandahar, Kunar, Kunduz, Laghman, Nangarhar, Nimroz, Uruzgan, Takhar and Zabul. The province of Baghlan has been included in the opium price monitoring as of August and the provinces of Uruzgan and Zabul have been included in the opium price monitoring as of September 2011. The prices of dry and fresh opium are collected from farmers (at farm-gate level) and traders (at trader level).
- Different varieties of heroin, morphine and cannabis resin prices are collected from six provinces of Afghanistan namely Badakhshan, Balkh, Hirat, Nangarhar, Kandahar and Takhar.
- As of February 2011, prices of some licit crops such as wheat, saffron, imported and local rice is also collected from six provinces of Afghanistan.
- As of March 2012, prices of poppy, cannabis seeds and acetic anhydride are included in the report as well.
- Different varieties of opium, heroin and hashish prices are also collected for Peshawar the nearest town in Pakistan. Prices are collected and reported by UNODC office in Peshawar, Pakistan.
- As of August 2011, prices are also presented in local currency for convenience of certain analysis; however the national average prices are presented in USD. At the regional level, average prices are reflected in local currency with exception of the Western region since prices are reported in two different currencies.
- Prices are reported in different currencies in different regions. The prices in Eastern region (Kunar, Laghman and Nangarhar) and Southern region (Kandahar, Hilmand, Uruzgan and Zabul) are reported in Pakistani rupees. In Northern (Balkh, Baghlan, Farayb) and North-eastern (Badakhshan, Kunduz, Takhar) regions, the prices are reported in Afghani. However, prices are reported in two different currencies namely Afghani and Iranian Tuman in Western region. The prices are converted in US\$ using the exchange rate from oanda.com site considering the rates on the same date the observation is made.
- Average¹ price of dry Opium in Afghanistan, (US\$/kg)**

Dry Opium	Jun-11	Jun-12	Increase/ Decrease (%)
<i>Farm-gate price (US\$/Kg)</i>	261	215	-17%
<i>Trader price (US\$/Kg)</i>	274	225	- 18%

- Average² price of fresh Opium in Afghanistan, (US\$/kg)**

Fresh Opium	Jun-11	Jun-12	Increase/ Decrease (%)
<i>Farm-gate price (US\$/Kg)</i>	221	171	-23%
<i>Trader price (US\$/Kg)</i>	231	177	-23%

¹ Simple average of all observations

² Simple average of all observations

- **Average³ price of Cannabis Resin in Afghanistan, (US\$/kg)**

Types of cannabis resin	Jun-11	Jun-12	Increase/ Decrease (%)
Cannabis resin (Garda # 1) price in (US\$/kg)	123	113	-8%
Cannabis resin (Garda # 2) price in (US\$/kg)	75	59	-21%
Cannabis resin (Garda # 3) price in (US\$/kg)	12	29	+142%

- **Heroin (best quality) and Hashish prices in Peshawar, Pakistan (US\$/kg)**

Types of Heroin/Hashish	Jun-11	Jun-12	Increase/Decrease (%)
Heroin - White (Injection) price (US\$/kg)	5,115	4,934	-4%
Hashish - (Garda # 1) price (US\$/kg)	678	541	-20%
Hashish - (Garda # 2) price (US\$/kg)	440	403	-8%
Hashish - (Garda # 3) price (US\$/kg)	262	340	+30%

- **Average⁴ price of Heroin, Opium and Hashish at consumer level in Afghanistan, (US\$/kg)**

Types of drugs	Jun-11	Jun-12	Increase/Decrease (%)
Heroin	6,093	6,635	+9%
Opium	518	492	-5%
Hashish	306	245	-20%

- **Average price of Wheat, Cotton, Saffron, Imported and Local Rice in Afghanistan, (US\$/kg)**

Types of crops	Jun-11	Jun-12	Increase/Decrease (%)
Wheat	0.40	0.36	-11%
Cotton	2.20	1.6	-28%
Saffron	NA	1,553	-
Rice (imported)	NA	1.2	-
Rice (local)	NA	0.8	-

³ Simple average of all observations

⁴ Simple average of all observations

- **Average price of poppy and cannabis seeds in Afghanistan, (US\$/kg)**

Types of seeds	May-12	Jun-12	Increase/Decrease (%)
Cannabis seed	0.50	0.49	-2%
Poppy seed	0.80	0.73	-9%

Note: Price for June 2011 is not available.

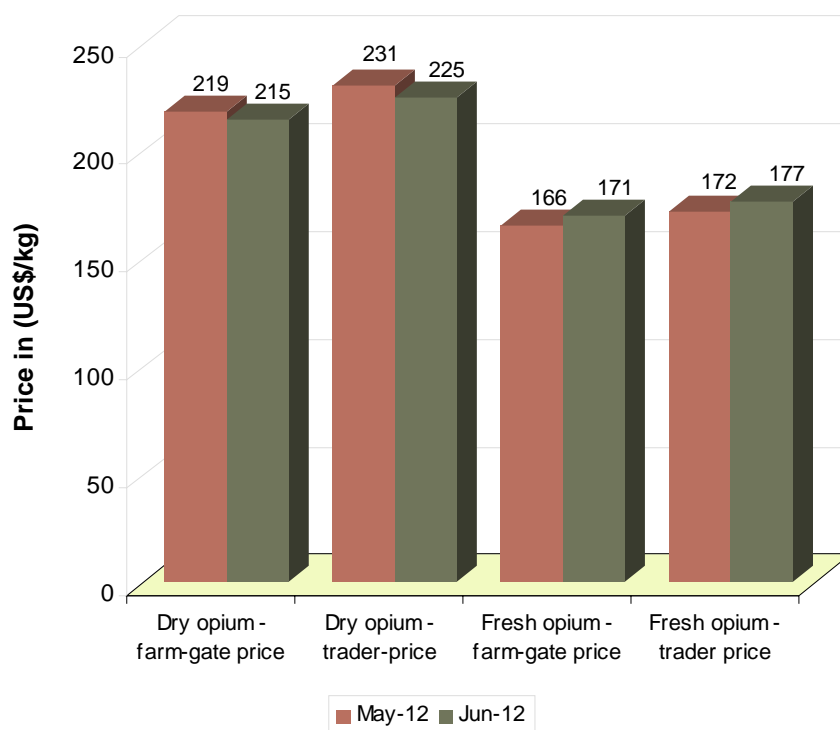
- **Average price of acetic anhydride in Afghanistan, (US\$/Lit)**

Variety of Acetic Anhydride	May-12	Jun-12	Increase/Decrease (%)
Acetic Anhydride - A*	232	231	-1%
Acetic Anhydride - B*	176	180	+2%
Acetic Anhydride - C*	170	165	-3%
Acetic Anhydride - D*	188	183	-3%
Acetic Anhydride - E*	165	159	-4%
Acetic Anhydride - F*	177	176	-0.5%

Note: Price for June 2011 is not available:

* A, B, C, D, E, F represent different variety of Acetic anhydride in Afghanistan.

Price change of Dry Opium and Fresh Opium between May 2012 and June 2012



DRY OPIUM:

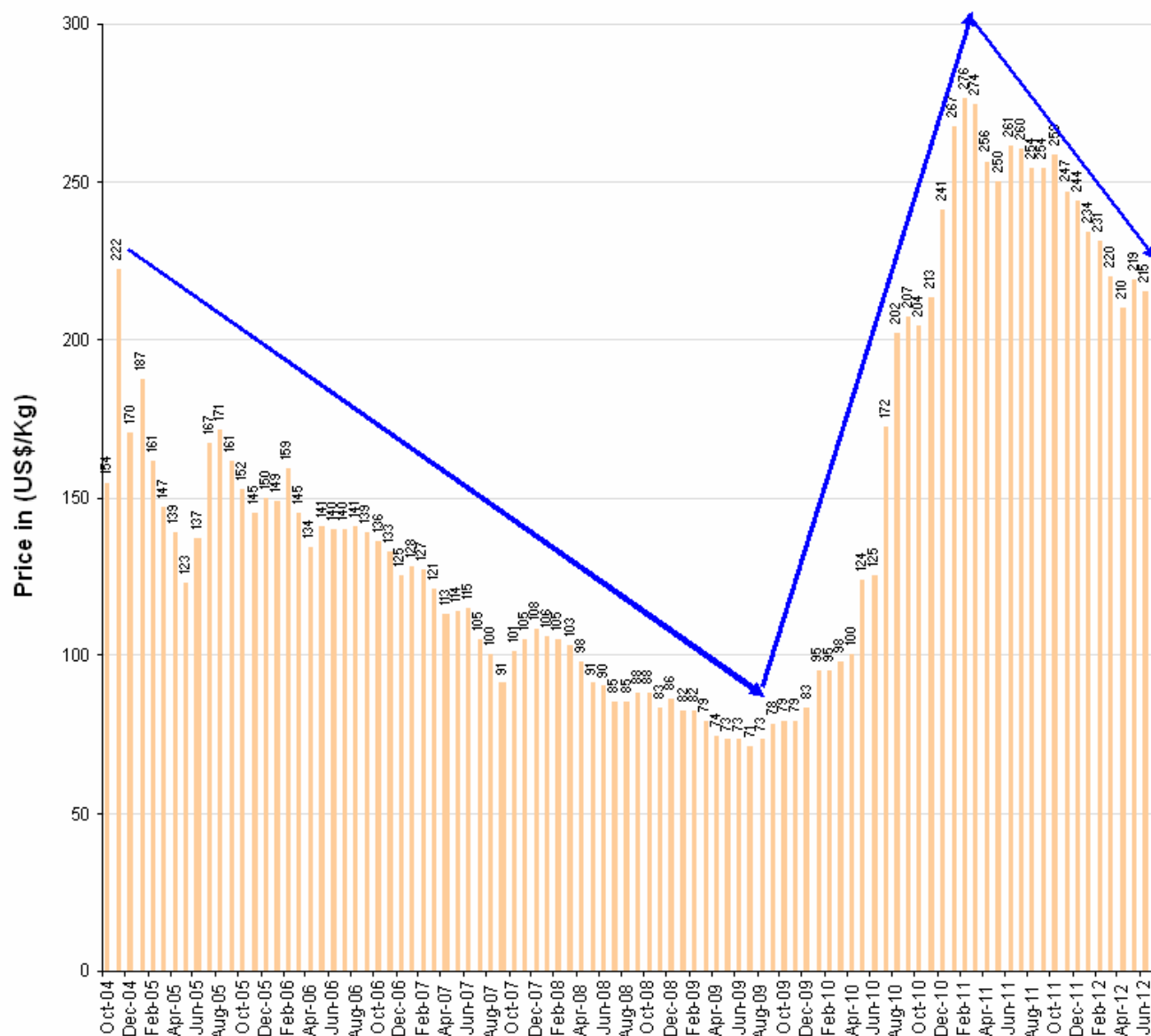
FARM-GATE PRICE:

At the end of June 2012, the national average price for one kilogram of dry opium in Afghanistan at the farm-gate level was **US\$ 215/kg** with **2%** decrease compared to price reported in May 2012 (**US\$ 219/kg**).

The average dry opium price at the farm-gate level in June 2012 is **17%** lower than the price reported in June 2011 which was **US\$ 261/kg**.

A high increase in opium prices were expected after the harvest season because of the lower yield of opium due to the opium blight, however the continuous severe crackdown on the drug farmers and traders by the law enforcement agencies resulted in decrease in the price of dry opium compared to last month.

Graph 1: National ⁵Average price of dry opium at farm-gate level from September 2004 to June 2012



⁵ Simple average of all observations

Price of opium (dry) was not found to be varying in different regions depending on the quality except in Balkh and Hilmand provinces where another quality of dry opium by the name of **Chaynaki** is available at Farm-gate and trader level. The characteristic of **Chaynaki** quality of dry opium is that it is air dried too much. The average price of 1 kilogram of **Chaynaki** dry opium at Farm-gate level in Balkh province is **US\$ 221/kg** in June 2012 showing a decrease of **2%** compared to the price reported in May 2012 (**US\$ 225**). The average price of 1 kilogram of **Chaynaki** dry opium at farm-gate level in Hilmand province is **US\$ 372/kg**.

Table 1: Average⁶ price of dry opium (Chaynaki quality) at farm-gate level (US\$/Kg)

Dry Opium (Chaynaki quality)	Balkh		Price change (June-May) %	Hilmand *		Price change (June-May) %
	May-12	Jun-12		May-12	Jun-12	
Farm-gate price (US\$/Kg)	225	221	-2%	Na	372	-

* The price of **Chaynaki** dry opium in Hilmand province was collected in June 2012 for the first time.

TRADER PRICE:

At the end of June 2012, the national average dry opium price collected from traders was **US\$ 225/kg** with **2%** decrease compared to the price reported in May 2012 (**US\$ 231/kg**).

The average dry opium price at trader level in June 2012 is **18%** lower than the price reported in June 2011 which was **US\$ 274/kg**.

Dry opium price collected from traders has decreased by 23% and 3% in North-eastern and Southern regions respectively. However, price of dry opium at trader level has increased by 5% and 1% in Eastern and Western regions respectively. No change of price was observed in Northern region.

Table 2: Regional average⁷ price of dry opium collected from traders (US\$/Kg)

Region	Price of Dry Opium (US\$/Kg)		Price change (%)
	May-12	Jun-12	
Eastern region (Kunar, Laghman, Nangarhar)	289	302	+5%
Southern region (Hilmand, Kandahar, Uruzgan, Zabul)	184	180	-3%
Western region (Badghis, Farah, Ghor, Hirat, Nimroz)	255	257	+1%
North-eastern region (Badakhshan, Kunduz, Takhar)	259	201	-23%
Northern region (Baghlan, Balkh, Faryab)	158	158	+0%
Average	231	225	-2%

In Balkh province, the average price of 1 kilogram of **Chaynaki** dry opium at trader level is **US\$ 231/kg** in June 2012 showing a decrease of **3%** compared to the price reported in May 2012 (**US\$ 237/kg**). In Hilmand province, the average price of 1 kilogram of **Chaynaki** dry opium at trader level is **US\$ 376/kg** in June 2012.

Table 3: Average⁸ price of dry opium (Chaynaki quality) at trader level (US\$/Kg)

Dry Opium (Chaynaki quality)	Balkh		Price change (June-May) %	Hilmand		Price change (June-May) %
	May-12	Jun-12		May-12	Jun-12	
Trader price (US\$/Kg)	237	231	-3%	Na	376	-

⁶ Simple average of all observations

⁷ Simple average of all observations

⁸ Simple average of all observations

Graph 2: Regional average² price of dry opium from traders (January 2005 to June 2012)

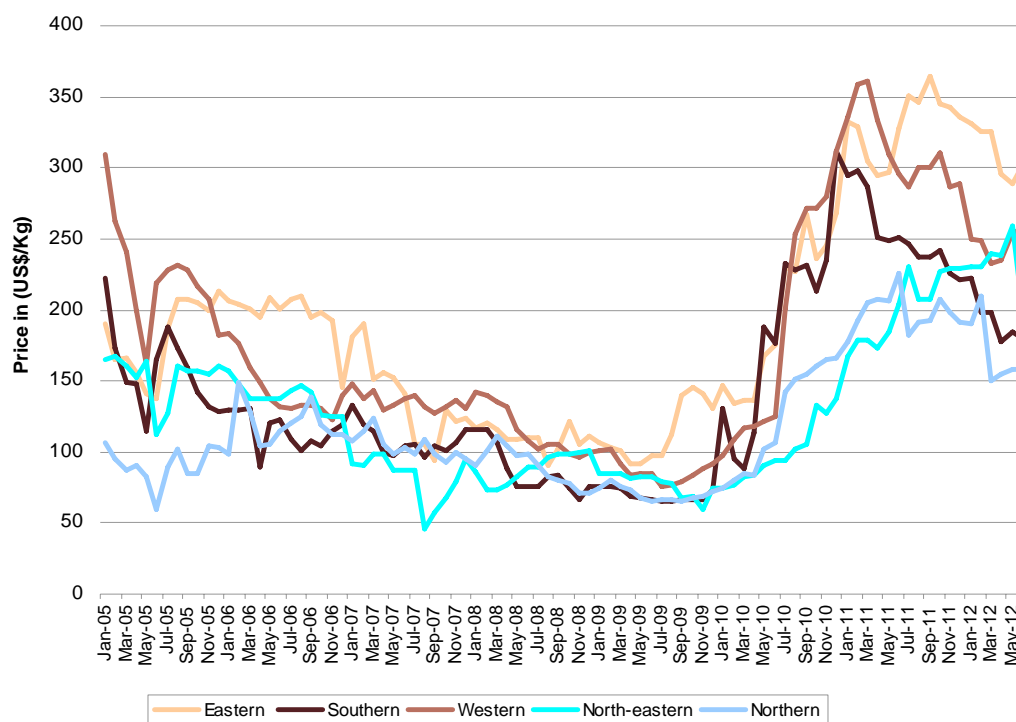


Table 4: Regional average⁹ price of dry opium in local currency

		Price of 1 kg of Dry Opium in local currency					
		May-12		Jun-12			
Region	Local currency	Farm-gate	Trader	Farm-gate	Trader	Change at farm-gate level (Jun-May) (%)	Change at trader level (Jun-May) (%)
Eastern region (Kunar, Laghman, Nangarhar)	Pakistani Rupee	25,881	26,274	27,451	28,195	+6%	+7%
Southern region (Hilmand, Kandahar, Uruzgan, Zabul)	Pakistani Rupee	15,689	16,761	15,807	16,870	+1%	+1%
Western region (Badghis, Ghor) *	Afghani	11,237	11,683	11,917	12,288	+6%	+5%
Western region (Farah, Hirat, Nimroz) *	Imanian Tuman	430,635	448,970	467,302	485,637	+9%	+8%
North-eastern region (Badakhshan, Kunduz, Takhar)	Afghani	11,487	12,971	9,682	10,378	-16%	-20%
Northern region (Baghlan, Balkh, Faryab)	Afghani	7,509	7,892	7,762	8,148	+3%	+3%

* Western region is divided in two groups because of prices available in two currencies

FRESH OPIUM:

At the end of June 2012, the national average price of fresh opium was **US\$ 171/kg** and **US\$ 177/kg** at the farm-gate and trader level with **3%** and **2.8%** increase respectively compared to the price reported in May 2012 which was **US\$ 166/kg** and **US\$ 172/kg** at the farm-gate and trader level respectively.

⁹ Simple average of all observations

Graph 3: National average¹⁰ price of fresh opium at farm-gate and trader level, US\$/kg (August 2009 to June 2012)

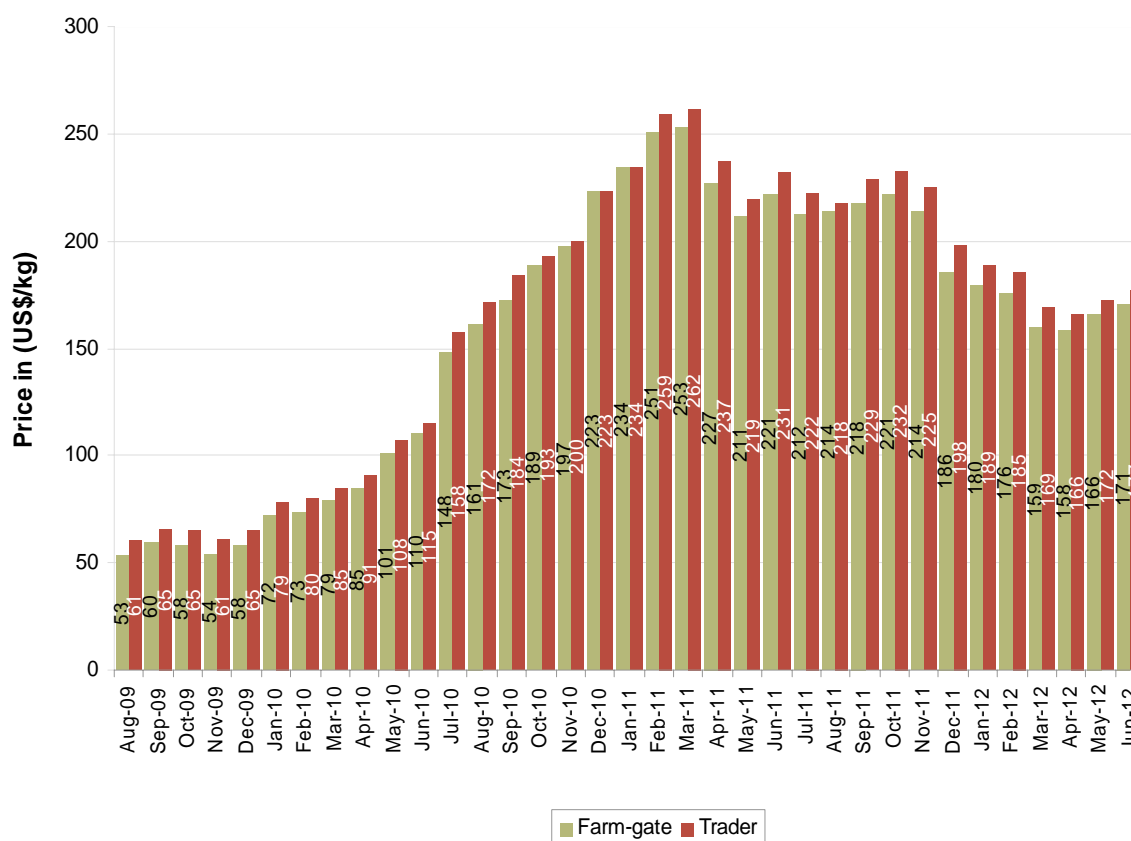


Table 5: Regional average¹¹ price of 1 kilogram of fresh opium in local currency

		Price of 1 kg of Fresh Opium in local currency					
		May-12		Jun-12			
Region	Local currency	Farm-gate	Trader	Farm-gate	Trader	Change at farm-gate level (Jun-May) (%)	Change at trader level (Jun-May) (%)
Eastern region (Kunar, Laghman, Nangarhar)	Pakistani Rupee	15,372	15,785	17,442	17,860	+13%	+13%
Southern region (Hilmand, Kandahar, Uruzgan, Zabul)	Pakistani Rupee	13,621	14,419	13,740	14,483	+1%	+0.4%
Western region (Badghis, Ghor) *	Afghani	9,388	9,713	9,791	10,063	+4%	+4%
Western region (Farah, Hirat, Nimroz) *	Imnian Tuman	360,096	374,083	396,763	410,750	+10%	+10%
North-eastern region (Badakhshan, Kunduz, Takhar)	Afghani	NA	NA	NA	NA	NA	NA
Northern region (Baghlan, Balkh, Faryab)	Afghani	6,151	6,466	6,469	6,804	+5%	+5%

* Western region is divided in two groups because of prices available in two currencies

Table 6: Number of observations of dry and fresh opium prices

	Number of observations (n)		Number of provinces price collected
	Farm-gate price	Trader price	
Dry Opium	185	183	18
Fresh Opium	153	154	15

¹⁰ Simple average of all observations

¹¹ Simple average of all observations

HEROIN:

There are several types of heroin available in Afghanistan with different quality. The prices of White powder (injection) in Nangarhar province, White powder (Crystal) in Kandahar and Balkh provinces, Off-white (Crystal)-100% in Badakhshan province and White powder-high quality (70-80% pure) in Hirat province are the most expensive heroin reported in Afghanistan. The cheapest heroin (**US\$ 42/kg**) is called as Khata # 2 reported in Nangarhar province.

Table 7: Prices of different types of Heroin in Afghanistan, (US\$/kg), June 2011 - June 2012

Province	Types of Heroin	Jun-11	Jul-11	Aug-11	Sep-11	Oct-11	Nov-11	Dec-11	Jan-12	Feb-12	Mar-12	Apr-12	May-12	Jun-12	Change (Jun-May) %
Badakhshan	Chara (20%)	na	na	1,020	998	1,031	932	912	912	913	1,007	1,008	1,299	1,160	-11%
	Off- white powder (Crystal) - 100%	3,612	4,261	4,252	4,072	4,209	4,351	4,258	4,254	4,260	4,631	4,613	4,798	4,545	-5%
Balkh	Bist powder	2,757	2,578	2,594	2,545	2,652	2,549	2,457	2,471	2,495	2,454	2,467	2,480	2,388	-4%
	White powder (Crystal)	4,596	4,368	4,379	4,276	4,427	4,310	4,184	4,598	4,625	4,583	4,573	4,579	4,427	-3%
Hirat	Morphine	1,364	1,304	1,277	1,250	1,250	1,185	1,111	NA	1,081	1,053	1,047	1,295	1,306	+1%
	Off- white coarse powder (Crystal)	1,909	1,826	1,702	1,750	1,792	1,630	1,250	NA	1,622	1,658	1,623	1,928	1,833	-5%
	White powder - high quality (70-80% pure)	na	na	na	na	na	na	na	na	na	na	na	4,250	4,031	-5%
	White powder - low quality (less than 50% pure) *	1,636	1,565	1,362	1,583	1,625	1,481	1,736	1,750	2,703	2,737	2,618	2,500	2,389	-4%
Kandahar	Morphine	2,914	2,848	2,852	2,863	2,772	2,998	3,041	2,528	2,516	2,449	2,205	2,202	2,121	-4%
	Off- white powder (Batan) - high quality	2,141	2,092	2,078	2,061	1,987	2,306	2,383	2,183	2,124	2,059	2,040	2,037	1,983	-3%
	Off- white powder (Batan) - low quality	na	na	1,385	1,374	1,386	1,730	1,793	1,413	1,342	1,224	1,213	1,211	1,166	-4%
	White powder (Crystal)	4,223	4,057	4,041	4,066	4,043	3,920	3,914	3,390	3,242	3,651	3,473	3,414	3,287	-4%
Nangarhar	Bist powder	2,479	2,678	3,005	2,897	2,656	2,883	2,795	3,447	2,617	2,520	2,479	2,423	2,334	-4%
	Chara # 1	118	116	173	174	139	115	157	161	178	175	149	143	95	-33%
	Chara # 2	83	58	92	70	58	58	89	92	111	110	72	55	64	+16%
	Khata # 1	94	105	92	81	69	69	112	138	89	88	88	77	74	-4%
	Khata # 2	35	58	46	46	46	46	56	57	45	44	55	44	42	-4%
	Off- white powder (Batan)	3,660	3,726	3,930	3,998	3,811	4,093	3,690	4,367	3,731	3,670	3,526	3,469	3,342	-4%
	White powder (Injection)	4,841	5,006	5,086	5,214	5,081	5,073	4,808	5,056	4,956	5,039	4,848	4,735	4,562	-4%
	Off- white powder (Crystal) - 60%	2,920	2,983	2,971	2,993	3,082	3,108	3,041	3,039	3,043	3,021	3,008	3,199	2,901	-9%
Takhar	Off- white powder (Crystal) - 60%	2,920	2,983	2,971	2,993	3,082	3,108	3,041	3,039	3,043	3,021	3,008	3,199	2,901	-9%

* Due to change of information source in February 2012, the price may not be directly comparable with previous months.

Note: Price of White powder-high quality heroin in Hirat province was collected for the first time during May 2012.

Graph 4: Prices of different types of heroin in Afghanistan, (US\$/kg), June 2012

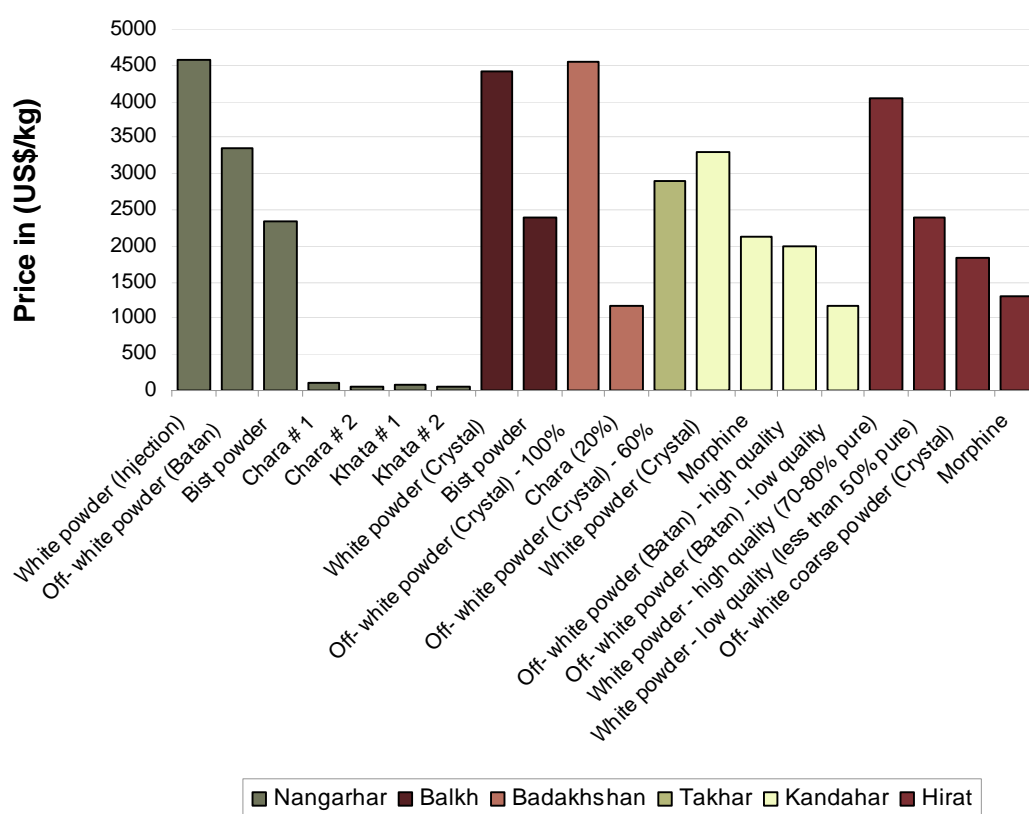


Table 8: Prices of 1 kilogram of different types of Heroin in local currency

Province	Types of heroin	Local currency	Prices of 1 kg of different types of heroin in local currency		Change (Jun-May) %
			May-12	Jun-12	
Badakhshan	Chara (20%)	Afghani	65,000	60,000	-8%
	Off- white powder (Crystal) - 100%	Afghani	240,000	235,000	-2%
Balkh	Bist powder	Afghani	124,000	123,000	-1%
	White powder (Crystal)	Afghani	229,000	228,000	-0.4%
Hirat	Morphine	Iranian Tuman	2,150,000	2,350,000	+9%
	Off- white coarse powder (Crystal)	Iranian Tuman	3,200,000	3,300,000	+3%
	White powder - high quality (70-80% pure)	Iranian Tuman	7,055,000	7,255,000	+3%
	White powder - low quality (less than 50% pure)	Iranian Tuman	4,150,000	4,300,000	+4%
Kandahar	Morphine	Pakistani Rupee	200,000	200,000	0%
	Off- white powder (Batan) - high quality	Pakistani Rupee	185,000	187,000	+1%
	Off- white powder (Batan) - low quality	Pakistani Rupee	110,000	110,000	0%
	White powder (Crystal)	Pakistani Rupee	310,000	310,000	0%
Nangarhar	Bist powder	Pakistani Rupee	220,000	220,000	0%
	Chara # 1	Pakistani Rupee	13,000	9,000	-31%
	Chara # 2	Pakistani Rupee	5,000	6,000	+20%
	Khata # 1	Pakistani Rupee	7,000	7,000	0%
	Khata # 2	Pakistani Rupee	4,000	4,000	0%
	Off- white powder (Batan)	Pakistani Rupee	315,000	315,000	0%
	White powder (Injection)	Pakistani Rupee	430,000	430,000	0%
Takhar	Off- white powder (Crystal) - 60%	Pakistani Rupee	160,000	150,000	-6%

Note: Price of White powder-high quality heroin in Hirat province was collected for the first time during May 2012.

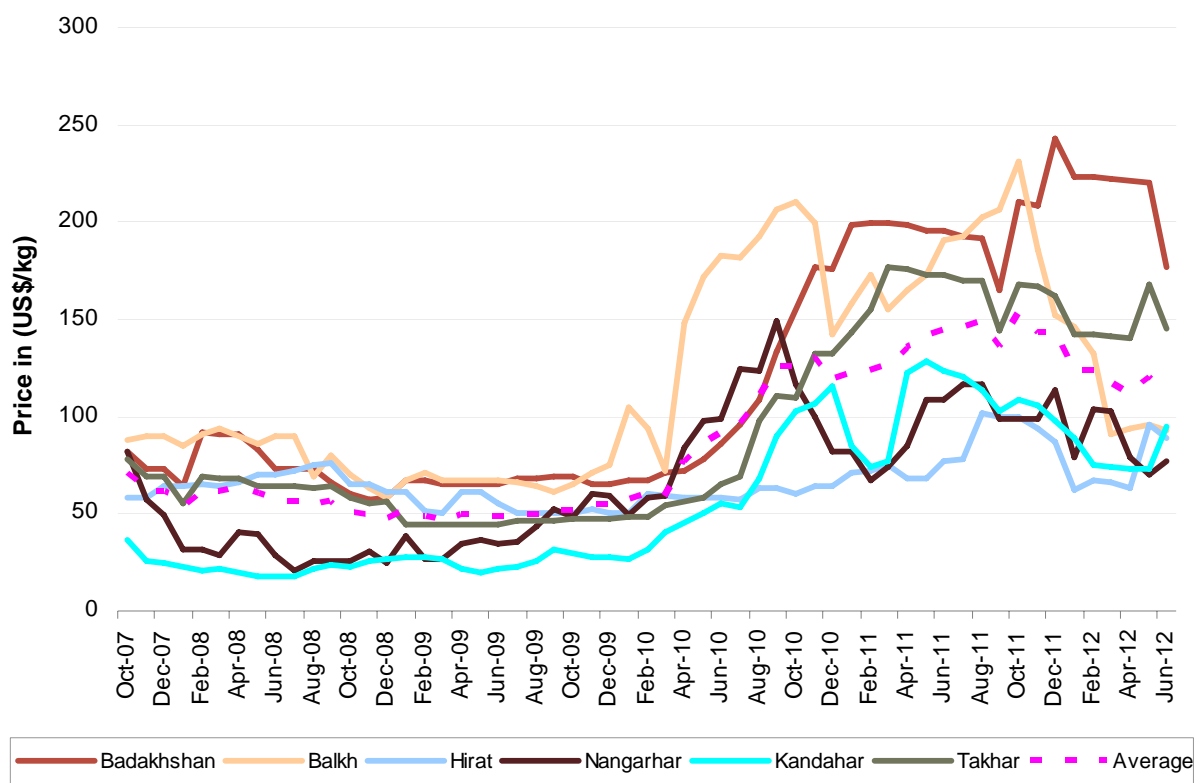
CANNABIS RESIN:

There are mainly three types of cannabis resin available in Afghanistan namely Garda # 1, # 2 and # 3 with quality as best, moderate and fair respectively. Garda # 1 (Shirak) in Badakhshan province has become the most expensive cannabis resin because of its pure quality. Earlier Garda # 1 (Jooshi) of Balkh province was most expensive and popular because of its high quality however it lost its demand due to its blending with lower quality hashish.

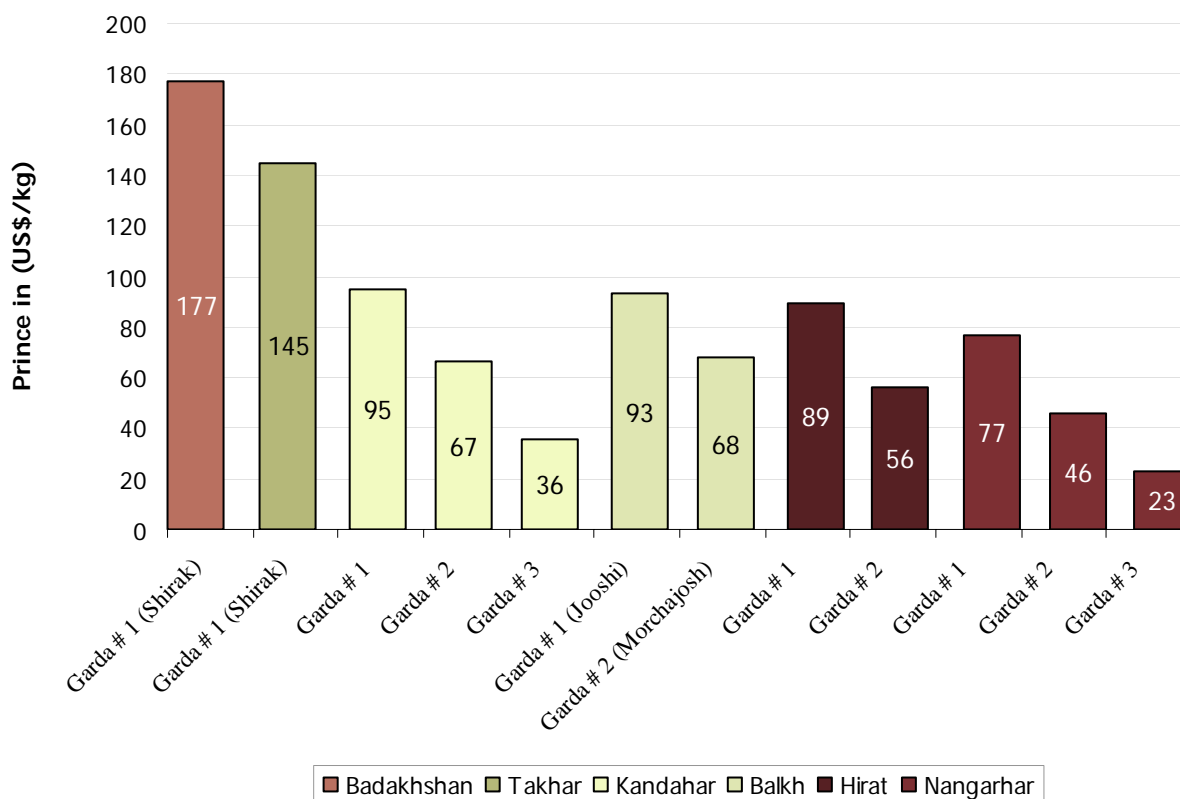
Table 9: Prices of different types of cannabis resin in Afghanistan, (US\$/kg), June 2011 - June 2012

Province	Types of cannabis resin	Jun-11	Jul-11	Aug-11	Sep-11	Oct-11	Nov-11	Dec-11	Jan-12	Feb-12	Mar-12	Apr-12	May-12	Jun-12	Change (Jun-May) %
Badakhshan	Garda #1 (Shirak)	195	192	191	165	210	208	243	223	223	222	221	220	177	-20%
Balkh	Garda #1 (Jooshi)	190	192	202	206	231	186	152	146	132	91	94	96	93	-3%
	Garda #2 (Morchajosh)	162	170	181	180	193	155	112	109	91	50	60	64	68	+6%
Hirat	Garda #1	77	78	102	100	109	94	87	63	68	66	63	96	89	-7%
	Garda #2	64	70	81	67	74	64	59	43	46	45	42	60	56	-7%
Kandahar	Garda #1	123	120	113	103	109	106	98	89	75	74	73	73	95	+29%
	Garda #2	NA	NA	84	72	73	72	65	60	47	45	44	44	67	+51%
	Garda #3	NA	NA	52	46	45	44	38	33	22	22	22	22	36	+62%
Nangarhar	Garda #1	109	116	116	99	99	99	113	79	104	103	79	70	77	+9%
	Garda #2	54	58	58	58	66	58	49	63	72	72	39	31	46	+48%
	Garda #3	21	25	25	23	33	33	16	24	32	32	24	17	23	+34%
Takhar	Garda #1 (Shirak)	173	170	170	144	168	167	162	142	142	141	140	168	145	-14%

Graph 5: Average¹² price of cannabis resin (Garda # 1, best quality) in US\$/kg, Oct 2007 - June 2012



Graph 6: Prices of different types of cannabis resin in Afghanistan, (US\$/kg), June 2012



¹² Simple average of all observations

Table 10: Prices of 1 kilogram of different types of cannabis resin in Afghanistan in local currency, April 2012- May 2012

			Prices of 1 kg of different types of cannabis resin in local currency		
Province	Types of cannabis resin	Local currency	May-12	Jun-12	Change (Jun-May) %
Badakhshan	Garda # 1 (Shirak)	Afghani	11,000	9,140	-17%
Balkh	Garda # 1 (Jooshi)	Afghani	4800	4800	+0%
	Garda # 2 (Morchajosh)	Afghani	3200	3500	+9%
Hirat	Garda # 1	Iranian Tuman	160,000	160,000	+0%
	Garda # 2	Iranian Tuman	100,000	100,000	+0%
Kandahar	Garda # 1	Pakistani Rupee	6,667	8,889	+33%
	Garda # 2	Pakistani Rupee	4,000	6,222	+56%
	Garda # 3	Pakistani Rupee	2,000	3,333	+67%
Nangarhar	Garda # 1	Pakistani Rupee	6,429	7,143	+11%
	Garda # 2	Pakistani Rupee	2,857	4,286	+50%
	Garda # 3	Pakistani Rupee	1,571	2,143	+36%
Takhar	Garda # 1 (Shirak)	Afghani	8,400	7,500	-11%

LICIT CROPS:

Prices of wheat, cotton, saffron, rice (imported) and rice (local) collected in six provinces of Afghanistan are shown in below table.

Table 11: Prices of wheat, cotton, saffron, imported and local rice in Afghanistan in local currency, June 2012

Province	Types of crops	Price/Kg in Pakistani Rupee (PRs)	Price/Kg in Afghani (AFs)	Price/Kg in (US\$)
Badakhshan	Wheat	-	20	0.4
Badakhshan	Rice Imported	-	71	1.4
Badakhshan	Rice Local	-	41	0.8
Balkh	Wheat	-	15	0.3
Balkh	Cotton	-	35	0.7
Balkh	Rice Imported	-	55	1.1
Balkh	Rice Local	-	47	0.9
Hirat	Wheat	-	17	0.3
Hirat	Cotton	-	87	2
Hirat	Saffron	-	80,000	1553
Hirat	Rice Imported	-	70	1.4
Hirat	Rice Local	-	64	1.2
Kandahar	Wheat	52	-	0.6
Kandahar	Cotton	200	-	2.1
Kandahar	Rice Imported	99	-	1.1
Nangarhar	Wheat	28	-	0.3
Nangarhar	Cotton	175	-	2
Nangarhar	Rice Imported	118	-	1
Nangarhar	Rice Local	46	-	0.5
Takhar	Wheat	-	15	0.3
Takhar	Rice Imported	-	70	1.4
Takhar	Rice Local	-	41	0.8

CANNABIS AND POPPY SEEDS:

Prices of cannabis and poppy seeds are collected in eighteen provinces of Afghanistan are shown in below table.

Table 12: Prices of cannabis and poppy seeds in local currency, May 2012 – June 2012

Province	Types of seed	Local currency	Prices of 1 kg of cannabis seed and poppy seed in local currency		Change (Jun-May) (%)
			May-12	Jun-12	
Badakhshan	Poppy seed	Afghani	30	25	-17%
	Cannabis seed	Afghani	25	15	-40%
Baghlan	Poppy seed	Afghani	40	36	-10%
	Cannabis seed	Afghani	15	25	+67%
Balkh	Poppy seed	Afghani	60	52	-13%
	Cannabis seed	Afghani	20	25	+25%
Farah	Poppy seed	Afghani	35	35	0%
	Cannabis seed	Afghani	40	40	0%
Faryab	Poppy seed	Afghani	80	70	-13%
	Cannabis seed	Afghani	25	30	+20%
Hilmand	Poppy seed	Afghani	40	37	-8%
	Cannabis seed	Afghani	20	20	+0%
Hirat	Poppy seed	Afghani	45	45	0%
	Cannabis seed	Afghani	50	50	0%
Kabul	Poppy seed	Afghani	38	45	18%
Kandahar	Poppy seed	Afghani	40	38	-6%
	Cannabis seed	Afghani	19	18.9	-0.6%
Kapisa	Poppy seed	Afghani	43	33	-23%
Kunar	Poppy seed	Pakistani Ruppee	36	43	+19%
Laghman	Poppy seed	Pakistani Ruppee	43	50	+16%
Logar	Cannabis seed	Afghani	42	35	-17%
Nangarhar	Poppy seed	Pakistani Ruppee	71	71	0%
	Cannabis seed	Pakistani Ruppee	17	21	+24%
Paktya	Cannabis seed	Afghani	40	30	-25%
Takhar	Poppy seed	Afghani	30	20	-33%
	Cannabis seed	Afghani	25	15	-40%
Uruzgan	Poppy seed	Afghani	40	38	-6%
	Cannabis seed	Afghani	18	17.8	-1%
Zabul	Poppy seed	Afghani	44	40	-9%
	Cannabis seed	Afghani	21	21	+1%

PRICES OF HEROIN, OPIUM AND HASHISH AT CONSUMER LEVEL:

The consumer prices of heroin, opium and hashish collected in different regions of Afghanistan are as below. The quality of product varies in different regions.

Graph 7: Regional average¹³ prices of heroin, opium and hashish at consumer level in (US\$/Kg), June 2012

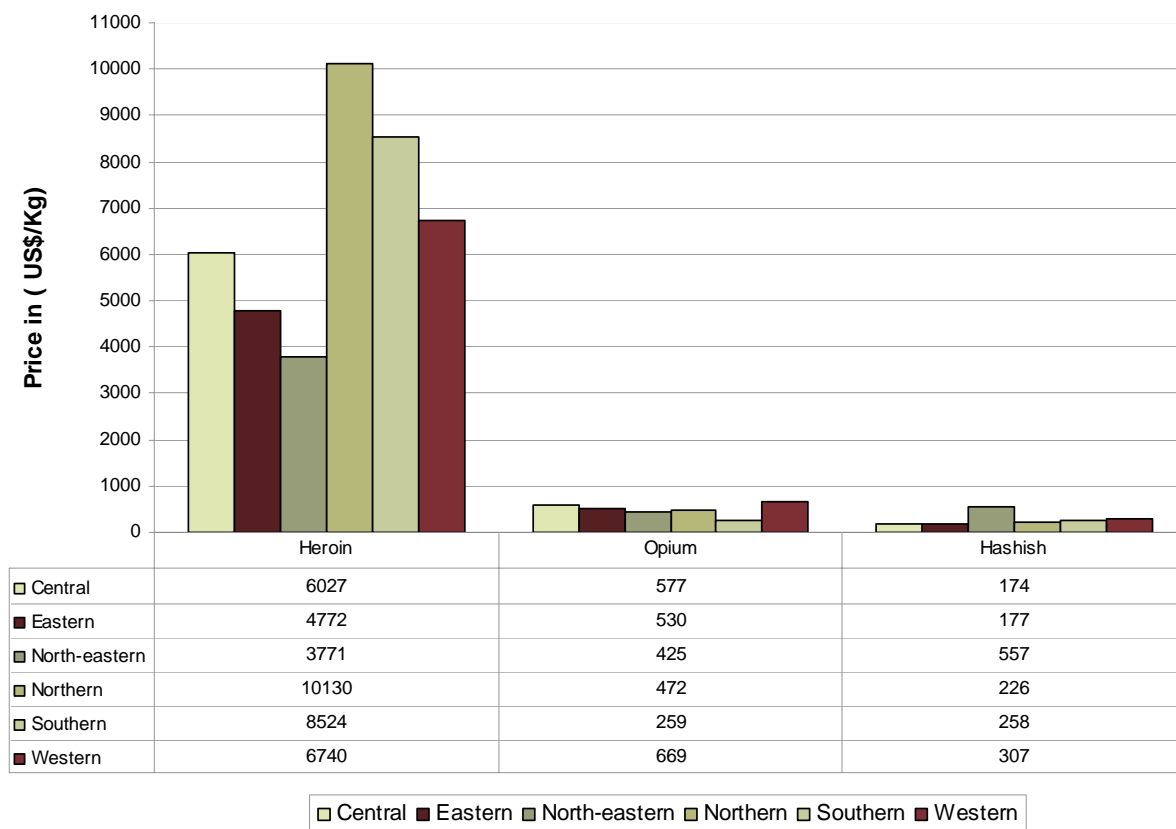


Table 13: Average¹⁴ prices of Heroin, Opium and Hashish at consumer level in Afghanistan, (US\$/kg), June 2011- June 2012

Types of drug	Average prices in (US\$/kg)													Change (Jun-May) (%)
	Jun-11	Jul-11	Aug-11	Sep-11	Oct-11	Nov-11	Dec-11	Jan-12	Feb-12	Mar-12	Apr-12	May-12	Jun-12	
Heroin	6,093	6,131	6,420	6,335	6,771	6,419	6,582	6,397	6,179	6,078	6,716	6,414	6,635	+3%
Opium	518	420	577	636	610	567	537	539	509	499	488	494	492	-0.4%
Hashish	306	344	340	312	320	274	276	282	272	263	253	255	245	-4%

¹³ Simple average of all observations

¹⁴ Simple average of all observations

PRICES OF DRUGS IN PESHAWAR, PAKISTAN:

UNODC regional office in Peshawar, Pakistan reported the prices of different types of opium, heroin and hashish.

OPIUM:

There are three types of dry opium namely Opium - Afghanistan (opium of Afghanistan), Opium - Terra and Opium - Tapa (adulterated) available in Peshawar, Pakistan. Opium-Terra is the most expensive opium reported in Peshawar.

Table 14: Prices of different types of opium in Peshawar, Pakistan in (US\$/Kg):

Types of opium	Jun-11	Jul-11	Aug-11	Sep-11	Oct-11	Nov-11	Dec-11	Jan-12	Feb-12	Mar-12	Apr-12	May-12	Jun-12	Change (Jun-May) %
Opium - Terra	393	418	428	483	485	461	447	438	481	471	457	463	424	-8%
Opium - Afghanistan	262	267	266	437	439	427	413	405	425	416	397	385	361	-6%
Opium - Tapa (adulterated)	214	209	208	218	219	219	212	214	268	263	253	253	180	-29%

HEROIN:

There are three types of heroin namely White (Injection), Yellow (Batan) and Saada (Ordinary) available in Peshawar, Pakistan. White (injection) is the most expensive one. White (injection) heroin is the most expensive heroin reported in Peshawar.

Table 15: Prices of different types of heroin in Peshawar, Pakistan in (US\$/Kg):

Types of heroin	Jun-11	Jul-11	Aug-11	Sep-11	Oct-11	Nov-11	Dec-11	Jan-12	Feb-12	Mar-12	Apr-12	May-12	Jun-12	Change (Jun-May) %
Heroin - White (Injection)	5,115	5,114	5,031	5,057	5,312	5,073	4,913	4,835	4,919	4,820	5,124	5,066	4,934	-3%
Heroin - Yellow (Batan)	4,639	4,882	4,800	4,827	5,081	4,843	4,690	4,666	4,752	4,656	4,904	4,845	4,668	-4%
Heroin - Saada (Ordinary)	1,309	1,395	1,388	1,379	1,386	1,499	1,452	1,462	1,789	1,753	1,873	2,037	1,772	-13%

HASHISH:

There are three types of hashish namely Hashish - Garda # 1, # 2 and # 3 available in Peshawar, Pakistan. Hashish-Garda#1 is the most expensive hashish reported in Peshawar.

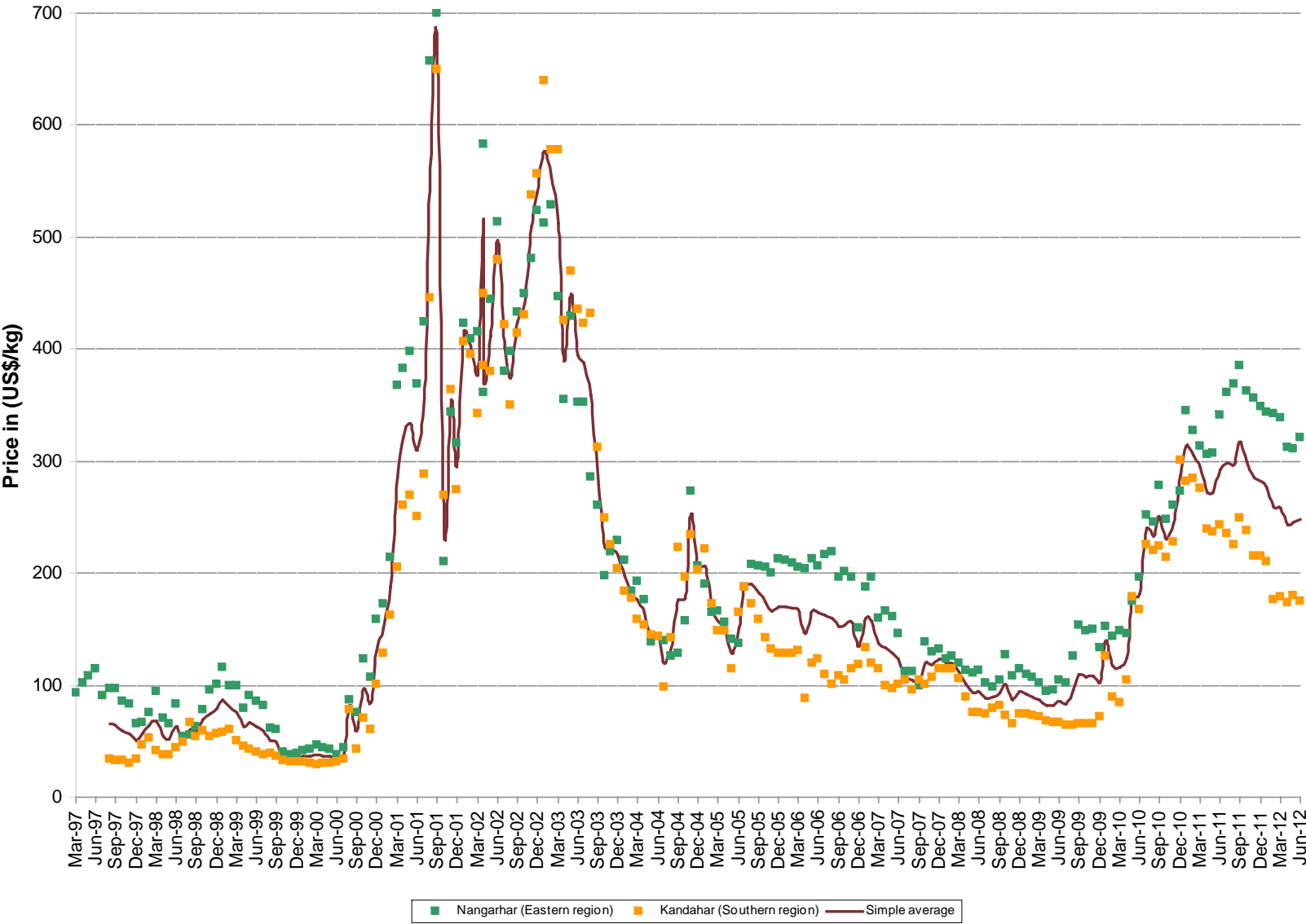
Table 16: Prices of different types of Hashish in Peshawar, Pakistan in (US\$/Kg):

Types of hashish	Jun-11	Jul-11	Aug-11	Sep-11	Oct-11	Nov-11	Dec-11	Jan-12	Feb-12	Mar-12	Apr-12	May-12	Jun-12	Change (Jun-May) %
Hashish - Garda # 1	678	663	648	575	577	577	558	585	630	624	628	551	541	-2%
Hashish - Garda # 2	440	407	382	379	381	380	369	371	391	383	408	418	403	-4%
Hashish - Garda # 3	262	244	243	241	242	242	235	236	235	230	253	363	340	-7%

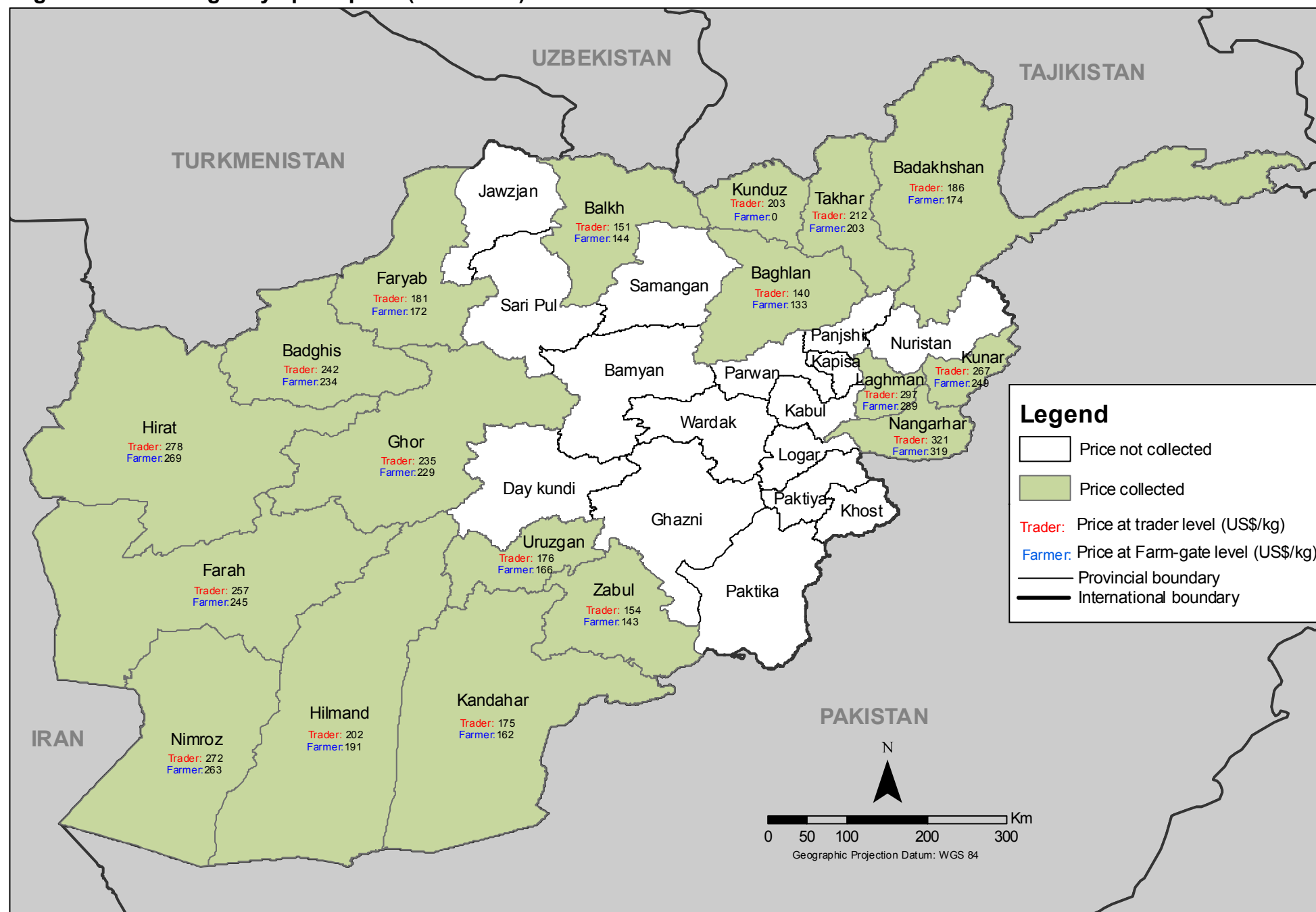
Table 17: Prices of different types of drugs in Peshawar, Pakistan in local currency, (Pak Rupee/kg):

Types of drugs	Price in (Pakistani Rupee)/kg		
	May-12	Jun-12	Change (Jun-May) %
Opium -Afghanistan	35,000	34,000	-3%
Opium -Tapa (Adulterated)	23,000	17,000	-26%
Opium -Terra	42,000	40,000	-5%
Heroin -White (Injection)	460,000	465,000	+1%
Heroin -Yellow (Batan)	440,000	440,000	0%
Heroin -Saada (Ordinary)	185,000	167,000	-10%
Hashish -Garda # 1	50,000	51,000	+2%
Hashish -Garda # 2	38,000	38,000	+0%
Hashish -Garda # 3	33,000	32,000	-3%

Graph 8: Average price of dry opium collected from traders in Nangarhar and Kandahar provinces (US\$/Kg), March 1997 – June 2012



Afghanistan: Average dry opium price (June 2012)



Source: Government of Afghanistan - National monitoring system implemented by MCN / UNODC

Note: The boundaries and names shown and the designations used on this map do not imply official endorsement or acceptance by the United Nations.

Regional grouping of provinces for the opium poppy survey in Afghanistan



Source: Government of Afghanistan - National monitoring system implemented by UNODC

Note: The boundaries and names shown and the designations used on this map do not imply official endorsement or acceptance by the United Nations.