



**Islamic Republic of Afghanistan
Ministry of Counter Narcotics**



UNODC
United Nations Office on
Drugs and Crime

مطابق ثور ۱۳۹۱ هجری - شمسی April 2012

Afghanistan Opium Price Monitoring Monthly Report



**Ministry of Counter Narcotics, Islamic Republic of Afghanistan, Kabul
And
United Nations Office on Drugs and Crime, Kabul**

Summary

- Prices are collected in the last week of every month from around twenty farmers and twenty traders depending on the availability of the farmers and traders. Prices are collected by MCN Survey coordinators generally from different farmers and traders each month; however the price data collection is sourced from a few known farmers and traders as well.
- Opium prices are collected from 18 of 34 provinces namely Badakhshan, Baghlan, Badghis, Balkh, Farah, Faryab, Ghor, Hilmand, Hirat, Kandahar, Kunar, Kunduz, Laghman, Nangarhar, Nimroz, Uruzgan, Takhar and Zabul. The province of Baghlan has been included in the opium price monitoring as of August and the provinces of Uruzgan and Zabul have been included in the opium price monitoring as of September 2011. The prices of dry and fresh opium are collected from farmers (at farm-gate level) and traders (at trader level).
- Different varieties of heroin, morphine and cannabis resin prices are collected from six provinces of Afghanistan namely Badakhshan, Balkh, Hirat, Nangarhar, Kandahar and Takhar.
- As of February 2011, prices of some licit crops such as wheat, saffron, imported and local rice is also collected from six provinces of Afghanistan.
- As of March 2012, prices of poppy, cannabis seeds and acetic anhydride are included in the report as well.
- Different varieties of opium, heroin and hashish prices are also collected for Peshawar the nearest town in Pakistan. Prices are collected and reported by UNODC office in Peshawar, Pakistan.
- As of August 2011, prices are also presented in local currency for convenience of certain analysis; however the national average prices are presented in USD. At the regional level, average prices are reflected in local currency with exception of the Western region since prices are reported in two different currencies.
- Prices are reported in different currencies in different regions. The prices in Eastern region (Kunar, Laghman and Nangarhar) and Southern region (Kandahar, Hilmand, Uruzgan and Zabul) are reported in Pakistani rupees. In Northern (Balkh, Baghlan, Farayb) and North-eastern (Badakhshan, Kunduz, Takhar) regions, the prices are reported in Afghani. However, prices are reported in two different currencies namely Afghani and Iranian Tuman in Western region. The prices are converted in US\$ using the exchange rate from oanda.com site considering the rates on the same date the observation is made.
- **Average¹ price of dry Opium in Afghanistan, (US\$/kg)**

Dry Opium	Apr-11	Apr-12	Increase/ Decrease (%)
<i>Farm-gate price (US\$/Kg)</i>	256	210	-18%
<i>Trader price (US\$/Kg)</i>	273	222	- 19%

- **Average² price of fresh Opium in Afghanistan, (US\$/kg)**

Fresh Opium	Apr-11	Apr-12	Increase/ Decrease (%)
<i>Farm-gate price (US\$/Kg)</i>	227	158	-30%
<i>Trader price (US\$/Kg)</i>	237	166	-30%

¹ Simple average of all observations

² Simple average of all observations

- **Average³ price of Cannabis Resin in Afghanistan, (US\$/kg)**

Types of cannabis resin	Apr-11	Apr-12	Increase/ Decrease (%)
<i>Cannabis resin (Garda # 1) price in (US\$/kg)</i>	136	112	-18%
<i>Cannabis resin (Garda # 2) price in (US\$/kg)</i>	80	46	-43%
<i>Cannabis resin (Garda # 3) price in (US\$/kg)</i>	12	23	+92%

- **Heroin (best quality) and Hashish prices in Peshawar, Pakistan (US\$/kg)**

Types of Heroin/Hashish	Apr-11	Apr-12	Increase/Decrease (%)
<i>Heroin - White (Injection) price (US\$/kg)</i>	4,516	5,124	+13%
<i>Hashish - (Garda # 1) price (US\$/kg)</i>	630	628	-0.3%
<i>Hashish - (Garda # 2) price (US\$/kg)</i>	475	408	-14%
<i>Hashish - (Garda # 3) price (US\$/kg)</i>	285	253	-11%

- **Average⁴ price of Heroin, Opium and Hashish at consumer level in Afghanistan, (US\$/kg)**

Types of drugs	Apr-11	Apr-12	Increase/Decrease (%)
Heroin	6,614	6,716	+2%
Opium	495	488	-1%
Hashish	291	253	-13%

- **Average price of Wheat, Cotton, Saffron, Imported and Local Rice in Afghanistan, (US\$/kg)**

Types of crops	Apr-11	Apr-12	Increase/Decrease (%)
Wheat	0.40	0.49	+23%
Cotton	2.30	1.6	-32%
Saffron	NA	1,604	-
Rice Imported	NA	1.2	-
Rice Local	NA	0.9	-

³ Simple average of all observations

⁴ Simple average of all observations

DRY OPIUM:

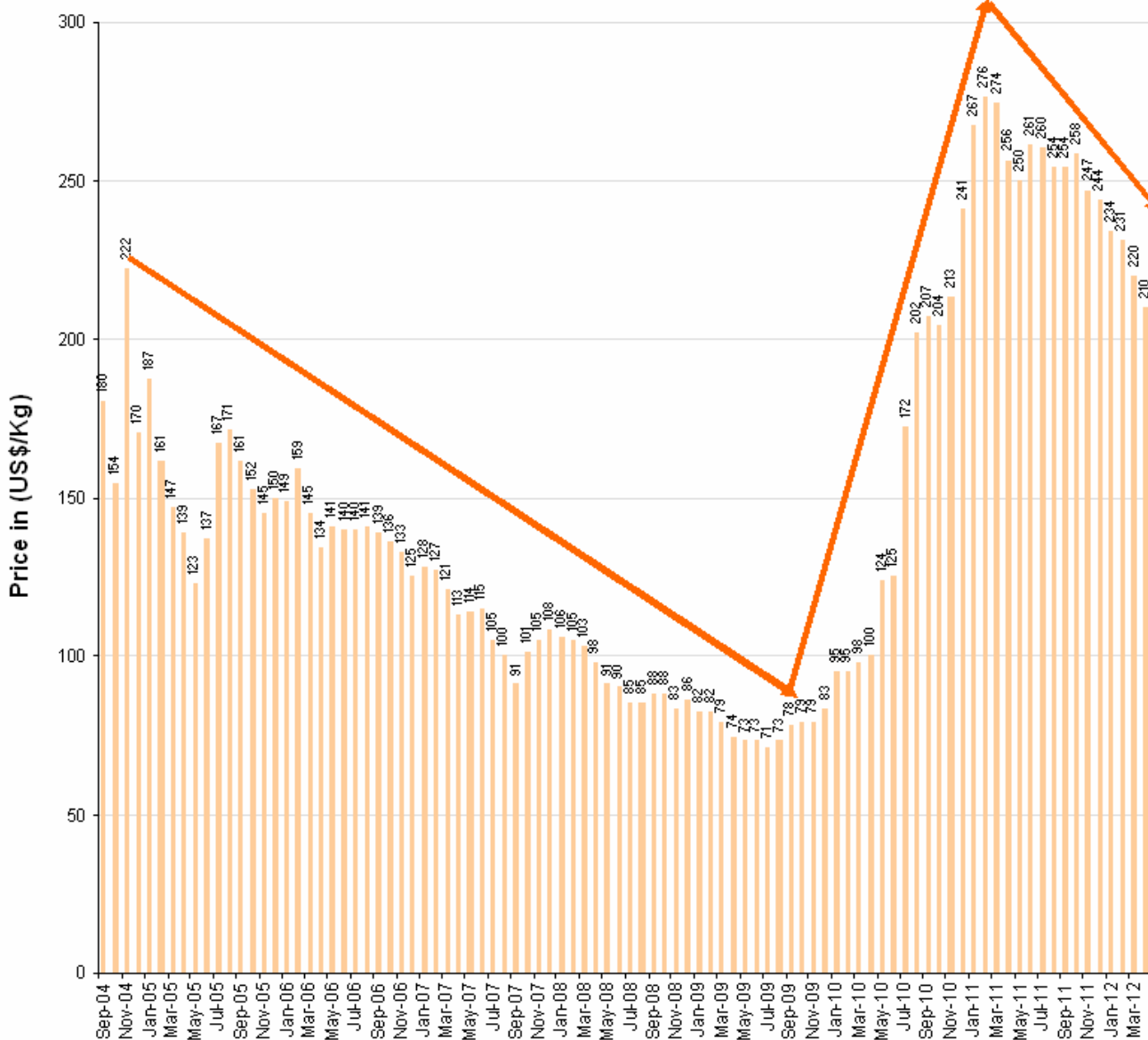
FARM-GATE PRICE:

At the end of April 2012, the national average price for one kilogram of dry opium in Afghanistan at the farm-gate level was **US\$ 210/kg** with **4%** decrease compared to price reported in March 2012 (**US\$ 220/kg**). The price of dry opium at farm-gate level has decreasing trend since February 2011.

The average dry opium price at the farm-gate level in April 2012 is **18%** lower than the price reported in April 2011 which was **US\$ 256/kg**.

Price of opium (dry) was not found to be varying in different regions depending on the quality except in Balkh province where another quality of dry opium by the name of **Chaynaki** is available at Farm-gate level. The average price of 1 kilogram of Chaynaki dry opium at Farm-gate level was reported **US\$ 224/kg** in April 2012.

Graph 1: National ⁵Average price of dry opium at farm-gate level from September 2004 to March 2012



⁵ Simple average of all observations

TRADER PRICE:

At the end of April 2012, the national average dry opium price collected from traders was **US\$ 222/kg** with **4 %** decrease compared to the price reported in March 2012 (**US\$ 232/kg**).

The average dry opium price at trader level in April 2012 is **19%** lower than the price reported in April 2011 which was **US\$ 273/kg**.

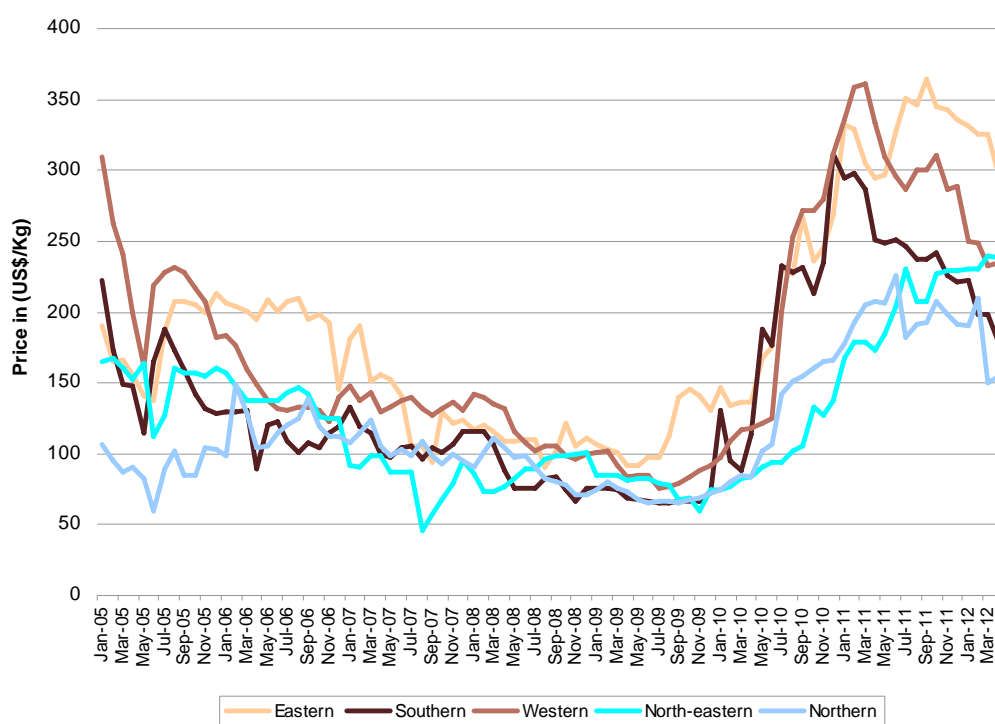
Dry opium price collected from traders has decreased by 10%, 9%, and 0.4% in Southern, Eastern and North-eastern regions respectively. Price has increased by 3% and 1% in Northern and Western regions respectively.

Table 1: Regional average⁶ price of dry opium collected from traders (US\$/Kg)

Region	Price of Dry Opium (US\$/Kg)		Price change (%)
	Mar-12	Apr-12	
Eastern region (Kunar, Laghman, Nangarhar)	325	296	-9%
Southern region (Hilmand, Kandahar, Uruzgan, Zabul)	198	178	-10%
Western region (Badghis, Farah, Ghor, Hirat, Nimroz)	233	235	+1%
North-eastern region (Badakhshan, Kunduz, Takhar)	239	238	-0.4%
Northern region (Baghlan, Balkh, Faryab)	150	155	+3%
Average	232	222	-4%

In Balkh province, another quality of dry opium by the name of **Chaynaki** is available at trader level. The average price of 1 kilogram of Chaynaki dry opium at trader level was reported **US\$ 236/kg** at the end of April 2012.

Graph 2: Regional average² price of dry opium from traders (January 2005 to April 2012)



⁶ Simple average of all observations

Table 2: Regional average⁷ price of dry opium in local currency

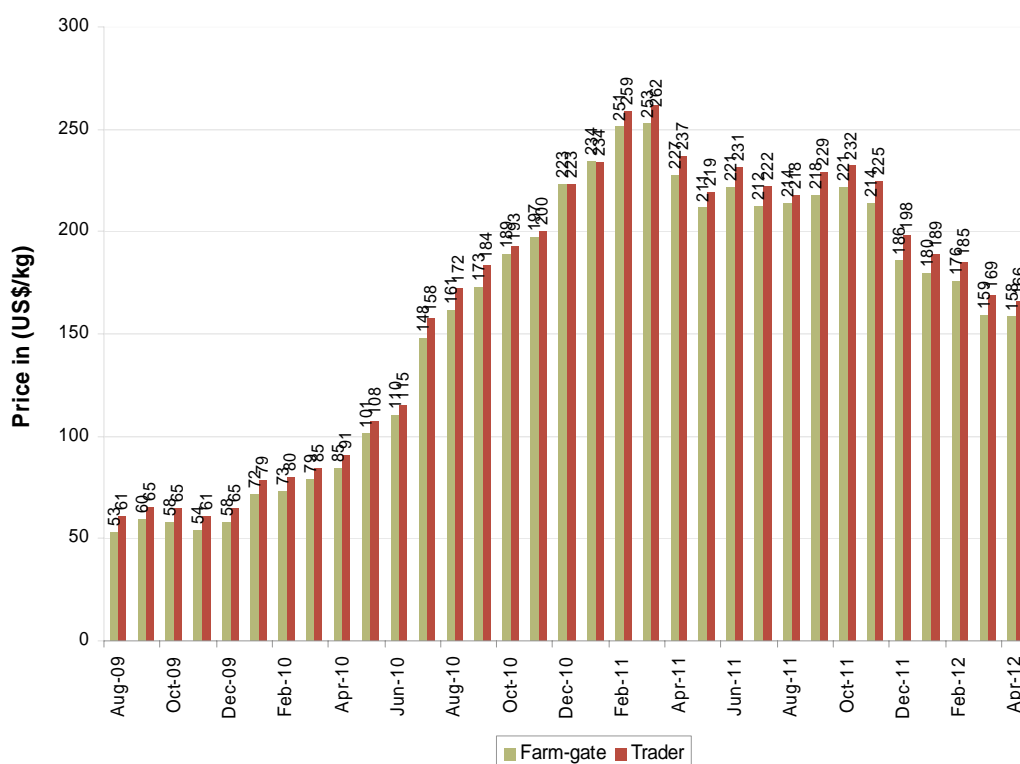
	Local currency	Price of 1 kg of Dry Opium in local currency				Change at farm-gate level (Apr-Mar) (%)	Change at trader level (Apr-Mar) (%)
		Mar-12		Apr-12			
		Farm-gate	Trader	Farm-gate	Trader		
Eastern region (Kunar, Laghman, Nangarhar)	Pakistani Rupee	28,907	29,310	26,439	26,816	-9%	-9%
Southern region (Hilmand, Kandahar, Uruzgan, Zabul)	Pakistani Rupee	16,894	17,890	15,219	16,128	-10%	-10%
Western region (Badghis, Ghor) *	Afghani	10,127	10,525	10,127	10,525	0%	0%
Western region (Farah, Hirat, Nimroz) *	Imanian Tuman	451,302	469,637	462,969	481,304	+3%	+2%
North-eastern region (Badakhshan, Kunduz, Takhar)	Afghani	10,009	11,610	10,009	11,630	+0%	+0%
Northern region (Baghlan, Balkh, Faryab)	Afghani	7,045	7,431	7,302	7,711	+4%	+4%

* Western region is divided in two groups because of prices available in two currencies

FRESH OPIUM:

At the end of April 2012, the national average price of fresh opium was **US\$ 158/kg** and **US\$ 166/kg** at the farm-gate and trader level with **1%** and **2%** decreases respectively compared to the price reported in March 2012 which was **US\$ 159/kg** and **US\$ 169/kg** at the farm-gate and trader level respectively.

Graph 3: National average⁸ price of fresh opium at farm-gate and trader level, US\$/kg (August 2009 to April 2012)



⁷ Simple average of all observations

⁸ Simple average of all observations

Table 3: Regional average⁹ price of 1 kilogram of fresh opium in local currency

		Price of 1 kg of Fresh Opium in local currency					
		Mar-12		Apr-12			
Region	Local currency	Farm-gate	Trader	Farm-gate	Trader	Change at farm-gate level (Apr-Mar) (%)	Change at trader level (Apr-Mar) (%)
Eastern region (Kunar, Laghman, Nangarhar)	Pakistani Rupee	NA	NA	NA	NA	NA	NA
Southern region (Hilmand, Kandahar, Uruzgan, Zabul)	Pakistani Rupee	13,906	15,133	13,198	14,038	-5%	-7%
Western region (Badghis, Ghor) *	Afghani	9,093	9,428	9,093	9,428	0%	0%
Western region (Farah, Hirat, Nimroz) *	Imnianian Tuman	379,874	393,861	392,430	406,417	+3%	+3%
North-eastern region (Badakhshan, Kunduz, Takhar)	Afghani	NA	NA	NA	NA	NA	NA
Northern region (Baghlan, Balkh, Faryab)	Afghani	5,705	6,150	5,925	6,325	+4%	+3%

* Western region is divided in two groups because of prices available in two currencies

Table 4: Number of observations of dry and fresh opium prices

	Number of observations (n)		Number of provinces price collected
	Farm-gate price	Trader price	
Dry Opium	186	184	18
Fresh Opium	120	119	12

⁹ Simple average of all observations

HEROIN:

There are several types of heroin available in Afghanistan with different quality. The prices of White powder (injection) in Nangarhar province, White powder (Crystal) in Kandahar and Balkh provinces and Off-white (Crystal)-100% in Badakhshan province are the most expensive heroin reported in Afghanistan. The cheapest heroin (**US\$ 55/kg**) is called as Khata # 2 reported in Nangarhar province.

Table 5: Prices of different types of Heroin in Afghanistan, (US\$/kg), Apr 2011 - Apr 2012

Province	Types of Heroin	Apr-11	May-11	Jun-11	Jul-11	Aug-11	Sep-11	Oct-11	Nov-11	Dec-11	Jan-12	Feb-12	Mar-12	Apr-12	Change (Apr-Mar) %
Badakhshan	Chara (20%)	na	na	na	na	1,020	998	1,031	932	912	912	913	1,007	1,008	+0.1%
	Off-white powder (Crystal) - 100%	3,630	3,568	3,612	4,261	4,252	4,072	4,209	4,351	4,258	4,254	4,260	4,631	4,613	-0.4%
Balkh	Bist powder	2,772	2,736	2,757	2,578	2,594	2,545	2,652	2,549	2,457	2,471	2,495	2,454	2,467	+1%
	White powder (Crystal)	4,631	4,563	4,596	4,368	4,379	4,276	4,427	4,310	4,184	4,598	4,625	4,583	4,573	-0.2%
Hirat	Morphine	1,364	1,364	1,364	1,304	1,277	1,250	1,250	1,185	1,111	NA	1,081	1,053	1,047	-1%
	Off-white coarse powder (Crystal)	2,091	1,818	1,909	1,826	1,702	1,750	1,792	1,630	1,250	NA	1,622	1,658	1,623	-2%
	White powder	1,636	1,545	1,636	1,565	1,362	1,583	1,625	1,481	1,736	1,750	2,703	2,737	2,618	-4%
Kandahar	Morphine	2,900	2,879	2,914	2,848	2,852	2,863	2,772	2,998	3,041	2,528	2,516	2,449	2,205	-10%
	Off-white powder (Batan) - high quality	2,175	2,141	2,141	2,092	2,078	2,061	1,987	2,306	2,383	2,183	2,124	2,059	2,040	-1%
	Off-white powder (Batan) - low quality	na	na	na	na	1,385	1,374	1,386	1,730	1,793	1,413	1,342	1,224	1,213	-1%
	White powder (Crystal)	4,338	4,282	4,223	4,057	4,041	4,066	4,043	3,920	3,914	3,390	3,242	3,651	3,473	-5%
Nangarhar	Bist powder	2,976	2,521	2,479	2,678	3,005	2,897	2,656	2,883	2,795	3,447	2,617	2,520	2,479	-2%
	Chara # 1	143	141	118	116	173	174	139	115	157	161	178	175	149	-15%
	Chara # 2	71	70	83	58	92	70	58	58	89	92	111	110	72	-35%
	Khata # 1	95	117	94	105	92	81	69	69	112	138	89	87.6	88.2	+1%
	Khata # 2	24	47	35	58	46	46	46	46	56	57	45	44	55	+26%
	Off-white powder (Batan)	3,452	3,693	3,660	3,726	3,930	3,998	3,811	4,093	3,690	4,367	3,731	3,670	3,526	-4%
	White powder (Injection)	4,404	4,924	4,841	5,006	5,086	5,214	5,081	5,073	4,808	5,056	4,956	5,039	4,848	-4%
Takhar	Off-white powder (Crystal) - 60%	2,856	2,811	2,920	2,983	2,971	2,993	3,082	3,108	3,041	3,039	3,043	3,021	3,008	-0.4%

Graph 4: Prices of different types of heroin in Afghanistan, (US\$/kg), April 2012

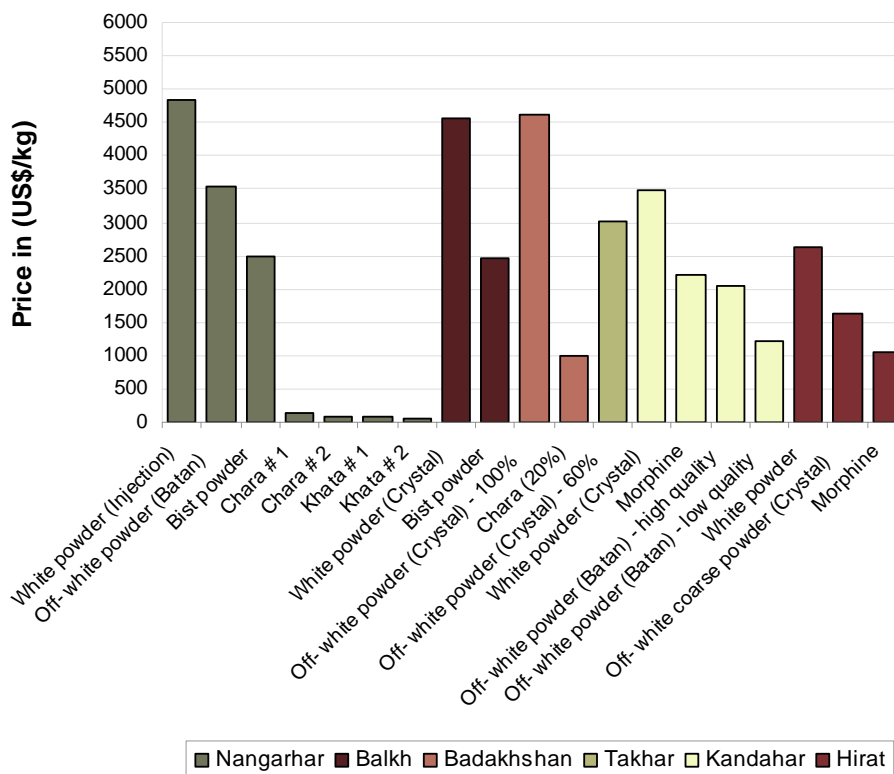


Table 6: Prices of 1 kilogram of different types of Heroin in local currency

Province	Types of heroin	Local currency	Prices of 1 kg of different types of heroin in local currency		Change (Apr-Mar) %
			Mar-12	Apr-12	
Badakhshan	Chara (20%)	Afghani	50,000	50,000	+0%
	Off- white powder (Crystal) - 100%	Afghani	230,000	230,000	+0%
Balkh	Bist powder	Afghani	121,000	123,000	+2%
	White powder (Crystal)	Afghani	226,000	228,000	+1%
Hirat	Morphine	Iranian Tuman	2,000,000	2,000,000	0%
	Off- white coarse powder (Crystal)	Iranian Tuman	3,150,000	3,100,000	-2%
	White powder	Iranian Tuman	5,200,000	5,000,000	-4%
Kandahar	Morphine	Pakistani Rupee	220,000	200,000	-9%
	Off- white powder (Batan) - high quality	Pakistani Rupee	185,000	185,000	0%
	Off- white powder (Batan) - low quality	Pakistani Rupee	110,000	110,000	0%
	White powder (Crystal)	Pakistani Rupee	328,000	315,000	-4%
Nangarhar	Bist powder	Pakistani Rupee	230,000	225,000	-2%
	Chara # 1	Pakistani Rupee	16,000	13,500	-16%
	Chara # 2	Pakistani Rupee	10,000	6,500	-35%
	Khata # 1	Pakistani Rupee	8,000	8,000	0%
	Khata # 2	Pakistani Rupee	4,000	5,000	+25%
	Off- white powder (Batan)	Pakistani Rupee	335,000	320,000	-4%
	White powder (Injection)	Pakistani Rupee	460,000	440,000	-4%
Takhar	Off- white powder (Crystal) - 60%	Pakistani Rupee	150,000	150,000	0%

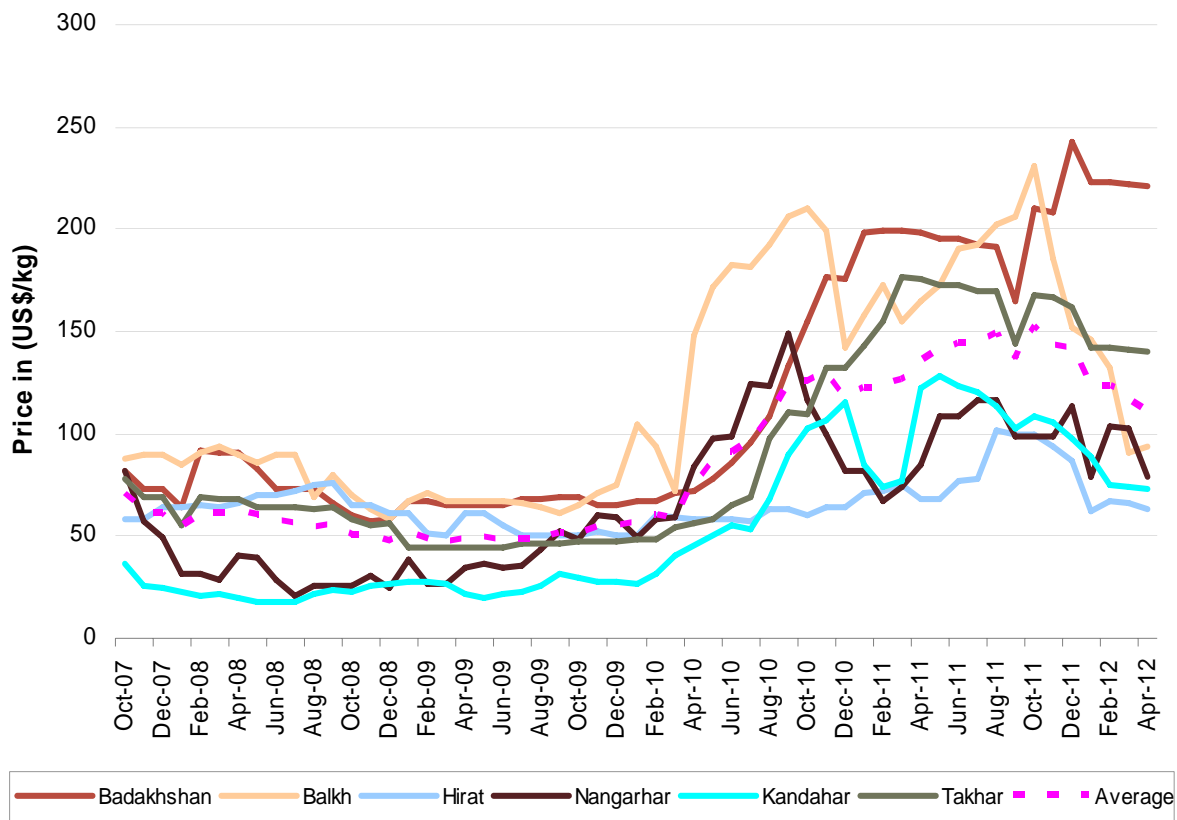
CANNABIS RESIN:

There are mainly three types of cannabis resin available in Afghanistan namely Garda # 1, # 2 and # 3 with quality as best, moderate and fair respectively. Garda # 1 (Jooshi) in Balkh province is the most expensive cannabis resin because of its best quality.

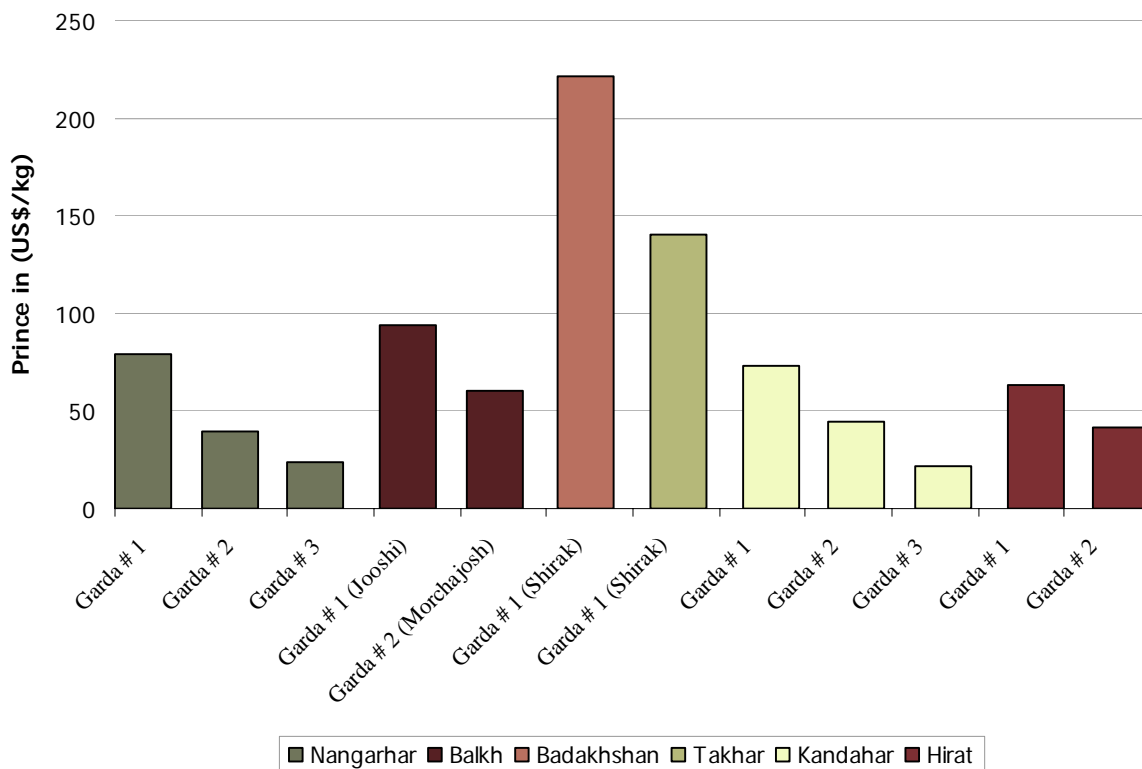
Table 7: Prices of different types of cannabis resin in Afghanistan, (US\$/kg), Apr 2011 - Apr 2012

Province	Types of cannabis resin	Apr-11	May-11	Jun-11	Jul-11	Aug-11	Sep-11	Oct-11	Nov-11	Dec-11	Jan-12	Feb-12	Mar-12	Apr-12	Change (Apr-Mar) %
Badakhshan	Garda # 1 (Shirak)	198	195	195	192	191	165	210	208	243	223	223	222	221	-0.5%
Balkh	Garda # 1 (Jooshi)	165	173	190	192	202	206	231	186	152	146	132	91	94	+4%
	Garda # 2 (Morchajosh)	141	151	162	170	181	180	193	155	112	109	91	50	60	+20%
Hirat	Garda # 1	68	68	77	78	102	100	109	94	87	63	68	66	63	-5%
	Garda # 2	59	59	64	70	81	67	74	64	59	43	46	45	42	-7%
Kandahar	Garda # 1	122	128	123	120	113	103	109	106	98	89	75	74	73	-1%
	Garda # 2	NA	NA	NA	NA	84	72	73	72	65	60	47	45	44	-1%
	Garda # 3	NA	NA	NA	NA	52	46	45	44	38	33	22	22	22	-1%
Nangarhar	Garda # 1	85	109	109	116	116	99	99	99	113	79	104	103	79	-24%
	Garda # 2	41	54	54	58	58	58	66	58	49	63	72	72	39	-45%
	Garda # 3	12	21	21	25	25	23	33	33	16	24	32	32	24	-26%
Takhar	Garda # 1 (Shirak)	176	173	173	170	170	144	168	167	162	142	142	141	140	-1%

Graph 5: Average¹⁰ price of cannabis resin (Garda # 1, best quality) in US\$/kg, Oct 2007 - Apr 2012



Graph 6: Prices of different types of cannabis resin in Afghanistan, (US\$/kg), April 2012



¹⁰ Simple average of all observations

Table 8: Prices of 1 kilogram of different types of cannabis resin in Afghanistan in local currency, Mar 2012- Apr 2012

			Prices of 1 kg of different types of cannabis resin in local currency		
Province	Types of cannabis resin	Local currency	Mar-12	Apr-12	Change (Apr-Mar) %
Badakhshan	Garda # 1 (Shirak)	Afghani	11,000	11,000	0%
Balkh	Garda # 1 (Jooshi)	Afghani	4,500	4700	+4%
	Garda # 2 (Morchajosh)	Afghani	2,500	3000	+20%
Hirat	Garda # 1	Iranian Tuman	125,000	120,000	-4%
	Garda # 2	Iranian Tuman	85,000	80,000	-6%
Kandahar	Garda # 1	Pakistani Rupee	6,667	6,667	0%
	Garda # 2	Pakistani Rupee	4,000	4,000	0%
	Garda # 3	Pakistani Rupee	2,000	2,000	0%
Nangarhar	Garda # 1	Pakistani Rupee	9,286	7,143	-23%
	Garda # 2	Pakistani Rupee	6,429	3,571	-44%
	Garda # 3	Pakistani Rupee	2,857	2,143	-25%
Takhar	Garda # 1 (Shirak)	Afghani	7,000	7,000	0%

LICIT CROPS:

Prices of wheat, cotton, saffron, rice (imported) and rice (local) collected in six provinces of Afghanistan are shown in below table.

Table 9: Prices of wheat, cotton, saffron, imported and local rice in Afghanistan in local currency, April 2012

Province	Types of crop	Price/Kg in Pakistani Rupee (PRs)	Price/Kg in Afghani (AFs)	Price/Kg in (US\$)
Badakhshan	Wheat	-	23	0.5
Badakhshan	Rice Imported	-	70	1.4
Badakhshan	Rice Local	-	56	1.1
Balkh	Wheat	-	17	0.9
Balkh	Cotton	-	44	0.3
Balkh	Rice Imported	-	45	0.9
Balkh	Rice Local	-	35	0.7
Hirat	Wheat	-	17	0.3
Hirat	Cotton	-	87	2
Hirat	Saffron	-	80,000	1604
Hirat	Rice Imported	-	70	1.4
Hirat	Rice Local	-	64	1.3
Kandahar	Wheat	52	-	0.6
Kandahar	Cotton	200	-	2.2
Kandahar	Rice Imported	99	-	1.1
Nangarhar	Wheat	27	-	0.3
Nangarhar	Cotton	179	-	2
Nangarhar	Rice Imported	111	-	1
Nangarhar	Rice Local	46	-	0.5
Takhar	Wheat	-	20	0.4
Takhar	Rice Imported	-	68	1.4
Takhar	Rice Local	-	54	1.1

CANNABIS AND POPPY SEEDS:

Prices of cannabis and poppy seeds are collected in eighteen provinces of Afghanistan are shown in below table.

Table 10: Prices of cannabis and poppy seeds in local currency, March 2012 – April 2012

Province	Types of seed	Local currency	Prices of 1 kg of cannabis seed and poppy seed in local currency		Increase/Decrease (%)
			Mar-12	Apr-12	
Badakhshan	Poppy seed	Afghani	25	25	0%
	Cannabis seed	Afghani	20	20	0%
Baghlan	Poppy seed	Afghani	40	30	-25%
	Cannabis seed	Afghani	10	10	0%
Balkh	Poppy seed	Afghani	50	40	-20%
	Cannabis seed	Afghani	12	15	+25%
Farah	Poppy seed	Afghani	38	35	-7%
	Cannabis seed	Afghani	40	40	0%
Faryab	Poppy seed	Afghani	80	70	-13%
	Cannabis seed	Afghani	15	20	+33%
Hilmand	Poppy seed	Afghani	49	40	-18%
	Cannabis seed	Afghani	22	19	-15%
Hirat	Poppy seed	Afghani	50	45	-10%
	Cannabis seed	Afghani	63	50	-20%
Kabul	Poppy seed	Afghani	55	43	-22%
Kandahar	Poppy seed	Afghani	44	41	-7%
	Cannabis seed	Afghani	24	18	-27%
Kapisa	Poppy seed	Afghani	40	38	-5%
Kunar	Poppy seed	Pakistani Ruppee	36	36	0%
Laghman	Poppy seed	Pakistani Ruppee	43	43	0%
Logar	Cannabis seed	Afghani	40	40	0%
Nangarhar	Poppy seed	Pakistani Ruppee	71	71	0%
	Cannabis seed	Pakistani Ruppee	14	17	+21%
Paktya	Cannabis seed	Afghani	35	30	-14%
Takhar	Poppy seed	Afghani	30	30	0%
	Cannabis seed	Afghani	20	20	0%
Uruzgan	Poppy seed	Afghani	44	40	-10%
	Cannabis seed	Afghani	24	16	-36%
Zabul	Poppy seed	Afghani	41	44	+8%
	Cannabis seed	Afghani	22	20	-10%

PRICES OF HEROIN, OPIUM AND HASHISH AT CONSUMER LEVEL:

The consumer prices of heroin, opium and hashish collected in different regions of Afghanistan are as below. The quality of product varies in different regions.

Graph 7: Regional average¹¹ prices of heroin, opium and hashish at consumer level in (US\$/Kg), April 2012

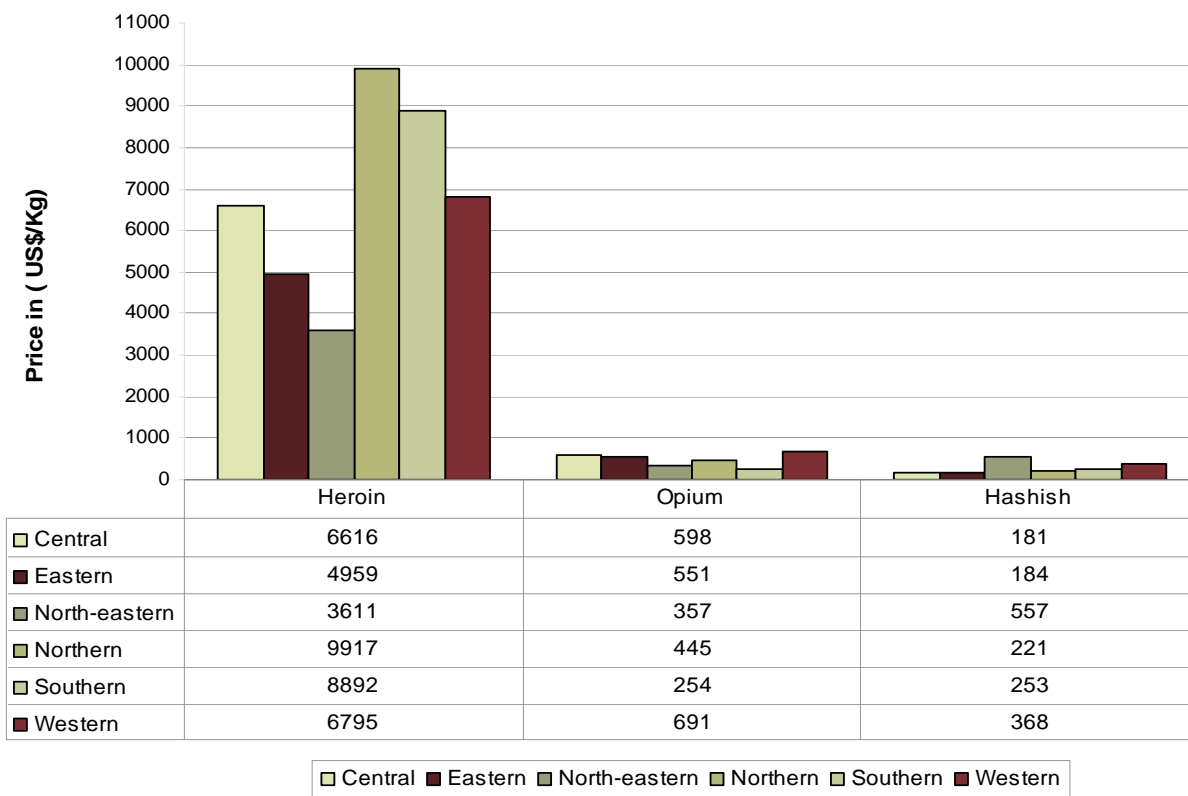


Table 11: Average¹² prices of Heroin, Opium and Hashish at consumer level in Afghanistan, (US\$/kg), April 2011 – April 2012

Types of drug	Average prices in (US\$/kg)													Increase/Decrease (%)
	Apr-11	May-11	Jun-11	Jul-11	Aug-11	Sep-11	Oct-11	Nov-11	Dec-11	Jan-12	Feb-12	Mar-12	Apr-12	
Heroin	6,614	5,901	6,093	6,131	6,420	6,335	6,771	6,419	6,582	6,397	6,179	6,078	6,716	+10%
Opium	495	519	518	420	577	636	610	567	537	539	509	499	488	-2%
Hashish	291	302	306	344	340	312	320	274	276	282	272	263	253	-4%

¹¹ Simple average of all observations

¹² Simple average of all observations

PRICES OF DRUGS IN PESHAWAR, PAKISTAN:

UNODC regional office in Peshawar, Pakistan reported the prices of different types of opium, heroin and hashish.

OPIUM:

There are three types of dry opium namely Opium - Afghanistan (opium of Afghanistan), Opium - Terra and Opium - Tapa (adulterated) available in Peshawar, Pakistan.

Table 12: Prices of different types of opium in Peshawar, Pakistan in (US\$/Kg):

Types of opium	Apr-11	May-11	Jun-11	Jul-11	Aug-11	Sep-11	Oct-11	Nov-11	Dec-11	Jan-12	Feb-12	Mar-12	Apr-12	Change (Apr_Mar) %
Opium - Afghanistan	261	286	262	267	266	437	439	427	413	405	425	416	397	-5%
Opium - Terra	380	428	393	418	428	483	485	461	447	438	481	471	457	-3%
Opium - Tapa (adulterated)	190	214	214	209	208	218	219	219	212	214	268	263	253	-4%

HEROIN:

There are three types of heroin namely White (Injection), Yellow (Batan) and Saada (Ordinary) available in Peshawar, Pakistan. White (injection) is the most expensive one.

Table 13: Prices of different types of heroin in Peshawar, Pakistan in (US\$/Kg):

Types of heroin	Apr-11	May-11	Jun-11	Jul-11	Aug-11	Sep-11	Oct-11	Nov-11	Dec-11	Jan-12	Feb-12	Mar-12	Apr-12	Change (Apr_Mar) %
Heroin - Saada (Ordinary)	1,188	1,309	1,309	1,395	1,388	1,379	1,386	1,499	1,452	1,462	1,789	1,753	1,873	+7%
Heroin - White (Injection)	4,516	5,115	5,115	5,114	5,031	5,057	5,312	5,073	4,913	4,835	4,919	4,820	5,124	+6%
Heroin - Yellow (Batan)	4,160	4,640	4,639	4,882	4,800	4,827	5,081	4,843	4,690	4,666	4,752	4,656	4,904	+5%

HASHISH:

There are three types of hashish namely Hashish - Garda # 1, # 2 and # 3 available in Peshawar, Pakistan.

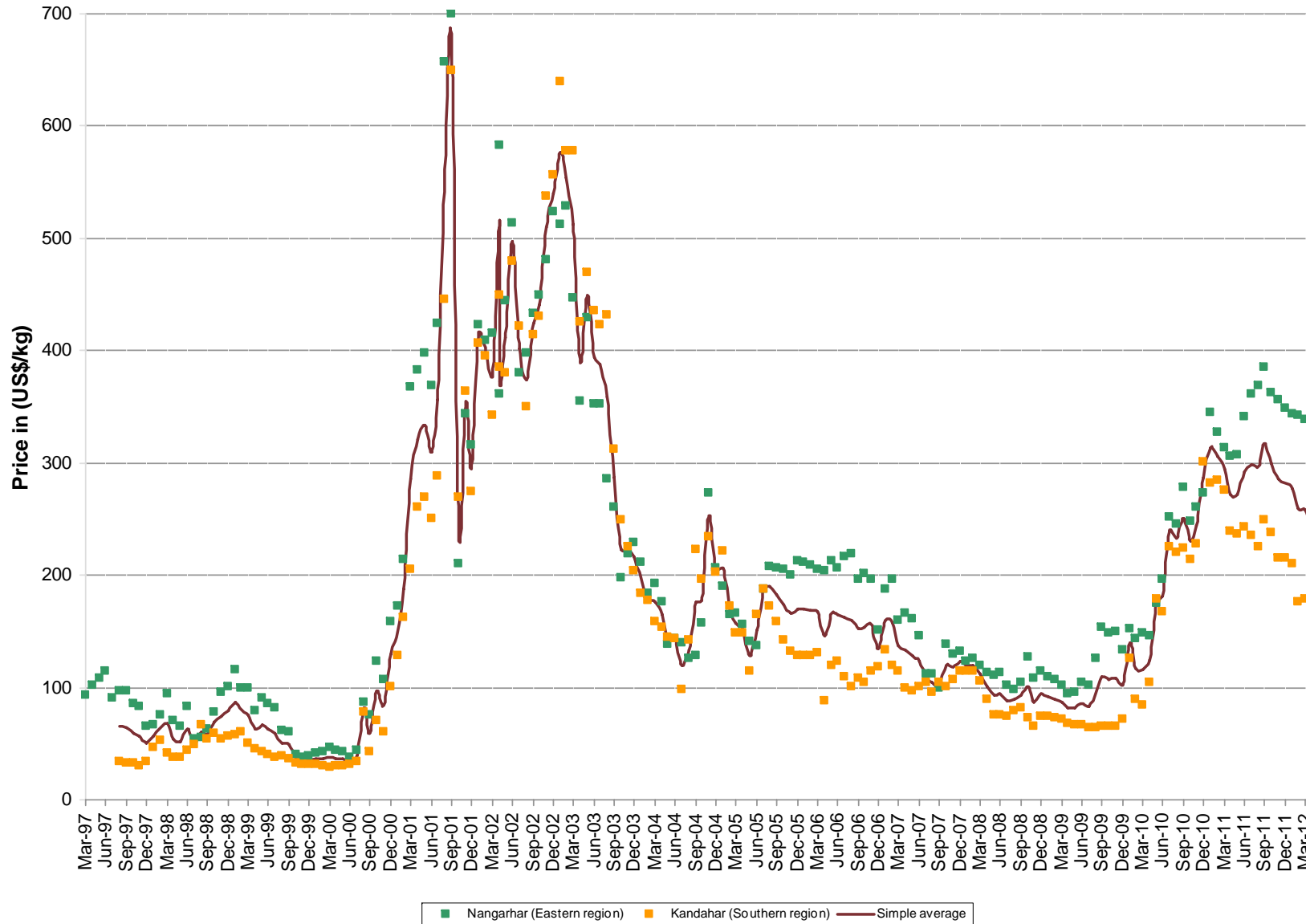
Table 14: Prices of different types of Hashish in Peshawar, Pakistan in (US\$/Kg):

Types of hashish	Apr-11	May-11	Jun-11	Jul-11	Aug-11	Sep-11	Oct-11	Nov-11	Dec-11	Jan-12	Feb-12	Mar-12	Apr-12	Change (Apr_Mar) %
Hashish - Garda # 1	630	642	678	663	648	575	577	577	558	585	630	624	628	+1%
Hashish - Garda # 2	475	476	440	407	382	379	381	380	369	371	391	383	408	+6%
Hashish - Garda # 3	285	286	262	244	243	241	242	242	235	236	235	230	253	+10%

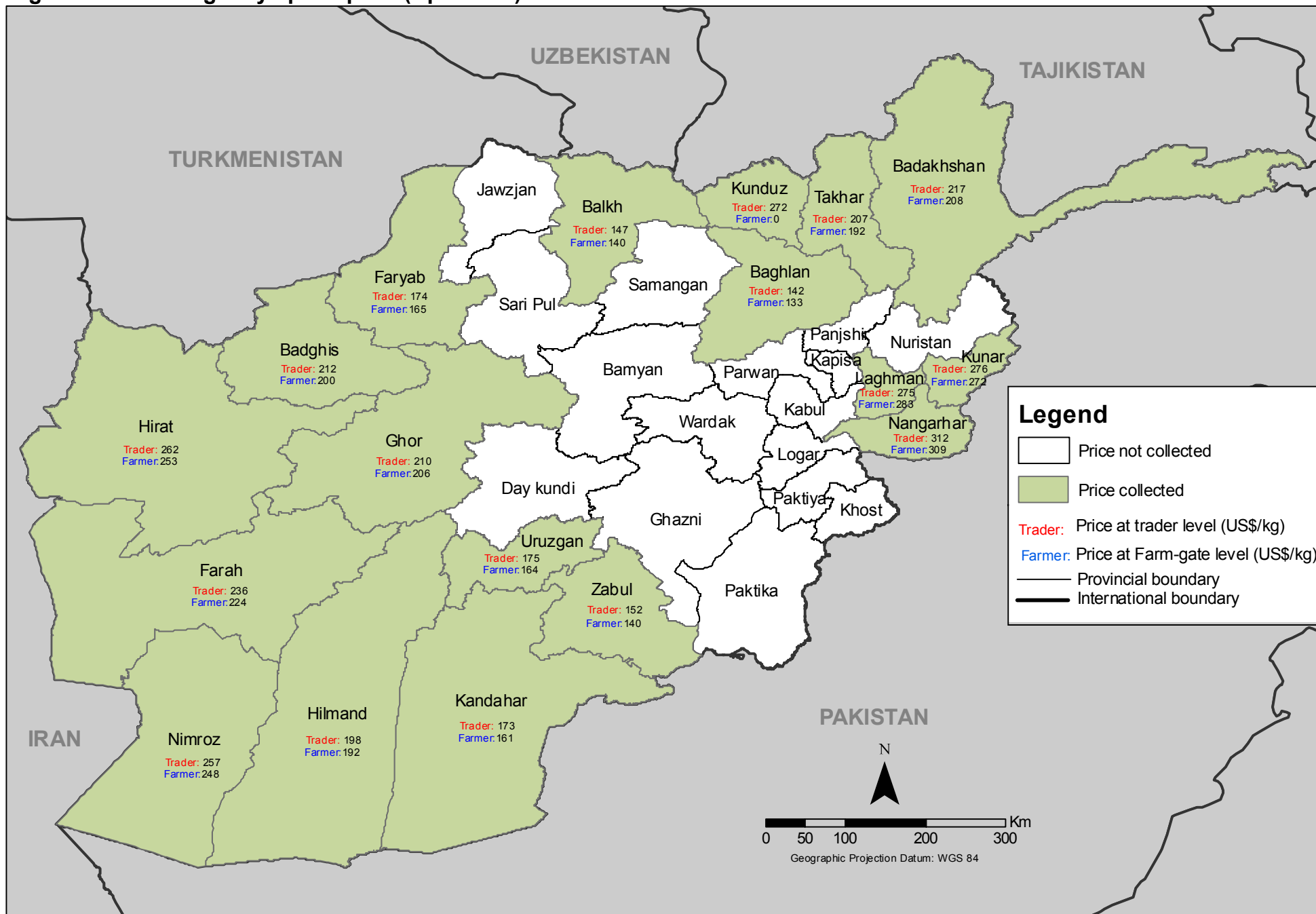
Table 15: Prices of different types of drugs in Peshawar, Pakistan in local currency, (Pak Rupee/kg):

Types of drugs	Price in (Pakistani Rupee)/kg		Change (Apr- Mar) %
	Mar-12	Apr-12	
Opium -Afghanistan	38,000	36,000	-5%
Opium -Tapa (Adulterated)	24,000	23,000	-4%
Opium -Terra	43,000	41,500	-3%
Heroin -White (Injection)	440,000	465,000	+6%
Heroin -Yellow (Batan)	425,000	445,000	+5%
Heroin -Saada (Ordinary)	160,000	170,000	+6%
Hashish -Garda # 1	57,000	57,000	+0%
Hashish -Garda # 2	35,000	37,000	+6%
Hashish -Garda # 3	21,000	23,000	+10%

Graph 8: Average price of dry opium collected from traders in Nangarhar and Kandahar provinces (US\$/Kg), March 1997 – April 2012



Afghanistan: Average dry opium price (April 2012)



Source: Government of Afghanistan - National monitoring system implemented by MCN / UNODC
 Note: The boundaries and names shown and the designations used on this map do not imply official endorsement or acceptance by the United Nations.

Regional grouping of provinces for the opium poppy survey in Afghanistan



Source: Government of Afghanistan - National monitoring system implemented by UNODC

Note: The boundaries and names shown and the designations used on this map do not imply official endorsement or acceptance by the United Nations.