



**ISLAMIC REPUBLIC OF AFGHANISTAN**  
**Ministry of Interior Affairs**  
**Deputy Minister for Counter Narcotics**  
Civilian Vice Deputy Minister, Counter Narcotics  
NARCOTICS SURVEY & ANALYSIS DIRECTORATE



## **Afghanistan Drug Price Monitoring Monthly Report**



**June 2020**

## **Acknowledgements**

The following Technical members contributed to the drug price data collection, analysis and preparation of this report:

### ***Deputy Minister for Counter Narcotics - MoIA:***

- ❖ Eng. Mohammad Hashim Ortaq (Deputy Minister for Counter Narcotics)
- ❖ Mohammad Fazel Wasit (Vice Deputy Minister (Civilian) for Counter Narcotics)
- ❖ Sayed Najibullah Ahmadi (Director of Narcotics Survey and Analysis Directorate)
- ❖ Saraj Ahmad Yousufzai (Head of GIS & RS)
- ❖ Nasir Ahmad Karimi (Head of Field Survey)
- ❖ Mohammad Ajmal Sultani (Statistical Data Analyst)
- ❖ Mohammad Hakim Hayat (GIS & Remote Sensing Analyst)
- ❖ Sayed Shahenshah Sadat (GIS & Remote Sensing Analyst)

### ***Survey and Analysis Coordinators***

- ❖ Mohammad Yonus Haqdost (Central Region)
- ❖ Mohammed Ishaq Anderabi (North-Eastern Region)
- ❖ Mojir Fayaz (Western Region)
- ❖ Fida Mohammad (Northern Region)
- ❖ Khalil Ahmad (Southern Region)
- ❖ Abdullah Dawodkhel (Eastern Region).

### ***Abbreviations***

MoIA: Ministry of Interior Affairs

# Contents

|  |    |
|--|----|
| 1. Key Findings .....  | 1  |
| 1.1. Trends of Drug prices .....                               | 1  |
| 2. Introduction .....  | 2  |
| 3. Opium .....   | 3  |
| 3.1. Dry opium .....   | 3  |
| 3.1.1. Farm-gate price .....                                   | 3  |
| 3.1.2. Trader Price .....                                      | 4  |
| 3.2. Dry Opium (Chaynaki Quality) .....                        | 5  |
| 3.2.1. Farm-gate price .....                                   | 5  |
| 3.2.2. Trader price .....                                      | 5  |
| 3.3. Fresh Opium .....   | 6  |
| 4. Heroin .....  | 7  |
| 5. Synthetic Drugs .....                                       | 8  |
| 6. Cannabis Resin .....  | 11 |
| 7. Seeds: Cannabis and Poppy .....                             | 13 |
| 8. Prices of heroin, opium and hashish at consumer level ..... | 14 |
| 9. Price of Acetic Anhydride .....                             | 14 |
| 10. Licit Crops .....  | 15 |
| 11. Methodology .....  | 16 |

## Contents of table

|  |    |
|--|----|
| Table 1: Summary Drug of Prices .....  | 1  |
| Table 2: Regional average farm-gate price of dry opium US\$/Kg (May 2020 to June 2020) .....                                       | 3  |
| Table 3: Regional average price of dry opium from traders US\$/Kg (May 2020 to June 2020) .....                                    | 4  |
| Table 4: Average price of dry opium (Chaynaki quality) at farm-gate level (US\$/Kg) .....  | 5  |
| Table 5: Average price of dry opium (Chaynaki quality) at trader level (US\$/Kg) .....   | 5  |
| Table 6: Regional average price of dry opium at farm-gate and trader level in other than USD Currency .....                        | 5  |
| Table 7: Regional average price of fresh opium at farm-gate and trader level in other than USD currency .....                      | 6  |
| Table 8: Prices of different types of Heroin in Afghanistan (US\$/kg), June 2019 – June 2020 .....                                 | 7  |
| Table 9: Prices of 1 kilogram of different types of Heroin in other than USD currency .....  | 8  |
| Table 10: Prices of all types of Synthetic Drugs in (US\$/UNIT) .....  | 9  |
| Table 11: Prices of different types of cannabis resin in Afghanistan, (US\$/kg), June 2019 – June 2020 .....                       | 11 |
| Table 12: Prices of 1 kilogram of different types of cannabis resin in local currency, May 2020 – June 2020 .....                  | 12 |
| Table 13: Prices of cannabis and poppy seeds in other than USD currency, May 2020 – June 2020 .....                                | 13 |
| Table 14: Prices of cannabis and poppy seeds in Afghanistan, (US\$/kg), June 2019 – June 2020 .....                                | 13 |
| Table 15: Average prices of heroin, opium and hashish at consumer level in Afghanistan, (US\$/kg), June 2019 – June 2020 .....     | 14 |
| Table 16: Average price of acetic anhydride in Afghanistan, (US\$/Lit) June 2019 – June 2020 .....                                 | 14 |
| Table 17: Prices of wheat, cotton, saffron, imported and local rice in Afghanistan in local currency, June 2020 .....              | 15 |
| Table 18: Average prices of wheat, cotton, saffron, imported and local rice in Afghanistan, (US\$/kg), June 2019 – June 2020 ..... | 15 |
| Table 19: Number of observations of dry and fresh opium prices .....   | 16 |

## Contents of Figure

|   |    |
|---|----|
| Figure 1: National average price of dry opium at farm-gate level from (June 2004 to June 2020) .....                  | 3  |
| Figure 2: National average price of dry opium at trader level US\$/kg (June 2019 to June 2020) .....                  | 4  |
| Figure 3: National average price of fresh opium at farm-gate and trader level, US\$/kg (June 2005 to June 2020) ..... | 6  |
| Figure 4: Types of Synthetic Drugs in US Dollar- June 2020 .....  | 10 |
| Figure 5: Average price of cannabis resin (Garda # 1, best quality) in US\$/kg, June 2019 - June 2020 .....           | 11 |
| Figure 6: Prices of different types of cannabis resin in Afghanistan, (US\$/kg), June 2020 .....                      | 12 |
| Figure 7: Regional average prices of heroin, opium and hashish at consumer level in (US\$/Kg), June 2020 .....        | 14 |

# 1. Key Findings

## 1.1. Trends of Drug prices

**Table1: Summary Drug of Prices**

|  | By Month |           |          | By Year   |           |          |
|--|----------|-----------|----------|-----------|-----------|----------|
|  | May_2020 | June_2020 | Change % | June_2019 | June_2020 | Change % |
| Dry opium Farm-gate price (US\$/Kg)    | 69       | 66        | -4%      | 59        | 66        | +11%     |
| Dry opium Trader price (US\$/Kg)       | 73       | 69        | -5%      | 63        | 69        | +9%      |
| Fresh Opium Farm-gate price (US\$/Kg)  | 49       | 45        | -8%      | 43        | 45        | +5%      |
| Fresh Opium Trader price (US\$/Kg)     | 52       | 48        | -8%      | 46        | 48        | +4%      |
| Heroin High Quality                    | 2,496    | 2,419     | -3%      | 2,008     | 2,419     | +20%     |
| Heroin Medium Quality                  | 1,526    | 1,450     | -5%      | 1,498     | 1,450     | -3%      |
| Methamphetamine (Imported) (US\$/Gram) | 3.8      | 3.6       | -5%      | NA        | 3.6       | NA       |
| Methamphetamine (Local) (US\$/Gram)    | 1.9      | 1.8       | -8%      | NA        | 1.8       | NA       |
| Sosegon (Imported) (US\$/Ampoule)      | 0.9      | 0.9       | -2%      | NA        | 0.9       | NA       |
| Sosegon (Local) (US\$/Ampoule)         | 0.7      | 0.6       | -7%      | NA        | 0.6       | NA       |
| MDMA ( Tablet -K ) A (US\$/Tablet)     | 14.0     | 14.3      | +3%      | NA        | 14.3      | NA       |
| MDMA ( Tablet -K ) B (US\$/Tablet)     | 8.4      | 8.6       | +2%      | NA        | 8.6       | NA       |
| MDMA ( Tablet -K ) C (US\$/Tablet)     | 7.4      | 7.3       | -2%      | NA        | 7.3       | NA       |
| MDMA ( Tablet -K ) D (US\$/Tablet)     | 6.0      | 5.5       | -9%      | NA        | 5.5       | NA       |

## **2. Introduction**

The Afghanistan drug price-monitoring report is implemented by the Narcotics Survey & Analysis Directorate. The monitoring of drug prices is carried out in selected provinces of Afghanistan since 1994 (18 provinces as of September 2011). The results provide a detailed picture of the prices of opiates on a monthly basis. The price of the opiates contributes towards understanding the opiate economy in Afghanistan and published in the Afghanistan opium survey reports annually.

The price monitoring includes major licit crops, precursor-chemicals, illicit crops and syntactic drugs which are included in the report since October 2019. On the last page, the methodology section explained the method, that we prepared this report.

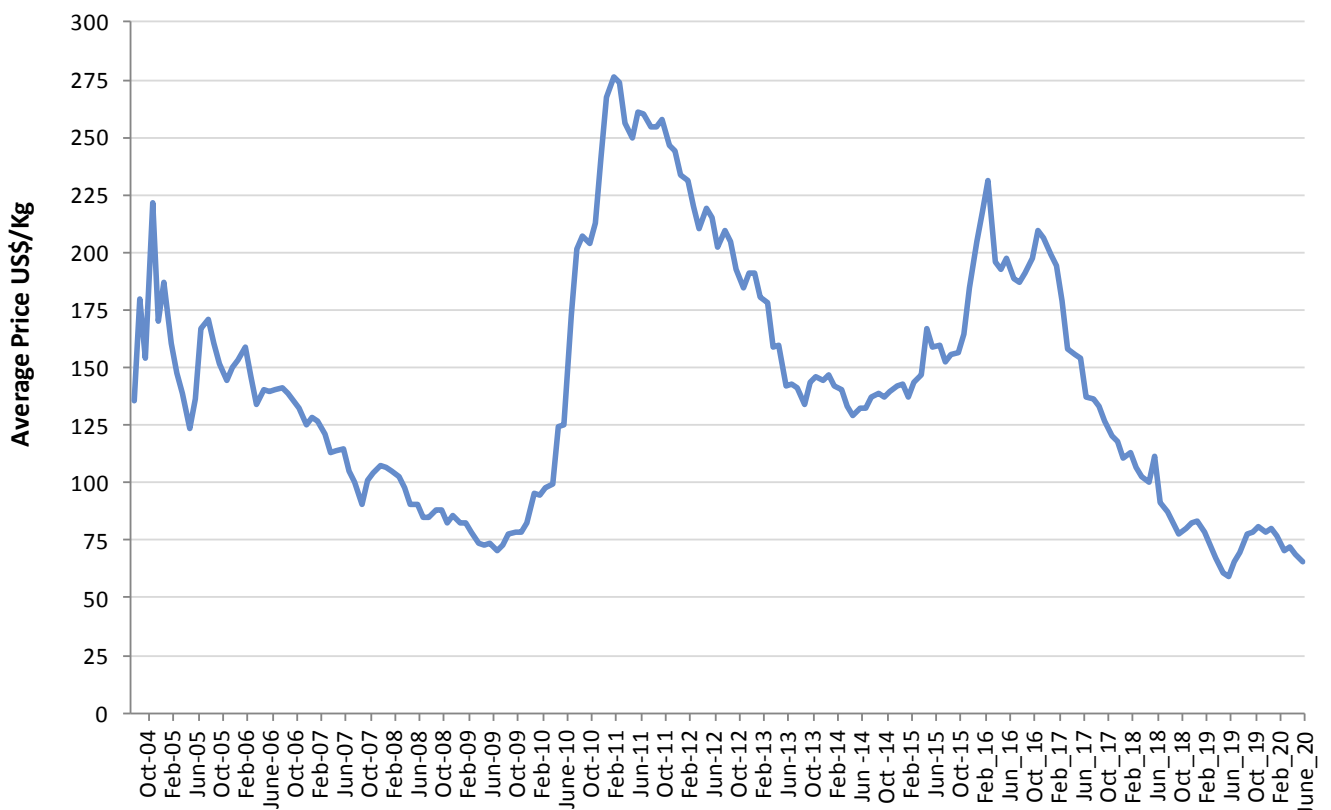
### 3. Opium

#### 3.1 Dry opium

##### 3.1.1 Farm-gate price

The national average price for one kilogram of dry opium in Afghanistan at the farm-gate level was (US\$ 66/kg) at the end of June 2020 which is 4% lower compared to the price reported in May 2020 (US\$ 69/kg). The average dry opium price at the farm-gate level in June 2020 is 11% higher than the price reported in June 2019 which was (US\$ 59/kg).

**Figure 1: National average price of dry opium at farm-gate level from (June 2004 to June 2020)**



**Table 2: Regional average farm-gate price of dry opium US\$/Kg (May 2020 to June 2020)**

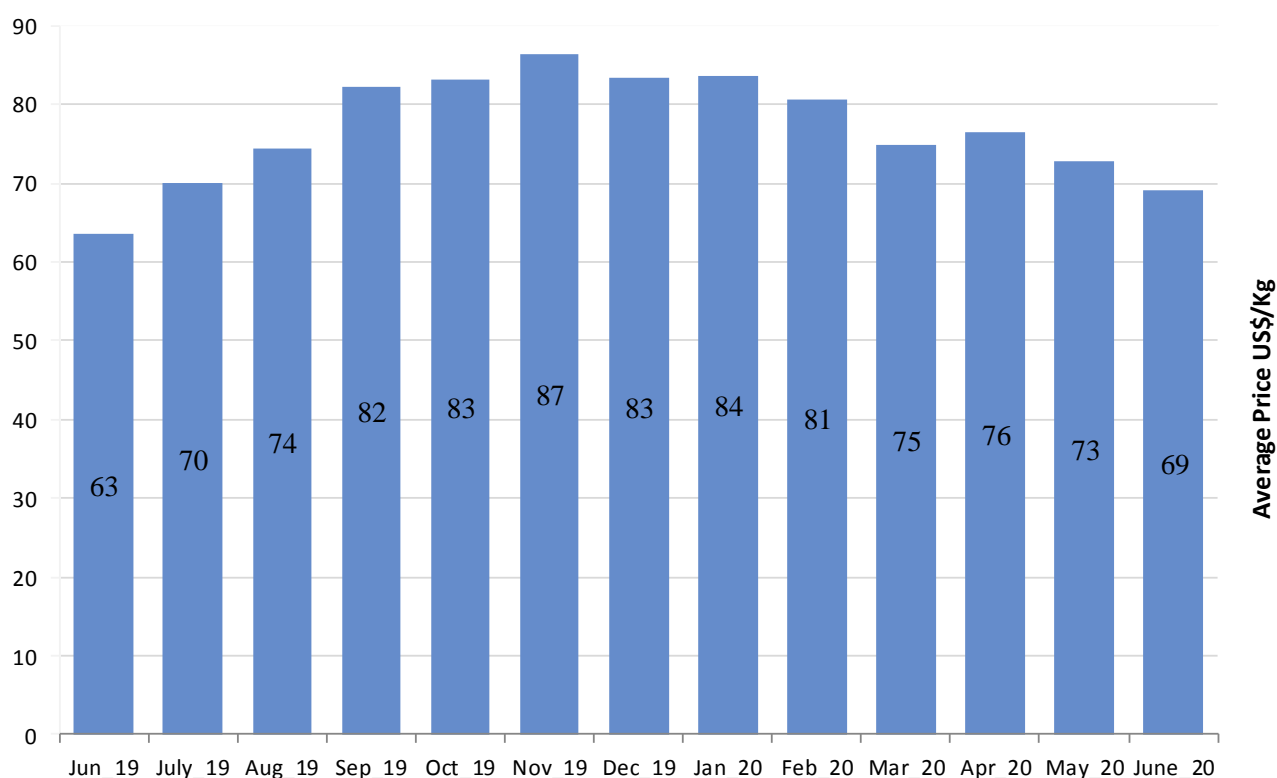
| Region   | Price of Dry Opium (US\$/Kg) |           | Price change (%) |
|--|------------------------------|-----------|------------------|
|  | May-20                       | Jun-20    |                  |
| Eastern region (Kunar, Laghman and Nangarhar)                            | 102                          | 94        | -8%              |
| Southern region (Hilmand, Kandahar, Uruzgan and Zabul)                   | 53                           | 52        | -2%              |
| Western region (Badghis, Farah, Ghor, Hirat and Nimroz)                  | 79                           | 82        | +3%              |
| North-eastern region (Badakhshan, Kunduz and Takhar)                     | 41                           | 44        | +6%              |
| Northern region (Baghlan, Balkh, Faryab, Sur-Pul, Jawzjan and Samangan ) | 54                           | 44        | -19%             |
| <b>Average</b>   | <b>69</b>                    | <b>66</b> | <b>-4%</b>       |

### 3.1.2 Trader Price

The national average dry opium price collected from traders was (US\$ 69/kg) at the end of June 2020 showing 5% decrease compared to the price reported last month May (US\$ 69/kg). The average dry opium price at trader level in June 2020 is 9% higher than the price reported last year June 2019 which was (US\$ 63/kg).

Dry opium price collected from traders has increased by 3% in Western region. Price has decreased by 19%, 8%, 3% and 2% in Northern, Eastern, North-region and Southern regions respectively.

**Figure 2: National average price of dry opium at trader level US\$/kg (June 2019 to June 2020)**



**Table 3: Regional average price of dry opium from traders US\$/Kg (May 2020 to June 2020)**

| Region   | Price of Dry Opium (US\$/Kg) |           | Price change (%) |
|--|------------------------------|-----------|------------------|
|  | Apr-20                       | May-20    |                  |
| Eastern region (Kunar, Laghman and Nangarhar)                            | 104                          | 96        | -8%              |
| Southern region (Hilmand, Kandahar, Uruzgan and Zabul)                   | 59                           | 58        | -2%              |
| Western region (Badghis, Farah, Ghor, Hirat and Nimroz)                  | 83                           | 86        | +3%              |
| North-eastern region (Badakhshan, Kunduz and Takhar)                     | 47                           | 46        | -3%              |
| Northern region (Baghlan, Balkh, Faryab, Sur-Pul, Jawzjan and Samangan ) | 58                           | 47        | -19%             |
| <b>Average</b>   | <b>73</b>                    | <b>69</b> | <b>-5%</b>       |

## 3.2. Dry Opium (Chaynaki Quality)

### 3.2.1. Farm-gate price

The price of opium (dry) was not found to be varying with quality in different regions. In Balkh and Hilmand provinces, another quality of dry opium by the name of *Chaynaki* is available at the farm-gate and trader level. The *Chaynaki* quality of dry opium is more air-dried than other varieties. The average price of one kilogram of *Chaynaki* dry opium at the farm-gate level in Balkh province is (US\$ 66/kg) in June 2020 showing a decrease of 8% compared to the price reported in May 2020 (US\$ 71/kg). The average price of one kilogram of Chaynaki dry opium at the farm-gate level in Hilmand province is (US\$ 97/kg) in June 2020 with a decreased by 3% compared to the price reported in May 2020 (US\$ 100/kg).

**Table 4: Average price of dry opium (Chaynaki quality) at farm-gate level (US\$/Kg)**

| Dry Opium<br>(Chaynaki quality)      | Balkh  |        | Price change<br>(Jun-May)<br>% | Hilmand |        | Price change<br>(Jun-May)<br>% |
|--------------------------------------|--------|--------|--------------------------------|---------|--------|--------------------------------|
|                                      | May-20 | Jun-20 |                                | May-20  | Jun-20 |                                |
| <i>Farm-gate price<br/>(US\$/Kg)</i> | 71     | 66     | -8%                            | 100     | 97     | -3%                            |

### 3.2.2. Trader price

In Balkh province, the average price of one kilogram of *Chaynaki* dry opium at trader level is (US\$ 70/kg) in June 2020 showing a decrease of 8% compared to the price reported in May 2020 (US\$ 76/kg). In Hilmand province, the average price of one kilogram of *Chaynaki* dry opium at trader level is (US\$ 103/kg) in June 2020 with a decreased by 3% compared to the price reported in May 2020 (US\$ 107/kg).

**Table 5: Average price of dry opium (Chaynaki quality) at trader level (US\$/Kg)**

| Dry Opium<br>(Chaynaki quality)   | Balkh  |        | Price change<br>(Jun-May)<br>% | Hilmand |        | Price change<br>(Jun-May)<br>% |
|-----------------------------------|--------|--------|--------------------------------|---------|--------|--------------------------------|
|                                   | May-20 | Jun-20 |                                | May-20  | Jun-20 |                                |
| <i>Trader price<br/>(US\$/Kg)</i> | 76     | 70     | -8%                            | 107     | 103    | -3%                            |

**Table 6: Regional average price of dry opium at farm-gate and trader level in other than USD Currency**

| Region   | Local currency  | Price of 1 kg of Dry Opium in local currency |           |           |           | Change at farm-gate level (Jun-May) (%) | Change at trader level (Jun-May) (%) |
|--|-----------------|--|-----------|-----------|-----------|---|--------------------------------------|
|  |                 | May-20                                       |           | Jun-20    |           |   |                                      |
|  |                 | Farm-gate                                    | Trader    | Farm-gate | Trader    |   |                                      |
| Eastern region (Kunar, Laghman and and Nangarhar)                        | Pakistani Rupee | 16,329                                       | 16,672    | 15,701    | 15,995    | -4%                                     | -4%                                  |
| Southern region (Hilmand, Kandahar, Uruzgan and Zabul)                   | Pakistani Rupee | 8,425  | 9,435     | 8,635     | 9,651     | +3%                                     | +2%                                  |
| Western region (Badghis, Hirat and Ghor) *                               | Afghani         | 6,253  | 6,618     | 6,108     | 6,473     | -2%                                     | -2%                                  |
| Western region (Farah and Nimroz) *                                      | Imanian Tuman   | 1,315,235                                    | 1,350,631 | 1,761,735 | 1,797,131 | +34%                                    | +33%                                 |
| North-eastern region (Badakhshan, Kunduz and Takhar)                     | Afghani         | 3,403  | 3,943     | 3,348     | 3,523     | -2%                                     | -11%                                 |
| Northern region (Baghlan, Balkh, Faryab, Suri-Pul, Jawzjan and Samangan) | Afghani         | 3,659  | 3,939     | 3,407     | 3,641     | -7%                                     | -8%                                  |

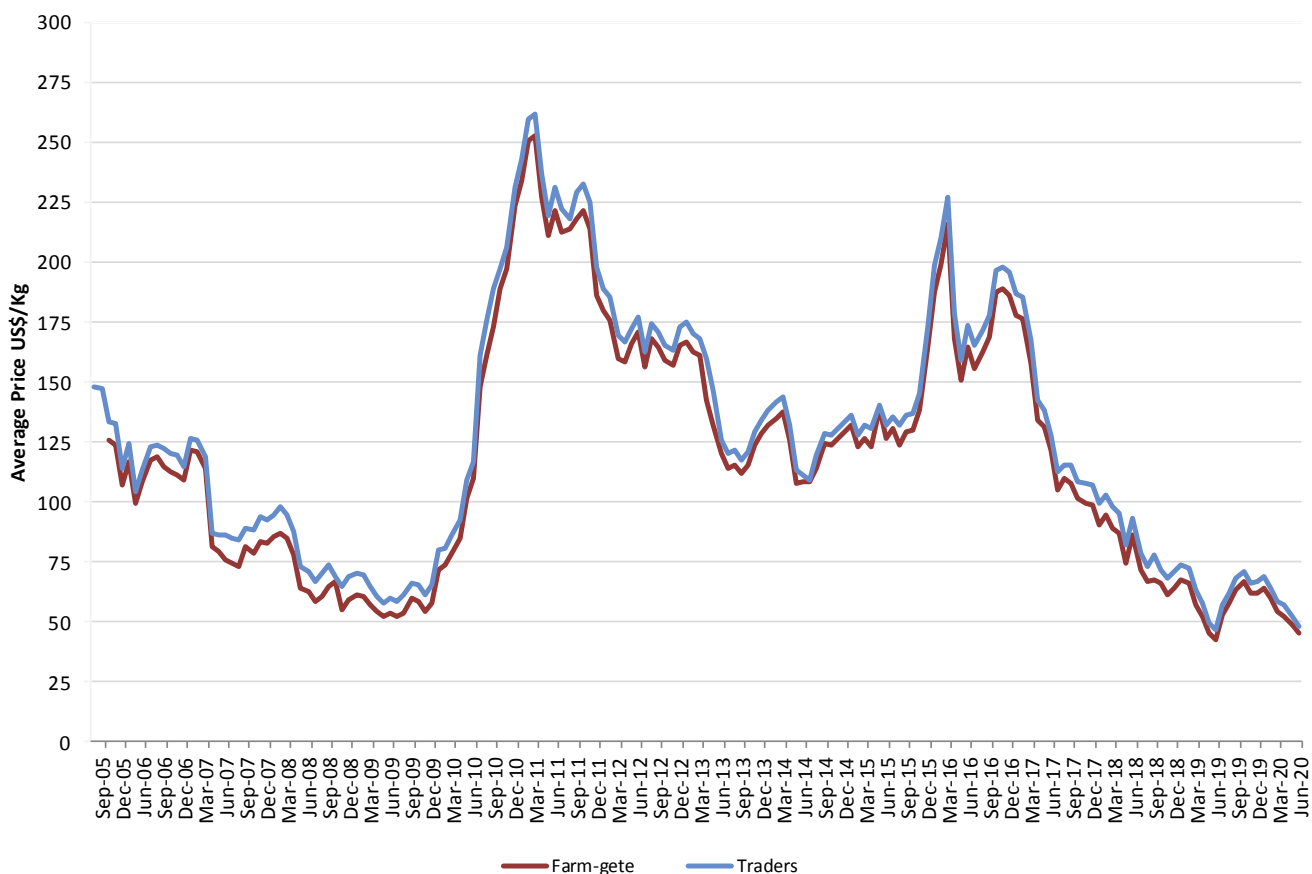
\* Western region is divided into two groups because of prices available in two currencies



### 3.3 Fresh Opium

At the end of June 2020, the national average price of fresh opium decreased by **8%** from **(US\$ 49/kg)** in May 2020 to **(US\$ 45/kg)** in June 2020 at the farm-gate level. (Similarly, the national average price of fresh opium at trader level decreased by **8%** from **(US\$ 52/kg)** in May 2020 to **(US\$ 48/kg)** in June 2020.

**Figure 3: National average price of fresh opium at farm-gate and trader level, US\$/kg (June 2005 to June 2020)**



**Table 7: Regional average price of fresh opium at farm-gate and trader level in other than USD currency**

| Region   | Local currency  | Price of 1 kg of Fresh Opium in local currency |           |           |           | Change at farm-gate level (Jun-May) (%) | Change at trader level (Jun-May) (%) |
|--|-----------------|--|-----------|-----------|-----------|---|--------------------------------------|
|  |                 | May-20   |           | Jun-20    |           |   |                                      |
|  |                 | Farm-gate                                      | Trader    | Farm-gate | Trader    |   |                                      |
| Eastern region (Kunar, Laghman and Nangarhar)                            | Pakistani Rupee | 8,381  | 8,732     | 9,066     | 9,421     | +8%                                     | +8%                                  |
| Southern region (Hilmand, Kandahar, Uruzgan and Zabul)                   | Pakistani Rupee | 6,742  | 7,753     | 6,817     | 7,991     | +1%                                     | +3%                                  |
| Western region (Badghis, Hiran and Ghor) *                               | Afghani         | 4,106  | 4,385     | 3,961     | 4,239     | -4%                                     | -3%                                  |
| Western region (Farah and Nimroz) *                                      | Imnian Tuman    | 1,074,553                                      | 1,105,290 | 1,521,053 | 1,551,790 | +42%                                    | +40%                                 |
| North-eastern region (Badakhshan, Kunduz and Takhar)                     | Afghani         | NA   | NA        | 1,753     | 1,917     | NA                                      | NA                                   |
| Northern region (Baghlan, Balkh, Faryab, Suri-Pul, Jawzjan and Samangan) | Afghani         | 2,533  | 2,826     | 2,444     | 2,693     | -4%                                     | -5%                                  |

\* Western region is divided into two groups because of prices available in two currencies.

## 4. Heroin

There are several types of heroin<sup>1</sup> available in Afghanistan with different qualities. The prices of white powder (Batan) in Nangarhar province, white powder (Batan) high and low quality in Kandahar and Helmand provinces, White powder (Crystal) in Balkh and Faryab Provinces, Batan 100% and white powder (Crystal)-60% in Badakhshan, Takhar and Kunduz provinces and white powder-high quality and second quality in Hirat, Farah, Nimroz and Badghis provinces are the most expensive heroin reported in Afghanistan. The cheapest heroin (US\$ 44/kg) is called as Khata - 2 reported in Nangarhar province.

**Table 8: Prices of different types of Heroin in Afghanistan (US\$/kg), June 2019 – June 2020**

| Province   | Types of heroin                          | Jun-19 | Jul-19 | Aug-19 | Sep-19 | Oct-19 | Nov-19 | Dec-19 | Jan-20 | Feb-20 | Mar-20 | Apr-20 | May-20 | Jun-20 | Change (May-Apr) % |
|------------|--|--------|--------|--------|--------|--------|--------|--------|--------|--------|--------|--------|--------|--------|--------------------|
| Badakhshan | Batan (100)                              | NA     | NA     | NA     | NA     | NA     | NA     | NA     | 4,771  | 4,795  | 4,731  | 5,079  | 4,879  | 4,720  | -3%                |
|            | White powder (Crystal) - 60%             | NA     | NA     | NA     | NA     | NA     | NA     | NA     | 1,790  | 1,785  | 1,711  | 1,727  | 1,709  | 1,697  | -1%                |
| Takhar     | Batan (100)                              | NA     | NA     | NA     | NA     | NA     | NA     | NA     | 5,268  | 4,897  | 4,530  | 4,875  | 4,825  | 4,620  | -4%                |
|            | White powder (Crystal) - 60%             | NA     | NA     | NA     | NA     | NA     | NA     | NA     | 1,938  | 1,938  | 1,912  | 2,200  | 1,960  | 1,947  | -1%                |
| Kunduz     | White powder (Crystal) - 60%             | NA     | NA     | NA     | NA     | NA     | NA     | NA     | 1,963  | 2,040  | 1,812  | 1,828  | 1,804  | 1,793  | -1%                |
| Nangarhar  | Bist powder                              | 925    | 947    | 969    | 997    | 1,009  | 1,021  | 1,013  | 1,019  | 1,009  | 929    | 956    | 842    | 789    | -6%                |
|            | Chara # 1                                | 62     | 65     | 69     | 73     | 77     | 78     | 75     | 75     | 72     | 64     | 67     | 62     | 57     | -9%                |
|            | Chara # 2                                | 43     | 44     | 44     | 48     | 48     | 52     | 52     | 54     | 52     | 49     | 50     | 56     | 51     | -9%                |
|            | Khata # 1                                | 46     | 48     | 50     | 54     | 58     | 58     | 58     | 60     | 59     | 52     | 54     | 50     | 45     | -10%               |
|            | Khata # 2                                | 41     | 41     | 43     | 45     | 48     | 52     | 47     | 49     | 46     | 43     | 44     | 37     | 36     | -4%                |
| Faryab     | Off- white powder (Batan)                | 1,869  | 2,075  | 2,109  | 2,160  | 2,185  | 2,211  | 2,195  | 2,201  | 2,181  | 2,023  | 2,075  | 1,920  | 1,817  | -5%                |
|            | Bist powder                              | 2,211  | 1,568  | 1,701  | 1,662  | 1,709  | 1,536  | 1,569  | 1,292  | 1,302  | 1,313  | 1,518  | 1,540  | 1,302  | -15%               |
| Balkh      | White powder (Crystal)                   | 2,878  | 2,186  | 2,341  | 2,344  | 2,413  | 2,368  | 2,412  | 2,068  | 2,057  | 1,969  | 2,112  | 2,219  | 2,174  | -2%                |
|            | Bist powder                              | NA     | NA     | NA     | NA     | NA     | NA     | NA     | 1,486  | 1,432  | 1,444  | 1,452  | 1,501  | 1,367  | -9%                |
| Helmand    | White powder (Crystal)                   | NA     | NA     | NA     | NA     | NA     | NA     | NA     | 2,455  | 2,213  | 2,100  | 2,112  | 2,219  | 2,187  | -1%                |
|            | Morphine                                 | NA     | NA     | NA     | NA     | NA     | NA     | NA     | 1,818  | 1,756  | 1,705  | 1,697  | 1,812  | 1,714  | -5%                |
|            | Off- white powder (Batan) - high quality | NA     | NA     | NA     | NA     | NA     | NA     | NA     | 1,104  | 1,041  | 1,010  | 1,010  | 1,000  | 932    | -7%                |
|            | Off- white powder (Batan) - low quality  | NA     | NA     | NA     | NA     | NA     | NA     | NA     | 2,078  | 2,016  | 1,957  | 1,940  | 1,887  | 1,816  | -4%                |
| Kandahar   | Off- white powder (Batan) - low quality  | NA     | NA     | NA     | NA     | NA     | NA     | NA     | 779    | 715    | 694    | 655    | 625    | 601    | -4%                |
|            | White powder (Crystal)                   | 1,910  | 1,875  | 1,994  | 2,034  | 2,056  | 2,066  | 2,115  | 1,851  | 1,821  | 1,768  | 1,747  | 1,749  | 1,624  | -7%                |
|            | Morphine                                 | 1,579  | 1,563  | 1,710  | 1,759  | 1,799  | 1,808  | 1,843  | 1,156  | 1,106  | 1,073  | 1,085  | 1,025  | 962    | -6%                |
|            | Off- white powder (Batan) - high quality | 878    | 875    | 1,013  | 1,056  | 1,092  | 1,097  | NA     | 2,143  | 2,081  | 2,020  | 1,965  | 1,905  | 1,834  | -4%                |
| Badghis    | Off- white powder (Batan) - low quality  | 688    | 688    | 760    | 781    | 771    | 775    | 809    | 812    | 780    | 758    | 736    | 656    | 631    | -4%                |
|            | Morphine                                 | NA     | NA     | NA     | NA     | NA     | NA     | NA     | 1,938  | 1,808  | 1,712  | 1,854  | 1,766  | 1,818  | 3%                 |
|            | white powder-first quality               | NA     | NA     | NA     | NA     | NA     | NA     | NA     | 1,809  | 1,679  | 1,580  | 1,721  | 1,635  | 1,558  | -5%                |
| Hirat      | white powder-second quality              | NA     | NA     | NA     | NA     | NA     | NA     | NA     | 1,292  | 1,162  | 1,119  | 1,192  | 1,151  | 1,104  | -4%                |
|            | Morphine                                 | 2,933  | 3,002  | 3,040  | 3,040  | 3,044  | 3,045  | 2,691  | 2,585  | 2,325  | 2,239  | 2,384  | 2,289  | 2,207  | -4%                |
|            | white powder-first quality               | 2,816  | 2,901  | 2,937  | 2,886  | 2,891  | 2,559  | 2,115  | 2,326  | 2,067  | 1,976  | 2,119  | 2,027  | 1,948  | -4%                |
| Farah      | white powder-second quality              | 1,704  | 1,748  | 1,770  | 1,482  | 1,663  | 1,609  | 1,538  | 1,292  | 1,162  | 1,119  | 1,192  | 1,138  | 1,091  | -4%                |
|            | Morphine                                 | NA     | NA     | NA     | NA     | NA     | NA     | NA     | 2,197  | 1,937  | 1,844  | 1,854  | 1,766  | 1,623  | -8%                |
|            | white powder-first quality               | NA     | NA     | NA     | NA     | NA     | NA     | NA     | 1,680  | 1,550  | 1,449  | 1,457  | 1,399  | 1,493  | 7%                 |
| Nimroz     | white powder-second quality              | NA     | NA     | NA     | NA     | NA     | NA     | NA     | 1,292  | 1,227  | 1,185  | 1,192  | 1,151  | 1,169  | 2%                 |
|            | Morphine                                 | NA     | NA     | NA     | NA     | NA     | NA     | NA     | 2,068  | 2,325  | 2,239  | 1,986  | 1,896  | 1,818  | -4%                |
|            | white powder-first quality               | NA     | NA     | NA     | NA     | NA     | NA     | NA     | 1,551  | 1,937  | 1,844  | 2,384  | 2,289  | 2,207  | -4%                |
|            | white powder-second quality              | NA     | NA     | NA     | NA     | NA     | NA     | NA     | 1,163  | 1,162  | 1,119  | 1,192  | 1,151  | 1,117  | -3%                |

<sup>1</sup> Heroin is an opioid drug made from morphine, a natural substance taken from the seed pod of the various opium poppy plants grown in Southeast and Southwest Asia, Mexico, and Colombia. Heroin can be a white or brown powder, or a black sticky substance known as black tar heroin. Other common names for heroin include *big H*, *horse*, *hell dust*, and *smack*.

**Table 9: Prices of 1 kilogram of different types of Heroin in other than USD currency**

| Province   | Types of heroin                          | Local currency  | Prices of 1 kg of different types of heroin in local currency |         | Change (Jun-May) % |
|------------|--|-----------------|---|---------|--------------------|
|            |  |                 | May-20  | Jun-20  |                    |
| Badakhshan | Batan (100)                              | Afghani         | 372,286   | 362,605 | -3%                |
|            | White powder (Crystal) - 60%             | Afghani         | 130,390   | 130,390 | 0%                 |
| Takhar     | Batan (100)                              | Afghani         | 368,160   | 354,890 | -4%                |
|            | White powder (Crystal) - 60%             | Afghani         | 149,566   | 149,566 | 0%                 |
| Kunduz     | White powder (Crystal) - 60%             | Afghani         | 137,700   | 137,700 | 0%                 |
| Nangarhar  | Bist powder                              | Pakistani Rupee | 135,000   | 132,000 | -2%                |
|            | Chara # 1                                | Pakistani Rupee | 10,000  | 9,500   | -5%                |
|            | Chara # 2                                | Pakistani Rupee | 9,000   | 8,500   | -6%                |
|            | Khata # 1                                | Pakistani Rupee | 8,000   | 7,500   | -6%                |
|            | Khata # 2                                | Pakistani Rupee | 6,000   | 6,000   | 0%                 |
|            | Off- white powder (Batan)                | Pakistani Rupee | 308,000   | 304,000 | -1%                |
| Faryab     | Bist powder                              | Afghani         | 118,000   | 100,000 | -15%               |
|            | White powder (Crystal)                   | Afghani         | 170,000   | 167,000 | -2%                |
| Balkh      | Bist powder                              | Afghani         | 115,000   | 105,000 | -9%                |
|            | White powder (Crystal)                   | Afghani         | 170,000   | 168,000 | -1%                |
| Helmand    | White powder (Crystal)                   | Pakistani Rupee | 290,000   | 285,000 | -2%                |
|            | Morphine                                 | Pakistani Rupee | 160,000   | 155,000 | -3%                |
|            | Off- white powder (Batan) - high quality | Pakistani Rupee | 302,000   | 302,000 | 0%                 |
|            | Off- white powder (Batan) - low quality  | Pakistani Rupee | 100,000   | 100,000 | 0%                 |
| Kandahar   | White powder (Crystal)                   | Pakistani Rupee | 280,000   | 270,000 | -4%                |
|            | Morphine                                 | Pakistani Rupee | 164,000   | 160,000 | -2%                |
|            | Off- white powder (Batan) - high quality | Pakistani Rupee | 305,000   | 305,000 | 0%                 |
|            | Off- white powder (Batan) - low quality  | Pakistani Rupee | 105,000   | 105,000 | 0%                 |
| Badghis    | Morphine                                 | Afghani         | 135,000   | 140,000 | +4%                |
|            | white powder-first quality               | Afghani         | 125,000   | 120,000 | -4%                |
|            | white powder-secound quality             | Afghani         | 88,000  | 85,000  | -3%                |
| Hirat      | Morphine                                 | Afghani         | 175,000   | 170,000 | -3%                |
|            | white powder-first quality               | Afghani         | 155,000   | 150,000 | -3%                |
|            | white powder-secound quality             | Afghani         | 87,000  | 84,000  | -3%                |
| Farah      | Morphine                                 | Afghani         | 135,000   | 125,000 | -7%                |
|            | white powder-first quality               | Afghani         | 107,000   | 115,000 | +7%                |
|            | white powder-secound quality             | Afghani         | 88,000  | 90,000  | +2%                |
| Nimruz     | Morphine                                 | Afghani         | 145,000   | 140,000 | -3%                |
|            | white powder-first quality               | Afghani         | 175,000   | 170,000 | -3%                |
|            | white powder-secound quality             | Afghani         | 88,000  | 86,000  | -2%                |

## 5. Synthetic Drugs

Synthetic drugs are a dangerous chemical and it has intensive effects on health, and after a long time it makes consumer addicted, and can be potentially life threatening. Primary users, of these synthetic drugs are youths in Afghanistan; because products are cheap and easily accessible to teenagers everywhere, at stores, smoke shops and party ceremonies.

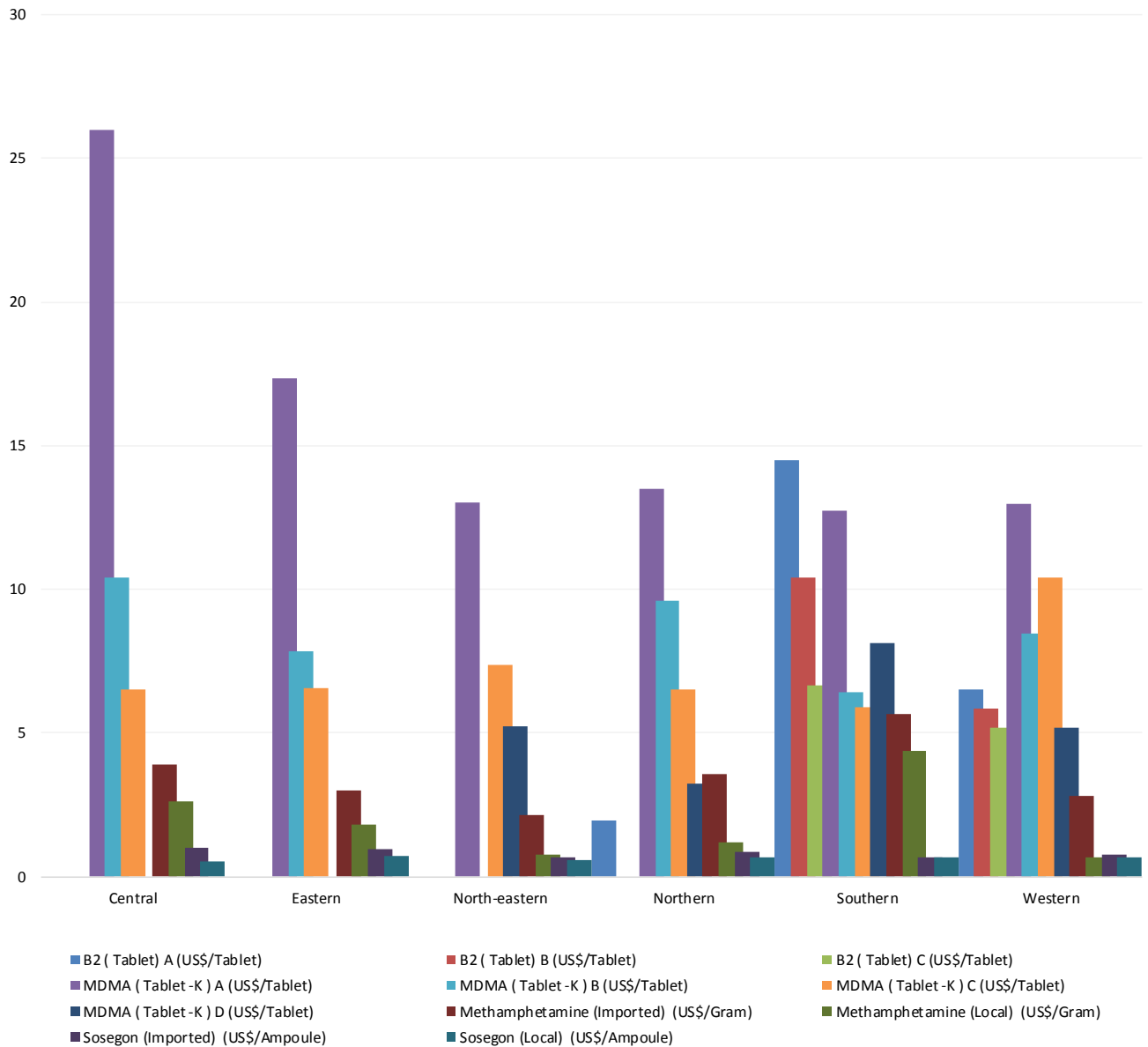
Synthetic drugs, could be addictive and creates a serious threat on the health of every one in daily life. Methamphetamine<sup>2</sup>, Tablet K and Sosegon are available in Afghanistan, which Methamphetamine is sold in various names in Afghanistan. And Sheesha is the common name for Methamphetamine, for details of its cheap price and accessible for youth.

<sup>2</sup> Methamphetamine is a powerful, highly addictive stimulant that affects the central nervous system. Also known as meth, blue, ice, and crystal, among many other terms, it takes the form of a white, odorless, bitter-tasting crystalline powder that easily dissolves in water or alcohol.

**Table 10: Prices of all types of Synthetic Drugs in (US\$/UNIT)**

| Region        | Types of Synthetic Drugs               | June_20 |
|---------------|--|---------|
| Central       | Methamphetamine (Imported) (US\$/Gram) | 4       |
|               | Methamphetamine (Local) (US\$/Gram)    | 3       |
|               | Sosegon (Imported) (US\$/Ampoule)      | 1       |
|               | Sosegon (Local) (US\$/Ampoule)         | 0.5     |
|               | MDMA ( Tablet -K ) A (US\$/Tablet)     | 26      |
|               | MDMA ( Tablet -K ) B (US\$/Tablet)     | 10      |
|               | MDMA ( Tablet -K ) C (US\$/Tablet)     | 6       |
| Eastern       | Methamphetamine (Imported) (US\$/Gram) | 3       |
|               | Methamphetamine (Local) (US\$/Gram)    | 2       |
|               | Sosegon (Imported) (US\$/Ampoule)      | 1.0     |
|               | Sosegon (Local) (US\$/Ampoule)         | 0.7     |
|               | MDMA ( Tablet -K ) A (US\$/Tablet)     | 17      |
|               | MDMA ( Tablet -K ) B (US\$/Tablet)     | 8       |
|               | MDMA ( Tablet -K ) C (US\$/Tablet)     | 7       |
| North-eastern | Methamphetamine (Imported) (US\$/Gram) | 2       |
|               | Methamphetamine (Local) (US\$/Gram)    | 1       |
|               | Sosegon (Imported) (US\$/Ampoule)      | 1       |
|               | Sosegon (Local) (US\$/Ampoule)         | 1       |
|               | MDMA ( Tablet -K ) A (US\$/Tablet)     | 13      |
|               | MDMA ( Tablet -K ) C (US\$/Tablet)     | 7       |
|               | MDMA ( Tablet -K ) D (US\$/Tablet)     | 5       |
| Northern      | Methamphetamine (Imported) (US\$/Gram) | 4       |
|               | Methamphetamine (Local) (US\$/Gram)    | 1       |
|               | Sosegon (Imported) (US\$/Ampoule)      | 1       |
|               | Sosegon (Local) (US\$/Ampoule)         | 0.6     |
|               | MDMA ( Tablet -K ) A (US\$/Tablet)     | 14      |
|               | MDMA ( Tablet -K ) B (US\$/Tablet)     | 10      |
|               | MDMA ( Tablet -K ) C (US\$/Tablet)     | 6       |
|               | MDMA ( Tablet -K ) D (US\$/Tablet)     | 3       |
|               | B2 ( Tablet ) A (US\$/Tablet)          | 2       |
| Southern      | Methamphetamine (Imported) (US\$/Gram) | 6       |
|               | Methamphetamine (Local) (US\$/Gram)    | 4       |
|               | Sosegon (Imported) (US\$/Ampoule)      | 1       |
|               | Sosegon (Local) (US\$/Ampoule)         | 0.7     |
|               | MDMA ( Tablet -K ) A (US\$/Tablet)     | 13      |
|               | MDMA ( Tablet -K ) B (US\$/Tablet)     | 6       |
|               | MDMA ( Tablet -K ) C (US\$/Tablet)     | 6       |
|               | MDMA ( Tablet -K ) D (US\$/Tablet)     | 8       |
|               | B2 ( Tablet ) A (US\$/Tablet)          | 14      |
|               | B2 ( Tablet ) B (US\$/Tablet)          | 10      |
|               | B2 ( Tablet ) C (US\$/Tablet)          | 7       |
| Western       | Methamphetamine (Imported) (US\$/Gram) | 3       |
|               | Methamphetamine (Local) (US\$/Gram)    | 1       |
|               | Sosegon (Imported) (US\$/Ampoule)      | 1       |
|               | Sosegon (Local) (US\$/Ampoule)         | 0.6     |
|               | MDMA ( Tablet -K ) A (US\$/Tablet)     | 13      |
|               | MDMA ( Tablet -K ) B (US\$/Tablet)     | 8       |
|               | MDMA ( Tablet -K ) C (US\$/Tablet)     | 10      |
|               | MDMA ( Tablet -K ) D (US\$/Tablet)     | 5       |
|               | B2 ( Tablet ) A (US\$/Tablet)          | 6       |
|               | B2 ( Tablet ) B (US\$/Tablet)          | 6       |
|               | B2 ( Tablet ) C (US\$/Tablet)          | 5       |

**Figure 4: Types of Synthetic Drugs in US Dollar- June 2020**



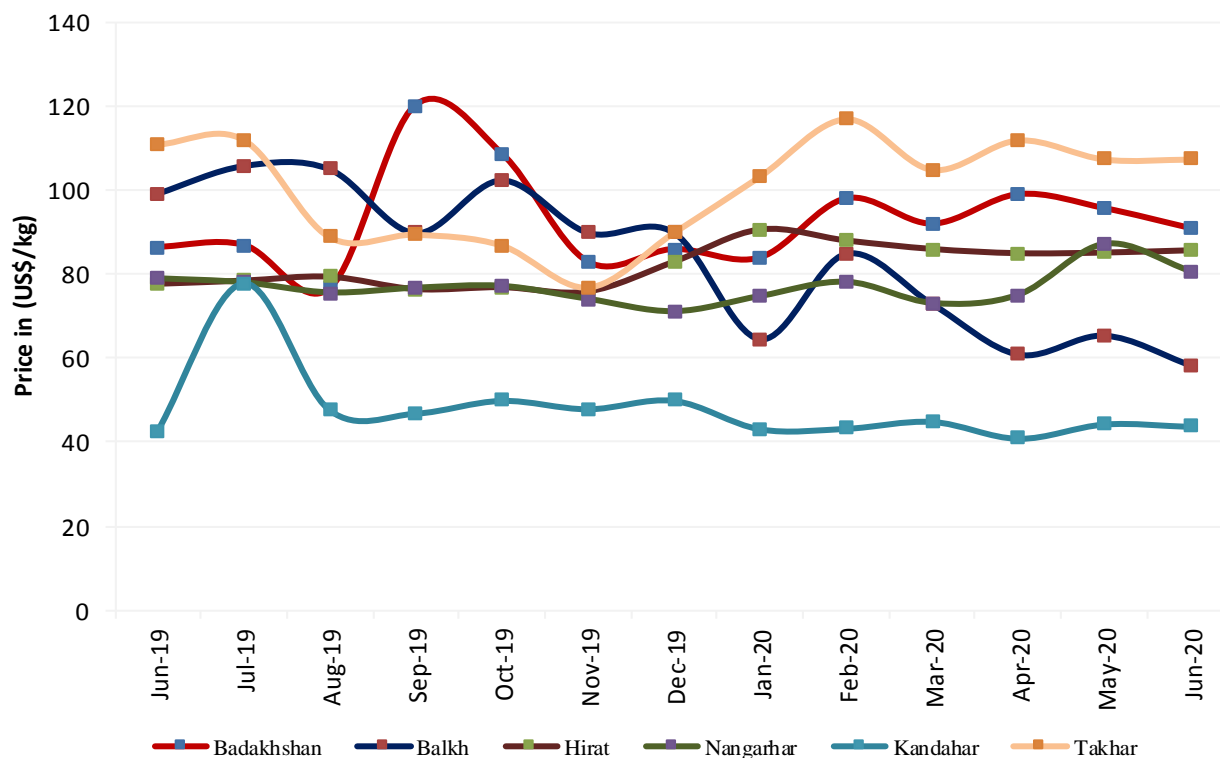
## 6. Cannabis Resin

There are mainly three types of cannabis resin available in Afghanistan namely Garda # 1, # 2 and # 3 with quality as best, moderate and fair respectively. Garda # 1 (Shirak) in Badakhshan province was the most expensive cannabis resin because of its pure quality. Earlier Garda # 1 (Jooshi) of Balkh province was most expensive and popular because of its high quality however it lost its demand due to blending with lower quality hashish.

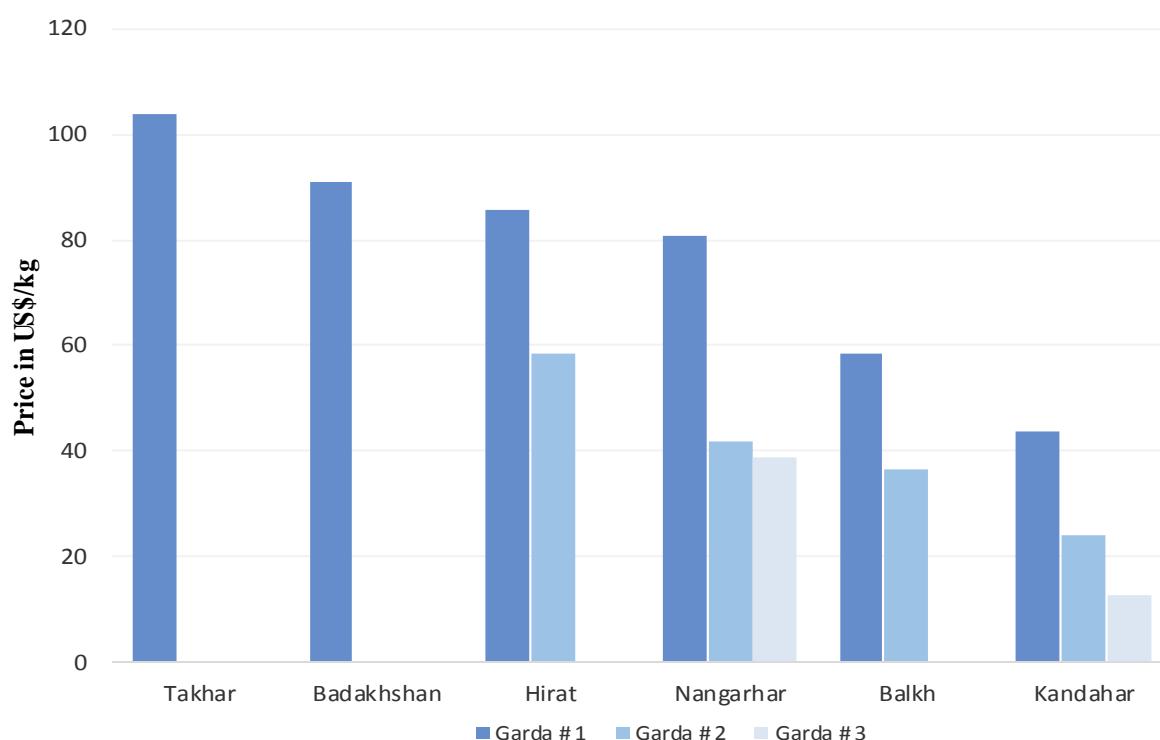
**Table 11: Prices of different types of cannabis resin in Afghanistan, (US\$/kg), June 2019 – June 2020**

| Province   | Types of cannabis resin | Jun-19 | Jul-19 | Aug-19 | Sep-19 | Oct-19 | Nov-19 | Dec-19 | Jan-20 | Feb-20 | Mar-20 | Apr-20 | May-20 | Jun-20 | Chang (Jun-May) % |
|------------|-------------------------|--------|--------|--------|--------|--------|--------|--------|--------|--------|--------|--------|--------|--------|-------------------|
| Badakhshan | Garda # 1 (Shirak)      | 86     | 87     | 77     | 120    | 109    | 83     | 86     | 84     | 98     | 92     | 99     | 96     | 91     | -5%               |
| Balkh      | Garda # 1 (Jooshi)      | 99     | 106    | 105    | 90     | 102    | 90     | 90     | 65     | 85     | 73     | 61     | 66     | 58     | -11%              |
|            | Garda # 2 (Morchajosh)  | 72     | 81     | 77     | 58     | 77     | 64     | 64     | 58     | 65     | 59     | 42     | 39     | 36     | -8%               |
| Hirat      | Garda # 1               | 78     | 79     | 79     | 77     | 77     | 76     | 83     | 91     | 88     | 86     | 85     | 85     | 86     | +1%               |
|            | Garda # 2               | 49     | 51     | 51     | 55     | 58     | 57     | 61     | 58     | 57     | 55     | 57     | 58     | 58     | +1%               |
| Kandahar   | Garda # 1               | 43     | 44     | 48     | 47     | 50     | 48     | 50     | 43     | 43     | 45     | 41     | 44     | 44     | -1%               |
|            | Garda # 2               | 21     | 24     | 26     | 25     | 26     | 25     | 26     | 20     | 22     | 22     | 21     | 24     | 24     | +1%               |
|            | Garda # 3               | 11     | 13     | 14.1   | 14     | 16     | 14     | 16     | 13     | 13     | 13     | 11     | 12     | 13     | +1%               |
| Nangarhar  | Garda # 1               | 79     | 78     | 76     | 77     | 77     | 74     | 71     | 75     | 78     | 73     | 75     | 87     | 81     | -8%               |
|            | Garda # 2               | 52     | 50     | 50     | 48     | 47     | 45     | 45     | 49     | 46     | 43     | 46     | 47     | 42     | -11%              |
|            | Garda # 3               | 43     | 44     | 44     | 45     | 45     | 43     | 42     | 47     | 42     | 37     | 41     | 44     | 39     | -11%              |
| Takhar     | Garda # 1 (Shirak)      | 111    | 112    | 89     | 90     | 87     | 77     | 90     | 103    | 117    | 105    | 112    | 107    | 104    | -3%               |

**Figure 5: Average price of cannabis resin (Garda # 1, best quality) in US\$/kg, June 2019 - June 2020**



**Figure 6: Prices of different types of cannabis resin in Afghanistan, (US\$/kg), June 2020**



**Table 12: Prices of 1 kilogram of different types of cannabis resin in local currency, May 2020 – Jun 2020**

| Province   | Types of cannabis resin | Local currency  | Prices of 1 kg of different types of cannabis resin in local currency |        | Change (May-Apr) % |
|------------|-------------------------|-----------------|---|--------|--------------------|
|            |                         |                 | May-20  | Jun-20 |                    |
| Badakhshan | Garda # 1 (Shirak)      | Afghani         | 7,300   | 7,000  | -4%                |
| Balkh      | Garda # 1 (Jooshi)      | Afghani         | 5,000   | 4,500  | -10%               |
|            | Garda # 2 (Morchajosh)  | Afghani         | 3,000   | 2,800  | -7%                |
| Hirat      | Garda # 1               | Afghani         | 6,500   | 6,600  | +2%                |
|            | Garda # 2               | Afghani         | 4,400   | 4,500  | +2%                |
| Kandahar   | Garda # 1               | Pakistani Rupee | 7,111   | 7,333  | +3%                |
|            | Garda # 2               | Pakistani Rupee | 3,778   | 4,000  | +6%                |
|            | Garda # 3               | Pakistani Rupee | 2,000   | 2,111  | +6%                |
| Nangarhar  | Garda # 1               | Pakistani Rupee | 14,000  | 13,500 | -4%                |
|            | Garda # 2               | Pakistani Rupee | 7,500   | 7,000  | -7%                |
|            | Garda # 3               | Pakistani Rupee | 7,000   | 6,500  | -7%                |
| Takhar     | Garda # 1 (Shirak)      | Afghani         | 8,200   | 8,000  | -2%                |

## 7. Seeds: Cannabis and Poppy

Prices of cannabis and poppy seeds collected from eighteen provinces of Afghanistan are tabulated below.

**Table 13: Prices of cannabis and poppy seeds in other than USD currency, May 2020 – June 2020**

| Province   | Types of seed | Local currency   | Prices of 1 kg of cannabis seed and poppy seed in local currency |        | Change (Jun-May) (%) |
|------------|---------------|------------------|--|--------|----------------------|
|            |               |                  | May-20   | Jun-20 |                      |
| Badakhshan | Poppy seed    | Afghani          | 42   | 42     | 0%                   |
|            | Cannabis seed | Afghani          | 44   | 44     | 0%                   |
| Baghlan    | Poppy seed    | Afghani          | 50   | 50     | 0%                   |
|            | Cannabis seed | Afghani          | 20   | 25     | +25%                 |
| Balkh      | Poppy seed    | Afghani          | 75   | 70     | -7%                  |
|            | Cannabis seed | Afghani          | 30   | 35     | +17%                 |
| Farah      | Poppy seed    | Afghani          | 50   | 55     | +10%                 |
|            | Cannabis seed | Afghani          | 38   | 40     | +7%                  |
| Faryab     | Poppy seed    | Afghani          | 70   | 90     | +29%                 |
|            | Cannabis seed | Afghani          | 50   | 50     | 0%                   |
| Hilmand    | Poppy seed    | Afghani          | 71   | 78     | +9%                  |
|            | Cannabis seed | Afghani          | 89   | 93     | +5%                  |
| Hirat      | Poppy seed    | Afghani          | 75   | 90     | +20%                 |
|            | Cannabis seed | Afghani          | 50   | 50     | 0%                   |
| Kabul      | Poppy seed    | Afghani          | 50   | 50     | 0%                   |
| Kandahar   | Poppy seed    | Afghani          | 78   | 84     | +9%                  |
|            | Cannabis seed | Afghani          | 100  | 96     | -4%                  |
| Kapisa     | Poppy seed    | Afghani          | 50   | 50     | +0%                  |
| Kunar      | Poppy seed    | Pakistani Ruppee | 60   | 70     | +17%                 |
|            | Cannabis seed | Pakistani Ruppee | 45   | 45     | 0%                   |
| Laghman    | Poppy seed    | Pakistani Ruppee | 60   | 70     | +17%                 |
|            | Cannabis seed | Pakistani Ruppee | 45   | 45     | 0%                   |
| Logar      | Cannabis seed | Afghani          | 40   | 40     | 0%                   |
| Nangarhar  | Poppy seed    | Pakistani Ruppee | 70   | 75     | +7%                  |
|            | Cannabis seed | Pakistani Ruppee | 50   | 50     | 0%                   |
| Paktya     | Cannabis seed | Afghani          | 30   | 30     | 0%                   |
| Takhar     | Poppy seed    | Afghani          | 54   | 54     | 0%                   |
|            | Cannabis seed | Afghani          | 45   | 45     | 0%                   |
| Uruzgan    | Poppy seed    | Afghani          | 76   | 78     | +3%                  |
|            | Cannabis seed | Afghani          | 100  | 100    | +0%                  |
| Zabul      | Poppy seed    | Afghani          | 78   | 80     | +3%                  |
|            | Cannabis seed | Afghani          | 100  | 102    | +2%                  |

**Table 14: Prices of cannabis and poppy seeds in Afghanistan, (US\$/kg), June 2019 – June 2020**

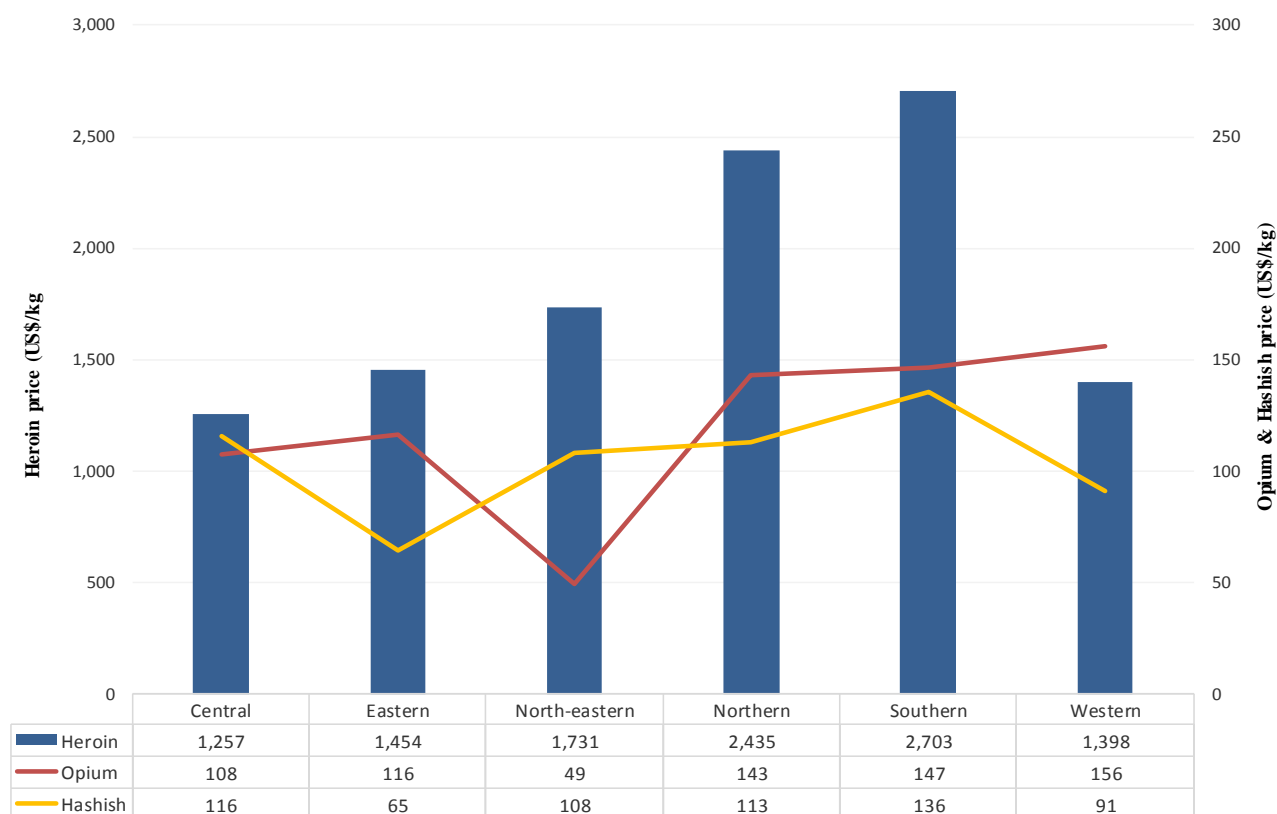
| Types of seeds | Jun-19 | Jul-19 | Aug-19 | Sep-19 | Oct-19 | Nov-19 | Dec-19 | Jan-20 | Feb-20 | Mar-20 | Apr-20 | May-20 | Jun-20 | Increase/Decrease (%) |
|----------------|--------|--------|--------|--------|--------|--------|--------|--------|--------|--------|--------|--------|--------|-----------------------|
| Cannabis seed  | 0.52   | 0.542  | 0.542  | 0.572  | 0.590  | 0.652  | 0.687  | 0.684  | 0.653  | 0.689  | 0.688  | 0.684  | 0.691  | +1%                   |
| Poppy seed     | 0.79   | 0.746  | 0.710  | 0.7536 | 0.8006 | 0.8872 | 0.8720 | 0.7783 | 0.7664 | 0.7800 | 0.7760 | 0.7115 | 0.7503 | +5%                   |



## 8. Prices of heroin, opium and hashish at consumer level

The consumer prices of heroin, opium and hashish collected from different regions of Afghanistan are as below. The quality of product varies widely in different regions.

**Figure 7: Regional average prices of heroin, opium and hashish at consumer level in (US\$/Kg), June 2020**



**Table 15: Average prices of heroin, opium and hashish at consumer level in Afghanistan, (US\$/kg), June 2019 – June 2020**

| Types of drug | Average prices in (US\$/kg) |        |        |        |        |        |        |        |        |        |        |        |        | Change (Jun-May) (%) |
|---------------|-----------------------------|--------|--------|--------|--------|--------|--------|--------|--------|--------|--------|--------|--------|----------------------|
|               | Jun-19                      | Jul-19 | Aug-19 | Sep-19 | Oct-19 | Nov-19 | Dec-19 | Jan-20 | Feb-20 | Mar-20 | Apr-20 | May-20 | Jun-20 |                      |
| Heroin        | 3,711                       | 3,316  | 3,557  | 3,739  | 3,686  | 3,545  | 3,579  | 3,122  | 3,025  | 2,807  | 2,666  | 1,890  | 1,867  | -1%                  |
| Opium         | 172                         | 175    | 187    | 222    | 236    | 173    | 164    | 156    | 151    | 176    | 137    | 131    | 130    | -1%                  |
| Hashish       | 144                         | 147    | 145    | 145    | 130    | 128    | 130    | 123    | 121    | 112    | 116    | 115    | 111    | -3%                  |

## 9. Price of Acetic Anhydride<sup>3</sup>

**Table 16: Average price of acetic anhydride in Afghanistan, (US\$/Lit) June 2019 – June 2020**

| Variety of Acetic Anhydride | Jun-19 | Jul-19 | Aug-19 | Sep-19 | Oct-19 | Nov-19 | Dec-19 | Jan-20 | Feb-20 | Mar-20 | Apr-20 | May-20 | Jun-20 | Increase/D ecrease (%) |
|-----------------------------|--------|--------|--------|--------|--------|--------|--------|--------|--------|--------|--------|--------|--------|------------------------|
| Acetic Anhydride - A*       | 261    | 255    | 266    | 306    | 321    | 311    | 295    | 394    | 330    | 409    | 307    | 306    | 295    | -3%                    |
| Acetic Anhydride - B*       | 117    | 125    | 126    | 128    | 129    | 132    | 130    | 130    | 212    | 204    | 240    | 168    | 149    | -11%                   |
| Acetic Anhydride - C*       | 102    | 106    | 110    | 115    | 119    | 122    | 121    | 123    | 117    | 104    | 159    | 159    | 140    | -12%                   |
| Acetic Anhydride - D*       | 92     | 90     | 92     | 99     | 97     | 99     | 96     | 143    | 171    | 111    | 116    | 116    | 110    | -5%                    |
| Acetic Anhydride - E*       | 101    | 87     | 106    | 106    | 108    | 107    | 104    | 225    | 223    | 212    | 165    | 194    | 178    | -8%                    |
| Acetic Anhydride - F*       | 98     | 89     | 104    | 138    | 170    | 145    | 134    | 141    | 232    | 146    | 124    | 126    | 115    | -8%                    |

<sup>3</sup> Acetic anhydride is the chemical compound with the formula (CH<sub>3</sub>CO)<sub>2</sub>O. Commonly abbreviated Ac<sub>2</sub>O, it is the simplest isolable anhydride of a carboxylic acid and is widely used as a reagent in organic synthesis. It is a colourless liquid that smells strongly of acetic acid, which is formed by its reaction with moisture in the air.

## 10. Licit Crops

Prices of wheat, cotton, saffron, rice (imported) and rice (local) collected in six provinces of Afghanistan are shown in below table.

**Table 17: Prices of wheat, cotton, saffron, imported and local rice in Afghanistan in local currency, June 2020**

| Province   | Types of crops | Price/Kg in Pakistani Rupee (PRs) | Price/Kg in Afghani (AFs) | Price/Kg in (US\$) |
|------------|----------------|-----------------------------------|---------------------------|--------------------|
| Badakhshan | Wheat          | -                                 | 32                        | 0.4                |
| Badakhshan | Rice Imported  | -                                 | 95                        | 1.2                |
| Badakhshan | Rice Local     | -                                 | 60                        | 0.8                |
| Balkh      | Wheat          | -                                 | 23                        | 0.3                |
| Balkh      | Cotton         | -                                 | 52                        | 0.7                |
| Balkh      | Rice Imported  | -                                 | 90                        | 1.2                |
| Balkh      | Rice Local     | -                                 | 60                        | 0.8                |
| Hirat      | Wheat          | -                                 | 24                        | 0.3                |
| Hirat      | Cotton         | -                                 | 90                        | 1.2                |
| Hirat      | Saffron        | -                                 | 45,000                    | 584                |
| Hirat      | Rice Imported  | -                                 | 90                        | 1.2                |
| Hirat      | Rice Local     | -                                 | 80                        | 1.0                |
| Helmand    | Wheat          | 70                                | -                         | 0.4                |
| Helmand    | Cotton         | 235                               | -                         | 1.4                |
| Helmand    | Rice Imported  | 142                               | -                         | 0.9                |
| Helmand    | Rice Local     | 96                                | -                         | 0.6                |
| Kandahar   | Wheat          | 72                                | -                         | 0.4                |
| Kandahar   | Cotton         | 250                               | -                         | 1.5                |
| Kandahar   | Rice Imported  | 135                               | -                         | 0.8                |
| Kandahar   | Rice Local     | 100                               | -                         | 0.6                |
| Nangarhar  | Wheat          | 31                                | -                         | 0.2                |
| Nangarhar  | Cotton         | 100                               | -                         | 0.6                |
| Nangarhar  | Rice Imported  | 76                                | -                         | 0.5                |
| Nangarhar  | Rice Local     | 45                                | -                         | 0.3                |
| Takhar     | Wheat          | -                                 | 30                        | 0.4                |
| Takhar     | Rice Imported  | -                                 | 90                        | 1.2                |
| Takhar     | Rice Local     | -                                 | 40                        | 0.5                |

**Table 18: Average prices of wheat, cotton, saffron, imported and local rice in Afghanistan, (US\$/kg), June 2019 – June 2020**

| Types of crops  | Jun-19 | Jul-19 | Aug-19 | Sep-19 | Oct-19 | Nov-19 | Dec-19 | Jan-20 | Feb-20 | Mar-20 | Apr-20 | May-20 | Jun-20 | Increase/Decrease (%) |
|-----------------|--------|--------|--------|--------|--------|--------|--------|--------|--------|--------|--------|--------|--------|-----------------------|
| Wheat           | 0.26   | 0.27   | 0.27   | 0.28   | 0.28   | 0.31   | 0.32   | 0.37   | 0.36   | 0.37   | 0.35   | 0.36   | 0.35   | -2%                   |
| Cotton          | 1.12   | 1.14   | 1.09   | 1.11   | 1.18   | 1.15   | 1.16   | 1.25   | 1.24   | 1.21   | 1.10   | 1.06   | 1.07   | +1%                   |
| Saffron         | 871    | 846    | 832    | 870    | 705    | 641    | 612    | 647    | 710    | 724    | 728    | 654    | 584    | -11%                  |
| Rice (Imported) | 1.04   | 1.09   | 1.09   | 1.05   | 1.03   | 1.06   | 1.05   | 1.11   | 1.12   | 1.16   | 1.06   | 1.01   | 0.98   | -3%                   |
| Rice (Local)    | 0.69   | 0.71   | 0.74   | 0.69   | 0.58   | 0.65   | 0.62   | 0.58   | 0.60   | 0.68   | 0.68   | 0.65   | 0.65   | 0%                    |

## 11. Methodology

- ❖ Prices are collected in the last week of every month from around twenty farmers and equal numbers of traders by NSAD Survey coordinators generally from different farmers and traders each month. The price data collection is sourced from a few known farmers and traders as well.
- ❖ Opium prices are collected from 21 out of 34 provinces namely Badakhshan, Baghlan, Badghis, Balkh, Farah, Faryab, Ghor, Hilmand, Hirat, Kandahar, Kunar, Kunduz, Laghman, Nangarhar, Nimroz, Uruzgan, Takhar, Sur-Pul, Samangan, Jawzjan and Zabul. The prices of dry and fresh opium are collected from farmers (at farm-gate level) and traders (at trader level).
- ❖ Different varieties of heroin, morphine<sup>4</sup> and cannabis resin prices are collected from six provinces of Afghanistan namely Badakhshan, Balkh, Hirat, Nangarhar, Kandahar and Takhar.
- ❖ Prices of some licit crops such as wheat, saffron, imported and local rice is also collected from six provinces of Afghanistan and included in this report.
- ❖ Prices of poppy seeds, cannabis seeds and acetic anhydride are included in the report as well.
- ❖ The prices are also presented in local currency for convenience of certain analysis; however, the national average prices are presented in USD. At the regional level, average prices are reflected in local currency with exception of the Western region since prices are reported in two different currencies.
- ❖ Prices are reported in different currencies in different regions. The prices in Eastern region (Kunar, Laghman and Nangarhar) and Southern region (Kandahar, Hilmand, Uruzgan and Zabul) are reported in Pakistani rupees. In Northern (Balkh, Baghlan, Farayb, Sur-Pul, Samangan and Jawzjan) and North-eastern (Badakhshan, Kunduz and Takhar) regions, the prices are reported in Afghani. However, prices are reported in two different currencies namely Afghani and Iranian Tuman in Western (Hirat, Nimroz, Farah, Badghis and Ghor) region. The prices are converted in US\$ using the exchange rate from (oanda.com) site considering the rates on the same date the observation is made.

**Table 19: Number of observations of dry and fresh opium prices**

|                    | Number of observations (n) |              | Number of provinces price collected |
|--------------------|----------------------------|--------------|-------------------------------------|
|                    | Farm-gate price            | Trader price |                                     |
| <b>Dry Opium</b>   | 201                        | 201          | 21                                  |
| <b>Fresh Opium</b> | 187                        | 187          | 21                                  |

---

<sup>4</sup> This medication is used to help relieve moderate to severe pain. Morphine belongs to a class of drugs known as opioid (narcotic) analgesics. It works in the brain to change how your body feels and responds to pain.