



**Islamic Republic of Afghanistan  
Ministry of Counter Narcotics**



**UNODC**  
United Nations Office on  
Drugs and Crime

مطابق میزان ۱۳۹۳ هجری September 2014

## **Afghanistan Drug Price Monitoring Monthly Report**



**Ministry of Counter Narcotics, Islamic Republic of Afghanistan, Kabul  
And  
United Nations Office on Drugs and Crime, Kabul**

## Abbreviations

MCN: Ministry of Counter Narcotics

UNODC: United Nations Office on Drugs and Crime

## ACKNOWLEDGEMENTS

The following organizations and individuals contributed to the drug price data collection and analysis and preparation of this report:

### ***Ministry of Counter-Narcotics:***

Mohammad Ibrahim Azhar (Deputy Minister), Haroon Rashid Sherzad (Deputy Minister), Mir Abdullah Sadat (Director of Narcotics Survey Directorate), Sayed Najibullah Ahmadi (Economic specialist) Saraj Ahmad (Deputy Director of Narcotics Survey Directorate), Nasir Ahmad (Deputy Director of Narcotics Survey Directorate) Mohammad Ajmal (Database Officer), Sayed Shahenshah (Quality Control and Digit Specialist), Mohammad Hakim Hayat (Eradication Reporter), Mujtaba (Data entry) Fazel Karim Alimi (Admin & Finance Officer).

***Survey Coordinators:*** Eshaq Masumi (Central Region), Mohammed Ishaq Anderabi (North-Eastern Region), Abdul Latif Ehsan (Western Region), Fida Mohammad (Northern Region), Khalil Ahmad (Southern Region) and Abdullah Dawodkhel (Eastern Region).

### ***United Nations Office on Drugs and Crime***

Devashish Dhar (International Project Coordinator), Abdul Manan Ahmadzai (Senior Survey Officer), Noor Mohammad Sadiq (Database Developer), Ahmad Jawid Ghiasee and Sayed Mehdi Sadat (Remote sensing analysts), Abdul Rahman Laiq (Capacity Building Officer), Asia Noory (Project Associate), Ziaulhaq Sidiqi (GIS Associate), Qahir Khan National Research Officer, Balochistan (Pakistan) and Shaukat Ullah Khan National Research Officer Peshawar (Pakistan)

***Survey Coordinators:*** Abdul Basir Basiret (Eastern Region), Bashir Ahmad Shakir (Southern Region), Sayd Ghawash Nayer (Western Region), Emran Mehrwarz (North-eastern Region), Rahimullah Omar (Central Region)

Drug price report in Afghanistan was made possible by financial contribution from the Governments of United States of America and United Kingdom.

## Drug price by year (September 2013 - September 2014)

- **Average<sup>1</sup> price of dry Opium in Afghanistan, (US\$/kg)**

Dry Opium	Sep-13	Sep-14	Increase/ Decrease (%)
<i>Farm-gate price (US\$/Kg)</i>	134	139	+4%
<i>Trader price (US\$/Kg)</i>	143	146	+2%

- **Average<sup>1</sup> price of fresh Opium in Afghanistan, (US\$/kg)**

Fresh Opium	Sep-13	Sep-14	Increase/ Decrease (%)
<i>Farm-gate price (US\$/Kg)</i>	112	124	+11%
<i>Trader price (US\$/Kg)</i>	117	128	+9%

- **Average<sup>1</sup> price of Heroin in Afghanistan, (US\$/kg)**

Heroin	Sep-13	Sep-14	Increase/ Decrease (%)
<i>High Quality</i>	3072	2757	-10%
<i>Medium Quality</i>	2215	1951	-12%

- **Average<sup>1</sup> price of Cannabis Resin in Afghanistan, (US\$/kg)**

Types of cannabis resin	Sep-13	Sep-14	Increase/ Decrease (%)
<i>Cannabis resin (Garda # 1) price (US\$/kg)</i>	117	120	+3%
<i>Cannabis resin (Garda # 2) price (US\$/kg)</i>	80	84	+5%
<i>Cannabis resin (Garda # 3) price (US\$/kg)</i>	24	26	+8%

- **Heroin and Hashish (best quality) prices in Peshawar, Pakistan (US\$/kg)**

Best quality of Heroin/Hashish	Sep-13	Sep-14	Increase/Decrease (%)
<i>Heroin - White (Injection) price (US\$/kg)</i>	3,989	3,531	-11%
<i>Hashish - (Garda # 1) price (US\$/kg)</i>	617	638	+3%

<sup>1</sup> Simple average of all observations

- **Heroin and Hashish (best quality) prices in Quetta, Pakistan (US\$/kg)**

Best quality of Heroin/Hashish	Sep-13	Sep-14	Increase/Decrease (%)
Heroin - High quality (Crystal) price (US\$/kg)	5,318	3,482	-35%
Hashish - High quality price (US\$/kg)	418	589	+41%

- **Average<sup>2</sup> price of Heroin, Opium and Hashish at consumer level in Afghanistan, (US\$/kg)**

Types of drugs	Sep-13	Sep-14	Increase/Decrease (%)
Heroin	4,664	5,029	+8%
Opium	309	292	-5%
Hashish	198	213	+8%

- **Average<sup>2</sup> price of Wheat, Cotton, Saffron, Imported and Local Rice in Afghanistan, (US\$/kg)**

Types of crops	Sep-13	Sep-14	Increase/Decrease (%)
Wheat	0.34	0.39	+14%
Cotton	1.3	1.4	+7%
Saffron	1,470	1,577	+7%
Rice (imported)*	1.4	1.5	+11%
Rice (local)*	0.9	0.9	+0%

- **Average<sup>2</sup> price of poppy and cannabis seeds in Afghanistan, (US\$/kg)**

Types of seeds	Sep-13	Sep-14	Increase/Decrease (%)
Cannabis seed	0.38	0.42	+11%
Poppy seed	0.55	0.60	+9%

- **Average<sup>2</sup> price of acetic anhydride in Afghanistan, (US\$/Lit )**

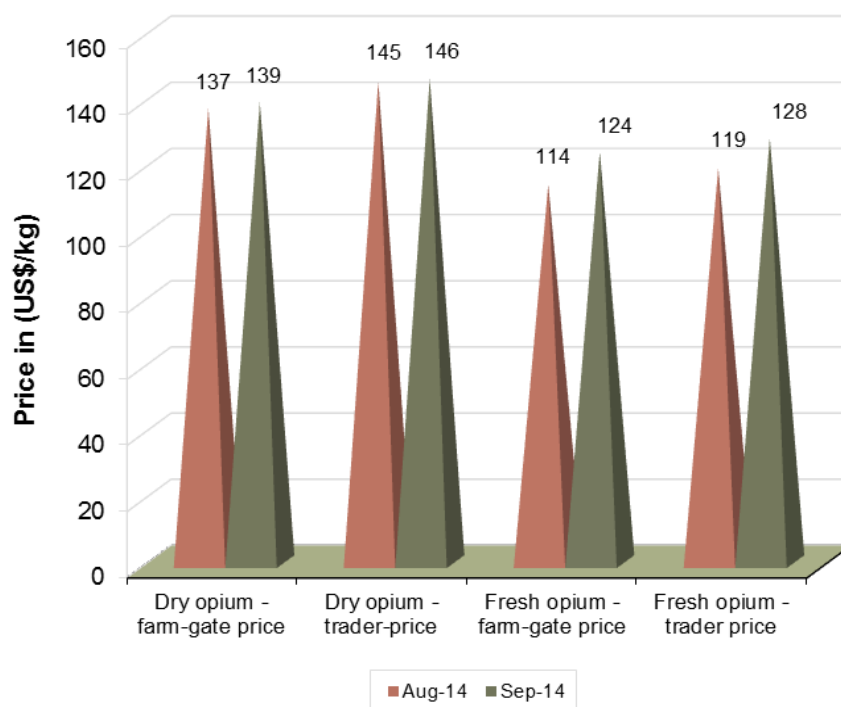
Variety of Acetic Anhydride	Sep-13	Sep-14	Increase/Decrease (%)
Acetic Anhydride - A*	229	293	+28%
Acetic Anhydride - B*	133	138	+3%
Acetic Anhydride - C*	114	128	+12%
Acetic Anhydride - D*	154	160	+4%
Acetic Anhydride - E*	145	148	+2%
Acetic Anhydride - F*	192.9	233	+21%

\* A, B, C, D, E, F represent different variety of acetic anhydride in Afghanistan.

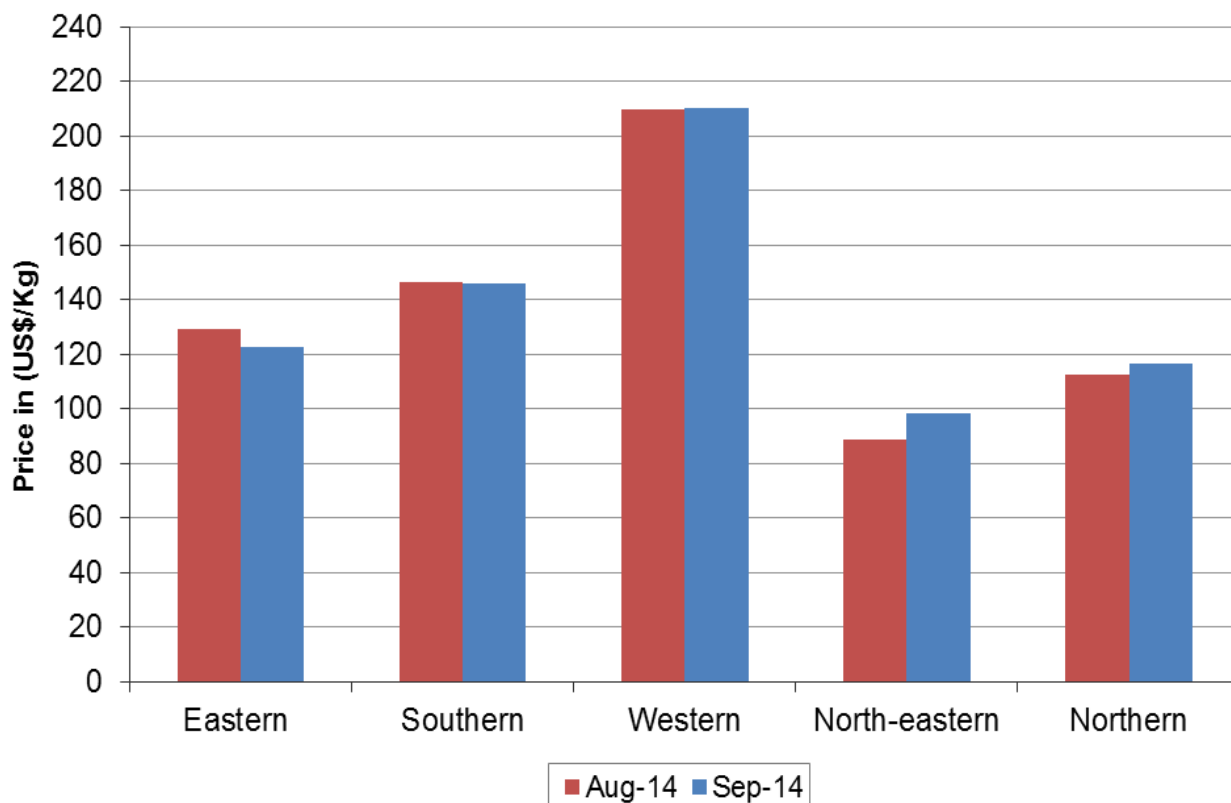
<sup>2</sup> Simple average of all observations

## Drug price by Month (August 2014 – September 2014)

### Price change of Dry Opium and Fresh Opium (August 2014 and September 2014)



### Regional average price of dry opium from traders (August 2014 – September 2014)

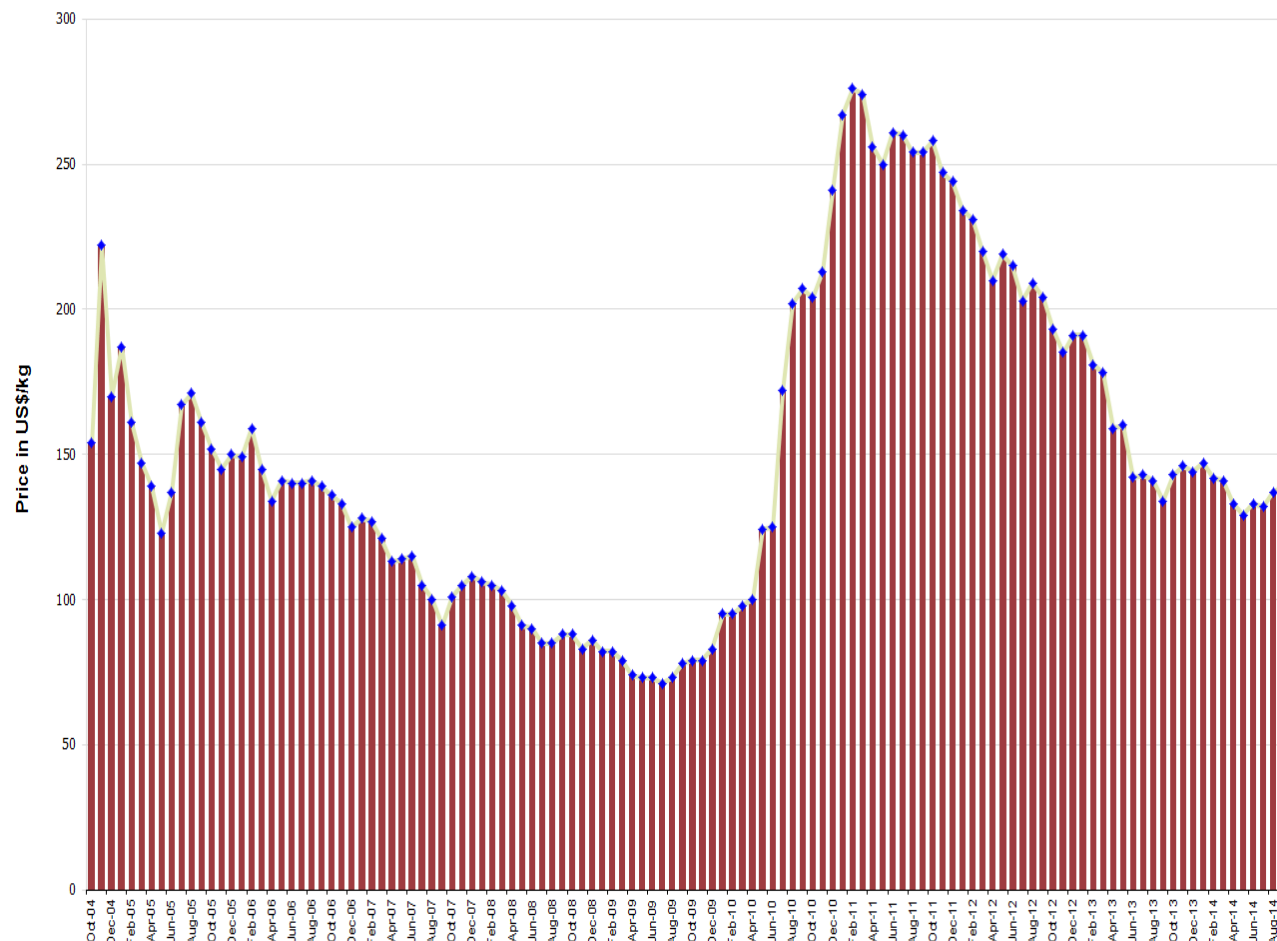


## DRY OPIUM

### FARM-GATE PRICE:

The national average price for one kilogram of dry opium in Afghanistan at the farm-gate level was **US\$ 139/kg** at the end of September 2014 which is 1% higher compared to price reported in August 2014 (**US\$ 137/kg**). The average dry opium price at the farm-gate level in September 2014 is 4% higher than the price reported in September 2013 which was **US\$ 134/kg**. The dry opium price has a decreasing trend since February 2011.

**Graph 1: National <sup>2</sup>Average price of dry opium at farm-gate level from Sep 2004 to Aug 2014**



### Dry Opium (Chaynaki Quality):

#### FARM-GATE PRICE:

Price of opium (dry) was not found to be varying with quality in different regions. In Balkh and Hilmand provinces another quality of dry opium by the name of **Chaynaki** is available at Farm-gate and trader level. The **Chaynaki** quality of dry opium more air dried than other varieties. The average price of 1 kilogram of **Chaynaki** dry opium at Farm-gate level in Balkh province is **US\$ 162/kg** in September 2014 showing an increase of 1% compared to the price reported in August 2014 (**US\$ 160**). The average price of 1 kilogram of **Chaynaki** dry opium at farm-gate level in Hilmand province is **US\$ 361/kg** in September 2014 with a decreased by 2% compared to the price reported in August 2014 (**US\$ 367**).

**Table 1: Average<sup>2</sup> price of dry opium (Chaynaki quality) at farm-gate level (US\$/Kg)**

Dry Opium (Chaynaki quality)	Balkh		Change (Sep-Aug) %	Hilmand		Change (Sep-Aug) %
	Aug-14	Sep-14		Aug-14	Sep-14	
Farm-gate price (US\$/Kg)	160	162	+1%	367	361	-2%

<sup>2</sup> Simple average of all observations

## DRY OPIUM:

### TRADER PRICE

The national average dry opium price collected from traders was **US\$ 146/kg** at the end of September 2014 showing **0.47%** increase compared to the price reported last month (August 2014) (**US\$ 145/kg**). The average dry opium price at trader level in September 2014 is **2%** higher than the price reported last year (September 2013) which was **US\$ 143/kg**.

Dry opium price collected from traders has increased by 11%, 4% and 0.1% in North-eastern, Northern and Western regions respectively. Price decreased by 5% and 0.1% in Eastern and Southern regions respectively.

**Table 2: Regional average<sup>3</sup> price of dry opium collected from traders (US\$/Kg)**

Region	Price of Dry Opium (US\$/Kg)		Price change (%)
	Aug-14	Sep-14	
Eastern region (Kunar, Laghman, Nangarhar)	129	123	-5%
Southern region (Hilmand, Kandahar, Uruzgan, Zabul)	146	145.9	-0.1%
Western region (Badghis, Farah, Ghor, Hirat, Nimroz)	210	210.1	+0.1%
North-eastern region (Badakhshan, Kunduz, Takhar)	89	99	+11%
Northern region (Baghlan, Balkh, Faryab)	112	117	+4%
<b>Average</b>	<b>145</b>	<b>146</b>	<b>+1%</b>

### Dry Opium (Chaynaki Quality):

#### TRADER PRICE:

In Balkh province, the average price of 1 kilogram of **Chaynaki** dry opium at trader level is **US\$ 169/kg** in September 2014 showing a decrease of **2%** compared to the price reported in August 2014 (**US\$ 172/kg**). In Hilmand province, the average price of 1 kilogram of **Chaynaki** dry opium at trader level is **US\$ 383/kg** in September 2014 decreased by **1%** compared to the price reported in August 2014 (**US\$ 388**).

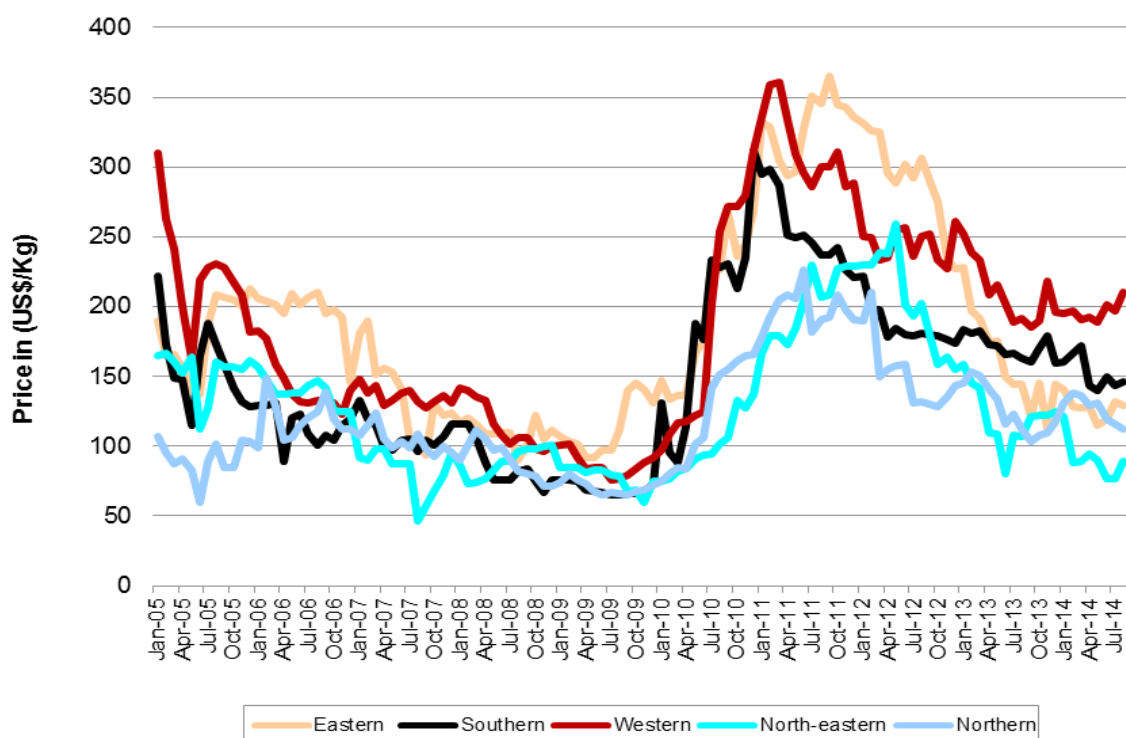
**Table 3: Average<sup>3</sup> price of dry opium (Chaynaki quality) at trader level (US\$/Kg)**

Dry Opium (Chaynaki quality)	Balkh		Change (Sep-Aug) %	Hilmand		Change (Sep-Aug) %
	Aug-14	Sep-14		Aug-14	Sep-14	
Trader price (US\$/Kg)	172	169	-2%	388	383	-1%

<sup>3</sup> Simple average of all observations



**Graph 2: Regional average<sup>4</sup> price of dry opium from traders (January 2005 to September 2014)**



**Table 4: Regional average<sup>4</sup> price of dry opium at farm-gate and trader level in local currency**

		Price of 1 kg of Dry Opium in local currency					
		Aug-14		Sep-14			
Region	Local currency	Farm-gate	Trader	Farm-gate	Trader	Change at farm-gate level (Sep-Aug) (%)	Change at trader level (Sep-Aug) (%)
Eastern region (Kunar, Laghman, Nangarhar)	Pakistani Rupee	12,757	13,010	12,296	12,506	-4%	-4%
Southern region (Hilmand, Kandahar, Uruzgan, Zabul)	Pakistani Rupee	13,902	14,700	14,109	14,886	+1%	+1%
Western region (Badghis, Ghor) *	Afghani	11,555	11,953	11,555	11,953	+0%	+0%
Western region (Farah, Hirat, Nimroz) *	Imanian Tuman	615,423	660,000	651,646	696,111	+6%	+5%
North-eastern region (Badakhshan, Kunduz, Takhar)	Afghani	3,918	5,061	6,352	6,357	+62%	+26%
Northern region (Baghlan, Balkh, Faryab)	Afghani	6,192	6,412	6,408	6,648	+3%	+4%

\* Western region is divided in two groups because of prices available in two currencies.

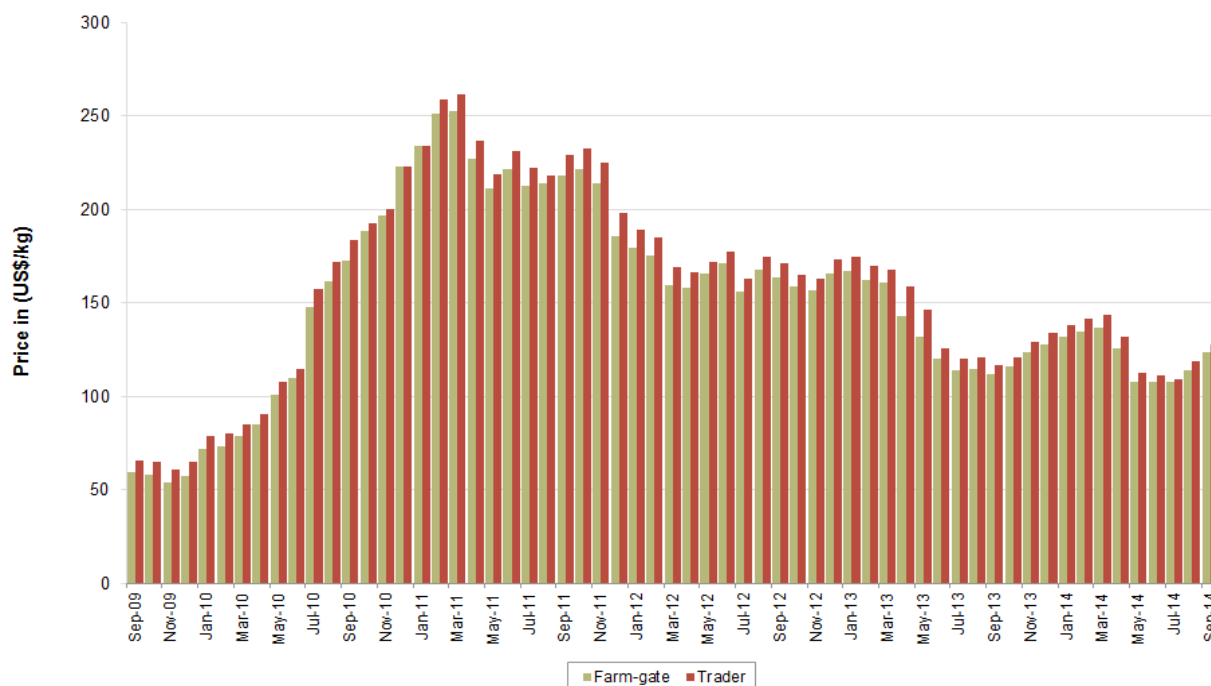
<sup>4</sup> Simple average of all observations



## FRESH OPIUM

At the end of September 2014, the national average price of fresh opium increased by **9%** from **US\$ 114/kg** in August 2014 to **US\$ 124/kg in September 2014** at the farm-gate level. Similarly, the national average price of fresh opium at trader level increased by **8%** from **US\$ 119/kg** in August 2014 to **US\$ 128/kg** this month (September 2014).

**Graph 3: National average<sup>5</sup> price of fresh opium at farm-gate and trader level, US\$/kg (August 2009 to September 2014)**



**Table 5: Regional average<sup>5</sup> price of fresh opium at farm-gate and trader level in local currency**

		Price of 1 kg of Fresh Opium in local currency					
		Aug-14		Sep-14			
Region	Local currency	Farm-gate	Trader	Farm-gate	Trader	Change at farm-gate level (Sep-Aug) (%)	Change at trader level (Sep-Aug) (%)
Eastern region (Kunar, Laghman, Nangarhar)	Pakistani Rupee	11,228	11,496	10,761	10,971	-4%	-5%
Southern region (Hilmand, Kandahar, Uruzgan, Zabul)	Pakistani Rupee	12,348	12,983	12,572	13,205	+2%	+2%
Western region (Badghis, Ghor) *	Afghani	8,249	8,499	8,249	8,499	+0%	+0%
Western region (Farah, Hirat, Nimroz) *	Imanian Tuman	479,829	500,389	537,774	551,691	+12%	+10%
North-eastern region (Badakhshan, Kunduz, Takhar)	Afghani	3,249	3,769	NA	NA	NA	NA
Northern region (Baghlan, Balkh, Faryab)	Afghani	5,542	5,754	5,525	5,746	0%	0%

\* Western region is divided in two groups because of prices available in two currencies

<sup>5</sup> Simple average of all observations

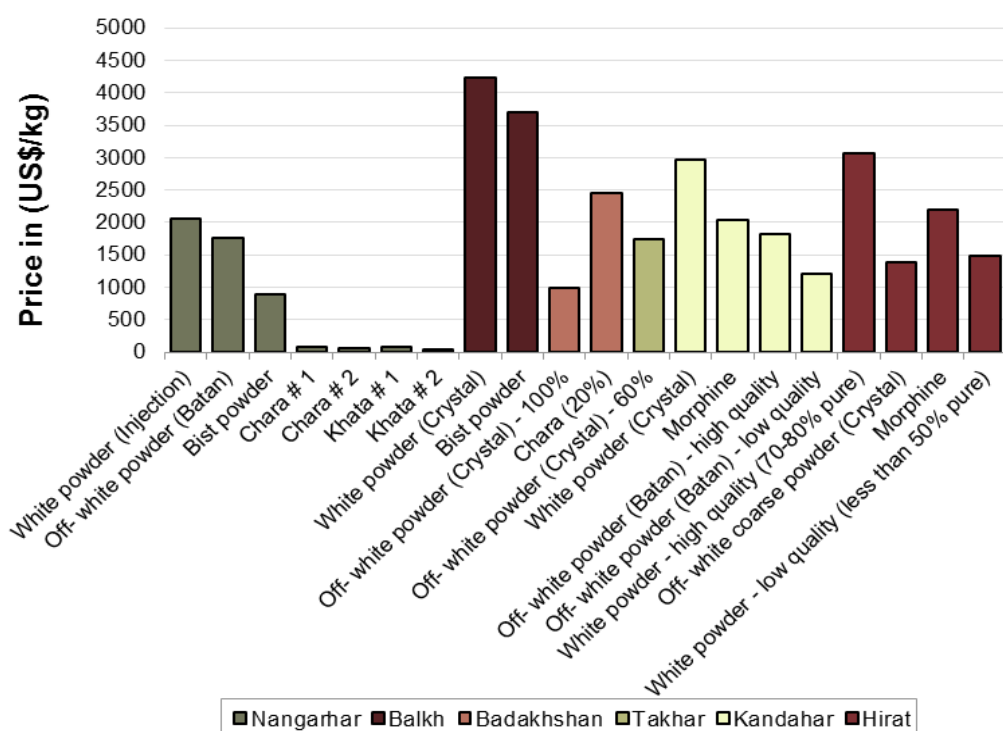
# HEROIN

There are several types of heroin available in Afghanistan with different quality. The prices of White powder (injection) in Nangarhar province, White powder (Crystal) in Kandahar and Balkh provinces, Off-white (Crystal)-100% in Badakhshan province and White powder-high quality (70-80% pure) in Hirat province are the most expensive heroin reported in Afghanistan. The cheapest heroin (**US\$ 49/kg**) is called as Khata # 2 reported in Nangarhar province.

**Table 7: Prices of different types of Heroin in Afghanistan,(US\$/kg), Sep 2013 – Sep 2014**

Province	Types of Heroin	Sep-13	Oct-13	Nov-13	Dec-13	Jan-14	Feb-14	Mar-14	Apr-14	May-14	Jun-14	Jul-14	Aug-14	Sep-14	Change (Sep-Aug) %
Badakhshan	Chara (20%)	1,556	2,185	1,709	1,753	1,224	1,094	1,095	1,104	1,009	1,023	1,030	1,198	998	+17%
	Off- white powder (Crystal) - 100%	3,423	3,462	4,113	4,219	3,585	3,281	3,286	2,408	2,220	2,250	2,266	2,367	2,450	+3%
Balkh	Best powder	3,381	3,503	3,517	3,389	3,512	3,590	3,621	3,509	3,514	3,618	3,680	3,629	3,691	+2%
	White powder (Crystal)	3,423	4,186	4,106	4,060	4,180	4,192	4,212	4,140	4,123	4,221	4,227	4,157	4,240	+2%
Hirat	Morphine	1,267	1,500	2,193	1,759	1,856	2,007	1,891	2,015	2,009	2,103	2,044	2,069	2,204	+7%
	Off- white coarse powder (Crystal)	1,943	2,100	2,618	2,043	2,041	1,997	1,563	1,346	1,339	1,385	1,425	1,400	1,387	-1%
	White powder - high quality (70-80% pure)	2,864	2,893	3,768	2,922	2,942	2,877	2,713	2,890	2,953	3,110	3,000	2,922	3,067	+5%
	White powder - low quality (less than 50% pure)	1,493	1,473	1,939	1,461	1,478	1,465	1,331	1,413	1,431	1,483	1,480	1,391	1,475	+6%
Kandahar	Morphine	1,981	2,073	2,046	2,000	2,007	2,077	2,165	2,062	2,099	2,139	2,084	2,050	2,030	-1%
	Off- white powder (Batan) - high quality	1,793	1,838	1,814	1,810	1,816	1,884	1,959	1,856	1,884	1,930	1,879	1,846	1,824	-1%
	Off- white powder (Batan) - low quality	1,179	1,225	1,209	1,143	1,147	1,237	1,237	1,237	1,249	1,283	1,239	1,214	1,197	-1%
	White powder (Crystal)	3,066	3,110	3,069	3,048	3,058	3,285	3,299	3,093	3,072	3,129	3,067	2,996	2,972	-1%
Nangarhar	Best powder	1,141	998	930	1,190	1,242	1,103	1,241	1,134	1,020	1,040	1,219	990	884	-11%
	Chara # 1	114	124	84	86	115	77	114	82	82	94	81	99	88	-11%
	Chara # 2	57	57	37	48	76	58	62	41	41	73	51	59	59	-1%
	Khata # 1	76	86	74	76	76	67	83	52	60	73	71	89	74	-17%
	Khata # 2	48	48	28	38	38	48	52	31	31	52	46	50	49	-1%
	Off- white powder (Batan)	2,663	2,566	1,860	1,905	1,911	1,726	1,964	2,062	1,938	1,769	1,828	1,782	1,768	-1%
	White powder (Injection)	3,139	3,041	2,604	2,571	2,676	2,686	2,895	2,577	2,447	2,289	2,437	2,079	2,062	-1%
Takhar	Off- white powder (Crystal) - 60%	2,517	2,545	2,708	2,779	2,099	2,038	2,041	1,606	1,413	1,432	1,442	1,677	1,750	+4%

**Graph 4: Prices of different types of heroin in Afghanistan, (US\$/kg), September 2014**



**Table 8: Prices of 1 kilogram of different types of Heroin in local currency**

Province	Types of heroin	Local currency	Prices of 1 kg of different types of heroin in local currency		Change (Sep-Aug) %
			Aug-14	Sep-14	
Badakhshan	Chara (20%)	Afghani	68,000	57,000	-16%
	Off- white powder (Crystal) - 100%	Afghani	134,400	140,000	+4%
Balkh	Bist powder	Afghani	206,000	210,900	+2%
	White powder (Crystal)	Afghani	236,000	242,250	+3%
Hirat	Morphine	Iranian Tuman	6,500,000	6,990,000	+8%
	Off- white coarse powder (Crystal)	Iranian Tuman	4,400,000	4,400,000	+0%
	White powder - high quality (70-80% pure)	Iranian Tuman	9,180,000	9,728,000	+6%
	White powder - low quality (less than 50% pure)	Iranian Tuman	4,370,000	4,680,000	+7%
Kandahar	Morphine	Pakistani Rupee	206,000	207,000	+0%
	Off- white powder (Batan) - high quality	Pakistani Rupee	185,500	186,000	+0%
	Off- white powder (Batan) - low quality	Pakistani Rupee	122,000	122,000	+0%
	White powder (Crystal)	Pakistani Rupee	301,000	303,000	+1%
Nangarhar	Bist powder	Pakistani Rupee	100,000	90,000	-10%
	Chara # 1	Pakistani Rupee	10,000	9,000	-10%
	Chara # 2	Pakistani Rupee	6,000	6,000	+0%
	Khata # 1	Pakistani Rupee	9,000	7,500	-17%
	Khata # 2	Pakistani Rupee	5,000	5,000	+0%
	Off- white powder (Batan)	Pakistani Rupee	180,000	180,000	+0%
	White powder (Injection)	Pakistani Rupee	210,000	210,000	+0%
Takhar	Off- white powder (Crystal) - 60%	Pakistani Rupee	95200	100000	+5%

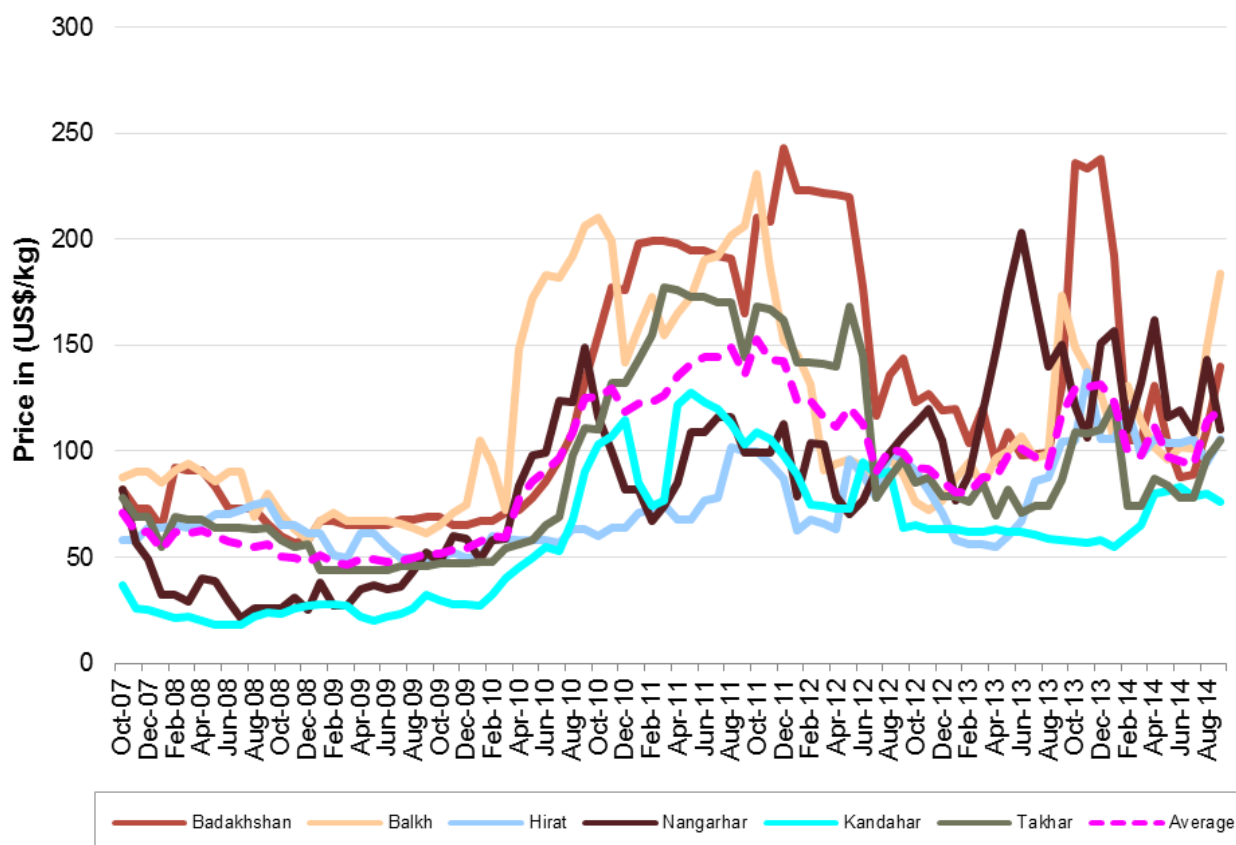
## CANNABIS RESIN:

There are mainly three types of cannabis resin available in Afghanistan namely Garda # 1, # 2 and # 3 with quality as best, moderate and fair respectively. Garda # 1 (Shirak) in Badakhshan province was the most expensive cannabis resin because of its pure quality. Earlier Garda # 1 (Jooshi) of Balkh province was most expensive and popular because of its high quality however it lost its demand due to its blending with lower quality hashish.

**Table 9: Prices of different types of cannabis resin in Afghanistan, (US\$/kg), Sep 2013 – Sep 2014**

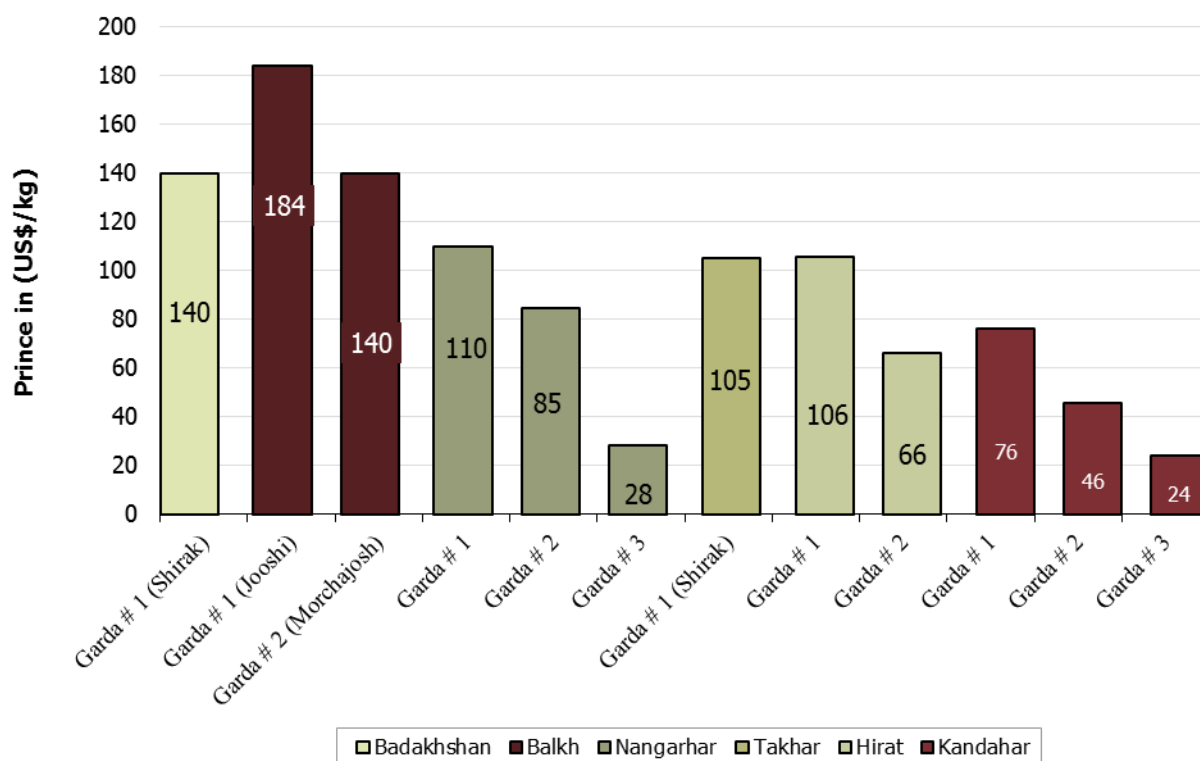
Province	Types of cannabis resin	Sep-13	Oct-13	Nov-13	Dec-13	Jan-14	Feb-14	Mar-14	Apr-14	May-14	Jun-14	Jul-14	Aug-14	Sep-14	Change (Sep-Aug) %
Badakhshan	Garda # 1 (Shirak)	130	236	233	238	192	105	105	131	104	88	89	110	140	+27%
Balkh	Garda # 1 (Jooshi)	173	149	138	127	114	131	114	102	96	102	101	149	184	+23%
	Garda # 2 (Morchajosh)	139	114	112	97	88	96	87	79	73	97	94	105	140	+33%
Hirat	Garda # 1	104	105	137	106	106	120	98	106	104	104	106	95	106	+11%
	Garda # 2	69	70	86	67	53	67	58	53	61	60	53	61	66	+9%
Kandahar	Garda # 1	58	58	57	58	55	60	65	80	81	83	79	80	76	-4%
	Garda # 2	42	41	41	42	39	39	46	47	47	49	47	48	46	-4%
	Garda # 3	21	21	21	21	19	20	25	27	28	30	27	27	24	-10%
Nangarhar	Garda # 1	150	121	106	151	157	110	132	162	116	119	109	143	110	-23%
	Garda # 2	68	54	60	89	96	82	88	74	65	67	58	94	85	-10%
	Garda # 3	27	27	27	34	41	34	44	44	36	33	22	29	28	-1%
Takhar	Garda # 1 (Shirak)	87	109	108	110	122	74	74	87	84	78	78	97	105	+9%

**Graph 5: Average<sup>6</sup> price of cannabis resin (Garda # 1, best quality) in US\$/kg, Oct 2007 – Sep 2014**



<sup>6</sup> Simple average of all observations

**Graph 6: Prices of different types of cannabis resin in Afghanistan, (US\$/kg), September 2014**



**Table 10: Prices of 1 kilogram of different types of cannabis resin in Afghanistan in local currency, August 2014 – September 2014**

			Prices of 1 kg of different types of cannabis resin in local currency		Change (Sep-Aug) %
Province	Types of cannabis resin	Local currency	Aug-14	Sep-14	
Badakhshan	Garda # 1 (Shirak)	Afghani	6,250	8,000	+28%
Balkh	Garda # 1 (Jooshi)	Afghani	8,500	10,500	+24%
	Garda # 2 (Morchajosh)	Afghani	6,000	8,000	+33%
Hirat	Garda # 1	Iranian Tuman	300,000	335,000	+12%
	Garda # 2	Iranian Tuman	191,000	210,000	+10%
Kandahar	Garda # 1	Pakistani Rupee	8,000	7,778	-3%
	Garda # 2	Pakistani Rupee	4,778	4,667	-2%
	Garda # 3	Pakistani Rupee	2,667	2,444	-8%
Nangarhar	Garda # 1	Pakistani Rupee	14,285	11,142	-22%
	Garda # 2	Pakistani Rupee	9,428	8,571	-9%
	Garda # 3	Pakistani Rupee	2,857	2,857	+0%
Takhar	Garda # 1 (Shirak)	Afghani	5,500	6,000	+9%



## LICIT CROPS:

Prices of wheat, cotton, saffron, rice (imported) and rice (local) collected in six provinces of Afghanistan are shown in below table.

**Table 11: Prices of wheat, cotton, saffron, imported and local rice in Afghanistan in local currency, September 2014**

Province	Types of crops	Price/Kg in Pakistani Rupee (PRs)	Price/Kg in Afghani (AFs)	Price/Kg in (US\$)
Badakhshan	Wheat	-	17	0.3
Badakhshan	Rice Imported	-	120	2.1
Badakhshan	Rice Local	-	57	1.0
Balkh	Wheat	-	20	0.4
Balkh	Cotton	-	45	0.8
Balkh	Rice Imported	-	85	1.5
Balkh	Rice Local	-	60	1.1
Hirat	Wheat	-	27	0.5
Hirat	Cotton	-	85	1.5
Hirat	Saffron	-	90,000	1,577
Hirat	Rice Imported	-	80	1.4
Hirat	Rice Local	-	70	1.2
Kandahar	Wheat	51	-	0.5
Kandahar	Cotton	195	-	1.9
Kandahar	Rice Imported	144	-	1.4
Nangarhar	Wheat	36	-	0.4
Nangarhar	Cotton	157	-	1.5
Nangarhar	Rice Imported	126	-	1.2
Nangarhar	Rice Local	49	-	0.5
Takhar	Wheat	-	20	0.4
Takhar	Rice Imported	-	85	1.5
Takhar	Rice Local	-	40	0.7

**Table 12: Prices of wheat, cotton, saffron, imported and local rice in Afghanistan, (US\$/kg), September 2013 – September 2014**

Types of crops	Sep-13	Oct-13	Nov-13	Dec-13	Jan-14	Feb-14	Mar-14	Apr-14	May-14	Jun-14	Jul-14	Aug-14	Sep-14	Increase/Decrease (%)
Wheat	0.34	0.35	0.39	0.41	0.41	0.38	0.40	0.41	0.39	0.38	0.38	0.39	0.39	+0%
Cotton	1.3	1.3	1.3	1.4	1.4	1.4	1.6	1.5	1.5	1.6	1.5	1.5	1.4	-7%
Saffron	1,470	1,488	1,388	1,419	1,405	1,307	1,397	1,404	1,564	1,589	1,600	1,581	1,577	+0%
Rice (Imported)	1.4	1.4	1.4	1.5	1.5	1.4	1.4	1.5	1.4	1.5	1.5	1.5	1.5	+2%
Rice (Local)	0.9	0.9	1.0	1.0	0.8	0.8	0.7	0.8	0.7	0.8	0.8	0.9	0.9	+3%

## CANNABIS AND POPPY SEEDS:

Prices of cannabis and poppy seeds collected from eighteen provinces of Afghanistan are tabulated below.

**Table 13: Prices of cannabis and poppy seeds in local currency, August 2014 – September 2014**

Province	Types of seed	Local currency	Prices of 1 kg of cannabis seed and poppy seed in local currency		Change (Sep-Aug) (%)
			Aug-14	Sep-14	
Badakhshan	Poppy seed	Afghani	40	57	+43%
	Cannabis seed	Afghani	30	40	+33%
Baghlan	Poppy seed	Afghani	35	40	+14%
	Cannabis seed	Afghani	20	20	+0%
Balkh	Poppy seed	Afghani	40	50	+25%
	Cannabis seed	Afghani	20	18	-10%
Farah	Poppy seed	Afghani	40	35	-13%
	Cannabis seed	Afghani	43	33	-24%
Faryab	Poppy seed	Afghani	70	80	+14%
	Cannabis seed	Afghani	25	25	+0%
Hilmand	Poppy seed	Afghani	37	36	-3%
	Cannabis seed	Afghani	24	22	-9%
Hirat	Poppy seed	Afghani	35	30	-14%
	Cannabis seed	Afghani	38	33	-13%
Kabul	Poppy seed	Afghani	18	17	-6%
Kandahar	Poppy seed	Afghani	38	38	+0%
	Cannabis seed	Afghani	24	22	-9%
Kapisa	Poppy seed	Afghani	10	10	+0%
Kunar	Poppy seed	Pakistani Ruppee	29	33	+14%
Laghman	Poppy seed	Pakistani Ruppee	29	29	+0%
Logar	Cannabis seed	Afghani	33	29	-12%
Nangarhar	Poppy seed	Pakistani Ruppee	26	26	+0%
	Cannabis seed	Pakistani Ruppee	14	14	+0%
Paktya	Cannabis seed	Afghani	20	20	+0%
Takhar	Poppy seed	Afghani	45	33	-27%
	Cannabis seed	Afghani	35	20	-43%
Uruzgan	Poppy seed	Afghani	39	38	-3%
	Cannabis seed	Afghani	20	20	+0%
Zabul	Poppy seed	Afghani	39	38	-3%
	Cannabis seed	Afghani	26	24	-4%

**Table 13: Prices of cannabis and poppy seeds in Afghanistan, (US\$/kg), Sep 2013 – Sep 2014**

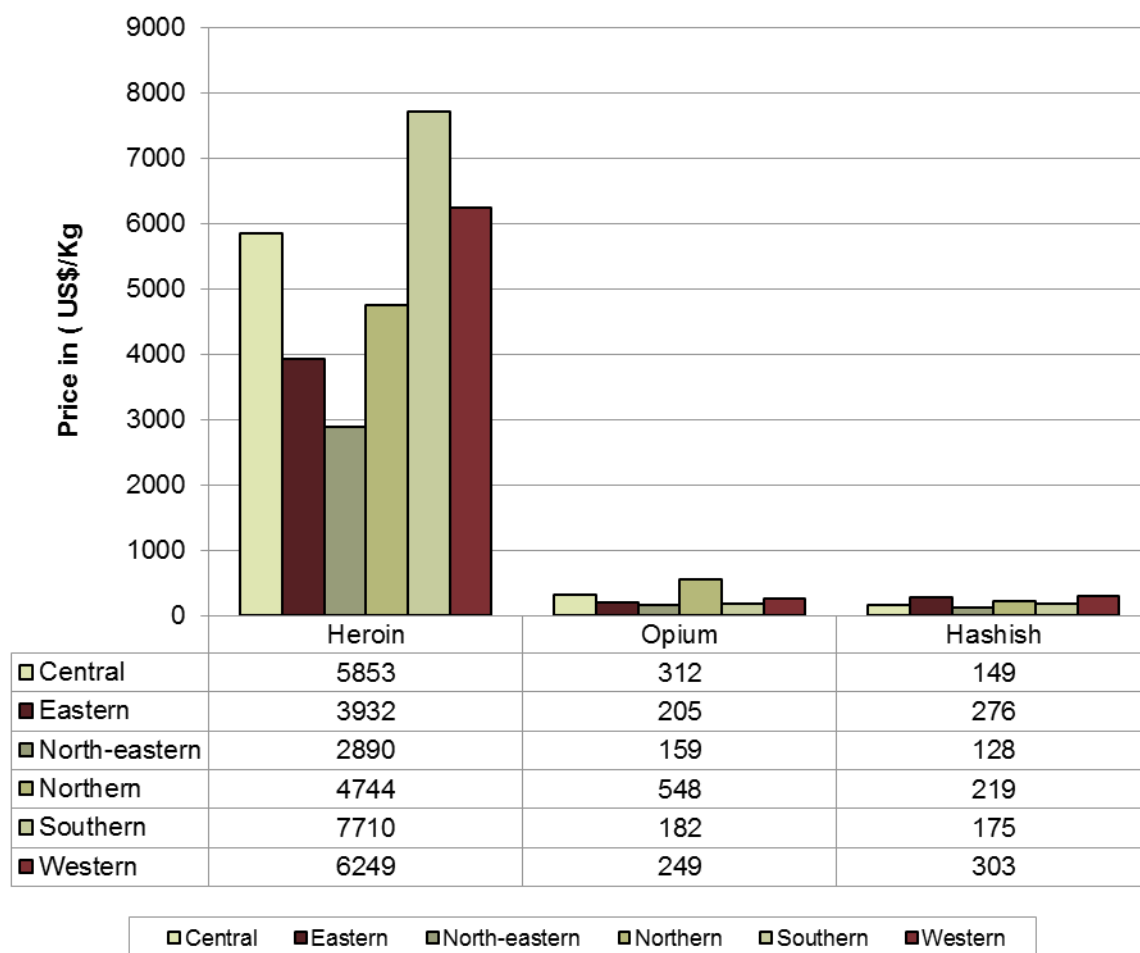
Types of seeds	Sep-13	Oct-13	Nov-13	Dec-13	Jan-14	Feb-14	Mar-14	Apr-14	May-14	Jun-14	Jul-14	Aug-14	Sep-14	Increase/Decrease (%)
Cannabis seed	0.38	0.40	0.41	0.44	0.34	0.37	0.37	0.39	0.40	0.43	0.44	0.46	0.42	-8%
Poppy seed	0.55	0.58	0.61	0.69	0.54	0.60	0.59	0.58	0.57	0.58	0.59	0.58	0.60	+3%



## PRICES OF HEROIN, OPIUM AND HASHISH AT CONSUMER LEVEL:

The consumer prices of heroin, opium and hashish collected from different regions of Afghanistan are as below. The quality of product varies widely in different regions.

**Graph 7: Regional average<sup>7</sup> prices of heroin, opium and hashish at consumer level in (US\$/Kg), September 2014**



**Table 15: Average<sup>8</sup> prices of Heroin, Opium and Hashish at consumer level in Afghanistan, (US\$/kg), September 2013 – September 2014**

Types of drug	Average prices in (US\$/kg)													Change (Sep-Aug) (%)
	Sep-13	Oct-13	Nov-13	Dec-13	Jan-14	Feb-14	Mar-14	Apr-14	May-14	Jun-14	Jul-14	Aug-14	Sep-14	
Heroin	4,664	5,218	5,318	5,261	4,718	5,389	5,538	5,277	5,246	5,236	5,120	4,940	5,029	+2%
Opium	309	319	327	330	323	427	336	329	292	283	286	292	292	+0%
Hashish	198	203	206	220	197	204	214	206	202	207	199	215	213	-1%

<sup>7</sup> Simple average of all observations

## PRICES OF DRUGS IN PAKISTAN:

The prices of different types of opium, heroin and hashish reported from Peshawar and Quetta in Pakistan are as below:

### A. PESHAWAR

#### OPIUM:

There are three types of dry opium namely Opium - Afghanistan (opium of Afghanistan), Opium - Terra and Opium - Tapa (adulterated) available in Peshawar, Pakistan. Opium-Terra is the most expensive opium reported in Peshawar.

**Table 14: Prices of different types of opium in Peshawar, Pakistan in (US\$/Kg):**

Types of opium	Sep-13	Oct-13	Nov-13	Dec-13	Jan-14	Feb-14	Mar-14	Apr-14	May-14	Jun-14	Jul-14	Aug-14	Sep-14	Change (Sep-Aug) %
Opium - Terra	332	323	307	304	267	264	289	290	286	248	241	235	235	+0%
Opium - Afghanistan	275	266	261	266	220	216	233	232	227	227	222	214	216	+1%
Opium - Tapa (adulterated)	209	204	195	195	177	173	191	185	185	186	182	175	167	-5%

#### HEROIN:

There are three types of heroin namely White (Injection), Yellow (Batan) and Saada (Ordinary) available in Peshawar, Pakistan. White (injection) type is the most expensive heroin reported in Peshawar.

**Table 15: Prices of different types of heroin in Peshawar, Pakistan in (US\$/Kg):**

Types of heroin	Sep-13	Oct-13	Nov-13	Dec-13	Jan-14	Feb-14	Mar-14	Apr-14	May-14	Jun-14	Jul-14	Aug-14	Sep-14	Change (Sep-Aug) %
Heroin - White (Injection)	3,989	4,040	3,908	3,943	2,864	2,925	3,204	3,290	3,369	3,461	3,377	3,380	3,531	+4%
Heroin - Yellow (Batan)	3,799	3,849	3,722	3,800	2,673	2,733	2,997	3,085	3,165	3,254	3,195	3,182	3,335	+5%
Heroin - Saada (Ordinary)	2,089	2,120	2,047	2,071	1,623	1,650	1,798	1,799	1,837	1,911	1,846	1,839	1,913	+4%

#### HASHISH:

There are three types of hashish namely Hashish - Garda # 1, # 2 and # 3 available in Peshawar, Pakistan. Hashish-Garda#1 is the most expensive hashish reported in Peshawar.

**Table 16: Prices of different types of Hashish in Peshawar, Pakistan in (US\$/Kg):**

Types of hashish	Sep-13	Oct-13	Nov-13	Dec-13	Jan-14	Feb-14	Mar-14	Apr-14	May-14	Jun-14	Jul-14	Aug-14	Sep-14	Change (Sep-Aug) %
Hashish - Garda # 1	617	646	614	618	535	547	594	596	612	620	619	636	638	+0.2%
Hashish - Garda # 2	465	475	456	456	449	446	486	483	490	506	502	497	510	+3%
Hashish - Garda # 3	408	418	400	399	372	379	408	401	393	403	401	388	392	+1%

**Table 17: Prices of different types of drugs in Peshawar, Pakistan in local currency, (Pak Rupee/kg):**

		Price in (Pakistani Rupee)/kg	
Types of drugs	Aug-14	Sep-14	Change (Sep-Aug) %
Opium -Afghanistan	21,500	22,000	+2%
Opium -Tapa (Adulterated)	17,600	17,000	-+3%
Opium -Terra	23,600	24,000	+2%
Heroin -White (Injection)	340,000	360,000	+6%
Heroin -Yellow (Batan)	320,000	340,000	+6%
Heroin -Saada (Ordinary)	185,000	195,000	+5%
Hashish -Garda # 1	64,000	65,000	+2%
Hashish -Garda # 2	50,000	52,000	+4%
Hashish -Garda # 3	39,000	40,000	+3%

## B. QUETTA

### OPIUM:

**Table 18: Prices of different quality of opium in Quetta, Pakistan in (US\$/Kg):**

Quality of opium	Sep-13	Oct-13	Nov-13	Dec-13	Jan-14	Feb-14	Mar-14	Apr-14	May-14	Jun-14	Jul-14	Aug-14	Sep-14	Change (Sep-Aug) %
High quality	437	428	415	431	334	336	360	388	367	364	355	358	343	-4%
Medium quality	380	380	369	383	267	254	267	276	265	260	254	259	255	-1%
Low quality	342	333	323	336	210	211	226	235	224	229	203	199	206	+3%

### HEROIN:

**Table 19: Prices of different quality of heroin in Quetta, Pakistan in (US\$/Kg):**

Quality of heroin	Sep-13	Oct-13	Nov-13	Dec-13	Jan-14	Feb-14	Mar-14	Apr-14	May-14	Jun-14	Jul-14	Aug-14	Sep-14	Change (Sep-Aug) %
High quality (Crystal)	5,318	5,133	4,847	4,985	3,628	3,453	3,599	3,673	3,571	3,641	3,398	3,484	3,482	+0.0%
Medium quality	3,039	2,946	2,862	2,972	2,864	2,877	3,085	3,061	3,061	2,913	2,789	2,737	2,698	-1%
Low quality	1,899	1,853	1,754	1,821	1,671	1,678	1,799	1,837	1,786	1,664	1,521	1,593	1,570	-1%

### HASHISH:

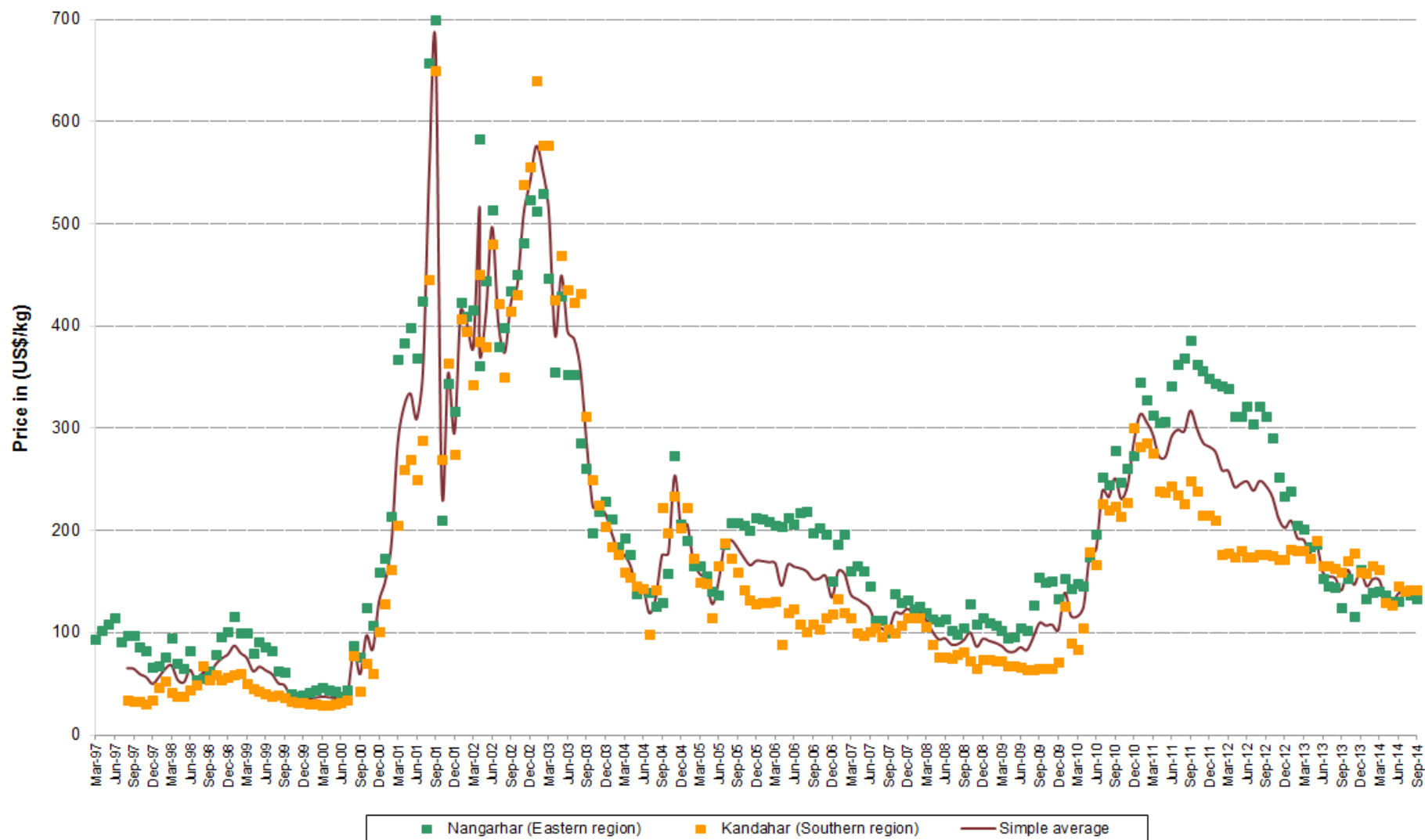
**Table 20: Prices of different quality of Hashish in Quetta, Pakistan in (US\$/Kg):**

Quality of hashish	Sep-13	Oct-13	Nov-13	Dec-13	Jan-14	Feb-14	Mar-14	Apr-14	May-14	Jun-14	Jul-14	Aug-14	Sep-14	Change (Sep-Aug) %
High quality	418	418	406	431	535	537	566	612	612	624	588	597	589	-1%
Medium quality	380	361	342	355	458	432	463	490	510	520	507	498	490	-1%

**Table 21: Prices of different types of drugs in Quetta, Pakistan in local currency, (Pak Rupee/kg):**

Types of drugs	Price in (Pakistani Rupee)/kg		
	Aug-14	Sep-14	Change (Sep-Aug) %
Opium -High quality	36,000	35,000	-3%
Opium -Medium quality	26,000	26,000	+0%
Opium -Low quality	20,000	21,000	+5%
Heroin -High quality (Crystal)	350,000	355,000	+1%
Heroin -Medium quality	275,000	275,000	+0%
Heroin -Low quality	160,000	160,000	+0%
Hashish -High quality	60,000	60,000	+0%
Hashish -Medium quality	50,000	50,000	+0%

Graph 8: Average price of dry opium collected from traders in Nangarhar and Kandahar provinces (US\$/Kg), Mar 1997 – Sep 2014



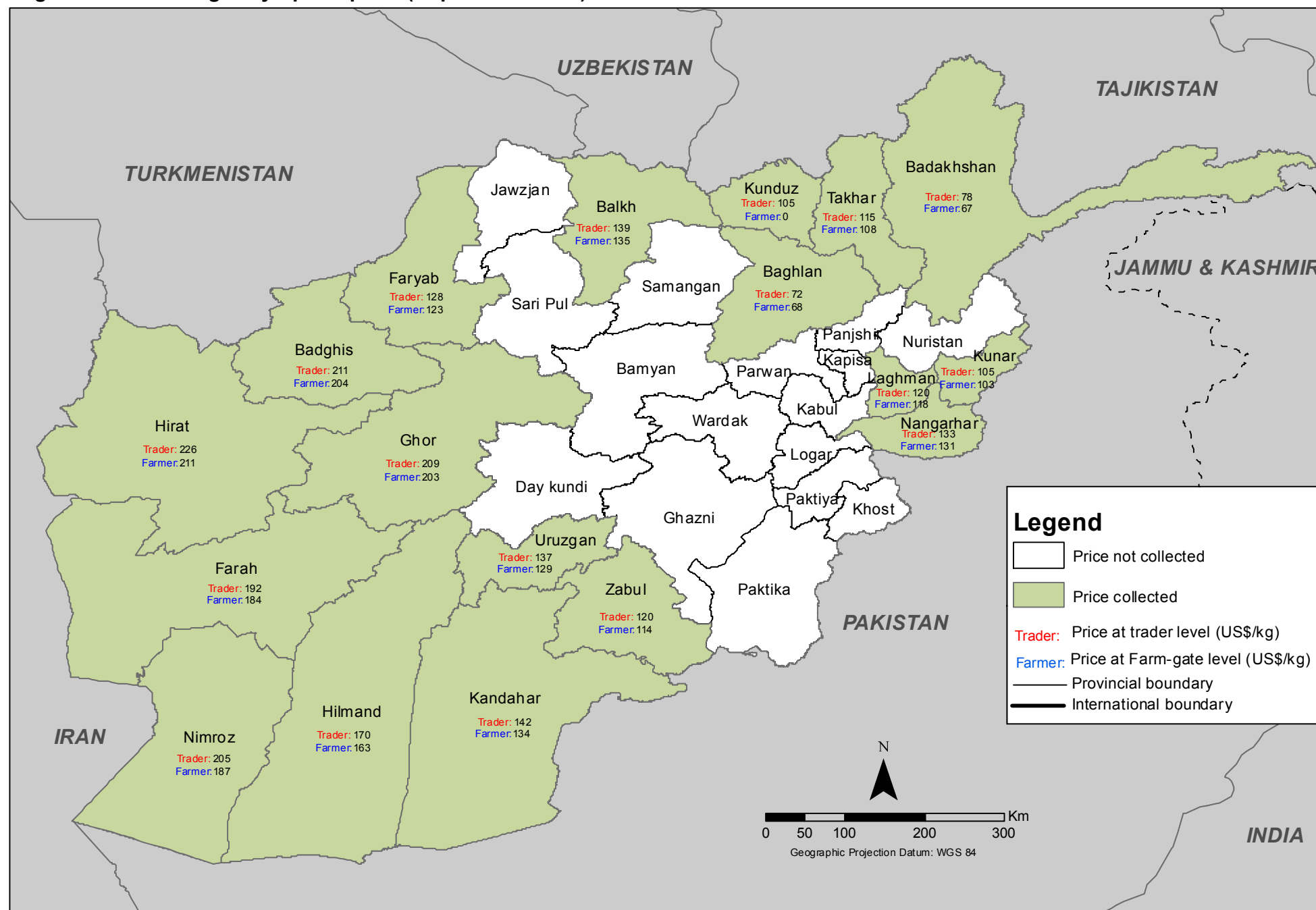
## **Methodology**

- Prices are collected in the last week of every month from around twenty farmers and equal numbers of trader prices are collected by MCN Survey coordinators generally from different farmers and traders each month; however the price data collection is sourced from a few known farmers and traders as well.
- Opium prices are collected from 18 of 34 provinces namely Badakhshan, Baghlan, Badghis, Balkh, Farah, Faryab, Ghor, Hilmand, Hirat, Kandahar, Kunar, Kunduz, Laghman, Nangarhar, Nimroz, Uruzgan, Takhar and Zabul. The prices of dry and fresh opium are collected from farmers (at farm-gate level) and traders (at trader level).
- Different varieties of heroin, morphine and cannabis resin prices are collected from six provinces of Afghanistan namely Badakhshan, Balkh, Hirat, Nangarhar, Kandahar and Takhar.
- Prices of some licit crops such as wheat, saffron, imported and local rice is also collected from six provinces of Afghanistan and included in this report.
- Prices of poppy seeds, cannabis seeds and acetic anhydride are included in the report as well.
- Different varieties of opium, heroin and hashish prices are also collected from Peshawar as well as Quetta province of Pakistan. Prices are collected and reported by UNODC office in Peshawar and Quetta in Pakistan.
- The prices are also presented in local currency for convenience of certain analysis; however the national average prices are presented in USD. At the regional level, average prices are reflected in local currency with exception of the Western region since prices are reported in two different currencies.
- Prices are reported in different currencies in different regions. The prices in Eastern region (Kunar, Laghman and Nangarhar) and Southern region (Kandahar, Hilmand, Uruzgan and Zabul) are reported in Pakistani rupees. In Northern (Balkh, Baghlan, Farayb) and North-eastern (Badakhshan, Kunduz, Takhar) regions, the prices are reported in Afghani. However, prices are reported in two different currencies namely Afghani and Iranian Tuman in Western region. The prices are converted in US\$ using the exchange rate from oanda.com site considering the rates on the same date the observation is made.

### **Number of observations of dry and fresh opium prices**

	Number of observations (n)		Number of provinces price collected
	Farm-gate price	Trader price	
<b>Dry Opium</b>	181	182	18
<b>Fresh Opium</b>	182	183	15

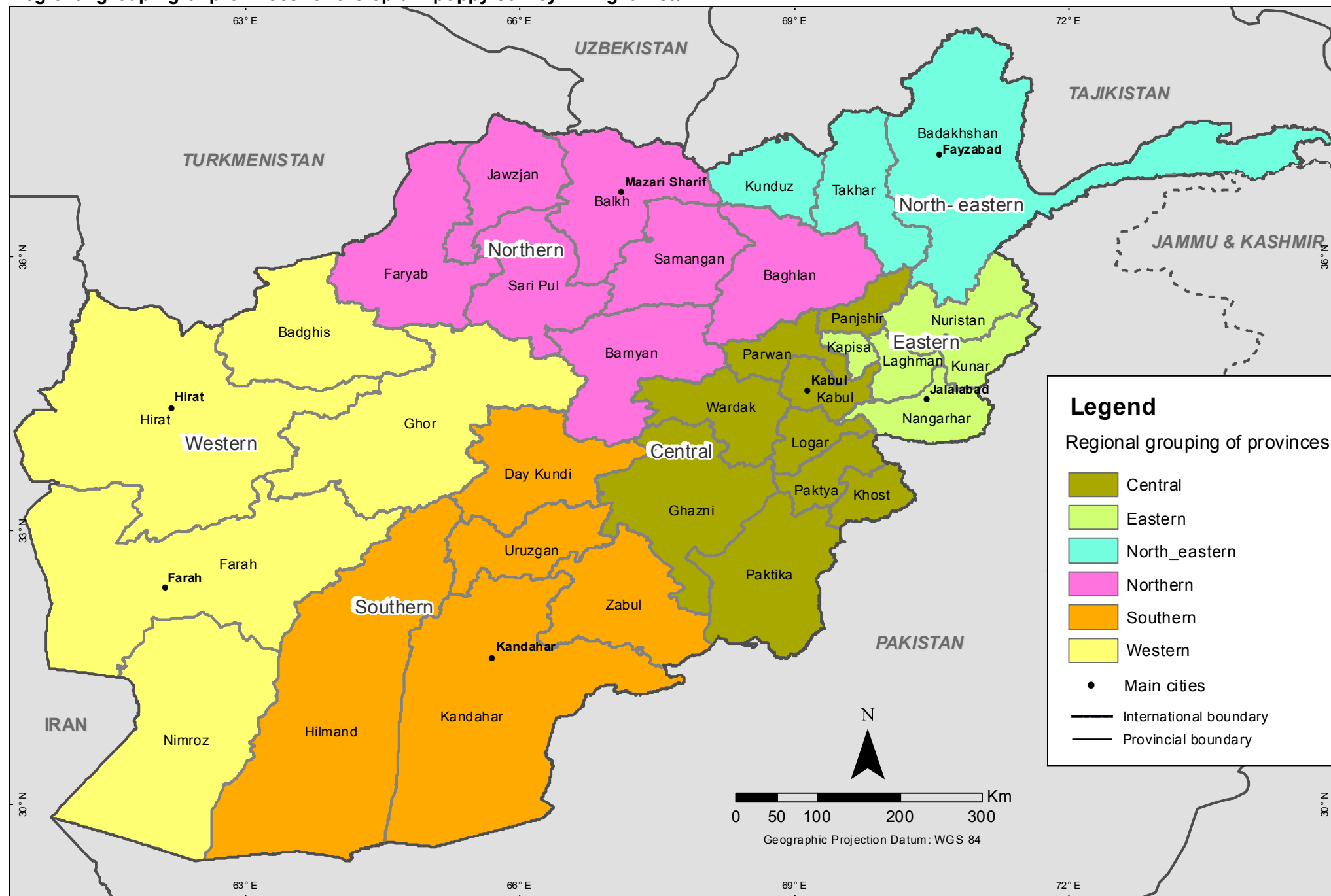
## Afghanistan: Average dry opium price (September 2014)



Source: Government of Afghanistan - National monitoring system implemented by MCN / UNODC

Note: The boundaries and names shown and the designations used on this map do not imply official endorsement or acceptance by the United Nations.

# Regional grouping of provinces for the opium poppy survey in Afghanistan



Source: Government of Afghanistan. National monitoring system implemented by UNODC

Note: The boundaries and names shown and the designations on this map do not imply official endorsement or acceptance by the United Nations.