



Islamic Republic of Afghanistan
Ministry of Counter Narcotics



UNODC
United Nations Office on
Drugs and Crime

September 2015 مطابق میزان 1394 هجری

Afghanistan Drug Price Monitoring Monthly Report



Ministry of Counter Narcotics, Islamic Republic of Afghanistan, Kabul
And
United Nations Office on Drugs and Crime, Kabul

Abbreviations

MCN: Ministry of Counter Narcotics

UNODC: United Nations Office on Drugs and Crime

ACKNOWLEDGEMENTS

The following organizations and individuals contributed to the drug price data collection and analysis and preparation of this report:

Ministry of Counter-Narcotics:

Prof. Salamat Azimi (Minister), Haroon Rashid Sherzad (Deputy Minister), Sayed Najibullah Ahmadi (Acting Director of Narcotics Survey Directorate), Humayon Faiazad (Provincial Affairs Director), Saraj Ahmad (Deputy Director of Narcotics Survey Directorate), Nasir Ahmad Karimi (Deputy Director of Narcotics Survey Directorate) Mohammad Ajmal Sultani (Statistical Data Analyst), Mohammad Hakim Hayat (GIS & Remote sensing analyst), Shabir Ahmad Taieb (GIS & Remote Sensing Analyst), Sayed Shahenshah Sadat (Quality Control and Digit Specialist), Ahmad Mustafa Safi (Database Analysis & Statistics Member), Najeem Alcozai (Database Analysis & Statistics Member), Karimdad Qadari (Database Analysis & Statistics Member) and Hamida Hussaini (Administrative Officer)

Survey Coordinators: Eshaq Masumi (Central Region), Mohammed Ishaq Anderabi (North-Eastern Region), Abdul Latif Ehsan (Western Region), Fida Mohammad (Northern Region), Khalil Ahmad (Southern Region) and Abdullah Dawodkhel (Eastern Region).

United Nations Office on Drugs and Crime

Devashish Dhar (International Project Coordinator), Abdul Manan Ahmadzai (Senior Survey Officer), Noor Mohammad Sadiq (Database Developer), Ahmad Jawid Ghiasee and Sayed Mehdi Sadat (Remote sensing analysts), Asia Noory (Project Associate), Ziaulhaq Sidiqi (GIS Associate), Qahir Khan National Research Officer, Balochistan (Pakistan) and Shaukat Ullah Khan National Research Officer Peshawar (Pakistan)

Survey Coordinators: Abdul Basir Basiret (Eastern Region), Sayed Ghawash Nayer (Western Region), Rahimullah Omar (Central Region)

Drug price report in Afghanistan was made possible by financial contribution from the Governments of United States of America and United Kingdom.

Drug price by year (September 2014 - September 2015)

- **Average¹ price of dry Opium in Afghanistan, (US\$/kg)**

Dry Opium	Sep-14	Sep-15	Increase/ Decrease (%)
<i>Farm-gate price (US\$/Kg)</i>	139	155	+12%
<i>Trader price (US\$/Kg)</i>	146	164	+12%

- **Average¹ price of fresh Opium in Afghanistan, (US\$/kg)**

Fresh Opium	Sep-14	Sep-15	Increase/ Decrease (%)
<i>Farm-gate price (US\$/Kg)</i>	124	129	+4%
<i>Trader price (US\$/Kg)</i>	128	136	+6%

- **Average¹ price of Heroin in Afghanistan, (US\$/kg)**

Heroin	Sep-14	Sep-15	Increase/ Decrease (%)
<i>High Quality</i>	2,757	3,293	+19%
<i>Medium Quality</i>	1,992	2,306	+16%

- **Average¹ price of Cannabis Resin in Afghanistan, (US\$/kg)**

Types of cannabis resin	Sep-14	Sep-15	Increase/ Decrease (%)
<i>Cannabis resin (Garda # 1) price (US\$/kg)</i>	120	121	+1%
<i>Cannabis resin (Garda # 2) price (US\$/kg)</i>	84	79	-6%
<i>Cannabis resin (Garda # 3) price (US\$/kg)</i>	26	69	+165%

- **Heroin and Hashish (best quality) prices in Peshawar, Pakistan (US\$/kg)**

Best quality of Heroin/Hashish	Sep-14	Sep-15	Increase/Decrease (%)
<i>Heroin - White (Injection) price (US\$/kg)</i>	3,531	3,099	-12%
<i>Hashish - (Garda # 1) price (US\$/kg)</i>	638	538	-16%

¹ Simple average of all observations

- **Heroin and Hashish (best quality) prices in Quetta, Pakistan (US\$/kg)**

Best quality of Heroin/Hashish	Sep-14	Sep-15	Increase/Decrease (%)
Heroin - High quality (Crystal) price (US\$/kg)	3,482	4,890	+40%
Hashish - High quality price (US\$/kg)	589	719	+22%

- **Average² price of Heroin, Opium and Hashish at consumer level in Afghanistan, (US\$/kg)**

Types of drugs	Sep-14	Sep-15	Increase/Decrease (%)
Heroin	5,029	4,291	-15%
Opium	292	245	-16%
Hashish	213	189	-12%

- **Average² price of Wheat, Cotton, Saffron, Imported and Local Rice in Afghanistan, (US\$/kg)**

Types of crops	Sep-14	Sep-15	Increase/Decrease (%)
Wheat	0.39	0.42	+9%
Cotton	1.4	1.62	+13%
Saffron	1,577	1,412	-10%
Rice (imported)*	1.5	1.28	-16%
Rice (local)*	0.9	0.72	-19%

- **Average² price of poppy and cannabis seeds in Afghanistan, (US\$/kg)**

Types of seeds	Sep-14	Sep-15	Increase/Decrease (%)
Cannabis seed	0.42	0.397	-5%
Poppy seed	0.60	0.51	-14%

- **Average² price of acetic anhydride in Afghanistan, (US\$/Lit)**

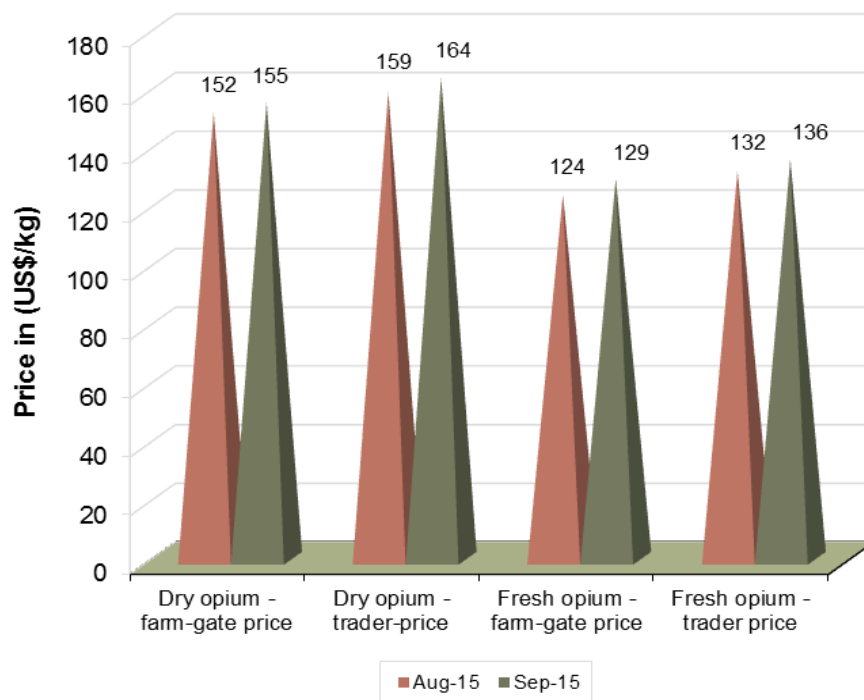
Variety of Acetic Anhydride	Sep-14	Sep-15	Increase/Decrease (%)
Acetic Anhydride - A*	293	208	-29%
Acetic Anhydride - B*	138	184	+34%
Acetic Anhydride - C*	128	155	+21%
Acetic Anhydride - D*	160	141	-12%
Acetic Anhydride - E*	148	150	+2%
Acetic Anhydride - F*	233	145	-38%

* A, B, C, D, E, F represent different variety of acetic anhydride in Afghanistan.

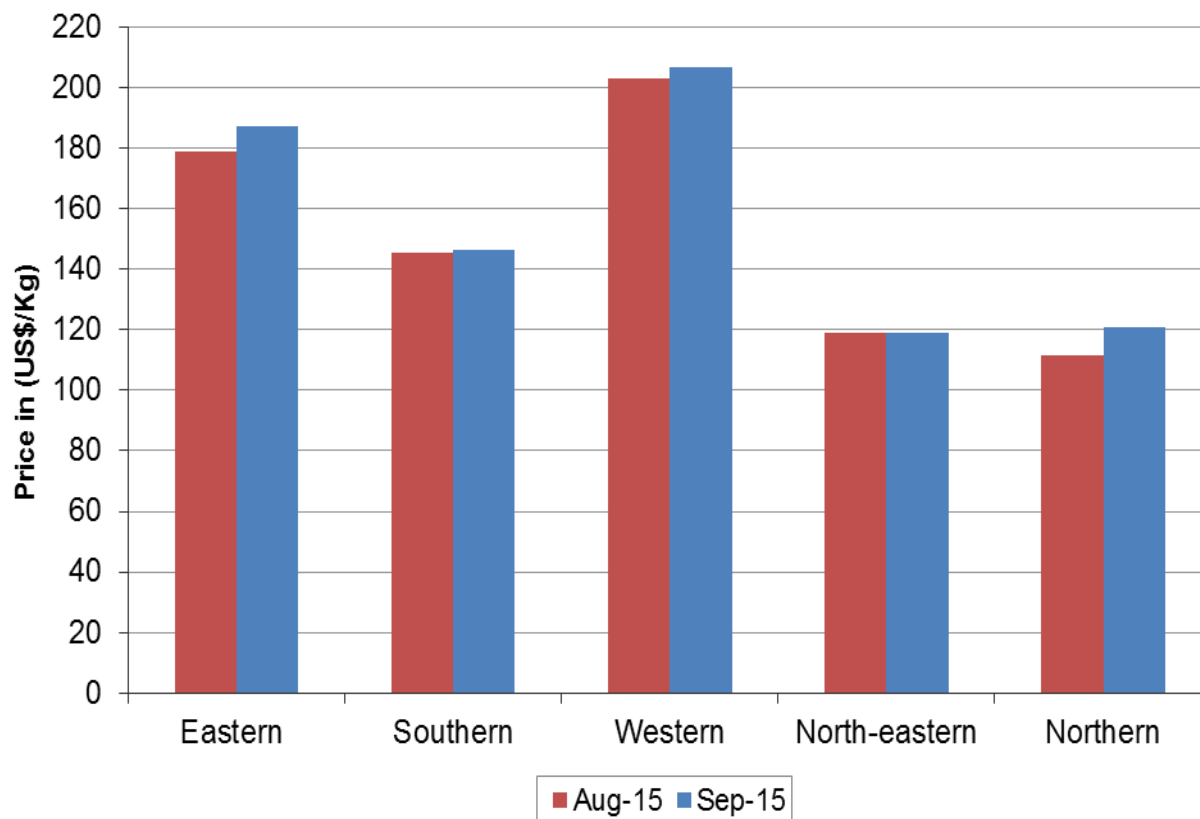
² Simple average of all observations

Drug price by Month (August 2015 – September 2015)

Price change of Dry Opium and Fresh Opium (Aug 2015 – Sep 2015)



Regional average price of dry opium from traders (Aug 2015 – Sep 2015)

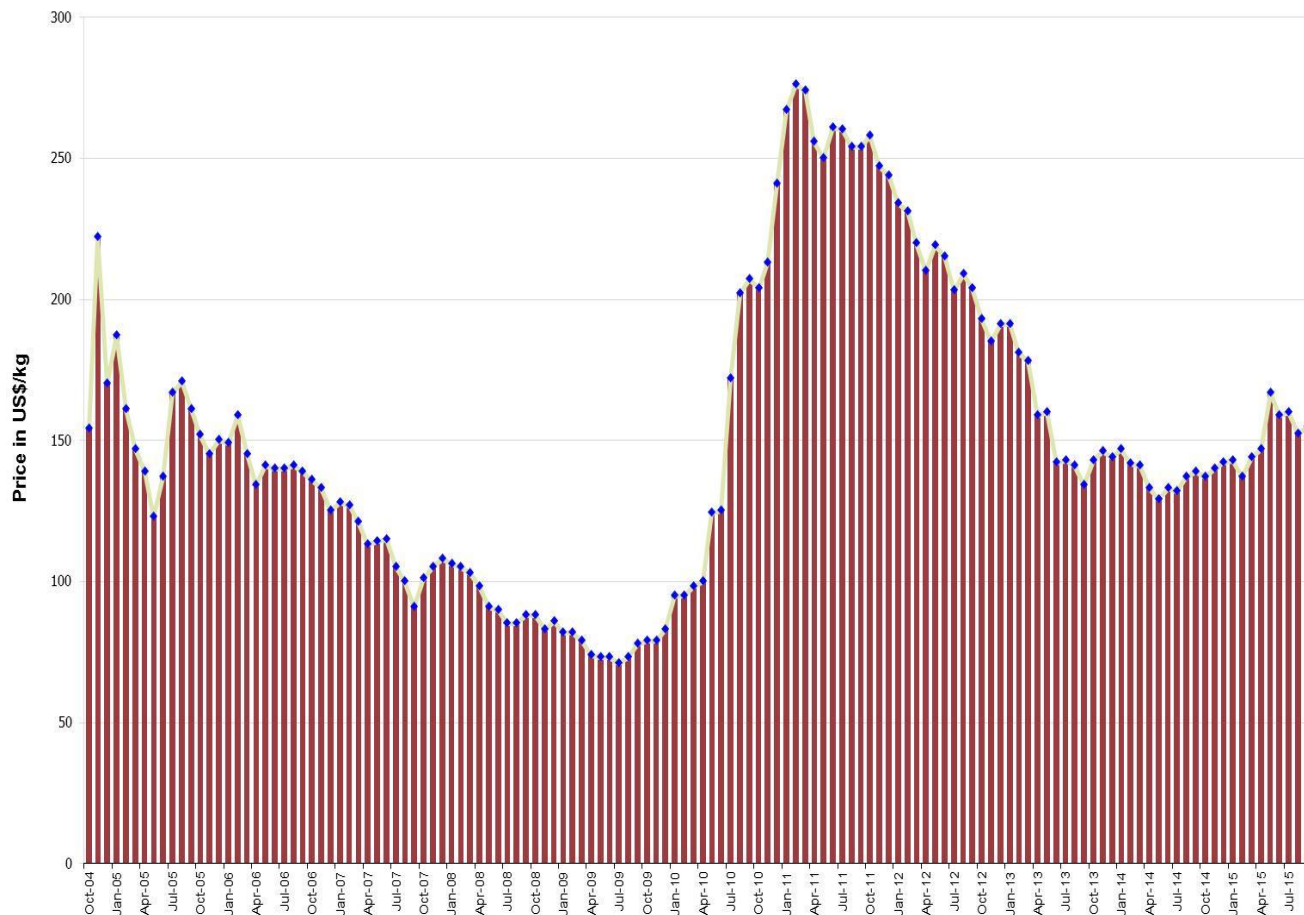


DRY OPIUM

FARM-GATE PRICE:

The national average price for one kilogram of dry opium in Afghanistan at the farm-gate level was **US\$ 155/kg** at the end of September 2015 which is 2% higher compared to price reported in August 2015 (**US\$ 152/kg**). The average dry opium price at the farm-gate level in September 2015 is **12%** higher than the price reported in September 2014 which was **US\$ 139/kg**. The dry opium price had a decreasing trend from February 2011 to May-2014. Since last year a gradual increase has been observed in opium price.

Graph 1: National ²Average price of dry opium at farm-gate level from Sep 2004 to Sep 2015



Dry Opium (Chaynaki Quality):

FARM-GATE PRICE:

Price of opium (dry) was not found to be varying with quality in different regions. In Balkh and Hilmand provinces another quality of dry opium by the name of **Chaynaki** is available at Farm-gate and trader level. The **Chaynaki** quality of dry opium more air dried than other varieties. The average price of 1 kilogram of **Chaynaki** dry opium at Farm-gate level in Balkh province is **US\$ 136/kg** in September 2015 showing a decrease of 4% compared to the price reported in August 2015 (**US\$ 142**). The average price of 1 kilogram of **Chaynaki** dry opium at farm-gate level in Hilmand province is **US\$ 355/kg** in September 2015 with a decreased by **0.2%** compared to the price reported in August 2015 (**US\$ 356**).

Table 1: Average² price of dry opium (Chaynaki quality) at farm-gate level (US\$/Kg)

Dry Opium (Chaynaki quality)	Balkh		Change (Sep-Aug) %	Hilmand		Change (Sep-Aug) %
	Aug-15	Sep-15		Aug-15	Sep-15	
Farm-gate price (US\$/Kg)	142	136	-4%	356	355	-0.2%

² Simple average of all observations

DRY OPIUM:

TRADER PRICE

The national average dry opium price collected from traders was **US\$ 164/kg** at the end of September 2015 showing **3%** increase compared to the price reported last month (August 2015) (**US\$ 159/kg**). The average dry opium price at trader level in September 2015 is **12%** higher than the price reported last year (September 2014) which was **US\$ 146/kg**

Dry opium price collected from traders has increased by 8%, 5%, 2% and 1% in Northern, Eastern, Western and Southern regions respectively. Price decreased by 0.2% in North-eastern region respectively.

Table 2: Regional average³ price of dry opium collected from traders (US\$/Kg)

Region	Price of Dry Opium (US\$/Kg)		Price change (%)
	Aug-15	Sep-15	
Eastern region (Kunar, Laghman, Nangarhar)	179	187	+5%
Southern region (Hilmand, Kandahar, Uruzgan, Zabul)	145	147	+1%
Western region (Badghis, Farah, Ghor, Hirat, Nimroz)	203	206	+2%
North-eastern region (Badakhshan, Kunduz, Takhar)	119.0	118.8	-0.2%
Northern region (Baghlan, Balkh, Faryab)	112	121	+8%
Average	159	164	+3%

Dry Opium (Chaynaki Quality):

TRADER PRICE:

In Balkh province, the average price of 1 kilogram of **Chaynaki** dry opium at trader level is **US\$ 144/kg** in September 2015 showing in decrease of **3%** compared to the price reported in August 2015 (**US\$ 149/kg**). In Hilmand province, the average price of 1 kilogram of **Chaynaki** dry opium at trader level is **US\$ 371/kg** in September 2015 decreased by **1%** compared to the price reported in August 2015 (**US\$ 375**)

Table 3: Average³ price of dry opium (Chaynaki quality) at trader level (US\$/Kg)

Dry Opium (Chaynaki quality)	Balkh		Change (Sep-Aug) %	Hilmand		Change (Sep-Aug) %
	Aug-15	Sep-15		Aug-15	Sep-15	
Trader price (US\$/Kg)	149	144	-3%	375	371	-1%

³ Simple average of all observations

Graph 2: Regional average⁴ price of dry opium from traders (January 2005 to September 2015)

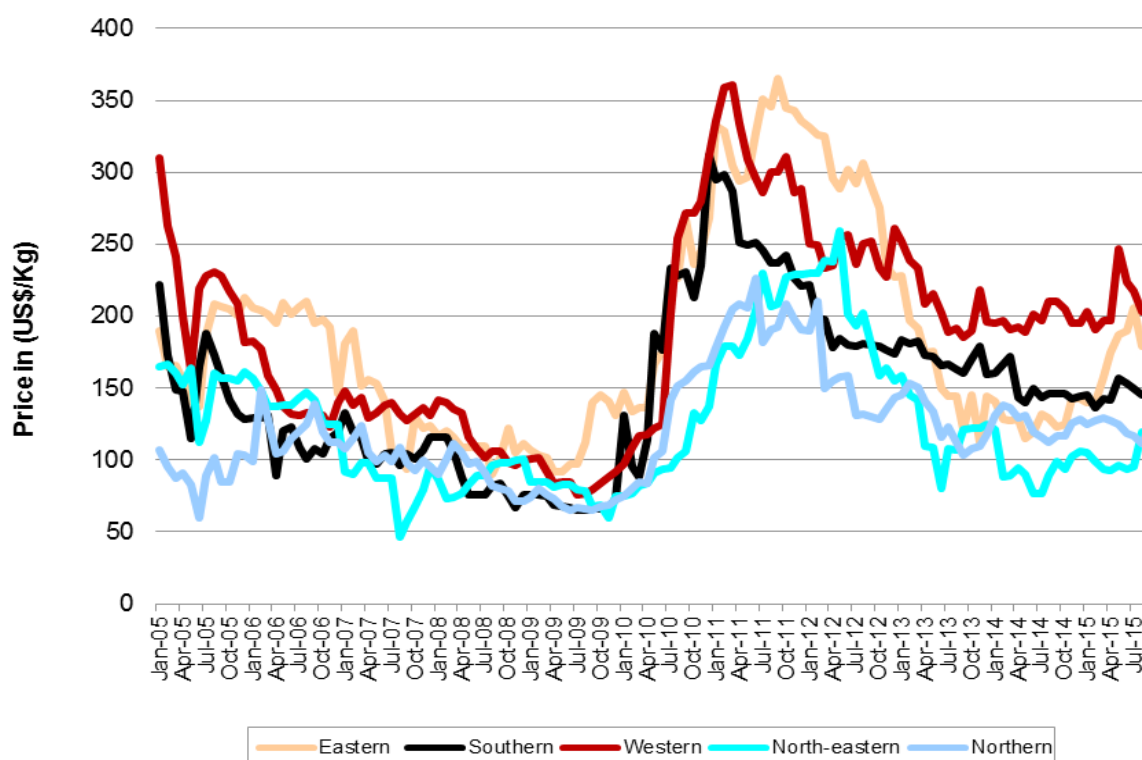


Table 4: Regional average⁴ price of dry opium at farm-gate and trader level in local currency

		Price of 1 kg of Dry Opium in local currency					
		Aug-15		Sep-15			
Region	Local currency	Farm-gate	Trader	Farm-gate	Trader	Change at farm-gate level (Sep-Aug) (%)	Change at trader level (Sep-Aug) (%)
Eastern region (Kunar, Laghman, Nangarhar)	Pakistani Rupee	17,929	18,285	19,009	19,395	+6%	+6%
Southern region (Hilmand, Kandahar, Uruzgan, Zabul)	Pakistani Rupee	14,213	14,793	14,645	15,210	+3%	+3%
Western region (Badghis, Ghor) *	Afghani	11,136	11,753	10,905	11,716	-2%	-0.3%
Western region (Farah, Hirat, Nimroz) *	Imanian Tuman	682,537	722,333	738,889	786,667	8%	9%
North-eastern region (Badakhshan, Kunduz, Takhar)	Afghani	6,823	7,259	6,356	6,839	-7%	-6%
Northern region (Baghlan, Balkh, Faryab)	Afghani	6,986	7,205	7,310	7,685	+5%	+7%

* Western region is divided in two groups because of prices available in two currencies.

⁴ Simple average of all observations

FRESH OPIUM

At the end of September 2015, the national average price of fresh opium increased by **5%** from **US\$ 124/kg** in August 2015 to **US\$ 129/kg in September 2015** at the farm-gate level. Similarly, the national average price of fresh opium at trader level increased by **3%** from **US\$ 132/kg** in August 2015 to **US\$ 136/kg** this month (September 2015).

Graph 3: National average⁵ price of fresh opium at farm-gate and trader level, US\$/kg (August 2009 to September 2015)

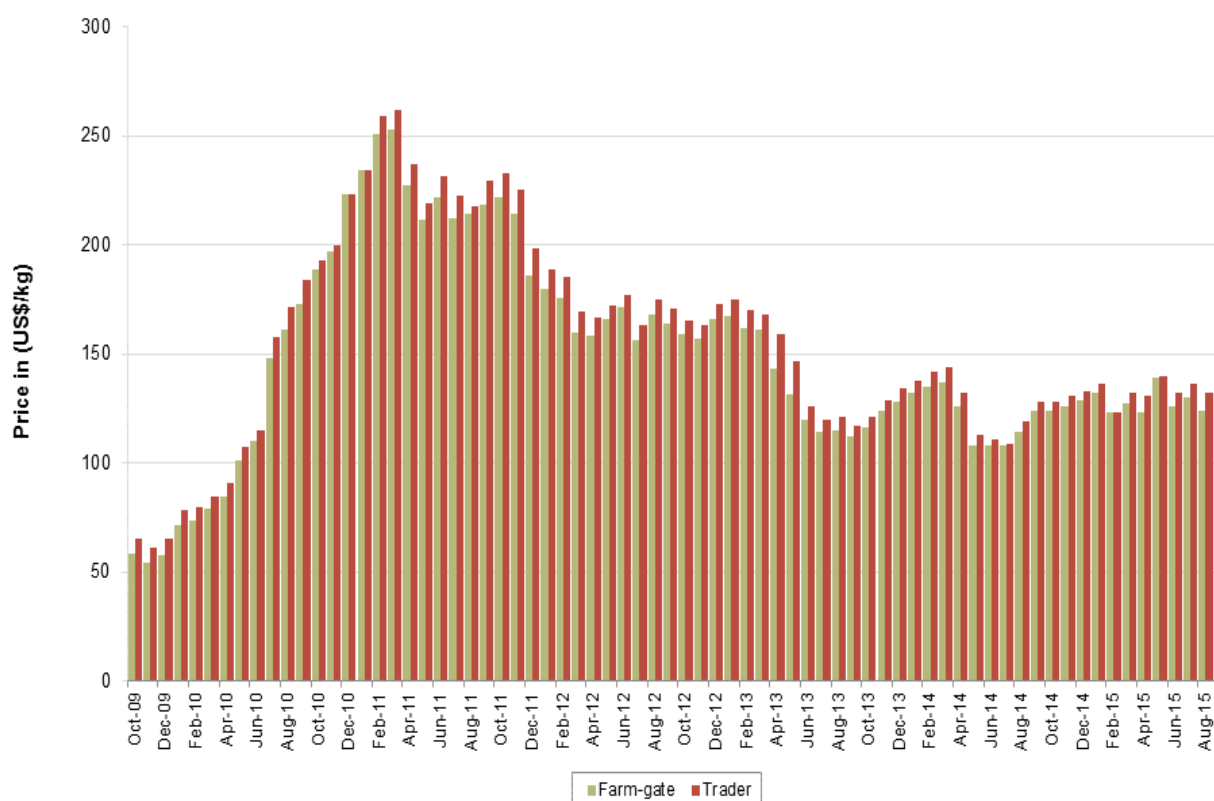


Table 5: Regional average⁵ price of fresh opium at farm-gate and trader level in local currency

		Price of 1 kg of Fresh Opium in local currency					
		Aug-15		Sep-15			
Region	Local currency	Farm-gate	Trader	Farm-gate	Trader	Change at farm-gate level (Sep-Aug) (%)	Change at trader level (Sep-Aug) (%)
Eastern region (Kunar, Laghman, Nangarhar)	Pakistani Rupee	16,278	16,651	16,690	17,050	+3%	+2%
Southern region (Hilmand, Kandahar, Uruzgan, Zabul)	Pakistani Rupee	13,008	13,483	13,528	14,047	+4%	+4%
Western region (Badghis, Ghor) *	Afghani	8,140	8,408	8,305	8,605	+2%	+2%
Western region (Farah, Hirat, Nimroz) *	Imnianian Tuman	530,122	581,889	608,889	645,555	+15%	+11%
North-eastern region (Badakhshan, Kunduz, Takhar)	Afghani	3,593	4,474	3,593	4,474	+0%	+0%
Northern region (Baghlan, Balkh, Faryab)	Afghani	6,254	6,475	6,122	6,513	-2%	+1%

* Western region is divided in two groups because of prices available in two currencies

⁵ Simple average of all observations

HEROIN

There are several types of heroin available in Afghanistan with different quality. The prices of White powder (injection) in Nangarhar province, White powder (Crystal) in Kandahar and Balkh provinces, Off-white (Crystal)-100% in Badakhshan province and White powder-high quality (70-80% pure) in Hirat province are the most expensive heroin reported in Afghanistan. The cheapest heroin (**US\$ 58/kg**) is called as Khata # 2 reported in Nangarhar province.

Table 7: Prices of different types of Heroin in Afghanistan,(US\$/kg), Sep 2014 – Sep 2015

Province	Types of Heroin	Sep-14	Oct-14	Nov-14	Dec-14	Jan-15	Feb-15	Mar-15	Apr-15	May-15	Jun-15	Jul-15	Aug-15	Sep-15	Change (Sep-Aug) %
Badakhshan	Chara (20%)	998	1,004	1,051	1,207	1,624	1,483	1,019	1,018	1,246	1,485	1,475	1,519	1,529	+1%
	Off- white powder (Crystal) - 100%	2,450	2,463	2,584	3,103	3,551	3,401	2,860	2,856	2,856	3,168	3,147	3,443	3,466	+1%
Balkh	Best powder	3,691	3,665	3,704	3,750	3,854	3,803	3,804	3,799	3,859	3,746	3,790	3,662	3,755	+3%
	White powder (Crystal)	4,240	4,166	4,187	4,229	4,316	4,249	4,149	4,192	4,292	4,158	4,184	4,020	4,151	+3%
Hirat	Morphine	2,204	1,721	2,062	2,086	2,118	2,130	2,247	2,129	2,568	2,151	2,258	2,232	2,304	+3%
	Off- white coarse powder (Crystal)	1,387	1,310	1,335	1,229	1,268	1,275	1,343	1,329	1,413	1,325	1,384	1,313	1,267	-3%
	White powder - high quality (70-80% pure)	3,067	2,827	2,899	2,930	2,900	2,915	3,075	3,140	3,756	3,142	3,295	2,870	3,128	+9%
	White powder - low quality (less than 50% pure)	1,475	1,355	1,380	1,397	1,406	1,414	1,465	1,482	1,766	1,488	1,589	1,595	1,564	-2%
Kandahar	Morphine	2,030	2,018	1,987	2,036	2,070	1,966	2,022	2,058	1,995	2,113	2,090	2,050	2,090	+2%
	Off- white powder (Batan) - high quality	1,824	1,772	1,739	1,748	1,758	1,669	1,717	1,707	1,784	1,769	1,741	1,720	1,774	+3%
	Off- white powder (Batan) - low quality	1,197	1,181	1,143	1,172	1,155	1,084	1,119	1,155	1,209	1,179	1,144	1,127	1,151	+2%
	White powder (Crystal)	2,972	2,954	1,987	2,979	3,014	2,877	2,944	3,012	3,123	2,948	2,936	2,915	2,876	-1%
Nangarhar	Best powder	884	828	1,192	1,196	1,315	1,151	1,374	1,456	1,586	1,474	1,288	1,171	1,550	+32%
	Chara # 1	88	78	79	70	101	86	98	90	79	118	119	98	126	+29%
	Chara # 2	59	58	50	50	81	48	49	70	50	69	69	59	58	-1%
	Khata # 1	74	68	70	60	91	67	79	60	59	88	89	78	87	+12%
	Khata # 2	49	49	30	40	71	38	39	40	40	59	59	49	58	+19%
	Off- white powder (Batan)	1,768	1,947	1,788	1,795	2,023	1,822	2,257	2,510	2,776	2,752	2,774	2,586	2,906	+12%
	White powder (Injection)	2,062	2,142	2,384	2,393	3,540	2,398	3,435	3,012	3,470	3,440	3,369	3,220	3,487	+8%
	Off- white powder (Crystal) - 60%	1,750	1,774	1,906	2,069	2,841	2,704	2,912	2,908	1,713	2,376	2,360	2,633	2,651	+1%
Takhar	Off- white powder (Crystal) - 60%	1,750	1,774	1,906	2,069	2,841	2,704	2,912	2,908	1,713	2,376	2,360	2,633	2,651	+1%

Graph 4: Prices of different types of heroin in Afghanistan, (US\$/kg), Sep 2015

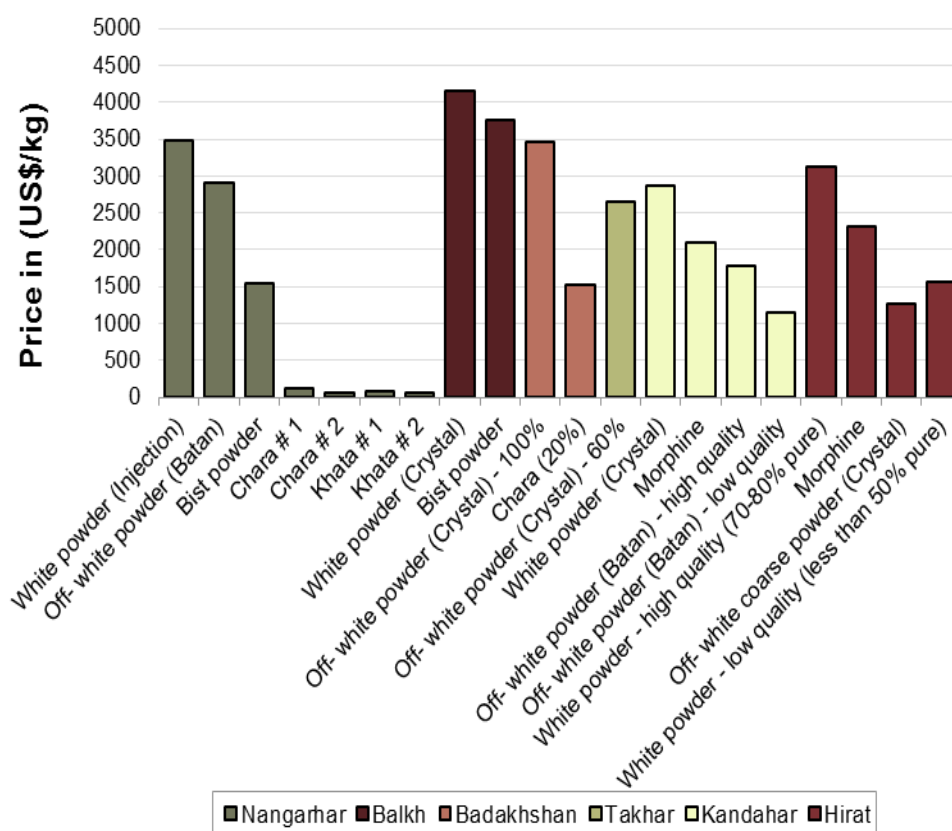


Table 8: Prices of 1 kilogram of different types of Heroin in local currency

Province	Types of heroin	Local currency	Prices of 1 kg of different types of heroin in local currency		Change (Sep-Aug) %
			Aug-15	Sep-15	
Badakhshan	Chara (20%)	Afghani	97,500	97,500	+0%
	Off- white powder (Crystal) - 100%	Afghani	221,000	221,000	+0%
Balkh	Bist powder	Afghani	235,000	239,400	+2%
	White powder (Crystal)	Afghani	258,000	264,600	+3%
Hirat	Morphine	Iranian Tuman	7,480,000	8,000,000	+7%
	Off- white coarse powder (Crystal)	Iranian Tuman	4,400,000	4,400,000	+0%
	White powder - high quality (70-80% pure)	Iranian Tuman	9,620,000	10,860,000	+13%
	White powder - low quality (less than 50% pure)	Iranian Tuman	5,347,000	5,430,000	+2%
Kandahar	Morphine	Pakistani Rupee	211,000	218,000	+3%
	Off- white powder (Batan) - high quality	Pakistani Rupee	177,000	185,000	+5%
	Off- white powder (Batan) - low quality	Pakistani Rupee	116,000	120,000	+3%
	White powder (Crystal)	Pakistani Rupee	300,000	300,000	+0%
Nangarhar	Bist powder	Pakistani Rupee	120,000	160,000	+33%
	Chara # 1	Pakistani Rupee	10,000	13,000	+30%
	Chara # 2	Pakistani Rupee	6,000	6,000	+0%
	Khata # 1	Pakistani Rupee	8,000	9,000	+13%
	Khata # 2	Pakistani Rupee	5,000	6,000	+20%
	Off- white powder (Batan)	Pakistani Rupee	265,000	300,000	+13%
	White powder (Injection)	Pakistani Rupee	330,000	360,000	+9%
Takhar	Off- white powder (Crystal) - 60%	Pakistani Rupee	169,000	169,000	+0%

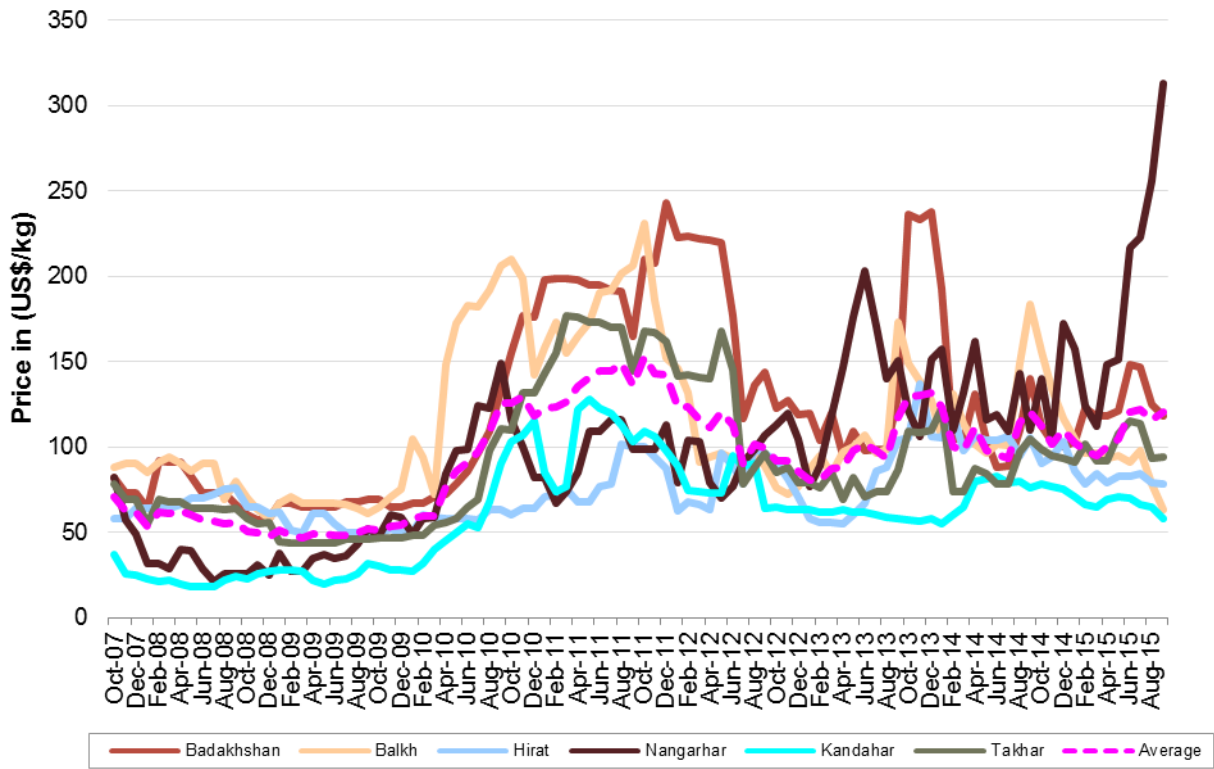
CANNABIS RESIN:

There are mainly three types of cannabis resin available in Afghanistan namely Garda # 1, # 2 and # 3 with quality as best, moderate and fair respectively. Garda # 1 (Shirak) in Badakhshan province was the most expensive cannabis resin because of its pure quality. Earlier Garda # 1 (Jooshi) of Balkh province was most expensive and popular because of it's high quality however it lost it's demand due to it's blending with lower quality hashish.

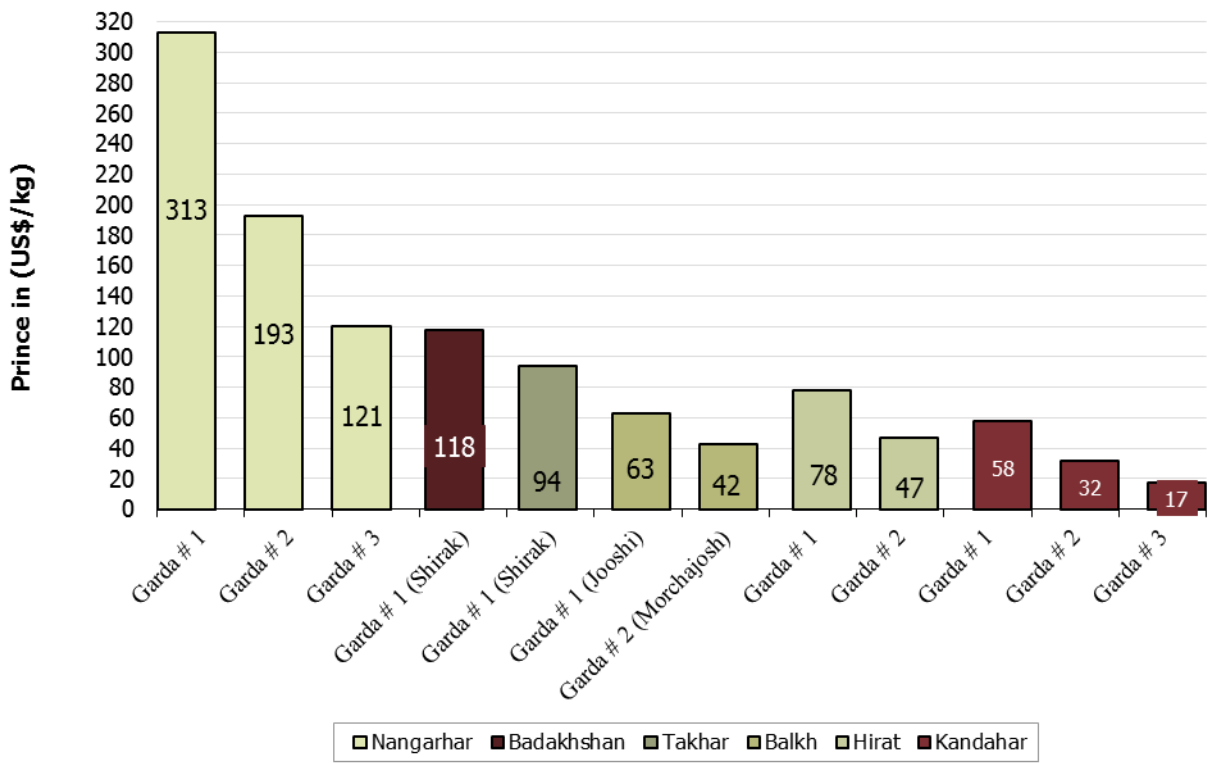
Table 9: Prices of different types of cannabis resin in Afghanistan, (US\$/kg), Sep 2014 – Sep 2015

Province	Types of cannabis resin	Sep-14	Oct-14	Nov-14	Dec-14	Jan-15	Feb-15	Mar-15	Apr-15	May-15	Jun-15	Jul-15	Aug-15	Sep-15	Change (Sep-Aug) %
Badakhshan	Garda # 1 (Shirak)	140	112	103	100	103	123	118	118	121	148	147	125	118	-6%
Balkh	Garda # 1 (Jooshi)	184	156	134	117	105	96	96	93	95	91	98	78	63	-19%
	Garda # 2 (Morchajosh)	140	121	103	90	79	84	78	73	81	73	82	67	42	-37%
Hirat	Garda # 1	106	90	94	103	86	78	84	79	83	83	84	79	78	-2%
	Garda # 2	66	47	48	55	48	35	40	35	37	60	42	48	47	-2%
Kandahar	Garda # 1	76	78	77	75	71	66	65	69	71	70	66	65	58	-12%
	Garda # 2	46	47	45	44	40	36	35	38	40	39	37	38	32	-16%
	Garda # 3	24	26	24	22	20	17	17	19	20	22	20	20	17	-17%
Nangarhar	Garda # 1	110	140	105	172	157	124	112	148	151	217	223	256	313	+23%
	Garda # 2	85	91	67	86	87	67	63	79	118	148	149	177	193	+9%
	Garda # 3	28	34	30	36	43	28	21	30	72	99	79	98	121	+23%
Takhar	Garda # 1 (Shirak)	105	99	95	93	91	102	92	92	108	115	114	93	94	+1%

Graph 5: Average⁶ price of cannabis resin (Garda # 1, best quality) in US\$/kg, Oct 2007– Sep 2015



Graph 6: Prices of different types of cannabis resin in Afghanistan, (US\$/kg), Sep 2015



⁶ Simple average of all observations

Table 10: Prices of 1 kilogram of different types of cannabis resin in Afghanistan in local currency, Aug 2015 – Sep 2015

Province	Types of cannabis resin	Local currency	Prices of 1 kg of different types of cannabis resin in local currency		Change (Sep-Aug) %
			Aug-15	Sep-15	
Badakhshan	Garda # 1 (Shirak)	Afghani	8,000	7,500	-6%
Balkh	Garda # 1 (Jooshi)	Afghani	5,000	4,000	-20%
	Garda # 2 (Morchajosh)	Afghani	4,300	2,700	-37%
Hirat	Garda # 1	Iranian Tuman	265,700	270,000	+2%
	Garda # 2	Iranian Tuman	160,000	163,000	+2%
Kandahar	Garda # 1	Pakistani Rupee	6,667	6,000	-10%
	Garda # 2	Pakistani Rupee	3,889	3,333	-14%
	Garda # 3	Pakistani Rupee	2,089	1,778	-15%
Nangarhar	Garda # 1	Pakistani Rupee	26,000	32,500	+25%
	Garda # 2	Pakistani Rupee	18,000	20,000	+11%
	Garda # 3	Pakistani Rupee	10,000	12,500	+25%
Takhar	Garda # 1 (Shirak)	Afghani	6,000	6,000	+0%

LICIT CROPS:

Prices of wheat, cotton, saffron, rice (imported) and rice (local) collected in six provinces of Afghanistan are shown in below table.

Table 11: Prices of wheat, cotton, saffron, imported and local rice in Afghanistan in local currency, Sep 2015

Province	Types of crops	Price/Kg in Pakistani Rupee (PRs)	Price/Kg in Afghani (AFs)	Price/Kg in (US\$)
Badakhshan	Wheat	-	25	0.4
Badakhshan	Rice Imported	-	90	1.4
Badakhshan	Rice Local	-	50	0.8
Balkh	Wheat	-	40	0.6
Balkh	Cotton	-	91	1.4
Balkh	Rice Imported	-	82	1.3
Balkh	Rice Local	-	50	0.8
Hirat	Wheat	-	21	0.3
Hirat	Cotton	-	80	1.3
Hirat	Saffron	-	90,000	1,412
Hirat	Rice Imported	-	75	1.2
Hirat	Rice Local	-	60	0.9
Kandahar	Wheat	55	-	0.5
Kandahar	Cotton	250	-	2.4
Kandahar	Rice Imported	130	-	1.3
Nangarhar	Wheat	36	-	0.3
Nangarhar	Cotton	143	-	1.4
Nangarhar	Rice Imported	122	-	1.2
Nangarhar	Rice Local	41	-	0.4
Takhar	Wheat	-	20	0.3
Takhar	Rice Imported	-	90	1.4
Takhar	Rice Local	-	45	0.7

Table 12: Prices of wheat, cotton, saffron, imported and local rice in Afghanistan, (US\$/kg), Sep 2014 – Sep 2015

Types of crops	Sep-14	Oct-14	Nov-14	Dec-14	Jan-15	Feb-15	Mar-15	Apr-15	May-15	Jun-15	Jul-15	Aug-15	Sep-15	Increase/D decrease (%)
Wheat	0.39	0.50	0.42	0.45	0.41	0.40	0.40	0.41	0.39	0.44	0.38	0.37	0.42	+14%
Cotton	1.4	1.4	1.3	1.3	1.38	1.34	1.28	1.43	1.47	1.43	1.40	1.37	1.62	+18%
Saffron	1,577	1,560	1,381	1,379	1,572	1,744	1,734	1,731	1,731	1,649	1,635	1,543	1,412	-9%
Rice (Imported)	1.5	1.5	1.5	1.5	1.46	1.41	1.33	1.37	1.33	1.31	1.31	1.28	1.28	+0%
Rice (Local)	0.9	1.0	0.8	0.9	0.82	0.83	0.83	0.82	0.78	0.78	0.74	0.70	0.72	+3%

CANNABIS AND POPPY SEEDS:

Prices of cannabis and poppy seeds collected from eighteen provinces of Afghanistan are tabulated below.

Table 13: Prices of cannabis and poppy seeds in local currency, August 2015 – September 2015

Province	Types of seed	Local currency	Prices of 1 kg of cannabis seed and poppy seed in local currency		Change (Sep-Aug) (%)
			Aug-15	Sep-15	
Badakhshan	Poppy seed	Afghani	50	50	+0%
	Cannabis seed	Afghani	45	45	+0%
Baghlan	Poppy seed	Afghani	20	28	+40%
	Cannabis seed	afghani	15	10	-33%
Balkh	Poppy seed	Afghani	30	30	+0%
	Cannabis seed	Afghani	20	15	-25%
Farah	Poppy seed	Afghani	33	30	-8%
	Cannabis seed	Afghani	34	29	-15%
Faryab	Poppy seed	Afghani	55	55	+0%
	Cannabis seed	Afghani	20	15	-25%
Hilmand	Poppy seed	Afghani	38	40	+6%
	Cannabis seed	Afghani	24	26	+5%
Hirat	Poppy seed	Afghani	28	29	+5%
	Cannabis seed	Afghani	30	28	-8%
Kabul	Poppy seed	Afghani	17	27	+59%
Kandahar	Poppy seed	Afghani	37	39	+4%
	Cannabis seed	Afghani	22	27	+20%
Kapisa	Poppy seed	Afghani	10	14	+40%
Kunar	Poppy seed	Pakistani Ruppee	21	25	+19%
Laghman	Poppy seed	Pakistani Ruppee	21	29	+38%
Logar	Cannabis seed	Afghani	33	30	-9%
Nangarhar	Poppy seed	Pakistani Ruppee	25	31	+24%
	Cannabis seed	Pakistani Ruppee	14	14	+0%
Paktya	Cannabis seed	Afghani	20	27	+35%
Takhar	Poppy seed	Afghani	55	55	+0%
	Cannabis seed	Afghani	45	45	+0%
Uruzgan	Poppy seed	Afghani	37	40	+9%
	Cannabis seed	Afghani	24	26	+5%
Zabul	Poppy seed	Afghani	37	38	+3%
	Cannabis seed	Afghani	24	27	+9%

Table 13: Prices of cannabis and poppy seeds in Afghanistan, (US\$/kg), Sep 2014 – Sep 2015

Types of seeds	Sep-14	Oct-14	Nov-14	Dec-14	Jan-15	Feb-15	Mar-15	Apr-15	May-15	Jun-15	Jul-14	Aug-15	Sep-15	Increase/Decrease (%)
Cannabis seed	0.42	0.43	0.43	0.41	0.42	0.41	0.41	0.45	0.44	0.43	0.44	0.40	0.397	-2%
Poppy seed	0.60	0.60	0.64	0.68	0.61	0.58	0.58	0.53	0.54	0.48	0.59	0.47	0.51	+9%

PRICES OF HEROIN, OPIUM AND HASHISH AT CONSUMER LEVEL:

The consumer prices of heroin, opium and hashish collected from different regions of Afghanistan are as below. The quality of product varies widely in different regions.

Graph 7: Regional average⁷ prices of heroin, opium and hashish at consumer level in (US\$/Kg), Sep 2015

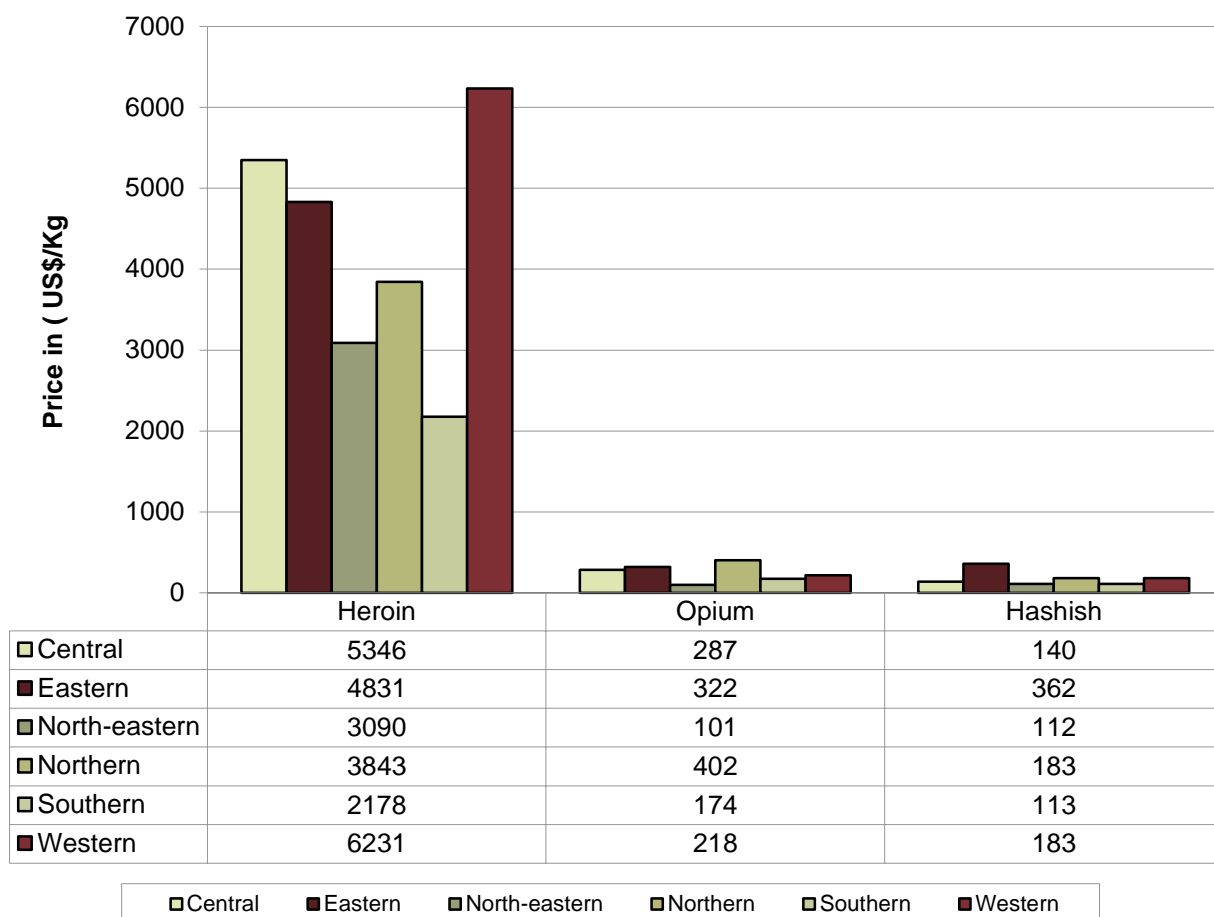


Table 15: Average⁸ prices of Heroin, Opium and Hashish at consumer level in Afghanistan, (US\$/kg), Sep 2014 – Sep 2015

Types of drug	Average prices in (US\$/kg)													Change (Sep-Aug) (%)
	Sep-14	Oct-14	Nov-14	Dec-14	Jan-15	Feb-15	Mar-15	Apr-15	May-15	Jun-15	Jul-15	Aug-15	Sep-15	
Heroin	5,029	5,000	5,159	5,331	5,244	4,868	4,829	4,941	5,255	5,129	4,798	4,694	4,291	-9%
Opium	292	270	258	267	270	259	255	251	274	264	267	241	245	+2%
Hashish	213	198	189	200	194	189	197	199	195	194	194	181	189	+4%

⁷ Simple average of all observations

PRICES OF DRUGS IN PAKISTAN:

The prices of different types of opium, heroin and hashish reported from Peshawar and Quetta in Pakistan are as below:

A. PESHAWAR

OPIUM:

There are three types of dry opium namely Opium - Afghanistan (opium of Afghanistan), Opium - Terra and Opium - Tapa (adulterated) available in Peshawar, Pakistan. Opium-Terra is the most expensive opium reported in Peshawar.

Table 14: Prices of different types of opium in Peshawar, Pakistan in (US\$/Kg):

Types of opium	Sep-14	Oct-14	Nov-14	Dec-14	Jan-15	Feb-15	Mar-15	Apr-15	May-15	Jun-15	Jul-15	Aug-15	Sep-15	Change (Sep-Aug) %
Opium - Terra	235	233	258	257	248	235	242	243	240	236	248	234	223	-5%
Opium - Afghanistan	216	222	228	227	220	212	219	223	218	218	224	213	205	-3%
Opium - Tapa (adulterated)	167	168	184	182	179	177	181	178	173	174	179	166	160	-4%

HEROIN:

There are three types of heroin namely White (Injection), Yellow (Batan) and Saada (Ordinary) available in Peshawar, Pakistan. White (injection) type is the most expensive heroin reported in Peshawar.

Table 15: Prices of different types of heroin in Peshawar, Pakistan in (US\$/Kg):

Types of heroin	Sep-14	Oct-14	Nov-14	Dec-14	Jan-15	Feb-15	Mar-15	Apr-15	May-15	Jun-15	Jul-15	Aug-15	Sep-15	Change (Sep-Aug) %
Heroin - White (Injection)	3,531	3,741	3,675	3,757	3,274	3,213	3,388	3,470	3,073	3,096	3,163	3,073	3,099	+1%
Heroin - Yellow (Batan)	3,335	3,544	3,476	3,556	3,075	3,021	3,189	3,272	2,875	2,899	2,959	2,878	2,906	+1%
Heroin - Saada (Ordinary)	1,913	1,969	1,986	2,054	1,935	1,918	2,043	1,983	1,784	1,818	1,837	1,805	1,811	+0.3%

HASHISH:

There are three types of hashish namely Hashish - Garda # 1, # 2 and # 3 available in Peshawar, Pakistan. Hashish-Garda#1 is the most expensive hashish reported in Peshawar.

Table 16: Prices of different types of Hashish in Peshawar, Pakistan in (US\$/Kg):

Types of hashish	Sep-14	Oct-14	Nov-14	Dec-14	Jan-15	Feb-15	Mar-15	Apr-15	May-15	Jun-15	Jul-15	Aug-15	Sep-15	Change (Sep-Aug) %
Hashish - Garda # 1	638	650	656	656	645	480	568	555	560	560	571	551	538	-2%
Hashish - Garda # 2	510	522	526	526	516	432	468	471	476	477	490	473	460	-3%
Hashish - Garda # 3	392	414	397	404	397	384	419	406	397	398	408	393	381	-3%

Table 17: Prices of different types of drugs in Peshawar, Pakistan in local currency, (Pak Rupee/kg):

		Price in (Pakistani Rupee)/kg	
Types of drugs	Aug-15	Sep-15	Change (Sep-Aug) %
Opium -Afghanistan	21,800	21,200	-3%
Opium -Tapa (Adulterated)	17,000	16,500	-3%
Opium -Terra	24,000	23,000	-4%
Heroin -White (Injection)	315,000	320,000	+2%
Heroin -Yellow (Batan)	295,000	300,000	+2%
Heroin -Saada (Ordinary)	185,000	187,000	+1%
Hashish -Garda # 1	56,500	55,500	-2%
Hashish -Garda # 2	48,500	47,500	-2%
Hashish -Garda # 3	40,300	39,300	-2%

B. QUETTA

OPIUM:

Table 18: Prices of different quality of opium in Quetta, Pakistan in (US\$/Kg):

Quality of opium	Sep-14	Oct-14	Nov-14	Dec-14	Jan-15	Feb-15	Mar-15	Apr-15	May-15	Jun-15	Jul-15	Aug-15	Sep-15	Change (Sep-Aug) %
High quality	343	374	399	448	462	460	495	518	545	550	558	544	518	-5%
Medium quality	255	276	289	319	342	336	357	369	397	413	426	418	384	-8%
Low quality	206	217	230	249	281	269	297	319	347	354	365	350	336	-4%

HEROIN:

Table 19: Prices of different quality of heroin in Quetta, Pakistan in (US\$/Kg):

Quality of heroin	Sep-14	Oct-14	Nov-14	Dec-14	Jan-15	Feb-15	Mar-15	Apr-15	May-15	Jun-15	Jul-15	Aug-15	Sep-15	Change (Sep-Aug) %
High quality (Crystal)	3,482	3,643	3,843	4,133	4,322	4,316	4,706	4,984	5,205	5,209	5,325	5,149	4,890	-5%
Medium quality	2,698	2,757	2,795	2,988	3,266	3,309	3,467	3,738	3,817	3,784	3,905	3,789	3,595	-5%
Low quality	1,570	1,723	1,797	2,092	2,261	2,206	2,477	2,592	2,776	2,850	2,941	2,915	2,685	-8%

HASHISH:

Table 20: Prices of different quality of Hashish in Quetta, Pakistan in (US\$/Kg):

Quality of hashish	Sep-14	Oct-14	Nov-14	Dec-14	Jan-15	Feb-15	Mar-15	Apr-15	May-15	Jun-15	Jul-15	Aug-15	Sep-15	Change (Sep-Aug) %
High quality	589	640	659	697	754	719	743	778	793	835	862	826	719	-13%
Medium quality	490	512	529	548	603	595	644	658	674	688	710	700	652	-7%

Table 21: Prices of different types of drugs in Quetta, Pakistan in local currency, (Pak Rupee/kg):

Types of drugs	Price in (Pakistani Rupee)/kg		
	Aug-15	Sep-15	Change (Sep-Aug) %
Opium -High quality	56,000	54,000	-4%
Opium -Medium quality	43,000	40,000	-7%
Opium -Low quality	36,000	35,000	-3%
Heroin -High quality (Crystal)	530,000	510,000	-4%
Heroin -Medium quality	390,000	375,000	-4%
Heroin -Low quality	300,000	280,000	-7%
Hashish -High quality	85,000	75,000	-12%
Hashish -Medium quality	72,000	68,000	-6%

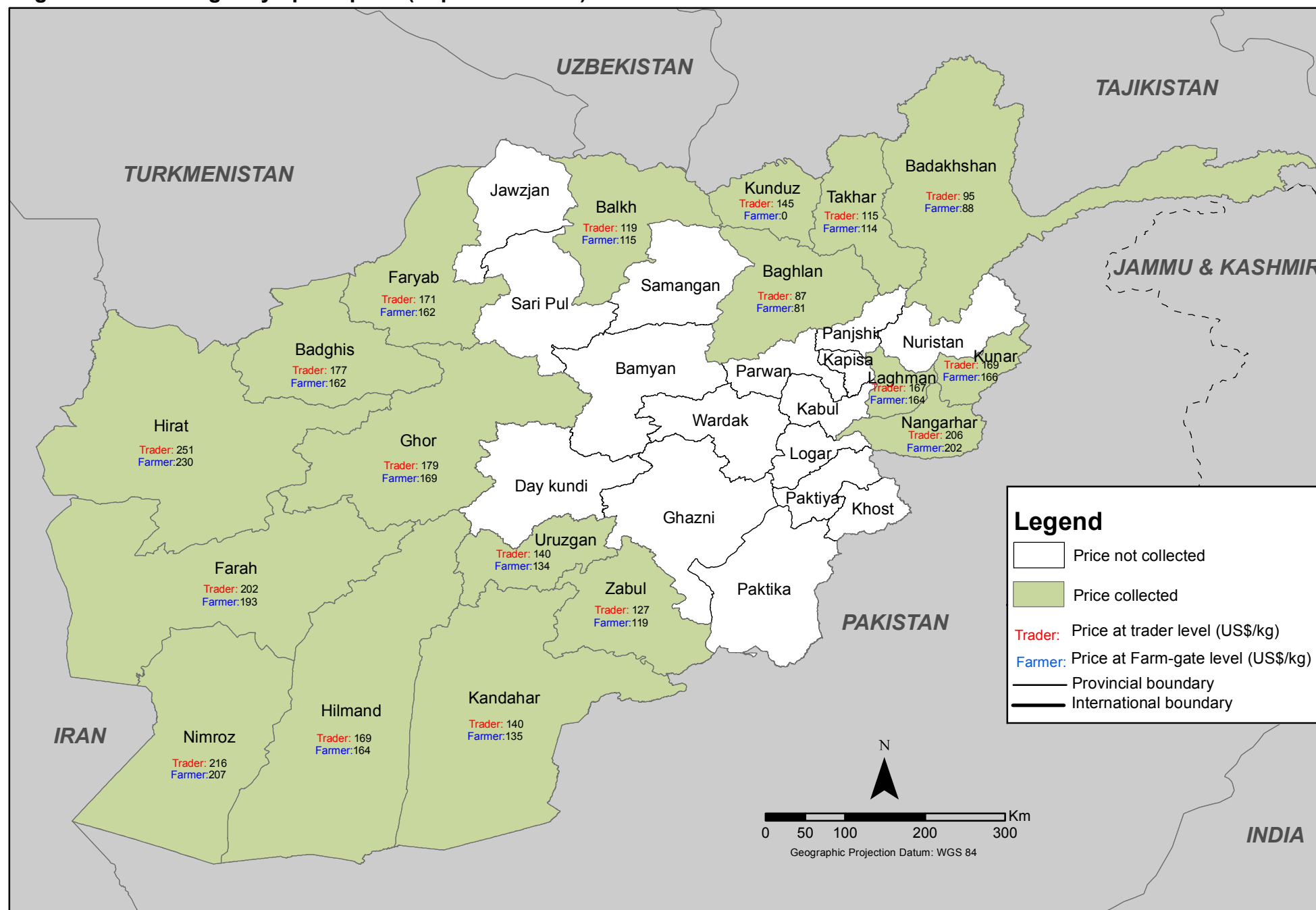
Methodology

- Prices are collected in the last week of every month from around twenty farmers and equal numbers of trader prices are collected by MCN Survey coordinators generally from different farmers and traders each month; however the price data collection is sourced from a few known farmers and traders as well.
- Opium prices are collected from 18 of 34 provinces namely Badakhshan, Baghlan, Badghis, Balkh, Farah, Faryab, Ghor, Hilmand, Hirat, Kandahar, Kunar, Kunduz, Laghman, Nangarhar, Nimroz, Uruzgan, Takhar and Zabul. The prices of dry and fresh opium are collected from farmers (at farm-gate level) and traders (at trader level).
- Different varieties of heroin, morphine and cannabis resin prices are collected from six provinces of Afghanistan namely Badakhshan, Balkh, Hirat, Nangarhar, Kandahar and Takhar.
- Prices of some licit crops such as wheat, saffron, imported and local rice is also collected from six provinces of Afghanistan and included in this report.
- Prices of poppy seeds, cannabis seeds and acetic anhydride are included in the report as well.
- Different varieties of opium, heroin and hashish prices are also collected from Peshawar as well as Quetta province of Pakistan. Prices are collected and reported by UNODC office in Peshawar and Quetta in Pakistan.
- The prices are also presented in local currency for convenience of certain analysis; however the national average prices are presented in USD. At the regional level, average prices are reflected in local currency with exception of the Western region since prices are reported in two different currencies.
- Prices are reported in different currencies in different regions. The prices in Eastern region (Kunar, Laghman and Nangarhar) and Southern region (Kandahar, Hilmand, Uruzgan and Zabul) are reported in Pakistani rupees. In Northern (Balkh, Baghlan, Farayb) and North-eastern (Badakhshan, Kunduz, Takhar) regions, the prices are reported in Afghani. However, prices are reported in two different currencies namely Afghani and Iranian Tuman in Western region. The prices are converted in US\$ using the exchange rate from oanda.com site considering the rates on the same date the observation is made.

Number of observations of dry and fresh opium prices

	Number of observations (n)		Number of provinces price collected
	Farm-gate price	Trader price	
Dry Opium	175	178	18
Fresh Opium	179	181	18

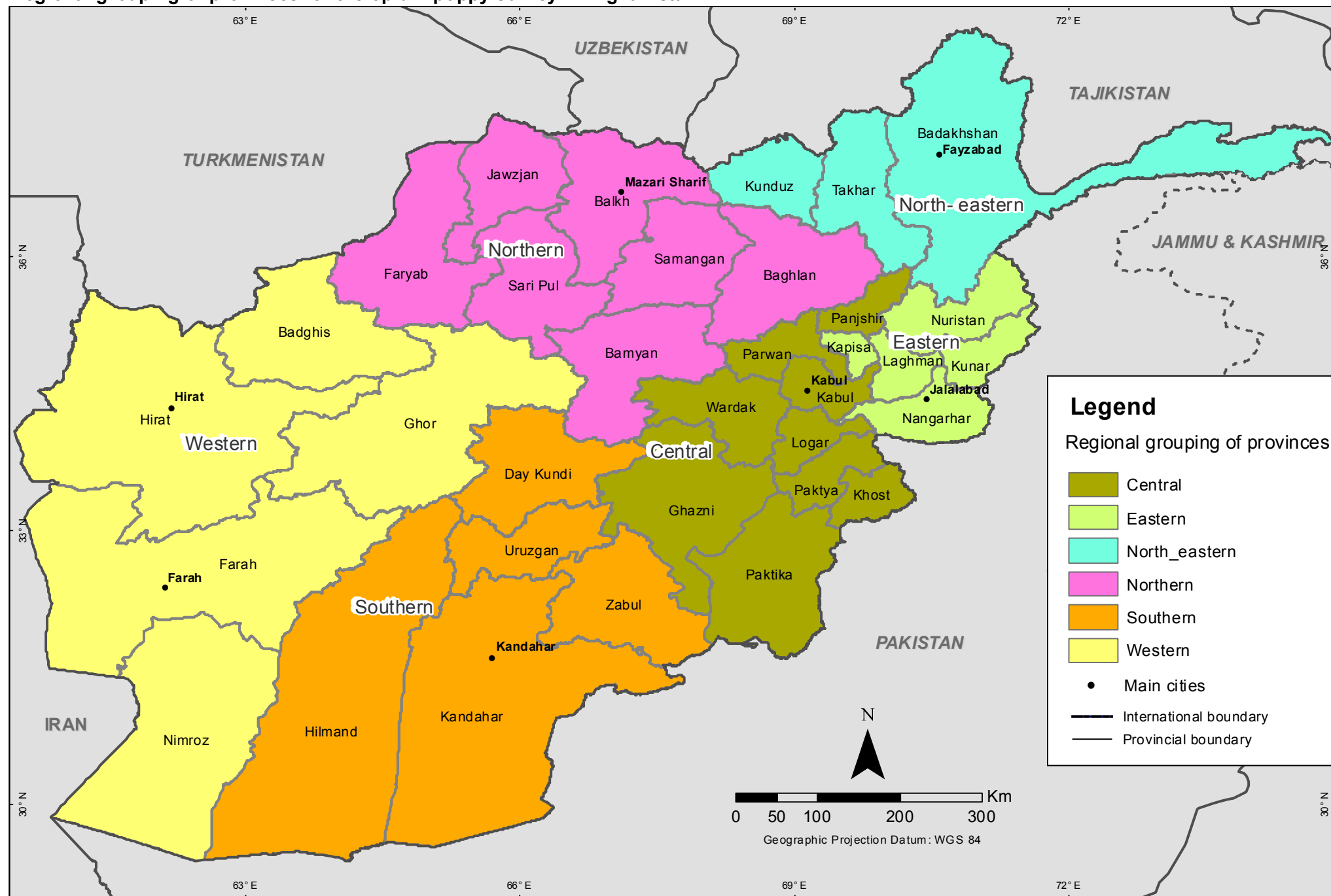
Afghanistan: Average dry opium price (September 2015)



Source: Government of Afghanistan - National monitoring system implemented by MCN / UNODC

Note: The boundaries and names shown and the designations used on this map do not imply official endorsement or acceptance by the United Nations.

Regional grouping of provinces for the opium poppy survey in Afghanistan



Source: Government of Afghanistan. National monitoring system implemented by UNODC

Note: The boundaries and names shown and the designations on this map do not imply official endorsement or acceptance by the United Nations.