



**Islamic Republic of Afghanistan**  
**Ministry of Interior Affairs**  
**Deputy Minister for Counter Narcotics**  
**Civilian Vice Deputy Minister, Counter Narcotics**  
**Narcotics Survey & Analysis Directorate**

## **Afghanistan Drug Price Monitoring Monthly Report**

**October 2019**



**Deputy Ministr for Counter Narcotics, MoIA, Islamic Republic of Afghanistan, Kabul**

## Acknowledgements

The following Technical members contributed to the drug price data collection, analysis and preparation of this report:

### *Deputy Minister for Counter Narcotics - MoIA:*

- ❖ Eng. Mohammad Hashim Ortaq (Deputy Minister for Counter Narcotics)
- ❖ Mohammad Fazel Wasit (Vice Deputy Minister (Civilian) for Counter Narcotics)
- ❖ Sayed Najibullah Ahmadi (Acting Director of Narcotics Survey and Analysis Directorate)
- ❖ Saraj Ahmad Yousufzai (Head of GIS & RS)
- ❖ Nasir Ahmad Karimi (Head of Field Survey)
- ❖ Mohammad Ajmal Sultani (Statistical Data Analyst)
- ❖ Mohammad Hakim Hayat (GIS & Remote Sensing Analyst)
- ❖ Ahmad Shabir Tayeeb (GIS & Remote Sensing Analyst)
- ❖ Sayed Shahenshah Sadat (GIS & Remote Sensing Analyst)
- ❖ Assadullah Ibrahimi (Database Analysis & Statistics Member).

### *Survey and Analysis Coordinators*

- ❖ Mohammad Yonus Haqdost (Central Region)
- ❖ Mohammed Ishaq Anderabi (North-Eastern Region)
- ❖ Mojir Fayaz (Western Region)
- ❖ Fida Mohammad (Northern Region)
- ❖ Khalil Ahmad (Southern Region)
- ❖ Abdullah Dawodkhel (Eastern Region).

## *Abbreviations*

MoIA: Ministry of Interior Affairs

# Contents

1. Key Findings .....	4
1.1 Trends of Drug prices .....	4
2. Introduction .....	5
3. Opium.....	6
3.1 Dry opium.....	6
3.1.1 Farm-gate price.....	6
3.1.2 Trader Price .....	7
3.2. Dry Opium (Chaynaki Quality) .....	8
3.2.1. Farm-gate price.....	8
3.2.2. Trader price .....	8
3.3 Fresh Opium.....	9
4. Heroin.....	10
5. Synthetic Drugs.....	12
6. Cannabis Resin .....	12
7. Seeds: Cannabis and Poppy .....	14
9. Price of Acetic Anhydride .....	15
10. Licit Crops.....	16
11. Methodology .....	17

## Contents of table

Table 1. Summary Table of Drug Prices.....	5
Table 2: Regional average farm-gate price of dry opium US\$/Kg (September 2019 to October 2019) .....	6
Table 3: Regional average price of dry opium from traders US\$/Kg (September 2019 to October 2019) .....	7
Table 4: Aaverage price of dry opium (Chaynaki quality) at farm-gate level (US\$/Kg).....	8
Table 5: Average price of dry opium (Chaynaki quality) at trader level (US\$/Kg) .....	8
Table 6: Regional average price of dry opium at farm-gate and trader level in other than USD Currency .....	8
Table 7: Regional average price of fresh opium at farm-gate and trader level in other than USD currency .....	9
Table 8: Prices of different types of Heroin in Afghanistan (US\$/kg), October 2018 – October 2019 .....	10
Table 9: Prices of 1 kilogram of different types of Heroin in other than USD currency .....	10
Table 10: Prices of all types of Synthetic Drugs in (US\$/UNIT) .....	11
Table 11: Prices of different types of cannabis resin in Afghanistan, (US\$/kg), October 2018 – October 2019.....	12
Table 12: Prices of 1 kilogram of different types of cannabis resin in Afghanistan in other than USD currency, September 2019 – October 2019.....	14
Table 13: Prices of cannabis and poppy seeds in other than USD currency, September 2019 – October 2019.....	14
Table 14: Prices of cannabis and poppy seeds in Afghanistan, (US\$/kg), October 2018 – October 2019.....	15
Table 15: Average prices of heroin, opium and hashish at consumer level in Afghanistan, (US\$/kg), October 2018 – October 2019 .....	15
Table 16: Average price of acetic anhydride in Afghanistan, (US\$/Lit) October 2018 – October 2019 .....	15
Table 17: Prices of wheat, cotton, saffron, imported and local rice in Afghanistan in local currency, October 2019 .....	16
Table 18: Average prices of wheat, cotton, saffron, imported and local rice in Afghanistan, (US\$/kg), October 2018 – October 2019.....	16
Table 19: Number of observations of dry and fresh opium prices .....	17

## Contents of Figure

Figure 1: National average price of dry opium at farm-gate level from (June 2004 to October 2019).....	6
Figure 2: National average price of dry opium at trader level US\$/kg (October 2018 to October 2019) .....	7
Figure 3: National average price of fresh opium at farm-gate and trader level, US\$/kg (June 2005 to October 2019) .....	9
Figure 4: Types of Synthetic Drugs in US Dollar .....	12
Figure 5: Average price of cannabis resin (Garda # 1, best quality) in US\$/kg, October 2018–October 2019 .....	13
Figure 6: Prices of different types of cannabis resin in Afghanistan, (US\$/kg), October 2019.....	13
Figure 7: Regional average prices of heroin, opium and hashish at consumer level in (US\$/Kg), October 2019 .....	15

## 1. Key Findings

### 1.1. Trends of Drug prices

**Table1: Summary Drug of Prices**

	By Month			By Year		
	September_2019	October_2019	Change %	October_2018	October_2019	Change %
Dry opium Farm-gate price (US\$/Kg)	78	79	+1%	78	79	+1%
Dry opium Trader price (US\$/Kg)	82	83	+1%	84	83	-1%
Fresh Opium Farm-gate price (US\$/Kg)	64	66	+4%	65.9	66.4	+1%
Fresh Opium Trader price (US\$/Kg)	68	71	+4%	71.3	70.7	-1%
Heroin High Quality	2143	2141	-0.1%	2707	2141	-21%
Heroin Medium Quality	1512	1547	+2%	2134	1547	-28%
Methamphetamine (US\$/Gram)	NA	5	NA	NA	5	NA
Sosegon (US\$/Ampole)	NA	1	NA	NA	1	NA
Tablet k - A (US\$/Tablet)	NA	21	NA	NA	21	NA
Tablet k - B (US\$/Tablet)	NA	9	NA	NA	9	NA
Tablet k - C (US\$/Tablet)	NA	5	NA	NA	5	NA

## **2. Introduction**

The Afghanistan drug price-monitoring report is implemented by the Narcotics Survey & Analysis Directorate. The monitoring of drug prices is carried out in selected provinces of Afghanistan since 1994 (18 provinces as of September 2011). The results provide a detailed picture of the prices of opiates on a monthly basis. The price of the opiates contributes towards understanding the opiate economy in Afghanistan and published in the Afghanistan opium survey reports annually.

The price monitoring includes major licit crops, precursor-chemicals, illicit crops and syntactic drugs which are included in the report since October 2019.

### 3. Opium

#### 3.1 Dry opium

##### 3.1.1 Farm-gate price

The national average price for one kilogram of dry opium in Afghanistan at the farm-gate level was (US\$ 79/kg) at the end of October 2019 which is 1% higher compared to the price reported in September 2019 (US\$ 78/kg). The average dry opium price at the farm-gate level in October 2019 is 1% higher than the price reported in October 2018 which was (US\$ 78/kg).

**Figure 1: National average price of dry opium at farm-gate level from (June 2004 to October 2019)**



**Table 2: Regional average farm-gate price of dry opium US\$/Kg (September 2019 to October 2019)**

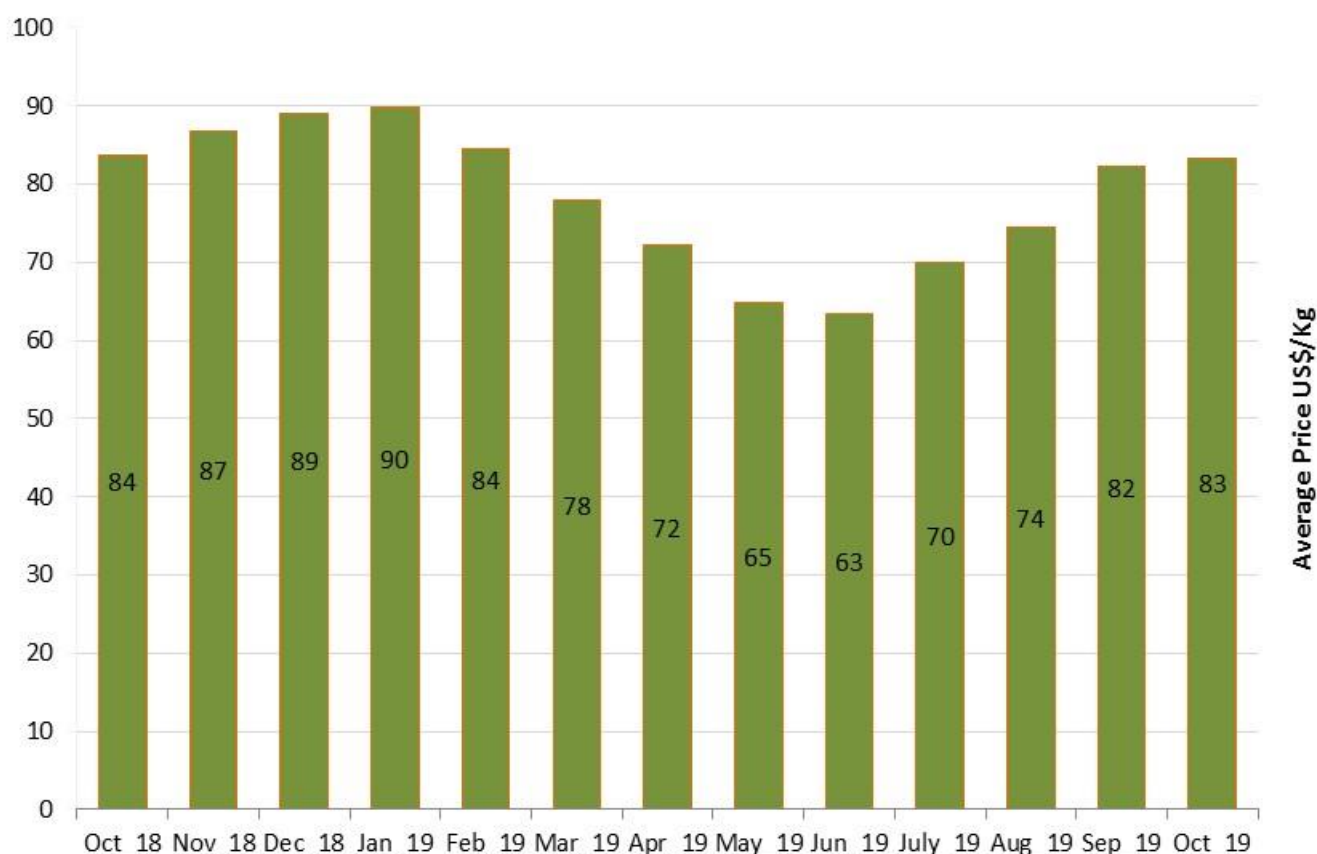
Region	Price of Dry Opium (US\$/Kg)		Price change (%)
	Sep-19	Oct-19	
Eastern region (Kunar, Laghman and Nangarhar)	98	107	+9%
Southern region (Hilmand, Kandahar, Uruzgan and Zabul)	71	70	-2%
Western region (Badghis, Farah, Ghor, Hirat and Nimroz)	95	100	+5%
North-eastern region (Badakhshan, Kunduz and Takhar)	56	51	-10%
Northern region (Baghlan, Balkh, Faryab, Sur-Pul, Jawzjan and Samangan )	61	57	-6%
<b>Average</b>	<b>78</b>	<b>79</b>	<b>+1%</b>

### 3.1.2 Trader Price

The national average dry opium price collected from traders was (US\$ 83/kg) at the end of October 2019 showing 1% increase compared to the price reported last month September 2019 (US\$ 82/kg). The average dry opium price at trader level in October 2019 is 1% lower than the price reported last year October 2018 which was (US\$ 84/kg).

Dry opium price collected from traders has increased by 9% and 5% in Northern and Western regions respectively. Price has decreased by 9%, 6% and 2% in North-eastern, Northern and Southern regions respectively.

**Figure 1: National average price of dry opium at trader level US\$/kg (October 2018 to October 2019)**



**Table 3: Regional average price of dry opium from traders US\$/Kg (September 2019 to October 2019)**

Region	Price of Dry Opium (US\$/Kg)		Price change (%)
	Sep-19	Oct-19	
Eastern region (Kunar, Laghman and Nangarhar)	101	109	+9%
Southern region (Hilmand, Kandahar, Uruzgan and Zabul)	78	76	-2%
Western region (Badghis, Farah, Ghor, Hirat and Nimroz)	99	104	+5%
North-eastern region (Badakhshan, Kunduz and Takhar)	62	56	-9%
Northern region (Baghlan, Balkh, Faryab, Sur-Pul, Jawzjan and Samangan )	66	62	-6%
<b>Average</b>	<b>82</b>	<b>83</b>	<b>+1%</b>



## 3.2. Dry Opium (Chaynaki Quality)

### 3.2.1. Farm-gate price

The price of opium (dry) was not found to be varying with quality in different regions. In Balkh and Hilmand provinces, another quality of dry opium by the name of **Chaynaki** is available at the farm-gate and trader level. The **Chaynaki** quality of dry opium is more air-dried than other varieties. The average price of one kilogram of **Chaynaki** dry opium at the farm-gate level in Balkh province is (US\$ 87/kg) in October 2019 showing a decrease of 9% compared to the price reported in September 2019 (US\$ 95/kg). The average price of one kilogram of Chaynaki dry opium at the farm-gate level in Hilmand province is (US\$ 128/kg) in October 2019 with a decreased by 2% compared to the price reported in September (US\$ 131/kg).

**Table 4: Average price of dry opium (Chaynaki quality) at farm-gate level (US\$/Kg)**

Dry Opium (Chaynaki quality)	Balkh		Price change (Oct-Sep) %	Hilmand		Price change (Oct-Sep) %
	Sep-19	Oct-19		Sep-19	Oct-19	
Farm-gate price (US\$/Kg)	95	87	-9%	131	128	-2%

### 3.2.2. Trader price

In Balkh province, the average price of one kilogram of **Chaynaki** dry opium at trader level is (US\$ 93/kg) in October 2019 showing a decrease of 9% compared to the price reported in September 2019 (US\$ 102/kg). In Hilmand province, the average price of one kilogram of **Chaynaki** dry opium at trader level is (US\$ 136.6/kg) in October 2019 with a decreased by 1% compared to the price reported in September 2019 (US\$ 137.3/kg).

**Table 5: Average price of dry opium (Chaynaki quality) at trader level (US\$/Kg)**

Dry Opium (Chaynaki quality)	Balkh		Price change (Oct-Sep) %	Hilmand		Price change (Oct-Sep) %
	Sep-19	Oct-19		Sep-19	Oct-19	
Trader price (US\$/Kg)	102	93	-9%	137.3	136.6	-1%

**Table 6: Regional average price of dry opium at farm-gate and trader level in other than USD Currency**

Region	Local currency	Price of 1 kg of Dry Opium in local currency				Change at farm-gate level (Oct-Sep) (%)	Change at trader level (Oct-Sep) (%)
		Sep-19		Oct-19			
		Farm-gate	Trader	Farm-gate	Trader		
Eastern region (Kunar, Laghman and and Nangarhar)	Pakistani Rupee	15,346	15,704	16,636	16,994	+8%	+8%
Southern region (Hilmand, Kandahar, Uruzgan and Zabul)	Pakistani Rupee	10,694	11,650	10,864	11,886	+2%	+2%
Western region (Badghis and Ghor) *	Afghani	6,262	6,716	6,715	7,168	+7%	+7%
Western region (Farah, Hirat and Nimroz) *	Imnian Tuman	1,223,283	1,265,306	1,242,816	1,284,692	+2%	+2%
North-eastern region (Badakhshan, Kunduz and Takhar)	Afghani	4,414	4,830	3,976	4,414	-10%	-9%
Northern region (Baghlan, Balkh, Faryab, Suri-Pul, Jawzjan and Samangan)	Afghani	4,721	5,129	4,455	4,847	-6%	-6%

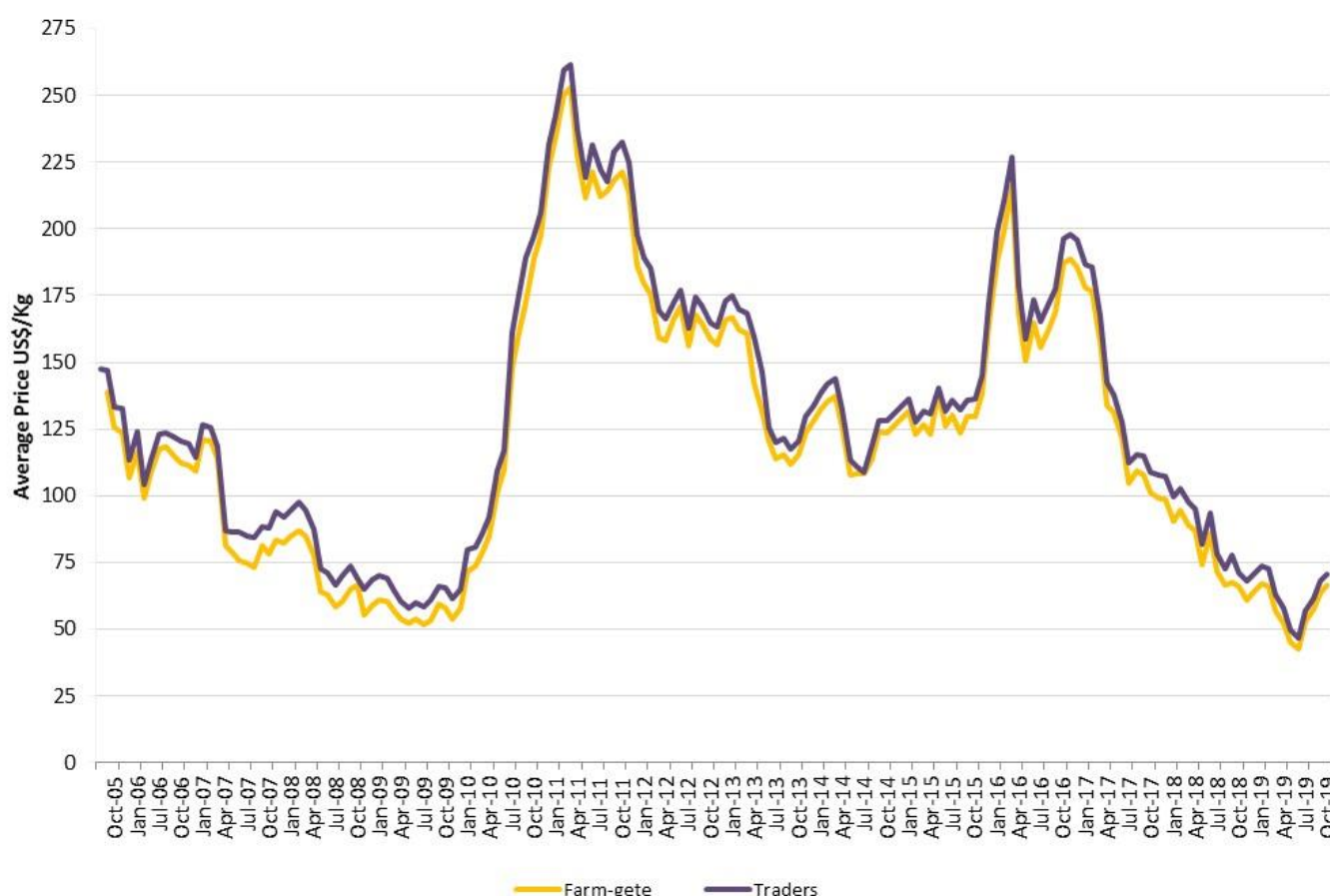
\* Western region is divided into two groups because of prices available in two currencies



### 3.3 Fresh Opium

At the end of October 2019, the national average price of fresh opium increased by **4%** from **(US\$ 64/kg)** in September 2019 to **(US\$ 66/kg)** in October 2019 at the farm-gate level. (Similarly, the national average price of fresh opium at trader level increased by **4%** from **(US\$ 68/kg)** in September 2019 to **(US\$ 71/kg)** in October 2019.

**Figure 2: National average price of fresh opium at farm-gate and trader level, US\$/kg (June 2005 to October 2019)**



**Table 7: Regional average price of fresh opium at farm-gate and trader level in other than USD currency**

Region	Local currency	Price of 1 kg of Fresh Opium in local currency				Change at farm-gate level (Oct-Sep) (%)	Change at trader level (Oct-Sep) (%)
		Sep-19		Oct-19			
		Farm-gate	Trader	Farm-gate	Trader		
Eastern region (Kunar, Laghman and Nangarhar)	Pakistani Rupee	13,524	13,882	16,279	16,637	+20%	+20%
Southern region (Hilmand, Kandahar, Uruzgan and Zabul)	Pakistani Rupee	8,698	10,037	9,143	10,279	+5%	+2%
Western region (Badghis and Ghor) *	Afghani	4,618	4,884	5,070	5,336	+10%	+9%
Western region (Farah, Hirat and Nimroz) *	Imanian Tuman	975,902	1,012,737	998,392	1,032,175	+2%	+2%
North-eastern region (Badakhshan, Kunduz and Takhar)	Afghani	3,294	3,607	2,740	3,011	-17%	-17%
Northern region (Baghlan, Balkh, Farvab, Suri-Pul, Jawzian and Samangan)	Afghani	3,938	4,353	3,688	4,113	-6%	-6%

\* Western region is divided into two groups because of prices available in two currencies.

## 4. Heroin

There are several types of heroin available in Afghanistan with different qualities. The prices of white powder (injection) in Nangarhar province, white powder (Crystal) in Kandahar and Balkh provinces, Off-white (Crystal)-100% in Badakhshan province and white powder-high quality (70-80% pure) in Hirat province are the most expensive heroin reported in Afghanistan. The cheapest heroin (US\$ 48/kg) is called as Khata - 2 reported in Nangarhar province.

**Table 8: Prices of different types of Heroin in Afghanistan (US\$/kg), October 2018 – October 2019**

Province	Types of Heroin	Oct-18	Nov-18	Dec-18	Jan-19	Feb-19	Mar-19	Apr-19	May-19	Jun-19	Jul-19	Aug-19	Sep-19	Oct-19	Change (Oct-Sep) %
Badakhshan	Chara (20%)	NA	1,408	2,267	1,504	1,203	1,217	904	751	828	897	780	1,201	1,087	-9%
	Off- white powder (Crystal) - 100%	2,203	2,011	2,533	1,605	1,603	1,600	1,303	1,126	1,112	1,309	1,114	1,502	1,449	-4%
Balkh	Best powder	3,198	2,844	3,360	2,764	2,740	2,608	2,492	2,249	2,211	1,568	1,701	1,662	1,709	+3%
	White powder (Crystal)	4,064	3,638	4,155	3,328	3,325	3,300	3,184	2,933	2,878	2,186	2,341	2,344	2,413	+3%
Hirat	Morphine	2,991	3,808	3,112	3,090	3,306	3,112	3,102	2,978	2,933	3,002	3,040	3,040	3,044	+0.2%
	White powder - high quality (70-80% pure)	3,110	3,655	3,006	2,960	3,167	2,981	2,971	2,852	2,816	2,901	2,937	2,886	2,891	+0.2%
	White powder - low quality (less than 50% pure)	1,826	2,227	1,834	1,799	1,925	1,819	1,813	1,740	1,704	1,748	1,770	1,482	1,663	+12%
Kandahar	Morphine	1,961	1,989	2,020	2,056	2,015	1,827	1,770	1,620	1,579	1,563	1,710	1,759	1,799	+2%
	Off- white powder (Batan) - high quality	1,207	1,260	1,284	1,299	1,223	1,074	991	893	878	875	1,013	1,056	1,092	+3%
	Off- white powder (Batan) - low quality	905	943	938	974	935	860	779	694	688	688	760	781	771	-1%
	White powder (Crystal)	2,413	2,431	2,417	2,453	2,374	2,221	2,124	1,984	1,910	1,875	1,994	2,034	2,056	+1%
Nangarhar	Best powder	1,123	1,144	1,096	1,112	1,117	1,091	1,077	1,003	925	947	969	997	1,009	+1%
	Chara # 1	76	71	78	79	79	78	75	68	62	65	69	73	77	+5%
	Chara # 2	52	52	54	54	58	55	53	48	43	44	44	48	48	+1%
	Khata # 1	60	54	60	61	61	57	57	51	46	48	50	54	58	+7%
	Khata # 2	51	47	53	53	54	51	50	45	41	41	43	45	48	+8%
	Off- white powder (Batan)	2,306	2,296	2,232	2,237	2,242	2,204	2,176	2,025	1,869	2,075	2,109	2,160	2,185	+1%
	White powder (Injection)	2,650	2,647	2,575	2,591	2,595	2,546	2,516	2,337	2,159	2,206	2,241	2,287	2,314	+1%
Takhar	Off- white powder (Crystal) - 60%	1,803	1,760	2,200	1,705	1,704	1,719	1,704	1,502	1,174	1,672	1,137	1,802	1,726	-4%

**Table 9: Prices of 1 kilogram of different types of Heroin in other than USD currency**

Province	Types of heroin	Local currency	Prices of 1 kg of different types of heroin in local currency		Change (Oct-Sep) %
			Sep-19	Oct-19	
Badakhshan	Chara (20%)	Afghani	93,840	85,000	-9%
	Off- white powder (Crystal) - 100%	Afghani	117,420	113,288	-4%
Balkh	Bist powder	Afghani	129,400	133,450	+3%
	White powder (Crystal)	Afghani	182,500	188,400	+3%
Hirat	Morphine	Iranian Tuman	34,744,000	34,097,000	-2%
	White powder - high quality (70-80% pure)	Iranian Tuman	32,992,000	32,378,000	-2%
	White powder - low quality (less than 50% pure)	Iranian Tuman	16,934,000	18,624,000	+10%
Kandahar	Morphine	Pakistani Rupee	275,000	280,000	+2%
	Off- white powder (Batan) - high quality	Pakistani Rupee	165,000	170,000	+3%
	Off- white powder (Batan) - low quality	Pakistani Rupee	122,000	120,000	-2%
	White powder (Crystal)	Pakistani Rupee	318,000	320,000	+1%
Nangarhar	Bist powder	Pakistani Rupee	156,000	157,000	+1%
	Chara # 1	Pakistani Rupee	11,500	12,000	+4%
	Chara # 2	Pakistani Rupee	7,500	7,500	0%
	Khata # 1	Pakistani Rupee	8,500	9,000	+6%
	Khata # 2	Pakistani Rupee	7,000	7,500	+7%
	Off- white powder (Batan)	Pakistani Rupee	338,000	340,000	+1%
	White powder (Injection)	Pakistani Rupee	358,000	360,000	+1%
Takhar	Off- white powder (Crystal) - 60%	Afghani	140,850	135,000	-4%

## 5. Synthetic Drugs

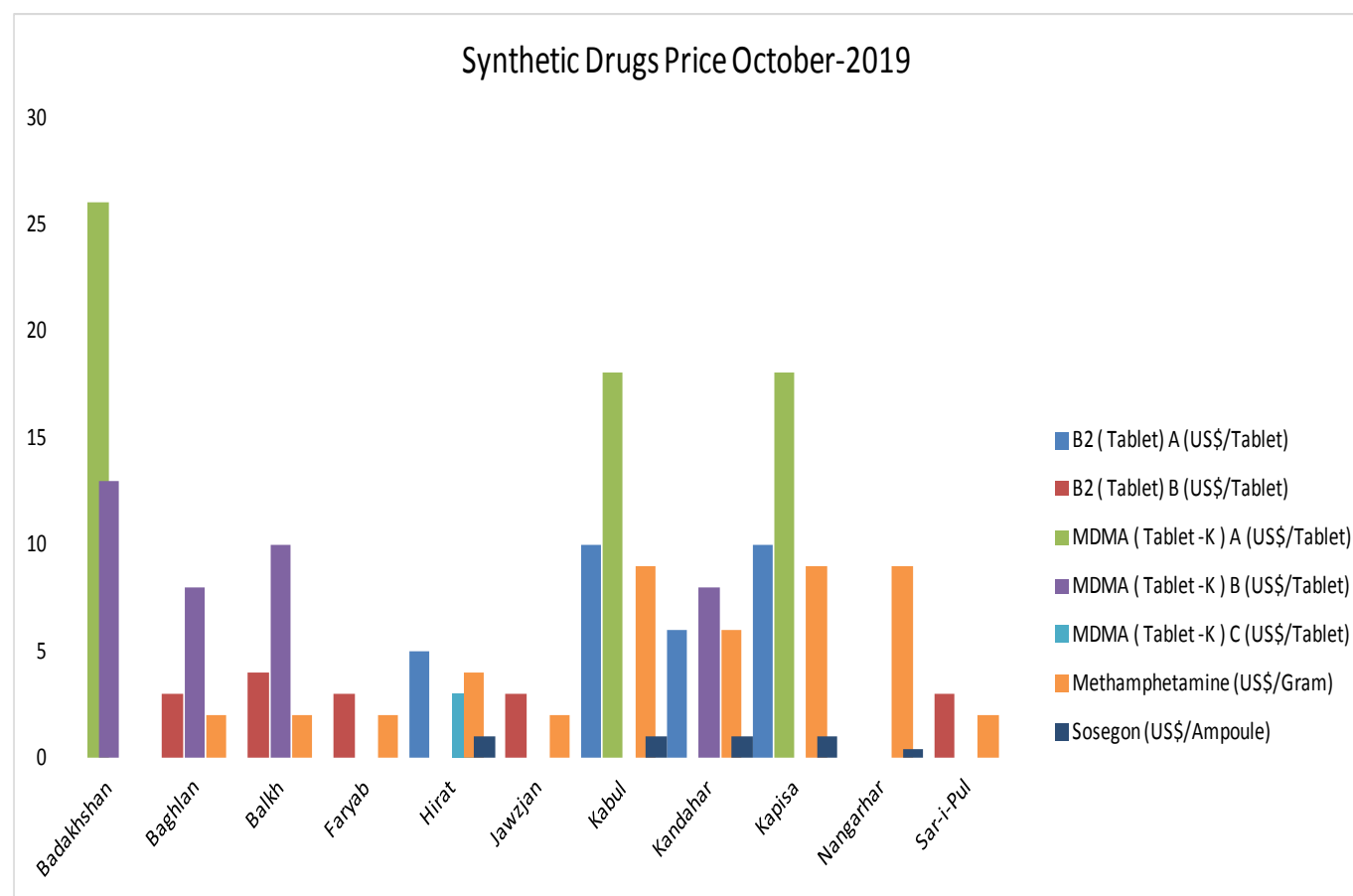
Synthetic drugs are a dangerous chemical and it has intensive effects on health, and after a long time it makes consumer addicted, and can be potentially life threatening. Primary users, of these synthetic drugs are youths in Afghanistan; because products are cheap and easily accessible to teenagers everywhere, at stores, smoke shops and party ceremonies.

Synthetic drugs, could be addictive and creates a serious threat on the health of every one in daily life. Methamphetamine, Tablet K and Sosegon are available in Afghanistan, which Methamphetamine is sold in various names in Afghanistan. And Sheesha is the common name for Methamphetamine, for details of its cheap price and accessible for youth.

**Table 10: Prices of all types of Synthetic Drugs in (US\$/UNIT)**

Province	Types of Synthetic Drugs	October-2019
Nangarhar	Methamphetamine (US\$/Gram)	9
	Sosegon (US\$/Ampoule)	0.4
Kabul	Methamphetamine (US\$/Gram)	9
	MDMA ( Tablet -K ) A (US\$/Tablet)	18
	Sosegon (US\$/Ampoule)	1
	B2 ( Tablet ) A (US\$/Tablet)	10
Kapisa	Methamphetamine (US\$/Gram)	9
	MDMA ( Tablet -K ) A (US\$/Tablet)	18
	B2 ( Tablet ) A (US\$/Tablet)	10
	Sosegon (US\$/Ampoule)	1
Balkh	Methamphetamine (US\$/Gram)	2
	MDMA ( Tablet -K ) B (US\$/Tablet)	10
	B2 ( Tablet ) B (US\$/Tablet)	4
Baghlan	Methamphetamine (US\$/Gram)	2
	MDMA ( Tablet -K ) B (US\$/Tablet)	8
	B2 ( Tablet ) B (US\$/Tablet)	3
Faryab	Methamphetamine (US\$/Gram)	2
	B2 ( Tablet ) B (US\$/Tablet)	3
Sar-i-Pul	Methamphetamine (US\$/Gram)	2
	B2 ( Tablet ) B (US\$/Tablet)	3
Jawzjan	Methamphetamine (US\$/Gram)	2
	B2 ( Tablet ) B (US\$/Tablet)	3
Kandahar	Methamphetamine (US\$/Gram)	6
	MDMA ( Tablet -K ) B (US\$/Tablet)	8
	Sosegon (US\$/Ampoule)	1
	B2 ( Tablet ) A (US\$/Tablet)	6
Hirat	Methamphetamine (US\$/Gram)	4
	MDMA ( Tablet -K ) C (US\$/Tablet)	3
	Sosegon (US\$/Ampoule)	1
	B2 ( Tablet ) A (US\$/Tablet)	5
Badakhshan	MDMA ( Tablet -K ) A (US\$/Tablet)	26
	MDMA ( Tablet -K ) B (US\$/Tablet)	13

**Figure 4: Types of Synthetic Drugs in US Dollar**



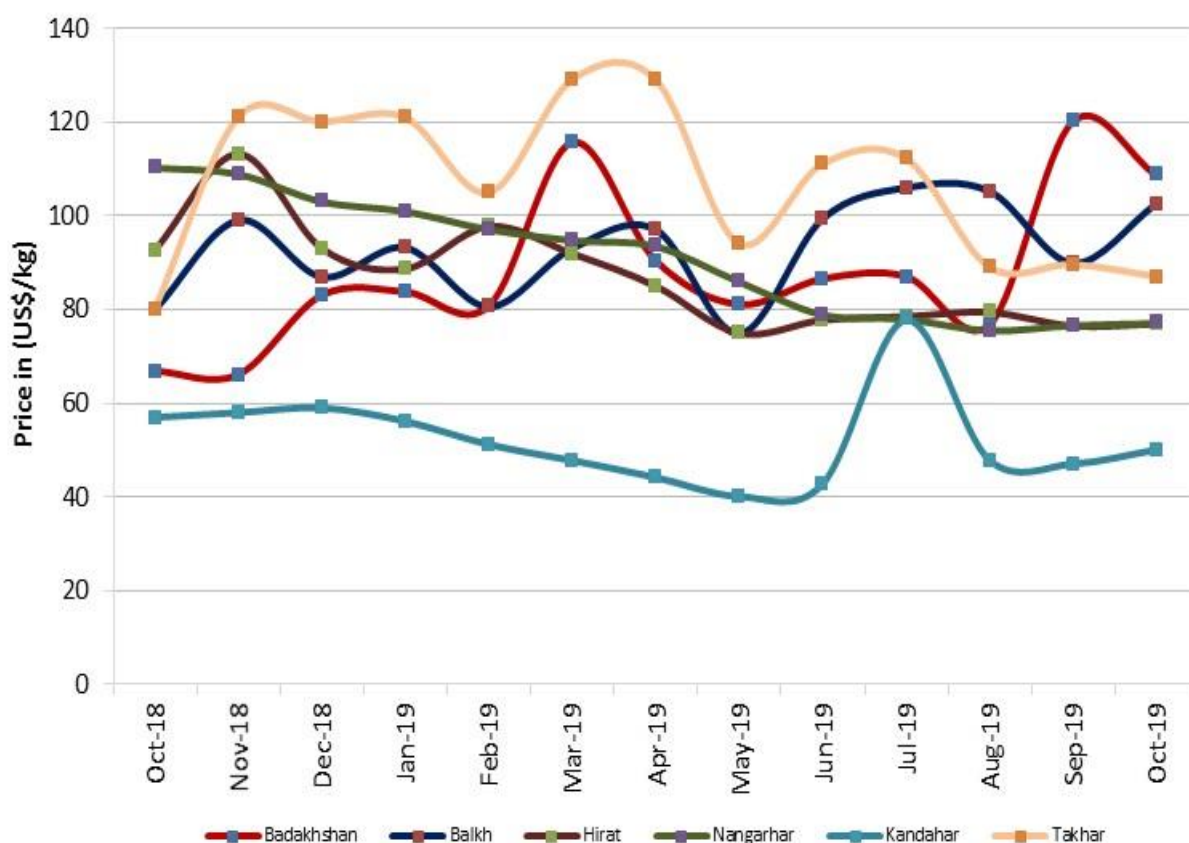
## 6. Cannabis Resin

There are mainly three types of cannabis resin available in Afghanistan namely Garda # 1, # 2 and # 3 with quality as best, moderate and fair respectively. Garda # 1 (Shirak) in Badakhshan province was the most expensive cannabis resin because of its pure quality. Earlier Garda # 1 (Jooshi) of Balkh province was most expensive and popular because of its high quality however it lost its demand due to blending with lower quality hashish.

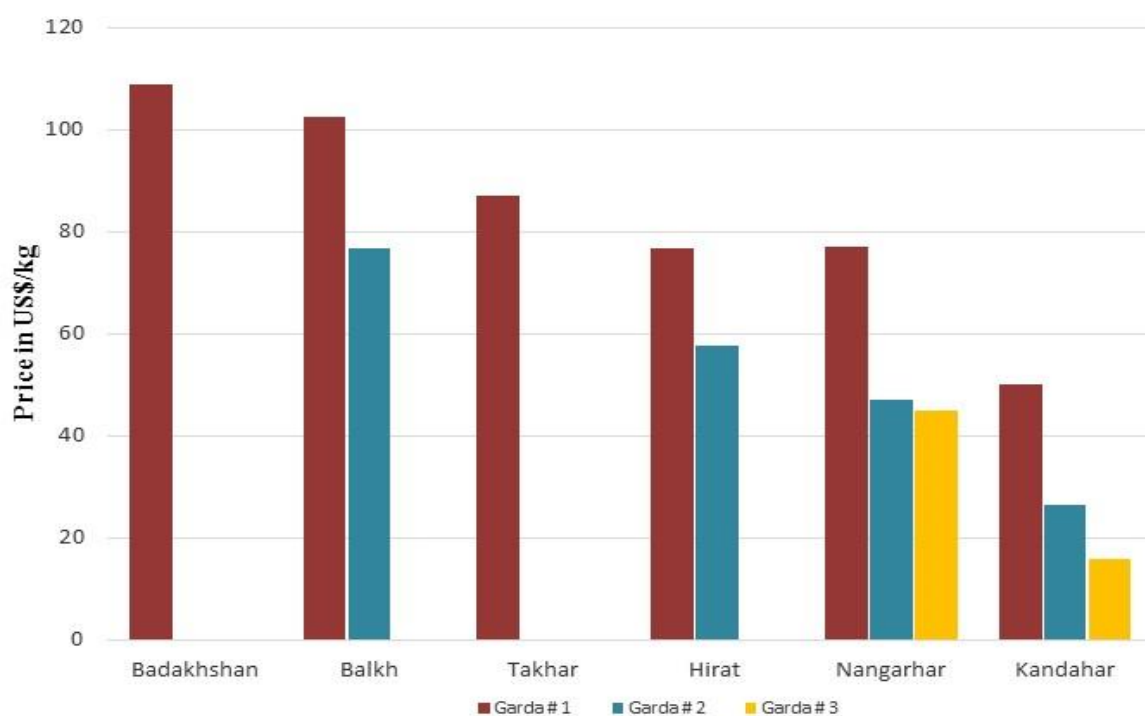
**Table 11: Prices of different types of cannabis resin in Afghanistan, (US\$/kg), October 2018 – October 2019**

Province	Types of cannabis resin	Oct-18	Nov-18	Dec-18	Jan-19	Feb-19	Mar-19	Apr-19	May-19	Jun-19	Jul-19	Aug-19	Sep-19	Oct-19	Chang (Oct-Sep) %
Badakhshan	Garda # 1 (Shirak)	67	66	83	84	81	116	90	81	86	87	77	120	109	-10%
Balkh	Garda # 1 (Jooshi)	80	99	87	93	81	93	97	75	99	106	105	90	102	+14%
	Garda # 2 (Morchajosh)	57	73	67	67	54	60	65	56	72	81	77	58	77	+33%
Hirat	Garda # 1	93	113	93	89	98	93	85	75	78	79	79	77	77	0%
	Garda # 2	66	81	65	65	67	60	56	50	49	51	51	55	58	+5%
Kandahar	Garda # 1	57	58	59	56	51	48	44	40	43	44	48	47	50	+7%
	Garda # 2	35	33	34	32	29	25	22	19	21	24	26	25	26	+6%
	Garda # 3	20	17	18	15	14	13	9	8.8	11	13	14.1	14	16	+11%
Nangarhar	Garda # 1	110	109	103	101	97	95	94	86	79	78	76	77	77	+1%
	Garda # 2	75	73	68	66	65	64	62	57	52	50	50	48	47	-2%
	Garda # 3	60	58	54	53	52	50	50	46	43	44	44	45	45	+1%
Takhar	Garda # 1 (Shirak)	80	121	120	121	105	129	129	94	111	112	89	90	87	-3%

**Figure 3: Average price of cannabis resin (Garda # 1, best quality) in US\$/kg, October 2018–October 2019**



**Figure 4: Prices of different types of cannabis resin in Afghanistan, (US\$/kg), October 2019**



**Table 12: Prices of 1 kilogram of different types of cannabis resin in local currency, September 2019 – October 2019**

Province	Types of cannabis resin	Local currency	Prices of 1 kg of different types of cannabis resin in local currency		Change (Oct-Sep) %
			Sep-19	Oct-19	
Badakhshan	Garda # 1 (Shirak)	Afghani	9390	8500	-9%
Balkh	Garda # 1 (Jooshi)	Afghani	7,000	8,000	+14%
	Garda # 2 (Morchajosh)	Afghani	4,500	6,000	+33%
Hirat	Garda # 1	Iranian Tuman	875,000	859,000	-2%
	Garda # 2	Iranian Tuman	627,000	644,000	+3%
Kandahar	Garda # 1	Pakistani Rupee	7,333	7,778	+6%
	Garda # 2	Pakistani Rupee	3,889	4,111	+6%
	Garda # 3	Pakistani Rupee	2,222	2,444	+10%
Nangarhar	Garda # 1	Pakistani Rupee	12,000	12,000	0%
	Garda # 2	Pakistani Rupee	7,500	7,300	-3%
	Garda # 3	Pakistani Rupee	7,000	7,000	0%
Takhar	Garda # 1 (Shirak)	Afghani	7,000	6,800	-3%

## 7. Seeds: Cannabis and Poppy

Prices of cannabis and poppy seeds collected from eighteen provinces of Afghanistan are tabulated below.

**Table 13: Prices of cannabis and poppy seeds in other than USD currency, September 2019 – October 2019**

Province	Types of seed	Local currency	Prices of 1 kg of cannabis seed and poppy seed in local currency		Change (Oct-Sep) (%)
			Sep-19	Oct-19	
Badakhshan	Poppy seed	Afghani	50	45	-10%
	Cannabis seed	Afghani	40	38	-5%
Baghlan	Poppy seed	Afghani	100	115	+15%
	Cannabis seed	Afghani	10	15	+50%
Balkh	Poppy seed	Afghani	90	100	+11%
	Cannabis seed	Afghani	12	18	+50%
Farah	Poppy seed	Afghani	50	50	0%
	Cannabis seed	Afghani	70	70	0%
Faryab	Poppy seed	Afghani	140	150	+7%
	Cannabis seed	Afghani	15	20	+33%
Hilmand	Poppy seed	Afghani	69	71	+3%
	Cannabis seed	Afghani	67	67	0%
Hirat	Poppy seed	Afghani	75	75	0%
	Cannabis seed	Afghani	63	63	0%
Kabul	Poppy seed	Afghani	30	35	+17%
Kandahar	Poppy seed	Afghani	71	73	+3%
	Cannabis seed	Afghani	67	67	0%
Kapisa	Poppy seed	Afghani	30	35	+17%
Kunar	Poppy seed	Pakistani Rupee	63	72	+14%
Laghman	Poppy seed	Pakistani Rupee	65	75	+15%
Logar	Cannabis seed	Afghani	20	25	+25%
Nangarhar	Poppy seed	Pakistani Rupee	70	80	+14%
	Cannabis seed	Pakistani Rupee	20	25	+25%
Paktya	Cannabis seed	Afghani	20	25	+25%
Takhar	Poppy seed	Afghani	55	50	-9%
	Cannabis seed	Afghani	50	48	-4%
Uruzgan	Poppy seed	Afghani	89	89	0%
	Cannabis seed	Afghani	67	67	0%
Zabul	Poppy seed	Afghani	71	73	+3%
	Cannabis seed	Afghani	67	69	+3%

**Table 14: Prices of cannabis and poppy seeds in Afghanistan, (US\$/kg), October 2018 – October 2019**

Types of seeds	Oct-18	Nov-18	Dec-18	Jan-19	Feb-19	Mar-19	Apr-19	May-19	Jun-19	Jul-19	Aug-19	Sep-19	Oct-19	Increase/Decrease (%)
Cannabis seed	0.63	0.65	0.64	0.63	0.62	0.60	0.58	0.56	0.52	0.542	0.542	0.572	0.590	+3%
Poppy seed	1.05	1.07	1.05	1.04	1.02	0.97	0.93	0.82	0.79	0.746	0.710	0.7536	0.8006	+6%

## 8. Prices of heroin, opium and hashish at consumer level

The consumer prices of heroin, opium and hashish collected from different regions of Afghanistan are as below. The quality of product varies widely in different regions.

**Figure 5: Regional average prices of heroin, opium and hashish at consumer level in (US\$/Kg), October 2019**



**Table 15: Average prices of heroin, opium and hashish at consumer level in Afghanistan, (US\$/kg), October 2018 – October 2019**

Types of drug	Average prices in (US\$/kg)													Change (Oct-Sep) (%)
	Oct-18	Nov-18	Dec-18	Jan-19	Feb-19	Mar-19	Apr-19	May-19	Jun-19	Jul-19	Aug-19	Sep-19	Oct-19	
Heroin	4,129	4,162	4,426	4,205	4,161	3,286	3,741	3,636	3,711	3,316	3,557	3,739	3,686	-1%
Opium	206	211	233	206	210	191	202	188	172	175	187	222	236	+6%
Hashish	149	211	150	144	148	143	164	138	144	147	145	145	130	-11%

## 9. Price of Acetic Anhydride

**Table 16: Average price of acetic anhydride in Afghanistan, (US\$/Lit) October 2018 – October 2019**

Variety of Acetic Anhydride	Oct-18	Nov-18	Dec-18	Jan-19	Feb-19	Mar-19	Apr-19	May-19	Jun-19	Jul-19	Aug-19	Sep-19	Oct-19	Increase/Decrease (%)
Acetic Anhydride - A*	375	351	349	343	342	306	295	300	261	255	266	306	321	+5%
Acetic Anhydride - B*	143	142	137	141	140	139	138	127	117	125	126	128	129	+1%
Acetic Anhydride - C*	120	123	123	125	125	121	118	110	102	106	110	115	119	+3%
Acetic Anhydride - D*	128	131	128	128	123	111	103	96	92	90	92	99	97	-2%
Acetic Anhydride - E*	124	124	123	125	122	116	110	104	101	87	106	106	108	+2%
Acetic Anhydride - F*	167	126	139	137	140	129	107	134	98	89	104	138	170	+24%



## 10. Licit Crops

Prices of wheat, cotton, saffron, rice (imported) and rice (local) collected in six provinces of Afghanistan are shown in below table.

**Table 17: Prices of wheat, cotton, saffron, imported and local rice in Afghanistan in local currency, October 2019**

Province	Types of crops	Price/Kg in Pakistani Rupee (PRs)	Price/Kg in Afghani (AFs)	Price/Kg in (US\$)
Badakhshan	Wheat	-	20	0.3
Badakhshan	Rice Imported	-	85	1.1
Badakhshan	Rice Local	-	48	0.6
Balkh	Wheat	-	20	0.3
Balkh	Cotton	-	62	0.8
Balkh	Rice Imported	-	90	1.2
Balkh	Rice Local	-	56	0.7
Hirat	Wheat	-	22	0.3
Hirat	Cotton	-	95	1.2
Hirat	Saffron	-	55,000	705
Hirat	Rice Imported	-	78	1.0
Hirat	Rice Local	-	80	1.0
Kandahar	Wheat	55	-	0.4
Kandahar	Cotton	230	-	1.5
Kandahar	Rice Imported	120	-	0.8
Nangarhar	Wheat	45	-	0.3
Nangarhar	Cotton	193	-	1.2
Nangarhar	Rice Imported	177	-	1.1
Nangarhar	Rice Local	53	-	0.3
Takhar	Wheat	-	20	0.3
Takhar	Rice Imported	-	80	1.0
Takhar	Rice Local	-	15	0.2

**Table 18: Average prices of wheat, cotton, saffron, imported and local rice in Afghanistan, (US\$/kg), October 2018 – October 2019**

Types of crops	Oct-18	Nov-18	Dec-18	Jan-19	Feb-19	Mar-19	Apr-19	May-19	Jun-19	Jul-19	Aug-19	Sep-19	Oct-19	Increase/Decrease (%)
Wheat	0.30	0.31	0.30	0.30	0.31	0.29	0.30	0.28	0.26	0.27	0.27	0.28	0.28	+1%
Cotton	1.28	1.30	1.25	1.23	1.28	1.25	1.25	1.19	1.12	1.14	1.09	1.11	1.18	+7%
Saffron	730	663	642	693	739	757	777	814	871	846	832	870	705	-19%
Rice (Imported)	1.16	1.19	1.13	1.08	1.07	1.12	1.11	1.08	1.04	1.09	1.09	1.05	1.03	-2%
Rice (Local)	0.73	0.78	0.71	0.68	0.68	0.74	0.69	0.70	0.69	0.71	0.74	0.69	0.58	-17%

## 11. Methodology

- ❖ Prices are collected in the last week of every month from around twenty farmers and equal numbers of traders by NSAD Survey coordinators generally from different farmers and traders each month. The price data collection is sourced from a few known farmers and traders as well.
- ❖ Opium prices are collected from 21 out of 34 provinces namely Badakhshan, Baghlan, Badghis, Balkh, Farah, Faryab, Ghor, Hilmand, Hirat, Kandahar, Kunar, Kunduz, Laghman, Nangarhar, Nimroz, Uruzgan, Takhar, Sur-Pul, Samangan, Jawzjan and Zabul. The prices of dry and fresh opium are collected from farmers (at farm-gate level) and traders (at trader level).
- ❖ Different varieties of heroin, morphine and cannabis resin prices are collected from six provinces of Afghanistan namely Badakhshan, Balkh, Hirat, Nangarhar, Kandahar and Takhar.
- ❖ Prices of some licit crops such as wheat, saffron, imported and local rice is also collected from six provinces of Afghanistan and included in this report.
- ❖ Prices of poppy seeds, cannabis seeds and acetic anhydride are included in the report as well.
- ❖ The prices are also presented in local currency for convenience of certain analysis; however, the national average prices are presented in USD. At the regional level, average prices are reflected in local currency with exception of the Western region since prices are reported in two different currencies.
- ❖ Prices are reported in different currencies in different regions. The prices in Eastern region (Kunar, Laghman and Nangarhar) and Southern region (Kandahar, Hilmand, Uruzgan and Zabul) are reported in Pakistani rupees. In Northern (Balkh, Baghlan, Farayb, Sur-Pul, Samangan and Jawzjan) and North-eastern (Badakhshan, Kunduz and Takhar) regions, the prices are reported in Afghani. However, prices are reported in two different currencies namely Afghani and Iranian Tuman in Western (Hirat, Nimroz, Farah, Badghis and Ghor) region. The prices are converted in US\$ using the exchange rate from (oanda.com) site considering the rates on the same date the observation is made.

**Table 19: Number of observations of dry and fresh opium prices**

	Number of observations (n)		Number of provinces price collected
	Farm-gate price	Trader price	
<b>Dry Opium</b>	203	203	21
<b>Fresh Opium</b>	207	207	21