



**Islamic Republic of Afghanistan
Ministry of Counter Narcotics
Narcotics Survey Directorate**



**UNODC
United Nations Office on
Drugs and Crime**

October 2017

Afghanistan Drug Price Monitoring Monthly Report



**Ministry of Counter Narcotics, Islamic Republic of Afghanistan, Kabul
And
United Nations Office on Drugs and Crime, Kabul**

ACKNOWLEDGEMENTS

The following organizations and individuals contributed to the drug price data collection, analysis and preparation of this report:

Ministry of Counter-Narcotics

Prof. Salamat Azimi (Minister), Dr. Javid Ahmad Qaem (Deputy Minister Policy and coordination), Sayed Faisal Hosainy (Deputy Minister Admin and Finance), Sayed Najibullah Ahmadi (Director of Narcotics Survey Directorate), Saraj Ahmad Yousufzai (Deputy Director of Narcotics Survey Directorate), Nasir Ahmad Karimi (Deputy Director of Narcotics Survey Directorate), Mohammad Ajmal Sultani (Statistical Data Analyst), Mohammad Hakim Hayat (GIS & Remote sensing analyst), Ahmad Shabir Tayeeb (GIS & Remote Sensing Analyst), Sayed Shahenshah Sadat (Quality Control and Digit Specialist), Ahmad Mustafa Safi (Database Analysis & Statistics Member), Najeem Alcozai (Database Analysis & Statistics Member), Karimdad Qadari (Database Analysis & Statistics Member), and Salma Rezayee (Admin Officer).

Survey Coordinators

Mohammad Yonus Haqdost (Central Region), Mohammed Ishaq Anderabi (North-Eastern Region), Abdul Latif Ehsan (Western Region), Fida Mohammad (Northern Region), Khalil Ahmad (Southern Region) and Abdullah Dawodkhel (Eastern Region).

United Nations Office on Drugs and Crime

Devashish Dhar (International Project Coordinator) Abdul Manan Ahmadzai (Senior Survey Officer), Noor Mohammad Sadiq (Senior Database Developer), Ahmad Jawid Ghiasee and Sayed Mehdi Sadat (Remote sensing analysts), Ziaulhaq Sidiqi (GIS Associate).

Survey Coordinators

Rahimullah Omar (Central Region), Mazullah Ahmadzai (North and north-eastern regions)

Abbreviations

MCN: Ministry of Counter Narcotics

UNODC: United Nations Office on Drugs and Crime

CONTENTS:

1	KEY FINDINGS:	4
	1.1 Trends of drug prices	4
2	INTRODUCTION:	5
3	OPIUM:	6
	3.1. Dry opium	6
	3.1.1 Dry Opium (Chaynaki Quality)	8
3.2	FRESH OPIUM:	9
4	HEROIN:	10
5	CANNABIS RESIN:	11
6	SEEDS: CANNABIS AND POPPY	13
7	PRICES OF HEROIN, OPIUM AND HASHISH AT CONSUMER LEVEL:...	14
8	PRICE OF ACETIC ANHYDRIDE	14
9	LICIT CROPS:	15
10	METHODOLOGY:	16

1 KEY FINDINGS:

1.1 Trends of drug prices.

	By Month			By Year		
	September_2017	October_2017	Change %	October_2016	October_2017	Change %
Dry opium Farm-gate price (US\$/Kg)	133	127	-5%	198	127	-36%
Dry opium Trader price (US\$/Kg)	140	134	-4%	207	134	-35%
Fresh Opium Farm-gate price (US\$/Kg)	108	101	-6%	187	101	-46%
Fresh Opium Trader price (US\$/Kg)	115	108	-6%	196	108	-45%
Heroin High Quality	3,300	3,497	+6%	3,525	3,497	-1%
Heroin Medium Quality	2,264	2,239	-1%	2,528	2,239	-11%

2 INTRODUCTION:

The Afghanistan Drug Price monitoring is implemented by the Ministry of Counter Narcotics (MCN) of Afghanistan in collaboration with the United Nations Office on Drugs and Crime (UNODC) on a monthly basis. The monitoring of drug prices is carried out in selected provinces of Afghanistan since 1994 (18 provinces as of September 2011). The results provide a detailed picture of the prices of opiates.

The price of the opiates contributes towards understanding the opiate economy in Afghanistan and published in the Afghanistan opium survey reports annually.

The price monitoring includes major licit crops and precursor-chemicals. Fresh attempts are made to include the prices of syntactic drugs as well.

3 OPIUM:

3.1. Dry opium

Farm-gate price:

The national average price for one kilogram of dry opium in Afghanistan at the farm-gate level was **US\$ 127/kg** at the end of October 2017 which is 5% lower compared to price reported in September 2017 (**US\$ 133/kg**). The average dry opium price at the farm-gate level in October 2017 is 36% lower than the price reported in October 2016 which was US\$ 198/kg.

Figure 1: National average price of dry opium at farm-gate level from (June 2004 to October 2017)



Table 1: Regional average farm-gate price of dry opium US\$/Kg (September 2017 to October 2017)

Region	Price of Dry Opium (US\$/Kg)		Price change (%)
	Sep-17	Oct-17	
Eastern region (Kunar, Laghman, Nangarhar)	155	144	-7%
Southern region (Hilmand, Kandahar, Uruzgan, Zabul)	117	114	-3%
Western region (Badghis, Farah, Ghor, Hirat, Nimroz)	212	197	-7%
North-eastern region (Badakhshan, Kunduz, Takhar)	70	73	+4%
Northern region (Baghlan, Balkh, Faryab, Sur-Pul, Jawzjan, Samangan)	77	73	-5%
Average	133	127	-5%

Trader price:

The national average dry opium price collected from traders was **US\$ 134/kg** at the end of October 2017 showing **4%** decrease compared to the price reported last month (September 2017) (**US\$ 140/kg**). The average dry opium price at trader level in October 2017 is **35%** lower than the price reported last year (October 2016) which was **US\$ 207/kg**.

Dry opium price collected from traders has increased by 3% in North-eastern region. Price has decreased by 7%, 7%, 5% and 3% in Eastern, Western, Northern and Southern regions respectively.

Table 2: National average price of dry opium at Trader level US\$/kg (October 2016 to October 2017)

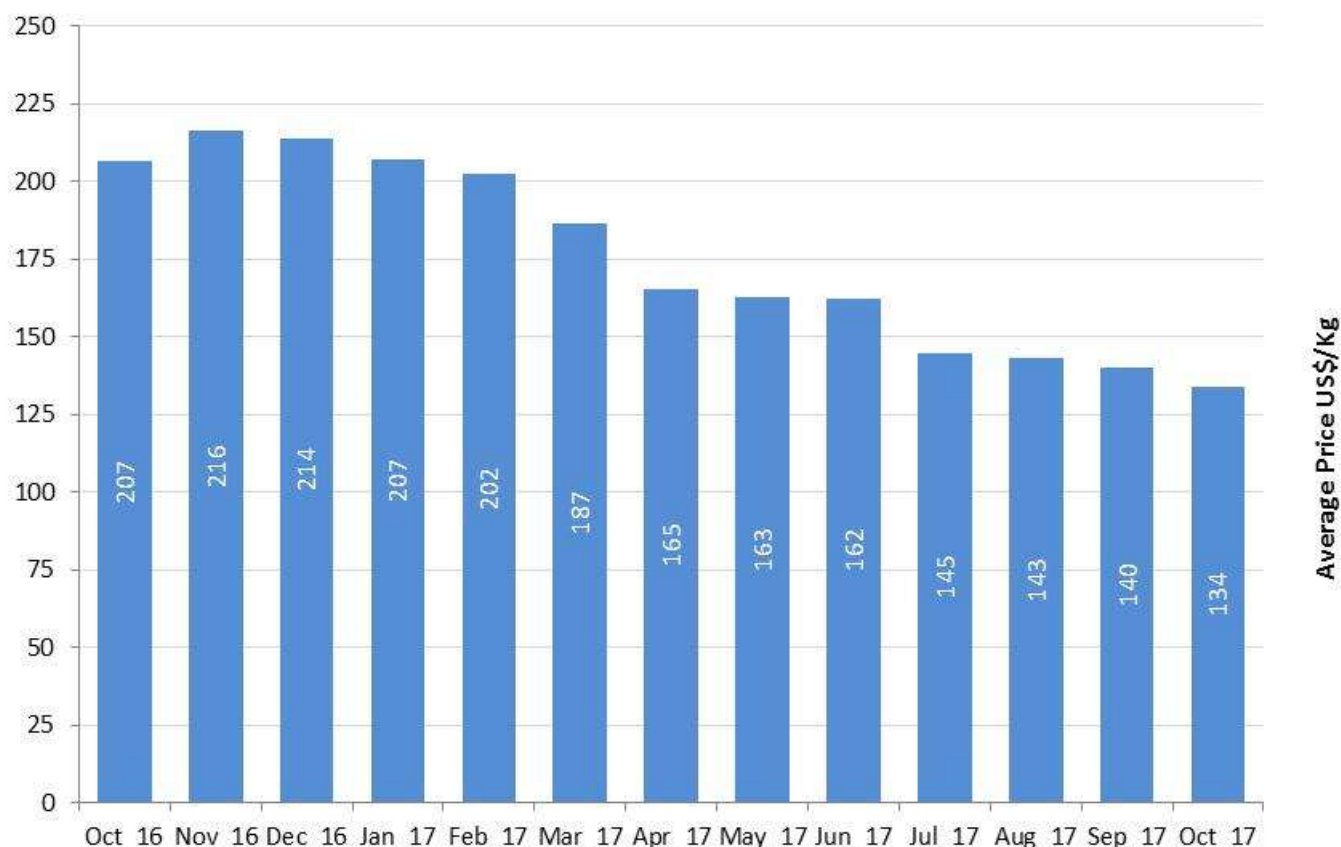


Figure 2: Regional average price of dry opium from traders US\$/Kg (September 2017 to October 2017)

Region	Price of Dry Opium (US\$/Kg)		Price change (%)
	Sep-17	Oct-17	
Eastern region (Kunar, Laghman, Nangarhar)	158	147	-7%
Southern region (Hilmand, Kandahar, Uruzgan, Zabul)	126	122	-3%
Western region (Badghis, Farah, Ghor, Hirat, Nimroz)	227	211	-7%
North-eastern region (Badakhshan, Kunduz, Takhar)	80	82	+3%
Northern region (Baghlan, Balkh, Faryab, Sur-Pul, Jawzjan, Samangan)	83	79	-5%
Average	140	134	-4%

3.1.1 Dry Opium (Chaynaki Quality)

Farm-gate price:

Price of opium (dry) was not found to be varying with quality in different regions. In Balkh and Hilmand provinces another quality of dry opium by the name of *Chaynaki* is available at farm-gate and trader level. The *Chaynaki* quality of dry opium is more air dried than other varieties. The average price of 1 kilogram of *Chaynaki* dry opium at farm-gate level in Balkh province is **US\$ 112/kg** in October 2017 showing a decrease of 1% compared to the price reported in September 2017 (**US\$ 114**). The average price of 1 kilogram of *Chaynaki* dry opium at farm-gate level in Hilmand province is **US\$ 264/kg** in October 2017 with a decreased by 7% compared to the price reported in September 2017 (**US\$ 284**).

Table 3: Average price of dry opium (Chaynaki quality) at farm-gate level (US\$/Kg)

Dry Opium (Chaynaki quality)	Balkh		Price change (Oct-Sep) %	Hilmand		Price change (Oct-Sep) %
	Sep-17	Oct-17		Sep-17	Oct-17	
<i>Farm-gate price (US\$/Kg)</i>	114	112	-1%	284	264	-7%

Trader price:

In Balkh province, the average price of 1 kilogram of *Chaynaki* dry opium at trader level is **US\$ 118/kg** in October 2017 showing a decrease of 1% compared to the price reported in September 2017 (**US\$ 120/kg**). In Hilmand province, the average price of 1 kilogram of *Chaynaki* dry opium at trader level is **US\$ 274/kg** in October 2017 with a decreased by 8% compared to the price reported in September 2017 (**US\$ 296**).

Table 4: Average price of dry opium (Chaynaki quality) at trader level (US\$/Kg)

Dry Opium (Chaynaki quality)	Balkh		Price change (Oct-Sep) %	Hilmand		Price change (Oct-Sep) %
	Sep-17	Oct-17		Sep-17	Oct-17	
<i>Trader price (US\$/Kg)</i>	120	118	-1%	296	274	-8%

Table 5: Regional average price of dry opium at farm-gate and trader level in other than USD Currency.

Region	Local currency	Price of 1 kg of Dry Opium in local currency				Change at farmer-gate level (Oct- Sep) (%)	Change at trader level (Oct-Sep) (%)
		Sep-17		Oct-17			
		Farm-gate	Trader	Farm-gate	Trader		
Eastern region (Kunar, Laghman, Nangarhar)	Pakistani Rupee	16,182	16,524	14,811	15,153	-8%	-8%
Southern region (Hilmand, Kandahar, Uruzgan, Zabul)	Pakistani Rupee	12,277	13,156	11,941	12,789	-3%	-3%
Western region (Badghis, Ghor) *	Afghani	11,300	12,421	9,905	11,026	-12%	-11%
Western region (Farah, Hirat, Nimroz) *	Iranian Tuman	812,467	853,644	800,133	841,311	-2%	-1%
North-eastern region (Badakhshan, Kunduz, Takhar)	Afghani	4,745	5,431	4,966	5,595	+5%	+3%
Northern region (Baghlan, Balkh, Farvab, Suri-Pul, Jawzjan Samangan)	Afghani	5,158	5,597	4,904	5,329	-5%	-5%

* Western region is divided into two groups because of prices available in two currencies

3.2 FRESH OPIUM:

At the end of October 2017, the national average price of fresh opium decreased by **6%** from **US\$ 108/kg** in September 2017 to **US\$ 101/kg in October 2017** at the farm-gate level. (Similarly, the national average price of fresh opium at trader level increased by **6%** from **US\$ 115/kg** in September 2017 to **US\$ 108/kg** in October 2017)

Figure 3: National average price of fresh opium at farm-gate and trader level, US\$/kg (Jun 2005 to October 2017)

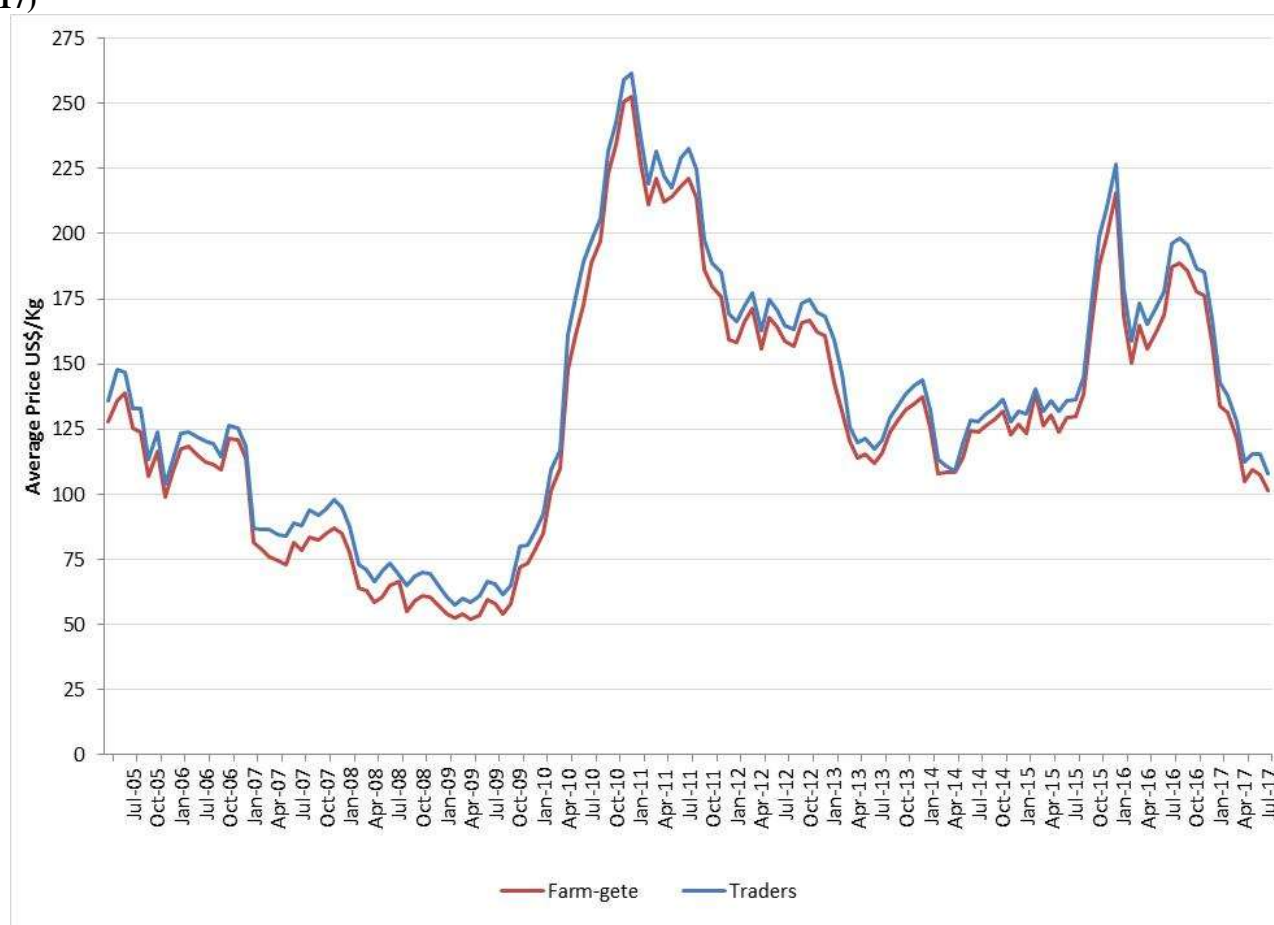


Table 6: Regional average price of fresh opium at farm-gate and trader level in other than USD currency.

Region	Local currency	Price of 1 kg of Fresh Opium in local currency				Change at farm-gate level (Oct-Sep) (%)	Change at trader level (Oct-Sep) (%)
		Sep-17		Oct-17			
		Farm-gate	Trader	Farm-gate	Trader		
Eastern region (Kunar, Laghman, Nangarhar)	Pakistani Rupee	13,827	14,178	12,996	13,345	-6%	-6%
Southern region (Hilmand, Kandahar, Uruzgan, Zabul)	Pakistani Rupee	10,944	11,823	10,455	11,378	-4%	-4%
Western region (Badghis, Ghor) *	Afghani	8,658	9,421	7,263	8,026	-16%	-15%
Western region (Farah, Hirat, Nimroz) *	Iranian Tuman	549,389	590,278	541,722	577,944	-1%	-2%
North-eastern region (Badakhshan, Kunduz, Takhar)	Afghani	4,159	4,987	4,159	4,987	0%	0%
Northern region (Baghlan, Balkh, Farvab, Suri-Pul, Jawzian Samangan)	Afghani	4,480	4,888	4,093	4,477	-9%	-8%

* Western region is divided into two groups because of prices available in two currencies.

HEROIN:

There are several types of heroin available in Afghanistan with different quality. The prices of White powder (injection) in Nangarhar province, White powder (Crystal) in Kandahar and Balkh provinces, Off-white (Crystal)-100% in Badakhshan province and White powder-high quality (70-80% pure) in Hirat province are the most expensive heroin reported in Afghanistan. The cheapest heroin (US\$ 62/kg) is called as Khata # 2 reported in Nangarhar province.

Table 7: Prices of different types of Heroin in Afghanistan (US\$/kg), October 2016 – October 2017

Province	Types of Heroin	Oct-16	Nov-16	Dec-16	Jan-17	Feb-17	Mar-17	Apr-17	May-17	Jun-17	Jul-17	Aug-17	Sep-17	Oct-17	Change (Oct-Sep) %
Badakhshan	Chara (20%)	1,601	1,139	1,146	1,095	1,507	1,425	1,204	1,172	1,011	1,013	1,008	1,007	1,513	+50%
	Off- white powder (Crystal) - 100%	2,948	2,675	2,691	2,595	3,013	2,951	2,808	3,606	2,730	3,038	3,023	3,022	3,984	+32%
Balkh	Best powder	3,672	3,649	3,592	3,515	3,448	3,382	3,257	3,111	3,160	3,017	3,128	3,177	3,128	-2%
	White powder (Crystal)	4,160	4,144	4,092	4,026	3,958	3,939	3,850	3,786	3,858	3,753	3,948	4,019	3,984	-1%
Hirat	Morphine	4,203	3,968	4,306	4,017	3,981	3,948	3,978	3,870	4,007	3,860	3,933	3,834	3,912	+2%
	White powder - high quality (70-80% pure)	4,569	4,205	4,502	4,234	4,167	4,102	4,317	4,026	4,793	4,148	4,032	3,980	4,049	+2%
	White powder - low quality (less than 50% pure)	2,559	2,724	2,935	2,763	2,731	2,684	2,596	2,655	2,651	2,449	2,623	2,570	2,027	-21%
Kandahar	Morphine	2,109	2,200	2,082	2,130	2,102	2,786	2,717	2,783	2,795	2,646	2,584	2,558	2,587	+1%
	Off- white powder (Batan) - high quality	1,693	1,785	1,694	1,743	1,736	1,556	1,553	1,643	1,706	1,636	1,579	1,563	1,569	+0.4%
	Off- white powder (Batan) - low quality	1,239	1,331	1,307	1,356	1,350	1,153	1,116	1,159	1,205	1,155	1,053	1,023	1,046	+2%
	White powder (Crystal)	3,193	3,473	3,340	3,389	3,423	3,170	3,106	3,188	3,229	3,127	3,063	2,884	2,929	+2%
Nangarhar	Best powder	1,616	1,624	1,605	1,616	1,601	1,594	1,566	1,546	1,565	1,568	1,520	1,512	1,474	-3%
	Chara # 1	135	143	134	139	130	126	121	116	116	120	114	105	95	-10%
	Chara # 2	77	76	76	76	72	68	68	68	72	77	76	72	67	-7%
	Khata # 1	106	105	96	99	94	92	87	92	92	91	86	77	71	-7%
	Khata # 2	68	67	67	67	63	61	58	58	63	67	67	64	62	-4%
	Off- white powder (Batan)	3,115	3,114	3,096	3,103	3,124	3,110	3,094	3,053	3,073	3,069	3,012	3,005	2,957	-2%
	White powder (Injection)	3,647	3,629	3,583	3,586	3,597	3,573	3,577	3,527	3,537	3,541	3,468	3,474	3,414	-2%
	Off- white powder (Crystal) - 60%	2,632	2,477	2,275	2,190	2,712	2,544	2,457	2,855	2,427	2,431	2,419	2,418	2,622	+8%

Table 8: Prices of 1 kilogram of different types of Heroin in other than USD currency

Province	Types of heroin	Local currency	Prices of 1 kg of different types of heroin in local currency		Change (Oct-Sep) %
			Sep-17	Oct-17	
Badakhshan	Chara (20%)	Afghani	68,500	102,525	+50%
	Off- white powder (Crystal) - 100%	Afghani	205,500	270,000	+31%
Balkh	Bist powder	Afghani	215,000	212,000	-1%
	White powder (Crystal)	Afghani	272,000	270,000	-1%
Hirat	Morphine	Iranian Tuman	12,709,000	13,410,000	+6%
	White powder - high quality (70-80% pure)	Iranian Tuman	13,195,000	13,880,000	+5%
	White powder - low quality (less than 50% pure)	Iranian Tuman	8,519,000	6,949,000	-18%
Kandahar	Morphine	Pakistani Rupee	275,000	272,000	+1%
	Off- white powder (Batan) - high quality	Pakistani Rupee	168,000	165,000	+2%
	Off- white powder (Batan) - low quality	Pakistani Rupee	110,000	110,000	0%
	White powder (Crystal)	Pakistani Rupee	310,000	308,000	-1%
Nangarhar	Bist powder	Pakistani Rupee	158,000	155,000	-2%
	Chara # 1	Pakistani Rupee	11,000	10,000	-9%
	Chara # 2	Pakistani Rupee	7,500	7,000	-7%
	Khata # 1	Pakistani Rupee	8,000	7,500	-6%
	Khata # 2	Pakistani Rupee	6,700	6,500	-3%
	Off- white powder (Batan)	Pakistani Rupee	314,000	311,000	-1%
	White powder (Injection)	Pakistani Rupee	363,000	359,000	-1%
Takhar	Off- white powder (Crystal) - 60%	Afghani	164,400	177,710	+8%

CANNABIS RESIN:

There are mainly three types of cannabis resin available in Afghanistan namely Garda # 1, # 2 and # 3 with quality as best, moderate and fair respectively. Garda # 1 (Shirak) in Badakhshan province was the most expensive cannabis resin because of its pure quality. Earlier Garda # 1 (Jooshi) of Balkh province was most expensive and popular because of its high quality however it lost its demand due to blending with lower quality hashish.

Table 9: Prices of different types of cannabis resin in Afghanistan, (US\$/kg), October 2016 – October 2017

Province	Types of cannabis resin	Oct-16	Nov-16	Dec-16	Jan-17	Feb-17	Mar-17	Apr-17	May-17	Jun-17	Jul-17	Aug-17	Sep-17	Oct-17	Chang (Oct-Sep) %
Badakhshan	Garda # 1 (Shirak)	117	94	94	98	100	90	93	142	111	184	186	118	111	-6%
Balkh	Garda # 1 (Jooshi)	83	79	87	83	84	80	70	73	82	74	74	66	66	0%
	Garda # 2 (Morchajosh)	73	69	75	72	66	60	50	66	70	56	60	47	52	+9%
Hirat	Garda # 1	104	104	116	145	115	113	93	111	109	109	120	116	120	+3%
	Garda # 2	51	51	65	73	62	56	43	58	60	59	68	69	69	-1%
Kandahar	Garda # 1	62	64	66	69	64	64	60	30	31	68	64	66	57	-13%
	Garda # 2	30	34	32	34	32	30	28	21	22	36	32	36	32	-12%
	Garda # 3	17	19	17	19	17	15	15	16	16	21	19	21	17	-20%
Nangarhar	Garda # 1	174	164	154	145	135	137	135	134	139	143	147	153	148	-3%
	Garda # 2	126	116	111	106	101	104	102	96	101	105	107	115	110	-4%
	Garda # 3	87	87	82	77	68	67	68	72	72	76	83	86	83	-3%
Takhar	Garda # 1 (Shirak)	103	109	109	90	93	83	84	117	93	147	149	89	89	0%

Figure 4: Average price of cannabis resin (Garda # 1, best quality) in US\$/kg, October 2016– October 2017

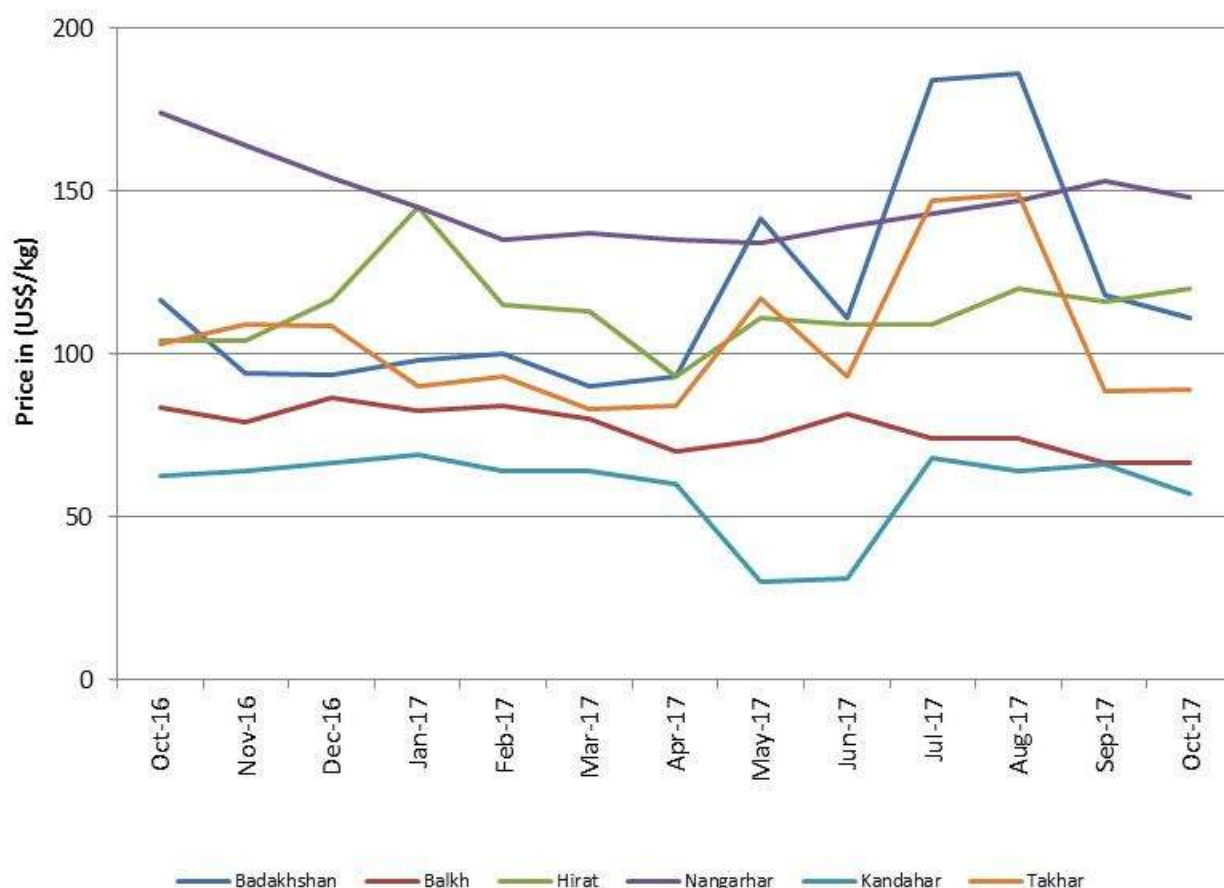


Figure 5: Prices of different types of cannabis resin in Afghanistan, (US\$/kg), October 2017

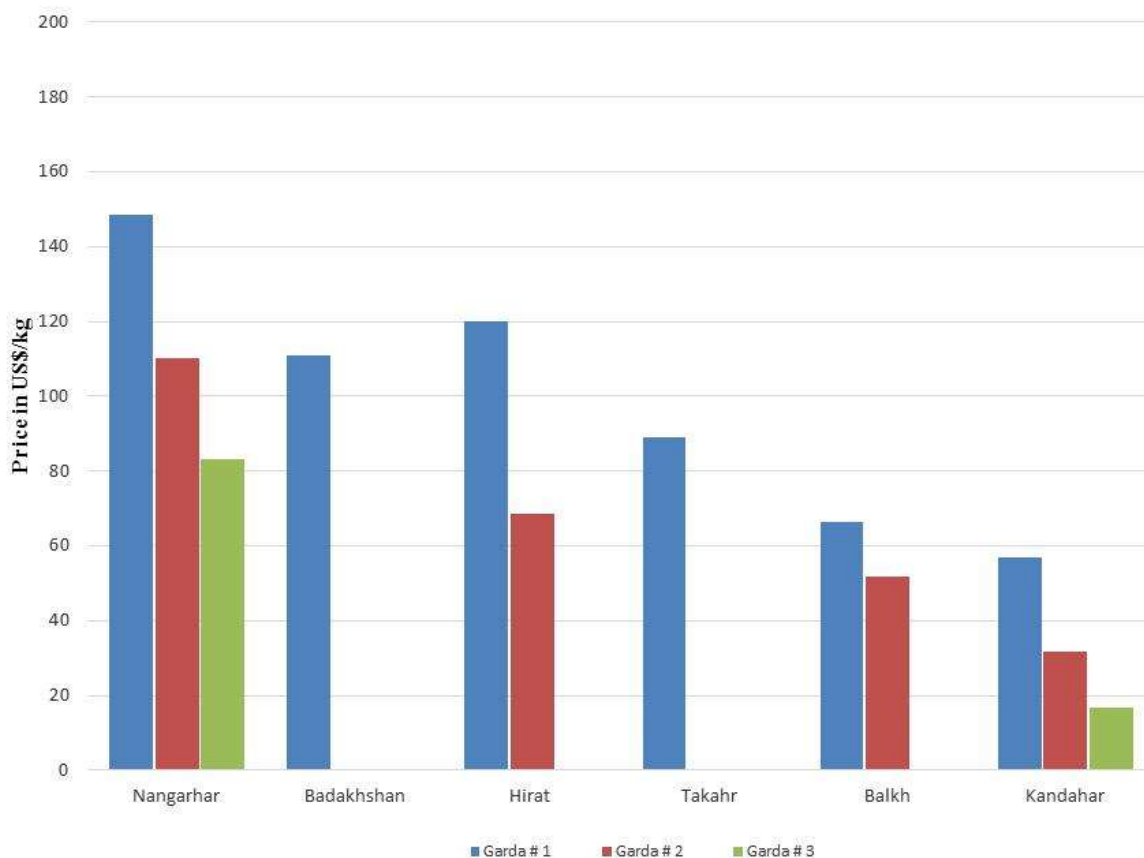


Table 10: Prices of 1 kilogram of different types of cannabis resin in Afghanistan in other than USD currency, September 2017 – October 2017

Province	Types of cannabis resin	Local currency	Prices of 1 kg of different types of cannabis resin in local currency		Change (Oct-Sep) %
			Sep-17	Oct-17	
Badakhshan	Garda # 1 (Shirak)	Afghani	8,000	7,500	-6%
Balkh	Garda # 1 (Jooshi)	Afghani	4,500	4,500	0%
	Garda # 2 (Morchajosh)	Afghani	3,200	3,500	+9%
Hirat	Garda # 1	Iranian Tuman	385,000	411,000	+7%
	Garda # 2	Iranian Tuman	229,000	235,000	3%
Kandahar	Garda # 1	Pakistani Rupee	6,889	6,000	-13%
	Garda # 2	Pakistani Rupee	3,778	3,333	-12%
	Garda # 3	Pakistani Rupee	2,222	1,778	-20%
Nangarhar	Garda # 1	Pakistani Rupee	16,000	15,500	-3%
	Garda # 2	Pakistani Rupee	12,000	11,500	-4%
	Garda # 3	Pakistani Rupee	9,000	8,700	-3%
Takhar	Garda # 1 (Shirak)	Afghani	6,000	6,000	0%

6 SEEDS: CANNABIS AND POPPY

Prices of cannabis and poppy seeds collected from eighteen provinces of Afghanistan are tabulated below.

Table 11: Prices of cannabis and poppy seeds in other than USD currency, September 2017 – October 2017

Province	Types of seed	Local currency	Prices of 1 kg of cannabis seed and poppy seed in local currency		Change (Oct-Sep) (%)
			Sep-17	Oct-17	
Badakhshan	Poppy seed	Afghani	50	55	+10%
	Cannabis seed	Afghani	45	50	+11%
Baghlan	Poppy seed	Afghani	110	140	+27%
	Cannabis seed	Afghani	15	12	-20%
Balkh	Poppy seed	Afghani	120	150	+25%
	Cannabis seed	Afghani	20	15	-25%
Farah	Poppy seed	Afghani	30	30	0%
	Cannabis seed	Afghani	33	33	0%
Faryab	Poppy seed	Afghani	110	150	+36%
	Cannabis seed	Afghani	20	15	-25%
Hilmand	Poppy seed	Afghani	84	84	0%
	Cannabis seed	Afghani	69	69	0%
Hirat	Poppy seed	Afghani	38	38	0%
	Cannabis seed	Afghani	48	48	0%
Kabul	Poppy seed	Afghani	30	30	0%
Kandahar	Poppy seed	Afghani	91	91	0%
	Cannabis seed	Afghani	71	71	0%
Kapisa	Poppy seed	Afghani	30	30	0%
Kunar	Poppy seed	Pakistani Ruppee	35	43	+23%
Laghman	Poppy seed	Pakistani Ruppee	36	45	+25%
Logar	Cannabis seed	Afghani	30	40	+33%
Nangarhar	Poppy seed	Pakistani Ruppee	39	50	+28%
	Cannabis seed	Pakistani Ruppee	21	18	-14%
Paktya	Cannabis seed	Afghani	20	20	0%
Takhar	Poppy seed	Afghani	65	70	+8%
	Cannabis seed	Afghani	55	60	+9%
Uruzgan	Poppy seed	Afghani	96	96	0%
	Cannabis seed	Afghani	69	69	0%
Zabul	Poppy seed	Afghani	89	89	0%
	Cannabis seed	Afghani	67	67	0%

Table 12: Prices of cannabis and poppy seeds in Afghanistan, (US\$/kg), October 2016 – October 2017

Types of seeds	Oct-16	Nov-16	Dec-16	Jan-17	Feb-17	Mar-17	Apr-17	May-17	Jun-17	Jul-17	Aug-17	Sep-17	Oct-17	Increase/Decrease (%)
Cannabis seed	0.45	0.43	0.52	0.62	0.60	0.60	0.60	0.61	0.618	0.622	0.77	0.64	0.63	-1%
Poppy seed	0.77	0.85	0.81	0.92	0.99	1.00	0.93	0.92	0.89	0.88	0.86	0.87	0.98	+12%

7 PRICES OF HEROIN, OPIUM AND HASHISH AT CONSUMER LEVEL:

The consumer prices of heroin, opium and hashish collected from different regions of Afghanistan are as below. The quality of product varies widely in different regions.

Figure 6: Regional average prices of heroin, opium and hashish at consumer level in (US\$/Kg), October 2017

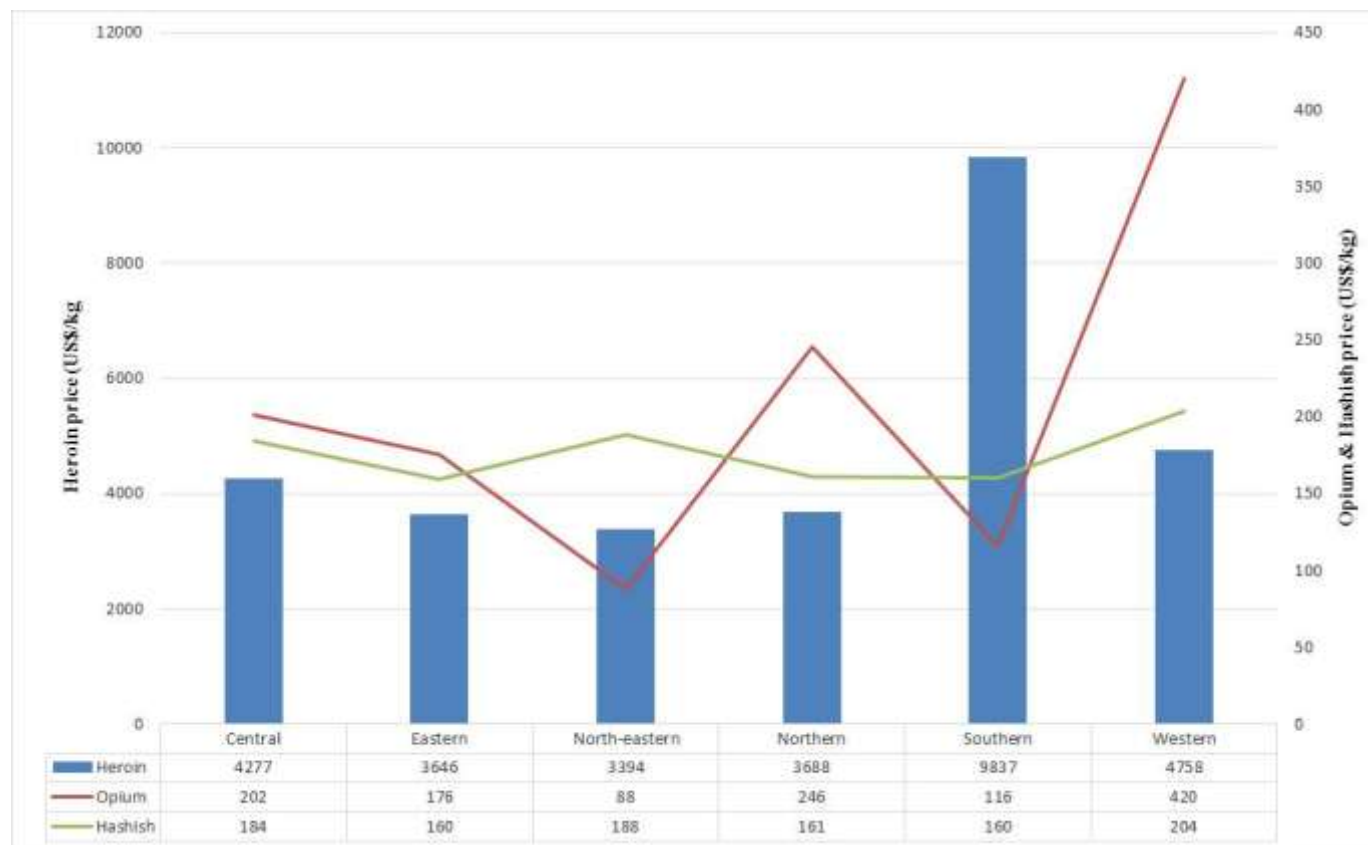


Table 13: Average⁸ prices of Heroin, Opium and Hashish at consumer level in Afghanistan, (US\$/kg), October 2016 – October 2017

Types of drug	Average prices in (US\$/kg)													Change (Oct-Sep) (%)
	Oct-16	Nov-16	Dec-16	Jan-17	Feb-17	Mar-17	Apr-17	May-17	Jun-17	Jul-17	Aug-17	Sep-17	Oct-17	
Heroin	4,969	4,702	4,817	4,866	4,943	4,580	4,194	3,874	4,738	4,766	4,923	4,595	4,675	+2%
Opium	272	271	265	272	267	260	235	205	215	208	240	185	217	+17%
Hashish	186	186	186	196	195	182	166	167	192	197	173	176	177	+1%

8 PRICE OF ACETIC ANHYDRIDE

Table 15: Average price of acetic anhydride in Afghanistan, (US\$/Lit) October 2016 – October 2017

Variety of Acetic Anhydride	Oct-16	Nov-16	Dec-16	Jan-17	Feb-17	Mar-17	Apr-17	May-17	Jun-17	Jul-17	Aug-17	Sep-17	Oct-17	Increase/Decrease (%)
Acetic Anhydride - A*	238	211	206	215	372	370	590	591	609	654	711	488	489	+0.3%
Acetic Anhydride - B*	160	159	162	169	174	173	179	184	179	172	181	187	192	+3%
Acetic Anhydride - C*	155	144	148	150	149	144	153	155	148	143	147	153	158	+3%
Acetic Anhydride - D*	160	160	145	152	161	151	167	175	176	165	164	165	165	0%
Acetic Anhydride - E*	148	147	140	143	148	142	148	153	153	146	145	147	148	+1%
Acetic Anhydride - F*	190	214	202	180	454	453	350	354	374	478	479	203	204	+0.1%

9 LICIT CROPS:

Prices of wheat, cotton, saffron, rice (imported) and rice (local) collected in six provinces of Afghanistan are shown in below table.

Table 16: Prices of wheat, cotton, saffron, imported and local rice in Afghanistan in local currency, October 2017

Province	Types of crops	Price/Kg in Pakistani Rupee (PRs)	Price/Kg in Afghani (AFs)	Price/Kg in (US\$)
Badakhshan	Wheat	-	30	0.4
Badakhshan	Rice Imported	-	90	1.3
Badakhshan	Rice Local	-	60	0.9
Balkh	Wheat	-	18	0.3
Balkh	Cotton	-	51	0.7
Balkh	Rice Imported	-	88	1.3
Balkh	Rice Local	-	62	0.9
Hirat	Wheat	-	23	0.3
Hirat	Cotton	-	85	1.3
Hirat	Saffron	-	75,000	1,107
Hirat	Rice Imported	-	80	1.2
Hirat	Rice Local	-	57	0.8
Kandahar	Wheat	51	-	0.5
Kandahar	Cotton	247	-	2.4
Kandahar	Rice Imported	101	-	1.0
Nangarhar	Wheat	38	-	0.4
Nangarhar	Cotton	178	-	1.7
Nangarhar	Rice Imported	138	-	1.3
Nangarhar	Rice Local	47	-	0.4
Takhar	Wheat	-	25	0.4
Takhar	Rice Imported	-	85	1.2
Takhar	Rice Local	-	55	0.8

Table 17: Average prices of wheat, cotton, saffron, imported and local rice in Afghanistan, (US\$/kg), October 2016 – October 2017

Types of crops	Oct-16	Nov-16	Dec-16	Jan-17	Feb-17	Mar-17	Apr-17	May-17	Jun-17	Jul-17	Aug-17	Sep-17	Oct-17	Increase/Decrease (%)
Wheat	0.36	0.37	0.41	0.39	0.42	0.32	0.41	0.38	0.43	0.40	0.40	0.39	0.38	-4%
Cotton	1.56	1.53	1.57	1.54	1.58	1.54	1.62	1.64	1.96	1.59	1.54	1.53	1.51	-1%
Saffron	1,444	1,651	1,647	1,649	1,799	1,802	1,778	1,173	1,186	1,186	1,180	1,180	1,107	-6%
Rice (Imported)	1.14	1.14	1.15	1.20	1.20	0.97	1.21	1.23	1.34	1.20	1.21	1.19	1.22	+2%
Rice (Local)	0.62	0.67	0.71	0.68	0.73	0.57	0.74	0.76	0.78	0.78	0.80	0.76	0.78	+2%

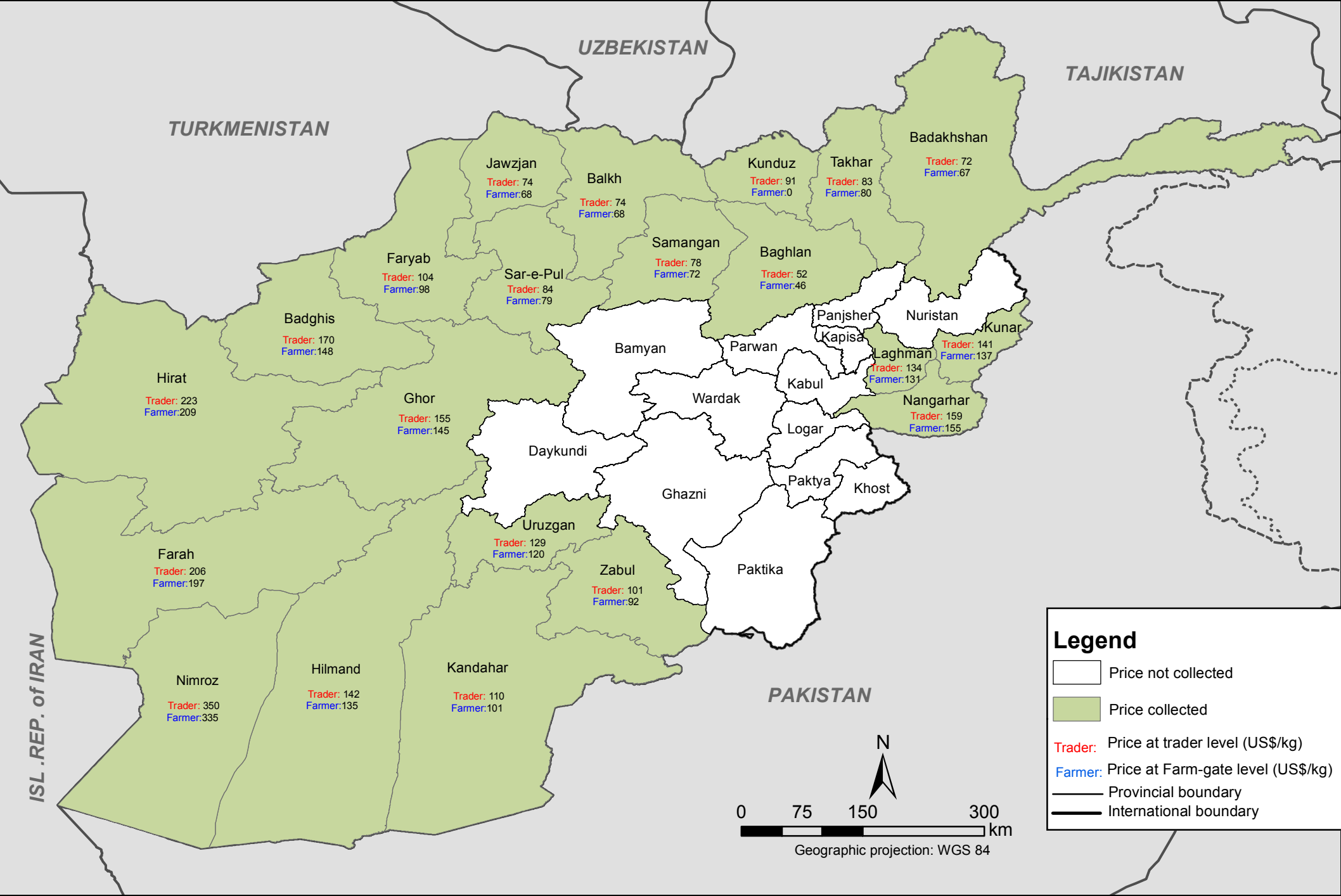
10 METHODOLOGY:

- Prices are collected in the last week of every month from around twenty farmers and equal numbers of trader prices are collected by MCN Survey coordinators generally from different farmers and traders each month; however the price data collection is sourced from a few known farmers and traders as well.
- Opium prices are collected from 21 of 34 provinces namely Badakhshan, Baghlan, Badghis, Balkh, Farah, Faryab, Ghor, Hilmand, Hirat, Kandahar, Kunar, Kunduz, Laghman, Nangarhar, Nimroz, Uruzgan, Takhar, Sur-Pul, Samangan, Jawzjan and Zabul. The prices of dry and fresh opium are collected from farmers (at farm-gate level) and traders (at trader level).
- Different varieties of heroin, morphine and cannabis resin prices are collected from six provinces of Afghanistan namely Badakhshan, Balkh, Hirat, Nangarhar, Kandahar and Takhar.
- Prices of some licit crops such as wheat, saffron, imported and local rice is also collected from six provinces of Afghanistan and included in this report.
- Prices of poppy seeds, cannabis seeds and acetic anhydride are included in the report as well.
- The prices are also presented in local currency for convenience of certain analysis; however the national average prices are presented in USD. At the regional level, average prices are reflected in local currency with exception of the Western region since prices are reported in two different currencies.
- Prices are reported in different currencies in different regions. The prices in Eastern region (Kunar, Laghman and Nangarhar) and Southern region (Kandahar, Hilmand, Uruzgan and Zabul) are reported in Pakistani rupees. In Northern (Balkh, Baghlan, Farayb, Sur-Pul, Samangan and Jawzjan) and North-eastern (Badakhshan, Kunduz and Takhar) regions, the prices are reported in Afghani. However, prices are reported in two different currencies namely Afghani and Iranian Tuman in Western (Hirat, Nimroz, Farah, Badghis and Ghor) region. The prices are converted in US\$ using the exchange rate from oanda.com site considering the rates on the same date the observation is made.

Table 18: Number of observations of dry and fresh opium prices

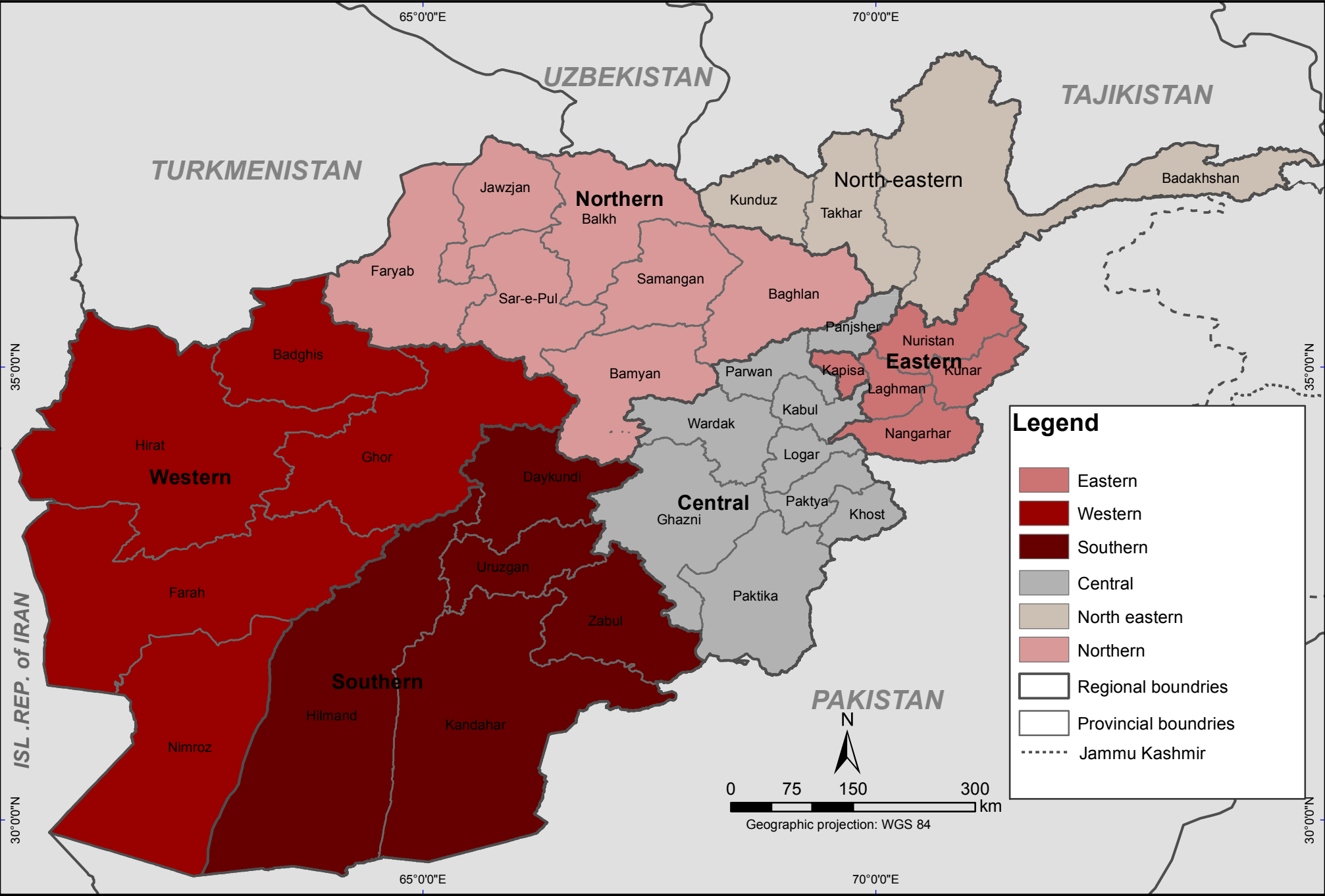
	Number of observations (n)		Number of provinces price collected
	Farm-gate price	Trader price	
Dry Opium	195	198	21
Fresh Opium	198	201	21

Afghanistan: Average dry opium price (October 2017)



Source: Government of Afghanistan - National monitoring system implemented by UNODC/MCN
Note: The boundaries and names shown and the designations used on this map do not imply official endorsement or acceptance by the United Nations.
The dotted line represents approximately the line of control in Jammu and Kashmir agreed upon by India and Pakistan. The final status of Jammu and Kashmir has not yet been agreed upon by the parties.

Regional grouping of provinces for the opium poppy survey in Afghanistan



Source: Government of Afghanistan - National monitoring system implemented by UNODC
Note: The boundaries and names shown and the designations used on this map do not imply official endorsement or acceptance by the United Nations.
The dotted line represents approximately the line of control in Jammu and Kashmir agreed upon by India and Pakistan. The final status of Jammu and Kashmir has not yet been agreed upon by the parties.