



**Islamic Republic of Afghanistan
Ministry of Counter Narcotics
Survey Narcotics Directorate**

November 2018

Afghanistan Drug Price Monitoring Monthly Report



Ministry of Counter Narcotics, Islamic Republic of Afghanistan, Kabul

ACKNOWLEDGEMENTS

The following organization and individuals contributed to the drug price data collection, analysis and preparation of this report:

Ministry of Counter-Narcotics

Prof. Salamat Azimi (Minister), Dr. Javid Ahmad Qaem (Deputy Minister Policy and coordination), Sayed Faisal Hosainy (Deputy Minister Admin and Finance), Sayed Najibullah Ahmadi (Director of Narcotics Survey Directorate), Saraj Ahmad Yousufzai (Deputy Director of Narcotics Survey Directorate), Nasir Ahmad Karimi (Deputy Director of Narcotics Survey Directorate), Mohammad Ajmal Sultani (Statistical Data Analyst), Mohammad Hakim Hayat (GIS & Remote sensing analyst), Ahmad Shabir Tayeeb (GIS & Remote Sensing Analyst), Sayed Shahenshah Sadat (Quality Control and Digit Specialist), Ahmad Mustafa Safi (Database Analysis & Statistics Member), Najeem Alcozai (Database Analysis & Statistics Member), Karimdad Qadari (Database Analysis & Statistics Member), and Salma Rezayee (Admin Officer).

Survey Coordinators

Mohammad Yonus Haqdost (Central Region), Mohammed Ishaq Anderabi (North-Eastern Region), Mojir Fayaz (Western Region), Fida Mohammad (Northern Region), Khalil Ahmad (Southern Region) and Abdullah Dawodkhel (Eastern Region).

Abbreviations

MCN: Ministry of Counter Narcotics

CONTENTS:

1	KEY FINDINGS:	4
	1.1 Trends of drug prices	4
2	INTRODUCTION:	5
3	OPIUM:	6
	3.1. Dry opium	6
	3.1.1 Dry Opium (Chaynaki Quality)	8
3.2	FRESH OPIUM:	9
4	HEROIN:	10
5	CANNABIS RESIN:	11
6	SEEDS: CANNABIS AND POPPY	13
7	PRICES OF HEROIN, OPIUM AND HASHISH AT CONSUMER LEVEL:...	14
8	PRICE OF ACETIC ANHYDRIDE	14
9	LICIT CROPS:	15
10	METHODOLOGY:	16

1 KEY FINDINGS:

1.1 Trends of drug prices.

	By Month			By Year		
	Oct_2018	Nov_2018	Change %	Nov_2017	Nov_2018	Change %
Dry opium Farm-gate price (US\$/Kg)	78	80	+3%	120	80	-33%
Dry opium Trader price (US\$/Kg)	84	87	+4%	127	87	-32%
Fresh Opium Farm-gate price (US\$/Kg)	66	61	-7%	99	61	-38%
Fresh Opium Trader price (US\$/Kg)	71	68	-5%	99	68	-31%
Heroin High Quality	2,707	2,690	-1%	3,221	2,690	-16%
Heroin Medium Quality	2,134	2,007	-6%	2,074	2,007	-3%

2 INTRODUCTION:

The Afghanistan Drug Price-monitoring is implemented by the Ministry of Counter Narcotics (MCN) of Afghanistan monthly. The monitoring of drug prices is carried out in selected provinces of Afghanistan since 1994 (18 provinces as of September 2011). The results provide a detailed picture of the prices of opiates.

The price of the opiates contributes towards understanding the opiate economy in Afghanistan and published in the Afghanistan opium survey reports annually.

The price monitoring includes major licit crops and precursor-chemicals. Fresh attempts are made to include the prices of syntactic drugs as well.

3 OPIUM:

3.1. Dry opium

Farm-gate price:

The national average price for one kilogram of dry opium in Afghanistan at the farm-gate level was **US\$ 80 kg** at the end of November 2018 which is 3% higher compared to price reported in October 2018 (US\$ 78/kg). The average dry opium price at the farm-gate level in November 2018 is 33% lower than the price reported in November 2017 which was US\$ 120/kg.

Figure 1: National average price of dry opium at farm-gate level from (June 2004 to November 2018)

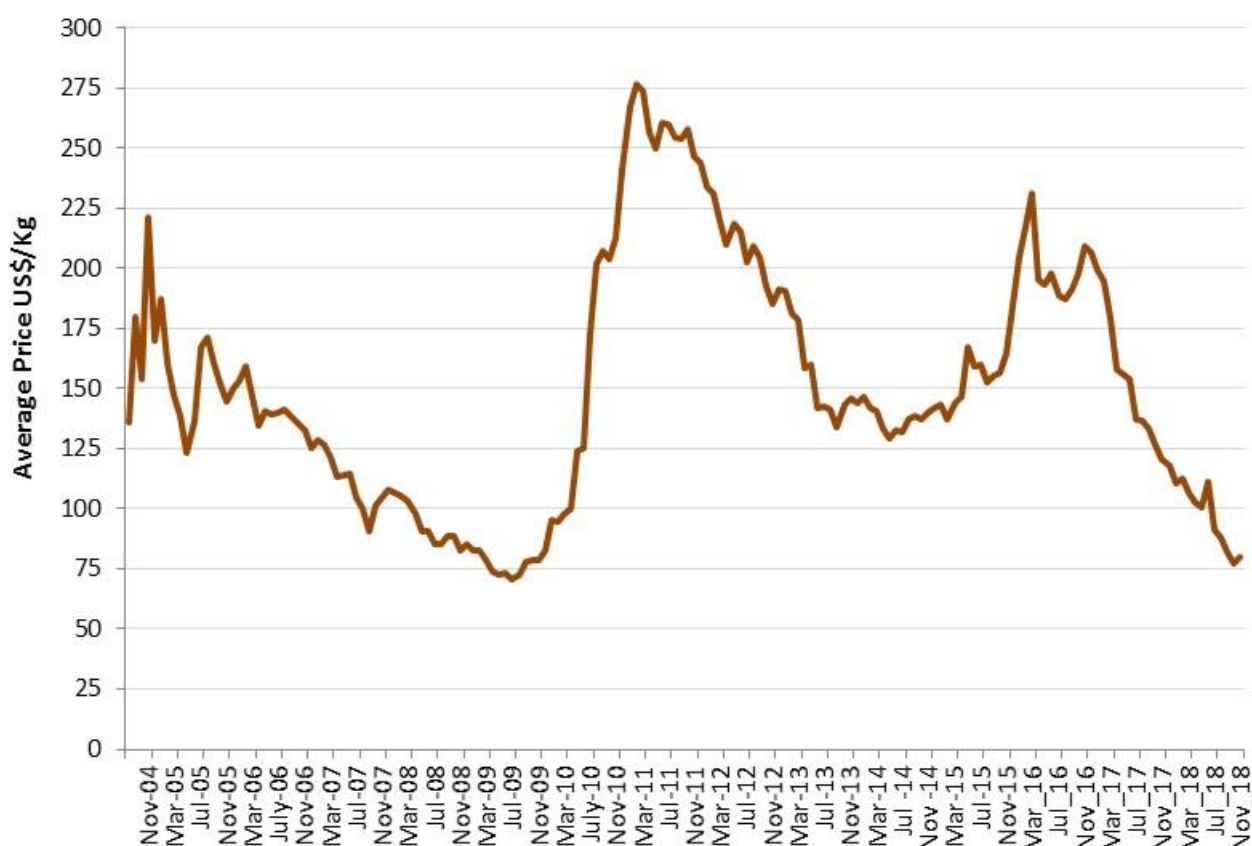


Table 1: Regional average farm-gate price of dry opium US\$/Kg (October 2018 to November 2018)

Region	Price of Dry Opium (US\$/Kg)		Price change (%)
	Oct-18	Nov-18	
Eastern region (Kunar, Laghman, Nangarhar)	97	99	+1%
Southern region (Hilmand, Kandahar, Uruzgan, Zabul)	76	79	+4%
Western region (Badghis, Farah, Ghor, Hirat, Nimroz)	104	110	+6%
North-eastern region (Badakhshan, Kunduz, Takhar)	42	45	+8%
Northern region (Baghlan, Balkh, Faryab, Sur-Pul, Jawzjan, Samangan)	59	57	-4%
Average	78	80	+3%

Trader price:

The national average dry opium price collected from traders was **US\$ 87/kg** at the end of November 2018 showing **4%** increase compared to the price reported last month (October 2018) (**US\$ 84/kg**). The average dry opium price at trader level in November 2018 is **32%** lower than the price reported last year (November 2017) which was **US\$ 127/kg**.

Dry opium price collected from traders has increased by 10%, 7%, 4% and 1% in North-eastern, Western, Southern and Eastern regions respectively. Price has decreased by 4% in Northern region.

Table 2: National average price of dry opium at Trader level US\$/kg (November 2017 to November 2018)



Figure 2: Regional average price of dry opium from traders US\$/Kg (October 2018 to November 2018)

Region	Price of Dry Opium (US\$/Kg)		Price change (%)
	Oct-18	Nov-18	
Eastern region (Kunar, Laghman, Nangarhar)	100	101	+1%
Southern region (Hilmand, Kandahar, Uruzgan, Zabul)	83	86	+4%
Western region (Badghis, Farah, Ghor, Hirat, Nimroz)	111	119	+7%
North-eastern region (Badakhshan, Kunduz, Takhar)	50	55	+10%
Northern region (Baghlan, Balkh, Faryab, Sur-Pul, Jawzjan, Samangan)	65	62	-4%
Average	84	87	+4%

3.1.1 Dry Opium (Chaynaki Quality)

Farm-gate price:

Price of opium (dry) was not found to be varying with quality in different regions. In Balkh and Hilmand provinces another quality of dry opium by the name of **Chaynaki** is available at the farm-gate and trader level. The **Chaynaki** quality of dry opium is more air dried than other varieties. The average price of 1 kilogram of **Chaynaki** dry opium at farm-gate level in Balkh province is **US\$ 88/kg** in November 2018 showing a decrease of 4% compared to the price reported in October 2018 (**US\$ 91**). The average price of 1 kilogram of Chaynaki dry opium at the farm-gate level in Hilmand province is **US\$ 163/kg** in November 2018 with an increased by 2% compared to the price reported in October 2018 (**US\$ 160**).

Table 3: Average price of dry opium (Chaynaki quality) at farm-gate level (US\$/Kg)

Dry Opium (Chaynaki quality)	Balkh		Price change (Nov-Oct) %	Hilmand		Price change (Nov-Oct) %
	Oct-18	Nov-18		Oct-18	Nov-18	
<i>Farm-gate price (US\$/Kg)</i>	91	88	-4%	160	163	+2%

Trader price:

In Balkh province, the average price of 1 kilogram of **Chaynaki** dry opium at trader level is **US\$ 93/kg** in November 2018 showing a decrease of 4% compared to the price reported in October 2018 (**US\$ 93/kg**). In Hilmand province, the average price of 1 kilogram of **Chaynaki** dry opium at trader level is **US\$ 172/kg** in November 2018 with an increased by 2% compared to the price reported in October 2018 (**US\$ 169**).

Table 4: Average price of dry opium (Chaynaki quality) at trader level (US\$/Kg)

Dry Opium (Chaynaki quality)	Balkh		Price change (Nov-Oct) %	Hilmand		Price change (Nov-Oct) %
	Oct-18	Nov-18		Oct-18	Nov-18	
<i>Trader price (US\$/Kg)</i>	97	93	-4%	169	172	+2%

Table 5: Regional average price of dry opium at farm-gate and trader level in other than USD Currency.

Region	Local currency	Price of 1 kg of Dry Opium in local currency				Change at farm-gate level (Nov-Oct) (%)	Change at trader level (Nov-Oct) (%)
		Oct-18		Nov-18			
		Farm-gate	Trader	Farm-gate	Trader		
Eastern region (Kunar, Laghman, Nangarhar)	Pakistani Rupee	12,952	13,310	13,214	13,568	+2%	+2%
Southern region (Hilmand, Kandahar, Uruzgan, Zabul)	Pakistani Rupee	10,084	11,009	10,557	11,493	+5%	+4%
Western region (Badghis, Ghor) *	Afghani	5,653	6,737	5,058	6,142	-11%	-9%
Western region (Farah, Hirat, Nimroz) *	Imanian Tuman	1,788,430	1,830,306	1,273,016	1,314,892	-29%	-28%
North-eastern region (Badakhshan, Kunduz, Takhar)	Afghani	3,122	3,767	3,421	4,171	+10%	+11%
Northern region (Baghlan, Balkh, Faryab, Suri-Pul, Jawzjan Samangan)	Afghani	4,464	4,857	4,333	4,724	-3%	-3%

* Western region is divided into two groups because of prices available in two currencies

3.2 FRESH OPIUM:

At the end of November 2018, the national average price of fresh opium decreased by **7%** from **US\$ 66/kg in October 2018** to **US\$ 61/kg in November 2018** at the farm-gate level. (Similarly, the national average price of fresh opium at trader level decreased by **6%** from **US\$ 71/kg in October 2018** to **US\$ 68/kg in November 2018**)

Figure 3: National average price of fresh opium at farm-gate and trader level, US\$/kg (Jun 2005 to November 2018)

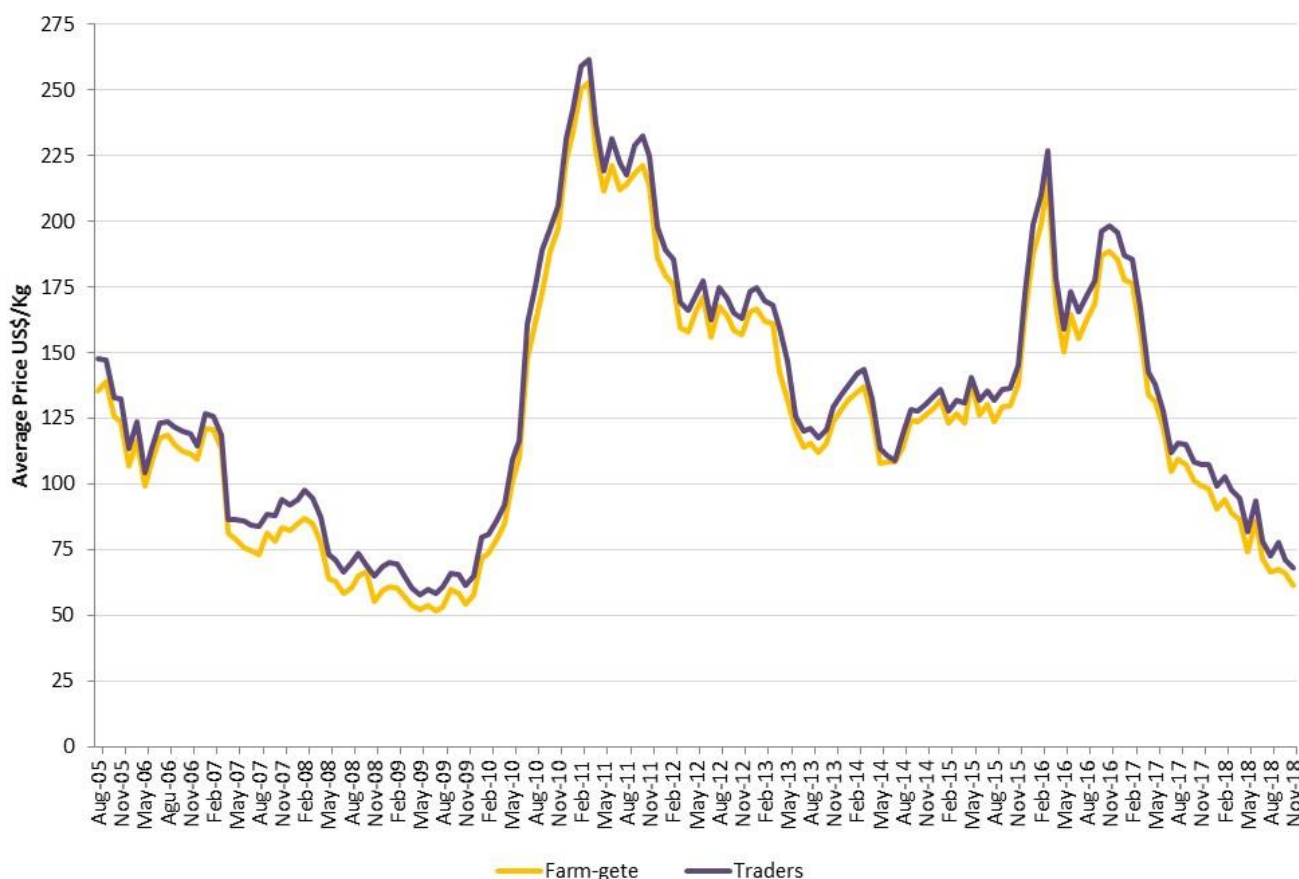


Table 6: Regional average price of fresh opium at farm-gate and trader level in other than USD currency.

Region	Local currency	Price of 1 kg of Fresh Opium in local currency				Change at farm-gate level (Nov-Oct) (%)	Change at trader level (Nov-Oct) (%)
		Oct-18		Nov-18			
		Farm-gate	Trader	Farm-gate	Trader		
Eastern region (Kunar, Laghman, Nangarhar)	Pakistani Rupee	12,471	12,829	NA	NA	NA	NA
Southern region (Hilmand, Kandahar, Uruzgan, Zabul)	Pakistani Rupee	8,833	9,751	9,244	10,206	+5%	+5%
Western region (Badghis, Ghor) *	Afghani	3,011	3,774	2,416	3,179	-20%	-16%
Western region (Farah, Hirat, Nimroz) *	Iranian Tuman	1,535,420	1,576,134	1,020,006	1,060,720	-34%	-33%
North-eastern region (Badakhshan, Kunduz, Takhar)	Afghani	2,574	3,083	2,692	3,378	+5%	+10%
Northern region (Baghlan, Balkh, Farvab, Suri-Pul, Jawzian Samangan)	Afghani	3,683	3,976	3,539	3,862	-4%	-3%

* Western region is divided into two groups because of prices available in two currencies.

HEROIN:

There are several types of heroin available in Afghanistan with different quality. The prices of White powder (injection) in Nangarhar province, White powder (Crystal) in Kandahar and Balkh provinces, Off-white (Crystal)-100% in Badakhshan province and White powder-high quality (70-80% pure) in Hirat province are the most expensive heroin reported in Afghanistan. The cheapest heroin (US\$ 47/kg) is called as Khata # 2 reported in Nangarhar province.

Table 7: Prices of different types of Heroin in Afghanistan (US\$/kg), November 2017 – November 2018

Province	Types of Heroin	Nov-17	Dec-17	Jan-18	Feb-18	Mar-18	Apr-18	May-18	Jun-18	Jul-18	Aug-18	Sep-18	Oct-18	Nov-18	Change (Nov-Oct) %
Badakhshan	Chara (20%)	710	705	894	900	754	561	201	210	202	NA	NA	NA	1,408	NA
	Off- white powder (Crystal) - 100%	2,841	2,750	2,981	2,999	2,611	2,807	2,708	2,649	2,016	2,621	2,987	2,203	2,011	-9%
Balkh	Best powder	3,156	3,188	3,186	3,167	3,134	3,172	3,152	3,195	3,228	3,244	3,144	3,198	2,844	-11%
	White powder (Crystal)	4,036	4,029	4,037	3,981	3,918	3,915	3,863	3,889	3,949	4,003	4,006	4,064	3,638	-11%
Hirat	Morphine	3,899	3,994	3,803	4,106	4,395	4,353	4,881	5,646	3,257	3,090	2,993	2,991	3,808	+27%
	White powder - high quality (70-80% pure)	4,043	4,147	3,939	4,160	4,530	4,510	5,076	5,869	3,386	3,212	3,111	3,110	3,655	+18%
	White powder - low quality (less than 50% pure)	2,021	2,677	2,538	2,531	2,545	2,673	2,981	3,454	1,986	1,884	1,838	1,826	2,227	+22%
Kandahar	Morphine	2,593	2,448	2,356	2,266	2,190	2,123	2,171	2,147	1,991	2,031	2,063	1,961	1,989	+1%
	Off- white powder (Batan) - high quality	1,537	1,451	1,359	1,269	1,227	1,196	1,216	1,239	1,210	1,218	1,246	1,207	1,260	+4%
	Off- white powder (Batan) - low quality	1,056	997	952	906	876	867	955	974	937	894	922	905	943	+4%
	White powder (Crystal)	2,977	2,811	2,773	2,719	2,629	2,600	2,692	2,642	2,515	2,559	2,549	2,413	2,431	+1%
Nangarhar	Best powder	1,469	1,381	1,356	1,341	1,278	1,265	1,273	1,228	1,144	1,206	1,208	1,123	1,144	+2%
	Chara # 1	91	84	81	79	74	74	78	78	74	79	81	76	71	-7%
	Chara # 2	67	64	63	62	58	56	59	59	54	57	57	52	52	0%
	Khata # 1	69	65	65	63	61	62	65	62	57	61	62	60	54	-10%
	Khata # 2	61	56	54	54	52	55	56	58	53	55	55	51	47	-7%
	Off- white powder (Batan)	2,949	2,771	2,731	2,728	2,609	2,599	2,615	2,513	2,358	2,477	2,480	2,306	2,296	0%
	White powder (Injection)	3,400	3,198	3,147	3,136	3,000	2,998	3,013	2,892	2,700	2,844	2,853	2,650	2,647	0%
	Off- white powder (Crystal) - 60%	2,030	2,014	2,484	2,499	2,249	1,683	2,105	2,242	1,613	1,959	1,992	1,803	1,760	-2%
Takhar	Off- white powder (Crystal) - 60%	2,030	2,014	2,484	2,499	2,249	1,683	2,105	2,242	1,613	1,959	1,992	1,803	1,760	-2%

Table 8: Prices of 1 kilogram of different types of Heroin in other than USD currency

Province	Types of heroin	Local currency	Prices of 1 kg of different types of heroin in local currency		Change (Nov-Oct) %
			Oct-18	Nov-18	
Badakhshan	Chara (20%)	Afghani	NA	106,120	NA
	Off- white powder (Crystal) - 100%	Afghani	165,000	151,600	-8%
Balkh	Bist powder	Afghani	240,000	215,000	-10%
	White powder (Crystal)	Afghani	305,000	275,000	-10%
Hirat	Morphine	Iranian Tuman	45,192,000	34,962,000	-23%
	White powder - high quality (70-80% pure)	Iranian Tuman	43,461,000	33,555,000	-23%
	White powder - low quality (less than 50% pure)	Iranian Tuman	26,538,000	20,444,000	-23%
Kandahar	Morphine	Pakistani Rupee	260,000	270,000	+4%
	Off- white powder (Batan) - high quality	Pakistani Rupee	160,000	171,000	+7%
	Off- white powder (Batan) - low quality	Pakistani Rupee	120,000	128,000	+7%
	White powder (Crystal)	Pakistani Rupee	320,000	330,000	+3%
Nangarhar	Bist powder	Pakistani Rupee	150,000	153,000	+2%
	Chara # 1	Pakistani Rupee	10,200	9,500	-7%
	Chara # 2	Pakistani Rupee	7,000	7,000	0%
	Khata # 1	Pakistani Rupee	8,000	7,200	-10%
	Khata # 2	Pakistani Rupee	6,800	6,300	-7%
	Off- white powder (Batan)	Pakistani Rupee	308,000	307,000	-0.3%
	White powder (Injection)	Pakistani Rupee	354,000	354,000	0%
Takhar	Off- white powder (Crystal) - 60%	Afghani	135,000	132,650	-2%

CANNABIS RESIN:

There are mainly three types of cannabis resin available in Afghanistan namely Garda # 1, # 2 and # 3 with quality as best, moderate and fair respectively. Garda # 1 (Shirak) in Badakhshan province was the most expensive cannabis resin because of its pure quality. Earlier Garda # 1 (Jooshi) of Balkh province was most expensive and popular because of its high quality however it lost its demand due to blending with lower quality hashish.

Table 9: Prices of different types of cannabis resin in Afghanistan, (US\$/kg), November 2017–November 2018

Province	Types of cannabis resin	Nov-17	Dec-17	Jan-18	Feb-18	Mar-18	Apr-18	May-18	Jun-18	Jul-18	Aug-18	Sep-18	Oct-18	Nov-18	Chang (Nov-Oct) %
Badakhshan	Garda # 1 (Shirak)	110	109	113	91	109	171	132	111	104	76	74	67	66	-1%
Balkh	Garda # 1 (Jooshi)	81	83	87	73	55	71	56	56	60	69	82	80	99	+24%
	Garda # 2 (Morchajosh)	59	65	70	58	39	51	35	35	36	44	64	57	73	+27%
Hirat	Garda # 1	118	123	113	109	106	115	119	173	100	91	98	93	113	+22%
	Garda # 2	66	67	60	58	58	71	54	85	69	64	68	66	81	+22%
Kandahar	Garda # 1	60	54	58	58	57	54	58	59	57	60	59	57	58	+2%
	Garda # 2	36	32	34	34	33	30	32	33	31	34	36	35	33	-6%
	Garda # 3	21	17	19	19	19	17	19	20	17	18	20	20	17	-17%
Nangarhar	Garda # 1	145	132	129	127	124	126	130	127	117	127	122	110	109	-2%
	Garda # 2	106	97	95	93	91	91	93	91	82	90	85	75	73	-3%
	Garda # 3	82	73	72	73	70	69	69	66	62	65	65	60	58	-3%
Takhar	Garda # 1 (Shirak)	88	87	90	65	73	107	98	104	101	97	99	80	121	+51%

Figure 4: Average price of cannabis resin (Garda # 1, best quality) in US\$/kg, November 2017–November 2018

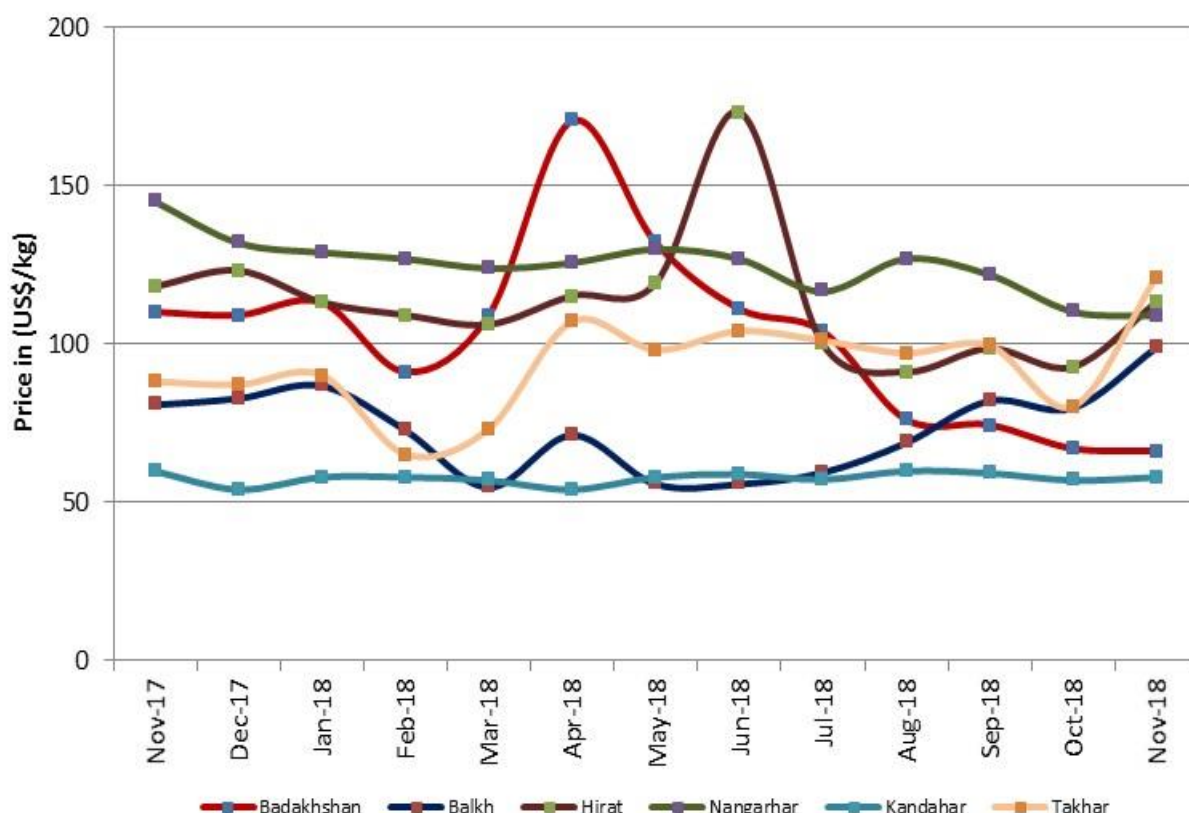


Figure 5: Prices of different types of cannabis resin in Afghanistan, (US\$/kg), November 2018

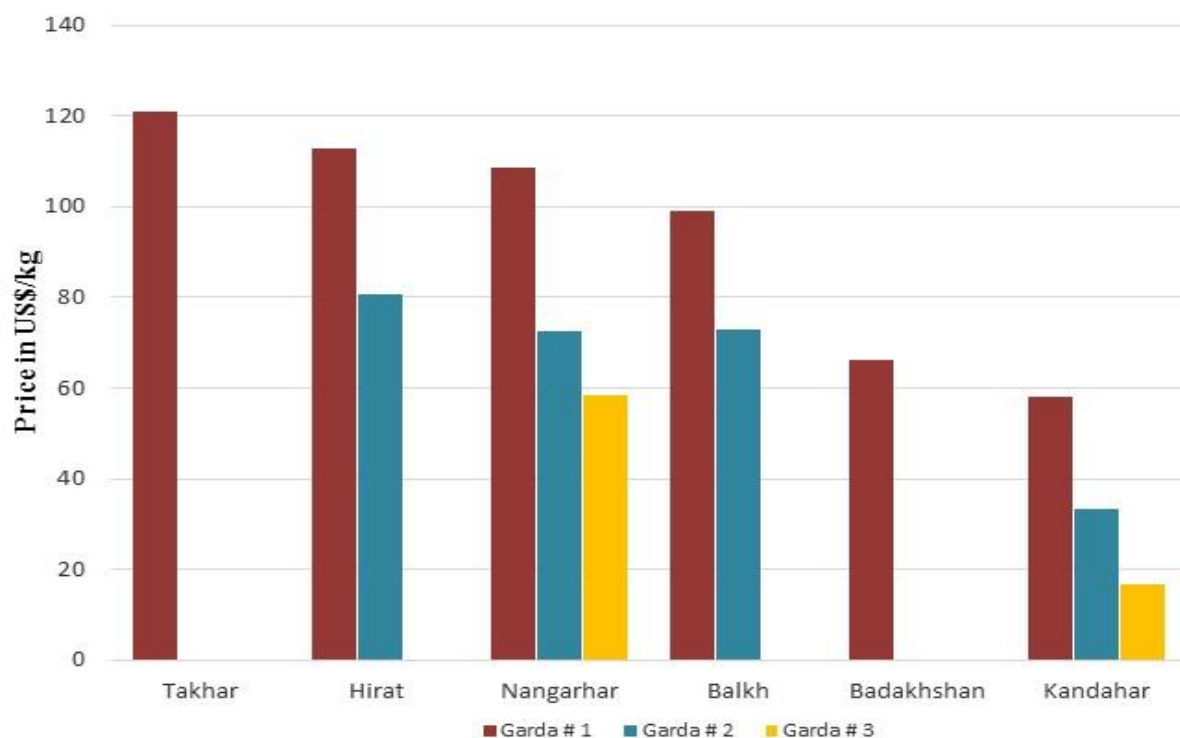


Table 10: Prices of 1 kilogram of different types of cannabis resin in Afghanistan in other than USD currency, October 2018 – November 2018

Province	Types of cannabis resin	Local currency	Prices of 1 kg of different types of cannabis resin in local currency		Change (Nov-Oct) %
			Oct-18	Nov-18	
Badakhshan	Garda # 1 (Shirak)	Afghani	5000	5000	0%
Balkh	Garda # 1 (Jooshi)	Afghani	6,000	7,500	+25%
	Garda # 2 (Morchajosh)	Afghani	4,300	5,500	+28%
Hirat	Garda # 1	Iranian Tuman	1,346,000	1,037,000	-23%
	Garda # 2	Iranian Tuman	961,000	741,000	-23%
Kandahar	Garda # 1	Pakistani Rupee	7,556	7,778	+3%
	Garda # 2	Pakistani Rupee	4,667	4,444	-5%
	Garda # 3	Pakistani Rupee	2,667	2,222	-17%
Nangarhar	Garda # 1	Pakistani Rupee	14,700	14,500	-1%
	Garda # 2	Pakistani Rupee	10,000	9,700	-3%
	Garda # 3	Pakistani Rupee	8,000	7,800	-3%
Takhar	Garda # 1 (Shirak)	Afghani	6000	9096	+52%

6 SEEDS: CANNABIS AND POPPY

Prices of cannabis and poppy seeds collected from eighteen provinces of Afghanistan are tabulated below.

Table 11: Prices of cannabis and poppy seeds in other than USD currency, October 2018 – November 2018

Province	Types of seed	Local currency	Prices of 1 kg of cannabis seed and poppy seed in local currency		Change (Nov-Oct) (%)
			Oct-18	Nov-18	
Badakhshan	Poppy seed	Afghani	35	40	+14%
	Cannabis seed	Afghani	17	19	+12%
Baghlan	Poppy seed	Afghani	200	180	-10%
	Cannabis seed	Afghani	35	25	-29%
Balkh	Poppy seed	Afghani	190	200	+5%
	Cannabis seed	Afghani	35	30	-14%
Farah	Poppy seed	Afghani	50	63	+25%
	Cannabis seed	Afghani	60	75	+25%
Faryab	Poppy seed	Afghani	190	200	+5%
	Cannabis seed	Afghani	30	30	+0%
Hilmand	Poppy seed	Afghani	84	84	0%
	Cannabis seed	Afghani	71	71	0%
Hirat	Poppy seed	Afghani	75	88	+17%
	Cannabis seed	Afghani	88	100	+14%
Kabul	Poppy seed	Afghani	50	48	-4%
Kandahar	Poppy seed	Afghani	89	89	0%
	Cannabis seed	Afghani	69	69	0%
Kapisa	Poppy seed	Afghani	40	40	0%
Kunar	Poppy seed	Pakistani Rupee	45	50	+11%
Laghman	Poppy seed	Pakistani Rupee	50	52	+4%
Logar	Cannabis seed	Afghani	60	55	-8%
Nangarhar	Poppy seed	Pakistani Rupee	54	56	+4%
	Cannabis seed	Pakistani Rupee	22	28	+27%
Paktya	Cannabis seed	Afghani	50	48	-4%
Takhar	Poppy seed	Afghani	43	45	+5%
	Cannabis seed	Afghani	15	17	+13%
Uruzgan	Poppy seed	Afghani	93	93	0%
	Cannabis seed	Afghani	67	67	0%
Zabul	Poppy seed	Afghani	89	89	0%
	Cannabis seed	Afghani	69	69	0%

Table 12: Prices of cannabis and poppy seeds in Afghanistan, (US\$/kg), November 2017 – November 2018

Types of seeds	Nov-17	Dec-17	Jan-18	Feb-18	Mar-18	Apr-18	May-18	Jun-18	Jul-18	Aug-18	Sep-18	Oct-18	Nov-18	Increase/Decrease (%)
Cannabis seed	0.65	0.62	0.64	0.63	0.64	0.63	0.63	0.68	0.72	0.73	0.62	0.63	0.65	+3%
Poppy seed	1.05	1.10	1.17	1.13	1.11	1.09	1.07	1.01	1.04	1.03	0.99	1.05	1.07	+1%

7 PRICES OF HEROIN, OPIUM AND HASHISH AT CONSUMER LEVEL:

The consumer prices of heroin, opium and hashish collected from different regions of Afghanistan are as below. The quality of product varies widely in different regions.

Figure 6: Regional average prices of heroin, opium and hashish at consumer level in (US\$/Kg), November 2018

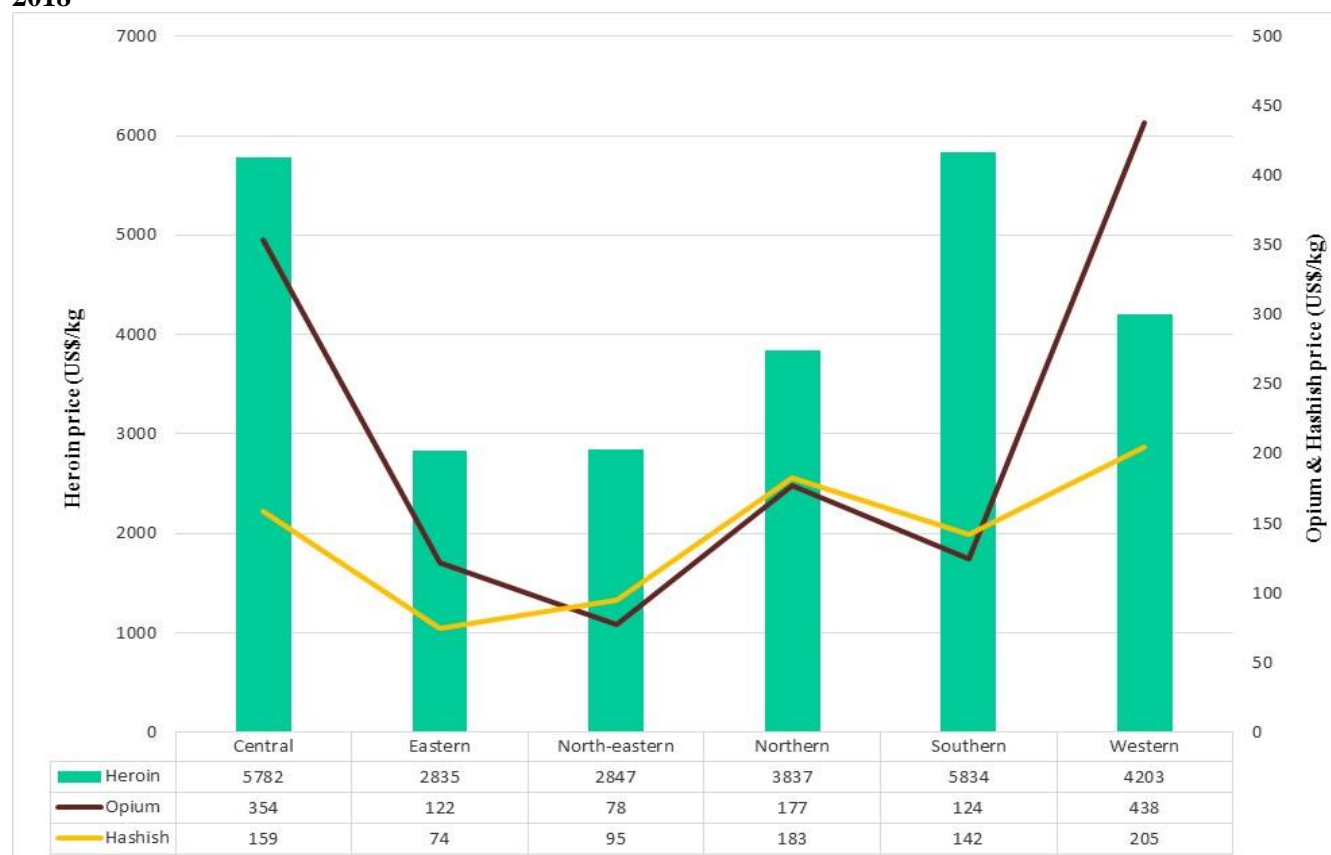


Table 13: Average⁸ prices of Heroin, Opium and Hashish at consumer level in Afghanistan, (US\$/kg), November 2017 – November 2018

Types of drug	Average prices in (US\$/kg)													Change (Sep-Aug) (%)
	Sep-17	Oct-17	Nov-17	Dec-17	Jan-18	Feb-18	Mar-18	Apr-18	May-18	Jun-18	Jul-18	Aug-18	Sep-18	
Heroin	4,595	4,675	4,520	4,674	4,876	4,501	4,333	4,442	4,450	3,746	3,694	3,968	4,344	+9%
Opium	185	217	213	220	243	225	224	230	227	235	228	245	222	-9%
Hashish	176	177	182	182	165	169	167	166	160	140	140	137	149	+8%

8 PRICE OF ACETIC ANHYDRIDE

Table 15: Average price of acetic anhydride in Afghanistan, (US\$/Lit) November 2017 – November 2018

Variety of Acetic Anhydride	Nov-17	Dec-17	Jan-18	Feb-18	Mar-18	Apr-18	May-18	Jun-18	Jul-18	Aug-18	Sep-18	Oct-18	Nov-18	Increase/Decrease (%)
Acetic Anhydride - A*	534	524	511	506	448	446	440	430	380	392	513	375	351	-6%
Acetic Anhydride - B*	197	191	199	199	194	194	191	165	156	161	156	143	142	0%
Acetic Anhydride - C*	163	154	159	157	152	152	147	132	132	135	131	120	123	+3%
Acetic Anhydride - D*	165	154	142	143	137	139	137	138	130	131	130	128	131	+2%
Acetic Anhydride - E*	152	158	154	150	144	142	138	135	129	130	128	124	124	0%
Acetic Anhydride - F*	236	269	263	245	191	185	176	165	146	139	391	167	126	-24%

9 LICIT CROPS:

Prices of wheat, cotton, saffron, rice (imported) and rice (local) collected in six provinces of Afghanistan are shown in below table.

Table 16: Prices of wheat, cotton, saffron, imported and local rice in Afghanistan in local currency, November 2018

Province	Types of crops	Price/Kg in Pakistani Rupee (PRs)	Price/Kg in Afghani (AFs)	Price/Kg in (US\$)
Badakhshan	Wheat	-	24	0.3
Badakhshan	Rice Imported	-	107	1.4
Badakhshan	Rice Local	-	58	0.8
Balkh	Wheat	-	22	0.3
Balkh	Cotton	-	52	0.7
Balkh	Rice Imported	-	100	1.3
Balkh	Rice Local	-	70	0.9
Hirat	Wheat	-	25	0.3
Hirat	Cotton	-	90	1.2
Hirat	Saffron	-	50,000	663
Hirat	Rice Imported	-	95	1.3
Hirat	Rice Local	-	90	1.2
Kandahar	Wheat	51	-	0.4
Kandahar	Cotton	260	-	1.9
Kandahar	Rice Imported	110	-	0.8
Nangarhar	Wheat	40	-	0.3
Nangarhar	Cotton	183	-	1.4
Nangarhar	Rice Imported	158	-	1.2
Nangarhar	Rice Local	53	-	0.4
Takhar	Wheat	-	18	0.2
Takhar	Rice Imported	-	87	1.2
Takhar	Rice Local	-	45	0.6

Table 17: Average prices of wheat, cotton, saffron, imported and local rice in Afghanistan, (US\$/kg), November 2017 – November 2018

Types of crops	Nov-17	Dec-17	Jan-18	Feb-18	Mar-18	Apr-18	May-18	Jun-18	Jul-18	Aug-18	Sep-18	Oct-18	Nov-18	Increase/Decrease (%)
Wheat	0.37	0.37	0.37	0.33	0.36	0.39	0.36	0.30	0.29	0.30	0.29	0.30	0.31	+3%
Cotton	1.51	1.50	1.50	1.51	1.46	2.04	1.47	1.42	1.37	1.35	1.32	1.28	1.30	+2%
Saffron	1,101	1,039	1,007	944	917	858	914	942	975	982	796	730	663	-9%
Rice (Imported)	1.29	1.26	1.32	1.30	1.30	1.29	1.27	1.21	1.17	1.17	1.17	1.16	1.19	+2%
Rice (Local)	0.74	0.75	0.83	0.82	0.81	0.66	0.77	0.69	0.68	0.77	0.71	0.73	0.78	+6%

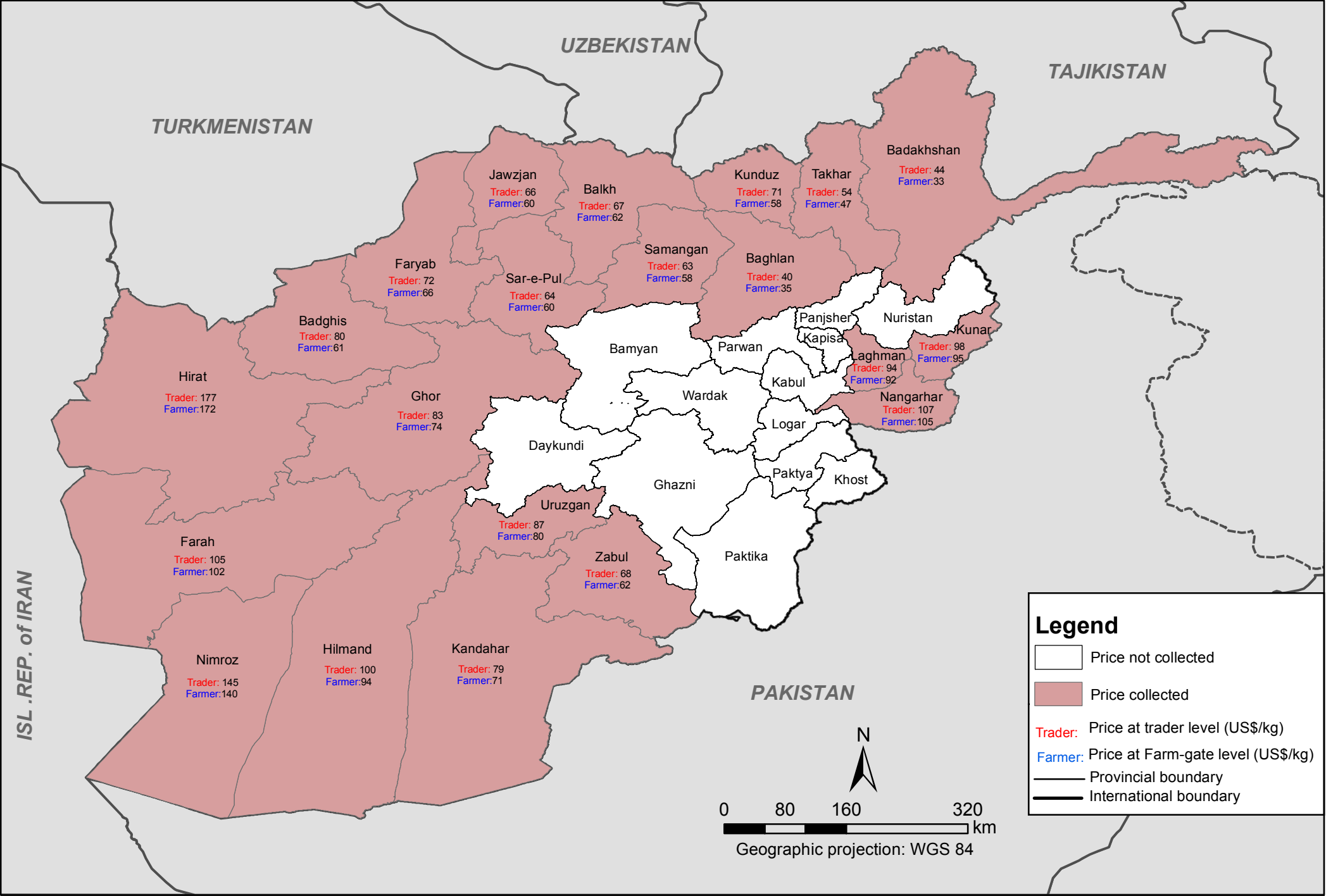
10 METHODOLOGY:

- Prices are collected in the last week of every month from around twenty farmers and equal numbers of trader prices are collected by MCN Survey coordinators generally from different farmers and traders each month; however, the price data collection is sourced from a few known farmers and traders as well.
- Opium prices are collected from 21 of 34 provinces namely Badakhshan, Baghlan, Badghis, Balkh, Farah, Faryab, Ghor, Hilmand, Hirat, Kandahar, Kunar, Kunduz, Laghman, Nangarhar, Nimroz, Uruzgan, Takhar, Sur-Pul, Samangan, Jawzjan and Zabul. The prices of dry and fresh opium are collected from farmers (at farm-gate level) and traders (at trader level).
- Different varieties of heroin, morphine and cannabis resin prices are collected from six provinces of Afghanistan namely Badakhshan, Balkh, Hirat, Nangarhar, Kandahar and Takhar.
- Prices of some licit crops such as wheat, saffron, imported and local rice is also collected from six provinces of Afghanistan and included in this report.
- Prices of poppy seeds, cannabis seeds and acetic anhydride are included in the report as well.
- The prices are also presented in local currency for convenience of certain analysis; however, the national average prices are presented in USD. At the regional level, average prices are reflected in local currency with exception of the Western region since prices are reported in two different currencies.
- Prices are reported in different currencies in different regions. The prices in Eastern region (Kunar, Laghman and Nangarhar) and Southern region (Kandahar, Hilmand, Uruzgan and Zabul) are reported in Pakistani rupees. In Northern (Balkh, Baghlan, Farayb, Sur-Pul, Samangan and Jawzjan) and North-eastern (Badakhshan, Kunduz and Takhar) regions, the prices are reported in Afghani. However, prices are reported in two different currencies namely Afghani and Iranian Tuman in Western (Hirat, Nimroz, Farah, Badghis and Ghor) region. The prices are converted in US\$ using the exchange rate from oanda.com site considering the rates on the same date the observation is made.

Table 18: Number of observations of dry and fresh opium prices

	Number of observations (n)		Number of provinces price collected
	Farm-gate price	Trader price	
Dry Opium	206	206	21
Fresh Opium	154	154	17

Afghanistan: Average dry opium price (November 2018)



Source: Government of Afghanistan - NSDMCN

Note: The boundaries and names shown and the designations used on this map do not imply official endorsement or acceptance by the United Nations.

The dotted line represents approximately the line of control in Jammu and Kashmir agreed upon by India and Pakistan. The final status of Jammu and Kashmir has not yet been agreed upon by the parties.