



**Islamic Republic of Afghanistan
Ministry of Counter Narcotics**



UNODC
United Nations Office on
Drugs and Crime

مطابق میزان 1393 هجری November 2014

Afghanistan Drug Price Monitoring Monthly Report



**Ministry of Counter Narcotics, Islamic Republic of Afghanistan, Kabul
And
United Nations Office on Drugs and Crime, Kabul**

Abbreviations

MCN: Ministry of Counter Narcotics

UNODC: United Nations Office on Drugs and Crime

ACKNOWLEDGEMENTS

The following organizations and individuals contributed to the drug price data collection and analysis and preparation of this report:

Ministry of Counter-Narcotics:

Mohammad Ibrahim Azhar (Deputy Minister), Haroon Rashid Sherzad (Deputy Minister), Mir Abdullah Sadat (Director of Narcotics Survey Directorate), Sayed Najibullah Ahmadi (Economic specialist) Saraj Ahmad (Deputy Director of Narcotics Survey Directorate), Nasir Ahmad (Deputy Director of Narcotics Survey Directorate) Mohammad Ajmal (Database Officer), Sayed Shahenshah (Quality Control and Digit Specialist), Mohammad Hakim Hayat (Eradication Reporter), Mujtaba (Data entry) Fazel Karim Alimi (Admin & Finance Officer).

Survey Coordinators: Eshaq Masumi (Central Region), Mohammed Ishaq Anderabi (North-Eastern Region), Abdul Latif Ehsan (Western Region), Fida Mohammad (Northern Region), Khalil Ahmad (Southern Region) and Abdullah Dawodkhel (Eastern Region).

United Nations Office on Drugs and Crime

Devashish Dhar (International Project Coordinator), Abdul Manan Ahmadzai (Senior Survey Officer), Noor Mohammad Sadiq (Database Developer), Ahmad Jawid Ghiasee and Sayed Mehdi Sadat (Remote sensing analysts), Abdul Rahman Laiq (Capacity Building Officer), Asia Noory (Project Associate), Ziaulhaq Sidiqi (GIS Associate), Qahir Khan National Research Officer, Balochistan (Pakistan) and Shaukat Ullah Khan National Research Officer Peshawar (Pakistan)

Survey Coordinators: Abdul Basir Basiret (Eastern Region), Bashir Ahmad Shakir (Southern Region), Sayd Ghawash Nayer (Western Region), Emran Mehrwarz (North-eastern Region), Rahimullah Omar (Central Region)

Drug price report in Afghanistan was made possible by financial contribution from the Governments of United States of America and United Kingdom.

Drug price by year (November 2013 - November 2014)

- **Average¹ price of dry Opium in Afghanistan, (US\$/kg)**

Dry Opium	Nov-13	Nov-14	Increase/ Decrease (%)
<i>Farm-gate price (US\$/Kg)</i>	146	140	-4%
<i>Trader price (US\$/Kg)</i>	156	148	-5%

- **Average¹ price of fresh Opium in Afghanistan, (US\$/kg)**

Fresh Opium	Nov-13	Nov-14	Increase/ Decrease (%)
<i>Farm-gate price (US\$/Kg)</i>	124	126	+2%
<i>Trader price (US\$/Kg)</i>	129	131	+2%

- **Average¹ price of Heroin in Afghanistan, (US\$/kg)**

Heroin	Nov-13	Nov-14	Increase/ Decrease (%)
<i>High Quality</i>	3395	2658	-22%
<i>Medium Quality</i>	2214	1933	-13%

- **Average¹ price of Cannabis Resin in Afghanistan, (US\$/kg)**

Types of cannabis resin	Nov-13	Nov-14	Increase/ Decrease (%)
<i>Cannabis resin (Garda # 1) price (US\$/kg)</i>	130	101	-22%
<i>Cannabis resin (Garda # 2) price (US\$/kg)</i>	75	66	-12%
<i>Cannabis resin (Garda # 3) price (US\$/kg)</i>	24	27	+13%

- **Heroin and Hashish (best quality) prices in Peshawar, Pakistan (US\$/kg)**

Best quality of Heroin/Hashish	Nov-13	Nov-14	Increase/Decrease (%)
<i>Heroin - White (Injection) price (US\$/kg)</i>	3,908	3,675	-6%
<i>Hashish - (Garda # 1) price (US\$/kg)</i>	614	656	+7%

¹ Simple average of all observations

- **Heroin and Hashish (best quality) prices in Quetta, Pakistan (US\$/kg)**

Best quality of Heroin/Hashish	Nov-13	Nov-14	Increase/Decrease (%)
Heroin - High quality (Crystal) price (US\$/kg)	4,847	3,843	-21%
Hashish - High quality price (US\$/kg)	406	659	+62%

- **Average² price of Heroin, Opium and Hashish at consumer level in Afghanistan, (US\$/kg)**

Types of drugs	Nov-13	Nov-14	Increase/Decrease (%)
Heroin	5,318	5,159	-3%
Opium	327	258	-21%
Hashish	206	189	-8%

- **Average² price of Wheat, Cotton, Saffron, Imported and Local Rice in Afghanistan, (US\$/kg)**

Types of crops	Nov-13	Nov-14	Increase/Decrease (%)
Wheat	0.39	0.42	+6%
Cotton	1.3	1.3	+5%
Saffron	1,388	1,381	-1%
Rice (imported)*	1.4	1.5	+6%
Rice (local)*	1.0	0.8	-12%

- **Average² price of poppy and cannabis seeds in Afghanistan, (US\$/kg)**

Types of seeds	Nov-13	Nov-14	Increase/Decrease (%)
Cannabis seed	0.41	0.43	+5%
Poppy seed	0.61	0.64	+5%

- **Average² price of acetic anhydride in Afghanistan, (US\$/Lit)**

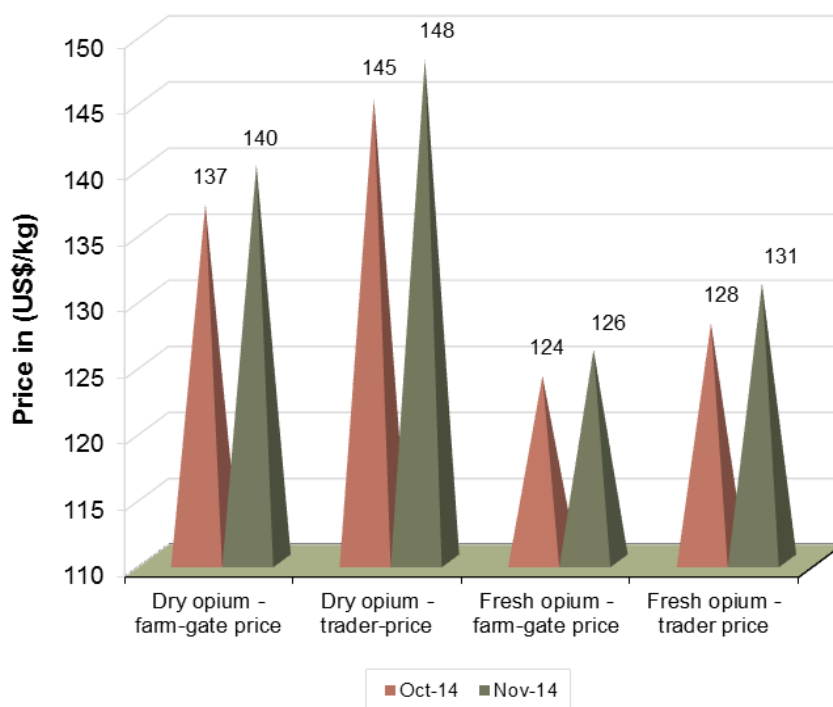
Variety of Acetic Anhydride	Nov-13	Nov-14	Increase/Decrease (%)
Acetic Anhydride - A*	220	284	+29%
Acetic Anhydride - B*	121	139	+15%
Acetic Anhydride - C*	112	129	+16%
Acetic Anhydride - D*	151	154	2%
Acetic Anhydride - E*	139	150	+8%
Acetic Anhydride - F*	180.7	334	+85%

* A, B, C, D, E, F represent different variety of acetic anhydride in Afghanistan.

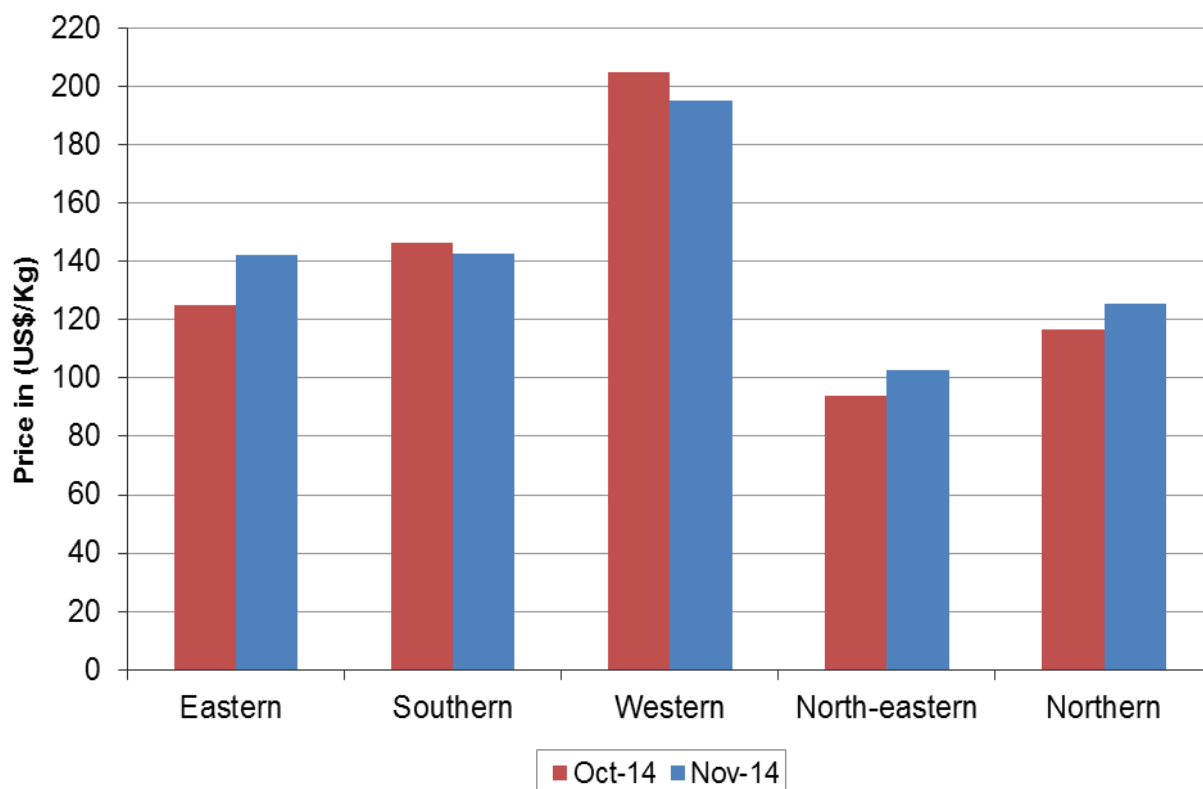
² Simple average of all observations

Drug price by Month (October 2014 – November 2014)

Price change of Dry Opium and Fresh Opium (October 2014 and November 2014)



Regional average price of dry opium from traders (October 2014 – November 2014)

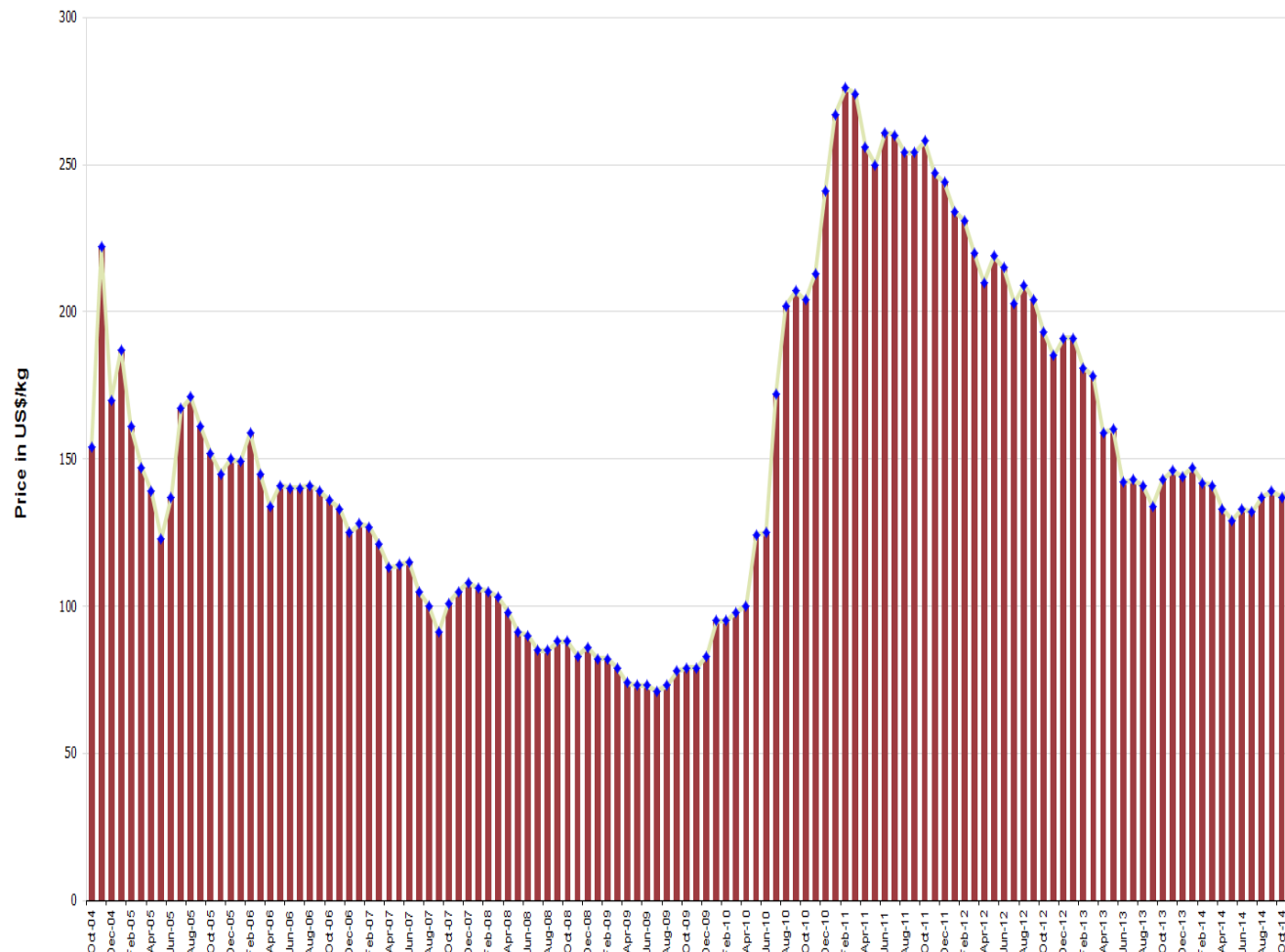


DRY OPIUM

FARM-GATE PRICE:

The national average price for one kilogram of dry opium in Afghanistan at the farm-gate level was **US\$ 140/kg** at the end of November 2014 which is 2% higher compared to price reported in October 2014 (**US\$ 137/kg**). The average dry opium price at the farm-gate level in October 2014 is 4% lower than the price reported in November 2013 which was **US\$ 146/kg**. The dry opium price has a decreasing trend since February 2011.

Graph 1: National ²Average price of dry opium at farm-gate level from Sep 2004 to Nov 2014



Dry Opium (Chaynaki Quality):

FARM-GATE PRICE:

Price of opium (dry) was not found to be varying with quality in different regions. In Balkh and Hilmand provinces another quality of dry opium by the name of **Chaynaki** is available at Farm-gate and trader level. The **Chaynaki** quality of dry opium more air dried than other varieties. The average price of 1 kilogram of **Chaynaki** dry opium at Farm-gate level in Balkh province is **US\$ 167/kg** in November 2014 showing a decrease of 1% compared to the price reported in October 2014 (**US\$ 169**). The average price of 1 kilogram of **Chaynaki** dry opium at farm-gate level in Hilmand province is **US\$ 357/kg** in November 2014 with a decreased by 2% compared to the price reported in October 2014 (**US\$ 363**).

Table 1: Average² price of dry opium (Chaynaki quality) at farm-gate level (US\$/Kg)

Dry Opium (Chaynaki quality)	Balkh		Change (Nov-Oct) %	Hilmand		Change (Nov-Oct) %
	Oct-14	Nov-14		Oct-14	Nov-14	
Farm-gate price (US\$/Kg)	169	167	-1%	363	357	-2%

² Simple average of all observations

DRY OPIUM:

TRADER PRICE

The national average dry opium price collected from traders was **US\$ 148/kg** at the end of November 2014 showing **2%** increase compared to the price reported last month (October 2014) (**US\$ 145/kg**). The average dry opium price at trader level in November 2014 is **5%** lower than the price reported last year (November 2013) which was **US\$ 156/kg**.

Dry opium price collected from traders has increased by 14%, 9% and 8% in Eastern, North-eastern and Northern regions respectively. Price decreased by 5% and 3% in Western and Southern regions respectively.

Table 2: Regional average³ price of dry opium collected from traders (US\$/Kg)

Region	Price of Dry Opium (US\$/Kg)		Price change (%)
	Oct-14	Nov-14	
Eastern region (Kunar, Laghman, Nangarhar)	125	142	+14%
Southern region (Hilmand, Kandahar, Uruzgan, Zabul)	146	143	-3%
Western region (Badghis, Farah, Ghor, Hirat, Nimroz)	205	195	-5%
North-eastern region (Badakhshan, Kunduz, Takhar)	94	103	+9%
Northern region (Baghlan, Balkh, Faryab)	117	125	+8%
Average	145	148	+2%

Dry Opium (Chaynaki Quality):

TRADER PRICE:

In Balkh province, the average price of 1 kilogram of **Chaynaki** dry opium at trader level is **US\$ 176/kg** in November 2014 showing a decrease of **2%** compared to the price reported in October 2014 (**US\$ 179/kg**). In Hilmand province, the average price of 1 kilogram of **Chaynaki** dry opium at trader level is **US\$ 379/kg** in November 2014 increased by **1%** compared to the price reported in October 2014 (**US\$ 385**)

Table 3: Average³ price of dry opium (Chaynaki quality) at trader level (US\$/Kg)

Dry Opium (Chaynaki quality)	Balkh		Change (Nov-Oct) %	Hilmand		Change (Nov-Oct) %
	Oct-14	Nov-14		Oct-14	Nov-14	
Trader price (US\$/Kg)	179	176	-2%	385	379	-1%

³ Simple average of all observations

Graph 2: Regional average⁴ price of dry opium from traders (January 2005 to November 2014)

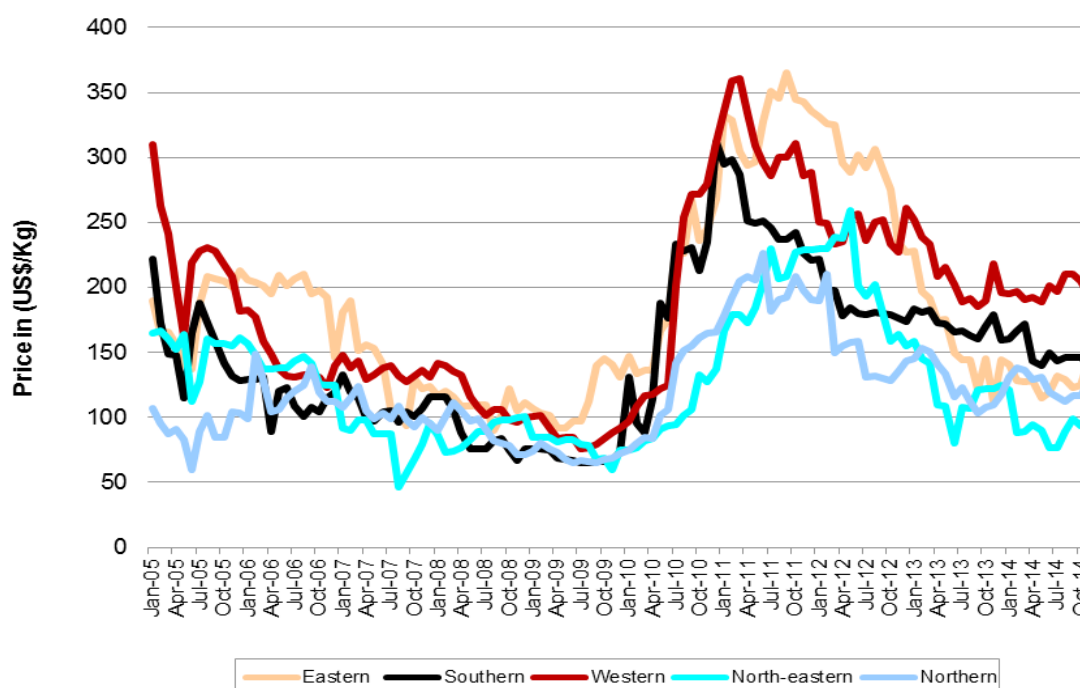


Table 4: Regional average⁴ price of dry opium at farm-gate and trader level in local currency

		Price of 1 kg of Dry Opium in local currency					
		Oct-14		Nov-14			
Region	Local currency	Farm-gate	Trader	Farm-gate	Trader	Change at farm-gate level (Nov-Oct) (%)	Change at trader level (Nov-Oct) (%)
Eastern region (Kunar, Laghman, Nangarhar)	Pakistani Rupee	12,506	12,757	14,031	14,327	+12%	+12%
Southern region (Hilmand, Kandahar, Uruzgan, Zabul)	Pakistani Rupee	14,109	14,886	13,663	14,293	-3%	-4%
Western region (Badghis, Ghor) *	Afghani	11,450	11,847	10,403	10,800	-9%	-9%
Western region (Farah, Hirat, Nimroz) *	Imnian Tuman	644,091	688,555	620,424	664,889	-4%	-3%
North-eastern region (Badakhshan, Kunduz, Takhar)	Afghani	4,418	5,325	4,711	5,946	+7%	+12%
Northern region (Baghlan, Balkh, Faryab)	Afghani	6,536	6,736	7,050	7,278	+8%	+8%

* Western region is divided in two groups because of prices available in two currencies.

⁴ Simple average of all observations

FRESH OPIUM

At the end of November 2014, the national average price of fresh opium decreased by 2% from **US\$ 124.1/kg** in October 2014 to **US\$ 126/kg in November 2014** at the farm-gate level. Similarly, the national average price of fresh opium at trader level decreased by 2% from **US\$ 128/kg** in October 2014 to **US\$ 131/kg** this month (November 2014).

Graph 3: National average⁵ price of fresh opium at farm-gate and trader level, US\$/kg (August 2009 to November 2014)

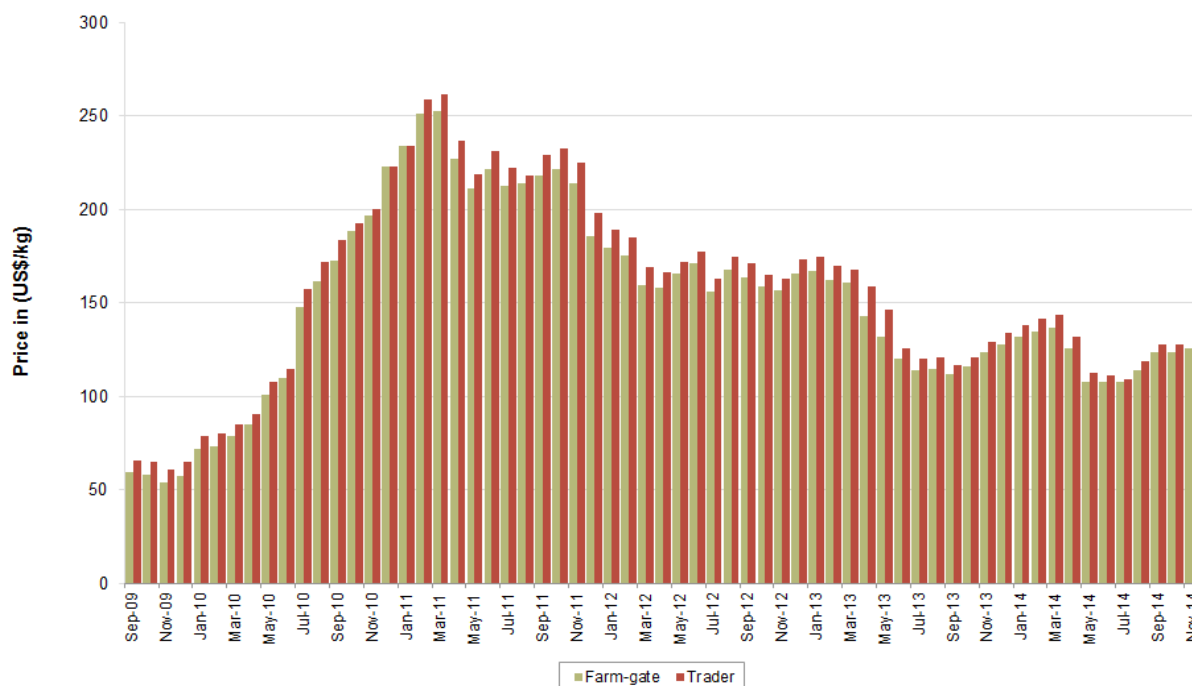


Table 5: Regional average⁵ price of fresh opium at farm-gate and trader level in local currency

		Price of 1 kg of Fresh Opium in local currency					
		Oct-14		Nov-14			
Region	Local currency	Farm-gate	Trader	Farm-gate	Trader	Change at farm-gate level (Nov-Oct) (%)	Change at trader level (Nov-Oct) (%)
Eastern region (Kunar, Laghman, Nangarhar)	Pakistani Rupee	10,965	11,209	NA	NA	NA	NA
Southern region (Hilmand, Kandahar, Uruzgan, Zabul)	Pakistani Rupee	12,572	13,205	12,061	12,549	-4%	-5%
Western region (Badghis, Ghor) *	Afghani	8,144	8,394	7,549	7,799	-7%	-7%
Western region (Farah, Hirat, Nimroz) *	Imanian Tuman	530,219	544,135	496,930	510,846	-6%	-6%
North-eastern region (Badakhshan, Kunduz, Takhar)	Afghani	NA	NA	NA	NA	NA	NA
Northern region (Baghlan, Balkh, Faryab)	Afghani	5,755	5,979	6,170	6,404	+7%	+7%

* Western region is divided in two groups because of prices available in two currencies

⁵ Simple average of all observations

HEROIN

There are several types of heroin available in Afghanistan with different quality. The prices of White powder (injection) in Nangarhar province, White powder (Crystal) in Kandahar and Balkh provinces, Off-white (Crystal)-100% in Badakhshan province and White powder-high quality (70-80% pure) in Hirat province are the most expensive heroin reported in Afghanistan. The cheapest heroin (**US\$ 30/kg**) is called as Khata # 2 reported in Nangarhar province.

Table 7: Prices of different types of Heroin in Afghanistan,(US\$/kg), Nov 2013 – Nov 2014

Types of Heroin	Nov-13	Dec-13	Jan-14	Feb-14	Mar-14	Apr-14	May-14	Jun-14	Jul-14	Aug-14	Sep-14	Oct-14	Nov-14	Change (Nov-Oct) %
Chara (20%)	1,709	1,753	1,224	1,094	1,095	1,104	1,009	1,023	1,030	1,198	998	1,004	1,051	+5%
Off- white powder (Crystal) - 100%	4,113	4,219	3,585	3,281	3,286	2,408	2,220	2,250	2,266	2,367	2,450	2,463	2,584	+5%
Best powder	3,517	3,389	3,512	3,590	3,621	3,509	3,514	3,618	3,680	3,629	3,691	3,665	3,704	+1%
White powder (Crystal)	4,106	4,060	4,180	4,192	4,212	4,140	4,123	4,221	4,227	4,157	4,240	4,166	4,187	+0%
Morphine	2,193	1,759	1,856	2,007	1,891	2,015	2,009	2,103	2,044	2,069	2,204	1,721	2,062	+20%
Off- white coarse powder (Crystal)	2,618	2,043	2,041	1,997	1,563	1,346	1,339	1,385	1,425	1,400	1,387	1,310	1,335	+2%
White powder - high quality (70-80% pure)	3,768	2,922	2,942	2,877	2,713	2,890	2,953	3,110	3,000	2,922	3,067	2,827	2,899	+3%
White powder - low quality (less than 50% pure)	1,939	1,461	1,478	1,465	1,331	1,413	1,431	1,483	1,480	1,391	1,475	1,355	1,380	+2%
Morphine	2,046	2,000	2,007	2,077	2,165	2,062	2,099	2,139	2,084	2,050	2,030	2,018	1,987	-2%
Off- white powder (Batan) - high quality	1,814	1,810	1,816	1,884	1,959	1,856	1,884	1,930	1,879	1,846	1,824	1,772	1,739	-2%
Off- white powder (Batan) - low quality	1,209	1,143	1,147	1,237	1,237	1,237	1,249	1,283	1,239	1,214	1,197	1,181	1,143	-3%
White powder (Crystal)	3,069	3,048	3,058	3,285	3,299	3,093	3,072	3,129	3,067	2,996	2,972	2,954	1,987	-33%
Best powder	930	1,190	1,242	1,103	1,241	1,134	1,020	1,040	1,219	990	884	828	1,192	+44%
Chara # 1	84	86	115	77	114	82	82	94	81	99	88	78	79	+2%
Chara # 2	37	48	76	58	62	41	41	73	51	59	59	58	50	-15%
Khata # 1	74	76	76	67	83	52	60	73	71	89	74	68	70	+2%
Khata # 2	28	38	38	48	52	31	31	52	46	50	49	49	30	-39%
Off- white powder (Batan)	1,860	1,905	1,911	1,726	1,964	2,062	1,938	1,769	1,828	1,782	1,768	1,947	1,788	+8%
White powder (Injection)	2,604	2,571	2,676	2,686	2,895	2,577	2,447	2,289	2,437	2,079	2,062	2,142	2,384	+11%
Off- white powder (Crystal) - 60%	2,708	2,779	2,099	2,038	2,041	1,606	1,413	1,432	1,442	1,677	1,750	1,774	1,906	+7%

Graph 4: Prices of different types of heroin in Afghanistan, (US\$/kg), November 2014

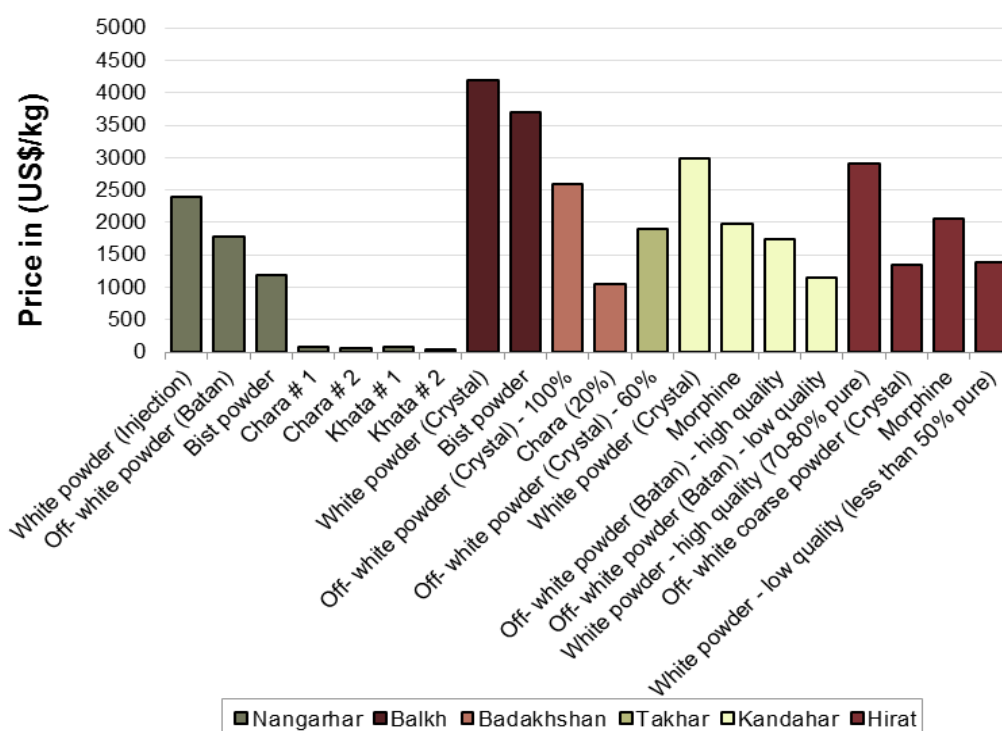


Table 8: Prices of 1 kilogram of different types of Heroin in local currency

Province	Types of heroin	Local currency	Prices of 1 kg of different types of heroin in local currency		Change (Nov-Oct) %
			Oct-14	Nov-14	
Badakhshan	Chara (20%)	Afghani	58,100	61,000	+5%
	Off- white powder (Crystal) - 100%	Afghani	142,500	150,000	+5%
Balkh	Bist powder	Afghani	212,000	215,000	+1%
	White powder (Crystal)	Afghani	241,000	243,000	+1%
Hirat	Morphine	Iranian Tuman	5,780,000	6,797,000	+18%
	Off- white coarse powder (Crystal)	Iranian Tuman	4,400,000	4,400,000	+0%
	White powder - high quality (70-80% pure)	Iranian Tuman	9,494,000	9,555,000	+1%
	White powder - low quality (less than 50% pure)	Iranian Tuman	4,550,000	4,550,000	+0%
Kandahar	Morphine	Pakistani Rupee	205,000	200,000	-2%
	Off- white powder (Batan) - high quality	Pakistani Rupee	180,000	175,000	-3%
	Off- white powder (Batan) - low quality	Pakistani Rupee	120,000	115,000	-4%
	White powder (Crystal)	Pakistani Rupee	300,000	300,000	+0%
Nangarhar	Bist powder	Pakistani Rupee	85,000	120,000	+41%
	Chara # 1	Pakistani Rupee	8,000	8,000	+0%
	Chara # 2	Pakistani Rupee	6,000	5,000	-17%
	Khata # 1	Pakistani Rupee	7,000	7,000	0%
	Khata # 2	Pakistani Rupee	5,000	3,000	-40%
	Off- white powder (Batan)	Pakistani Rupee	200,000	180,000	-10%
	White powder (Injection)	Pakistani Rupee	220,000	240,000	+9%
Takhar	Off- white powder (Crystal) - 60%	Pakistani Rupee	102600	110600	+8%

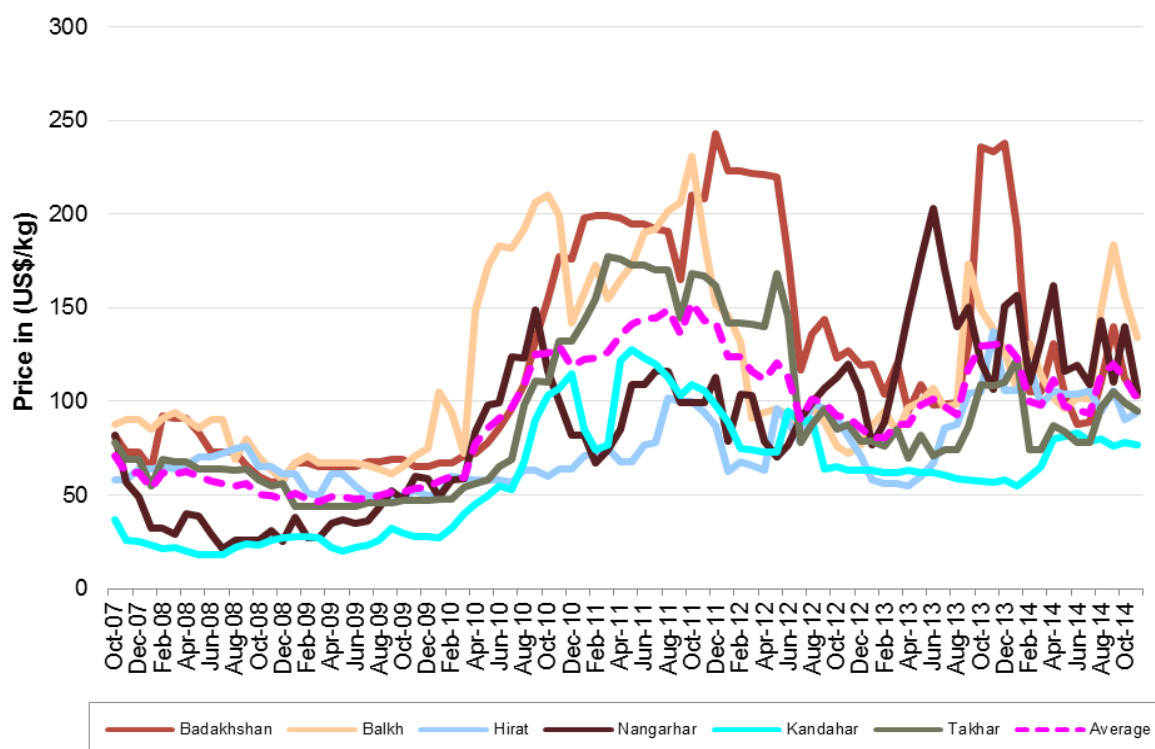
CANNABIS RESIN:

There are mainly three types of cannabis resin available in Afghanistan namely Garda # 1, # 2 and # 3 with quality as best, moderate and fair respectively. Garda # 1 (Shirak) in Badakhshan province was the most expensive cannabis resin because of its pure quality. Earlier Garda # 1 (Jooshi) of Balkh province was most expensive and popular because of its high quality however it lost its demand due to its blending with lower quality hashish.

Table 9: Prices of different types of cannabis resin in Afghanistan, (US\$/kg), Nov 2013 – Nov 2014

Province	Types of cannabis resin	Nov-13	Dec-13	Jan-14	Feb-14	Mar-14	Apr-14	May-14	Jun-14	Jul-14	Aug-14	Sep-14	Oct-14	Nov-14	Change (Nov-Oct) %
Badakhshan	Garda # 1 (Shirak)	233	238	192	105	105	131	104	88	89	110	140	112	103	-8%
Balkh	Garda # 1 (Jooshi)	138	127	114	131	114	102	96	102	101	149	184	156	134	-14%
	Garda # 2 (Morchajosh)	112	97	88	96	87	79	73	97	94	105	140	121	103	-15%
Hirat	Garda # 1	137	106	106	120	98	106	104	104	106	95	106	90	94	+4%
	Garda # 2	86	67	53	67	58	53	61	60	53	61	66	47	48	+2%
Kandahar	Garda # 1	57	58	55	60	65	80	81	83	79	80	76	78	77	-0.5%
	Garda # 2	41	42	39	39	46	47	47	49	47	48	46	47	45	-4%
	Garda # 3	21	21	19	20	25	27	28	30	27	27	24	26	24	-5%
Nangarhar	Garda # 1	106	151	157	110	132	162	116	119	109	143	110	140	105	-25%
	Garda # 2	60	89	96	82	88	74	65	67	58	94	85	91	67	-26%
	Garda # 3	27	34	41	34	44	44	36	33	22	29	28	34	30	-12%
Takhar	Garda # 1 (Shirak)	108	110	122	74	74	87	84	78	78	97	105	99	95	-4%

Graph 5: Average⁶ price of cannabis resin (Garda # 1, best quality) in US\$/kg, Oct 2007 – Nov 2014



⁶ Simple average of all observations

Graph 6: Prices of different types of cannabis resin in Afghanistan, (US\$/kg), November 2014

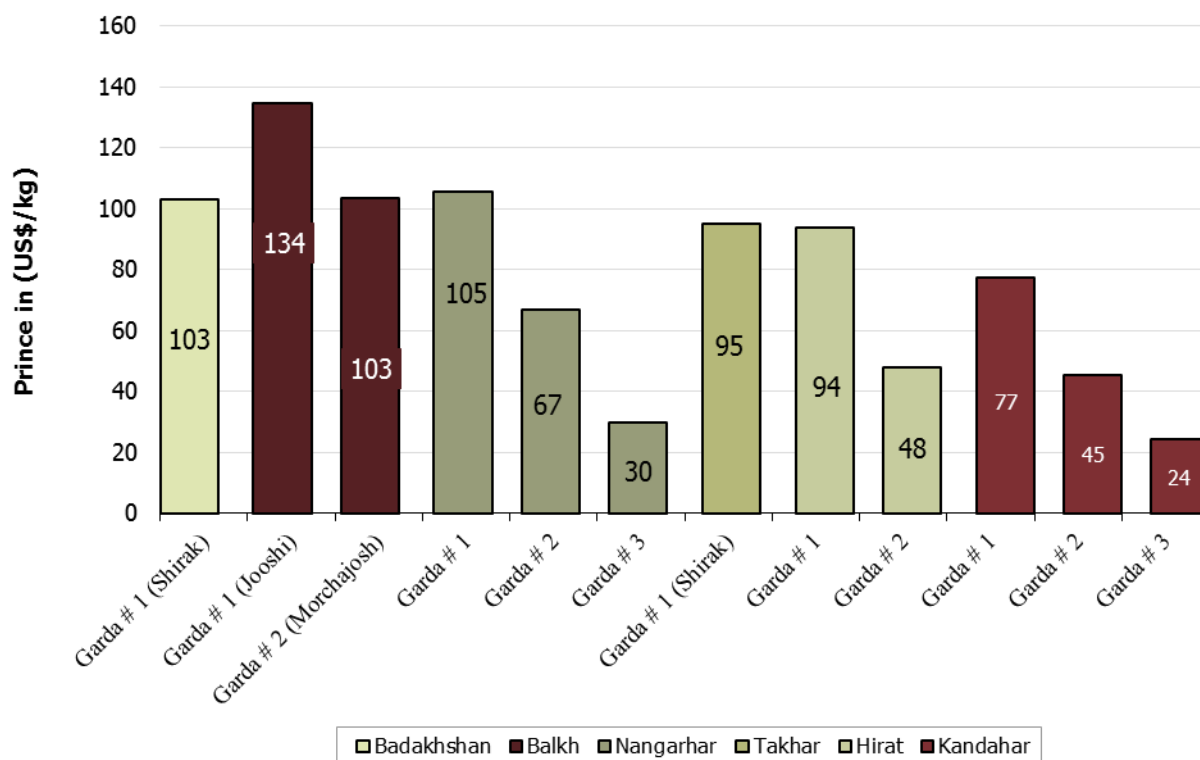


Table 10: Prices of 1 kilogram of different types of cannabis resin in Afghanistan in local currency, October 2014 – November 2014

			Prices of 1 kg of different types of cannabis resin in local currency		Change (Nov-Oct) %
Province	Types of cannabis resin	Local currency	Oct-14	Nov-14	
Badakhshan	Garda # 1 (Shirak)	Afghani	6,500	6,000	-8%
Balkh	Garda # 1 (Jooshi)	Afghani	9,000	7,800	-13%
	Garda # 2 (Morchajosh)	Afghani	7,000	6,000	-14%
Hirat	Garda # 1	Iranian Tuman	303,370	308,900	2%
	Garda # 2	Iranian Tuman	157,300	157,300	+0%
Kandahar	Garda # 1	Pakistani Rupee	7,889	7,778	-1%
	Garda # 2	Pakistani Rupee	4,778	4,556	-5%
	Garda # 3	Pakistani Rupee	2,600	2,444	-6%
Nangarhar	Garda # 1	Pakistani Rupee	14,285	10,700	-25%
	Garda # 2	Pakistani Rupee	9,285	6,800	-27%
	Garda # 3	Pakistani Rupee	3,428	3,000	-12%
Takhar	Garda # 1 (Shirak)	Afghani	5,750	5,500	-4%

LICIT CROPS:

Prices of wheat, cotton, saffron, rice (imported) and rice (local) collected in six provinces of Afghanistan are shown in below table.

Table 11: Prices of wheat, cotton, saffron, imported and local rice in Afghanistan in local currency, November 2014

Province	Types of crops	Price/Kg in Pakistani Rupee (PRs)	Price/Kg in Afghani (AFs)	Price/Kg in (US\$)
Badakhshan	Wheat	-	25	0.4
Badakhshan	Rice Imported	-	100	1.7
Badakhshan	Rice Local	-	50	0.9
Balkh	Wheat	-	23	0.4
Balkh	Cotton	-	37	0.6
Balkh	Rice Imported	-	80	1.4
Balkh	Rice Local	-	50	0.9
Hirat	Wheat	-	25	0.4
Hirat	Cotton	-	80	1.4
Hirat	Saffron	-	80,000	1,381
Hirat	Rice Imported	-	80	1.4
Hirat	Rice Local	-	70	1.2
Kandahar	Wheat	50	-	0.5
Kandahar	Cotton	195	-	1.9
Kandahar	Rice Imported	142	-	1.4
Nangarhar	Wheat	41	-	0.4
Nangarhar	Cotton	143	-	1.4
Nangarhar	Rice Imported	139	-	1.4
Nangarhar	Rice Local	43	-	0.4
Takhar	Wheat	-	20	0.3
Takhar	Rice Imported	-	95	1.6
Takhar	Rice Local	-	50	0.9

Table 12: Prices of wheat, cotton, saffron, imported and local rice in Afghanistan, (US\$/kg), November 2013 – November 2014

Types of crops	Nov-13	Dec-13	Jan-14	Feb-14	Mar-14	Apr-14	May-14	Jun-14	Jul-14	Aug-14	Sep-14	Oct-14	Nov-14	Increase/Decrease (%)
Wheat	0.39	0.41	0.41	0.38	0.40	0.41	0.39	0.38	0.38	0.39	0.39	0.50	0.42	-16%
Cotton	1.3	1.4	1.4	1.4	1.6	1.5	1.5	1.6	1.5	1.5	1.4	1.4	1.3	-3%
Saffron	1,388	1,419	1,405	1,307	1,397	1,404	1,564	1,589	1,600	1,581	1,577	1,560	1,381	-11%
Rice (Imported)	1.4	1.5	1.5	1.4	1.4	1.5	1.4	1.5	1.5	1.5	1.5	1.5	1.5	+2%
Rice (Local)	1.0	1.0	0.8	0.8	0.7	0.8	0.7	0.8	0.8	0.9	0.9	1.0	0.8	-18%

CANNABIS AND POPPY SEEDS:

Prices of cannabis and poppy seeds collected from eighteen provinces of Afghanistan are tabulated below.

Table 13: Prices of cannabis and poppy seeds in local currency, October 2014 – November 2014

Province	Types of seed	Local currency	Oct-14	Nov-14	Change (Nov-Oct) (%)
Badakhshan	Poppy seed	Afghani	45	50	+11%
	Cannabis seed	Afghani	35	30	-14%
Baghlan	Poppy seed	Afghani	35	40	+14%
	Cannabis seed	Afghani	20	20	+0%
Balkh	Poppy seed	Afghani	40	50	+25%
	Cannabis seed	Afghani	20	20	+0%
Farah	Poppy seed	Afghani	35	35	+0%
	Cannabis seed	Afghani	33	40	+23%
Faryab	Poppy seed	Afghani	70	80	+14%
	Cannabis seed	Afghani	20	20	+0%
Hilmand	Poppy seed	Afghani	36	36	+0%
	Cannabis seed	Afghani	22	22	+0%
Hirat	Poppy seed	Afghani	30	35	+17%
	Cannabis seed	Afghani	33	38	+15%
Kabul	Poppy seed	Afghani	20	20	0%
Kandahar	Poppy seed	Afghani	37	37	+0%
	Cannabis seed	Afghani	22	22	+0%
Kapisa	Poppy seed	Afghani	10	10	+0%
Kunar	Poppy seed	Pakistani Ruppee	34	40	+18%
Laghman	Poppy seed	Pakistani Ruppee	43	43	+0%
Logar	Cannabis seed	Afghani	43	35	-19%
Nangarhar	Poppy seed	Pakistani Ruppee	50	43	-14%
	Cannabis seed	Pakistani Ruppee	14	14	+0%
Paktya	Cannabis seed	Afghani	21	22	+5%
Takhar	Poppy seed	Afghani	50	55	+10%
	Cannabis seed	Afghani	40	35	-13%
Uruzgan	Poppy seed	Afghani	36	36	+0%
	Cannabis seed	Afghani	20	20	+0%
Zabul	Poppy seed	Afghani	38	38	+0%
	Cannabis seed	Afghani	22	22	+0%

Table 13: Prices of cannabis and poppy seeds in Afghanistan, (US\$/kg), Oct 2013 – Oct 2014

Types of seeds	Nov-13	Dec-13	Jan-14	Feb-14	Mar-14	Apr-14	May-14	Jun-14	Jul-14	Aug-14	Sep-14	Oct-14	Nov-14	Increase/Decrease (%)
Cannabis seed	0.41	0.44	0.34	0.37	0.37	0.39	0.40	0.43	0.44	0.46	0.42	0.43	0.43	+0%
Poppy seed	0.61	0.69	0.54	0.60	0.59	0.58	0.57	0.58	0.59	0.58	0.60	0.60	0.64	+7%

PRICES OF HEROIN, OPIUM AND HASHISH AT CONSUMER LEVEL:

The consumer prices of heroin, opium and hashish collected from different regions of Afghanistan are as below. The quality of product varies widely in different regions.

Graph 7: Regional average⁷ prices of heroin, opium and hashish at consumer level in (US\$/Kg), November 2014

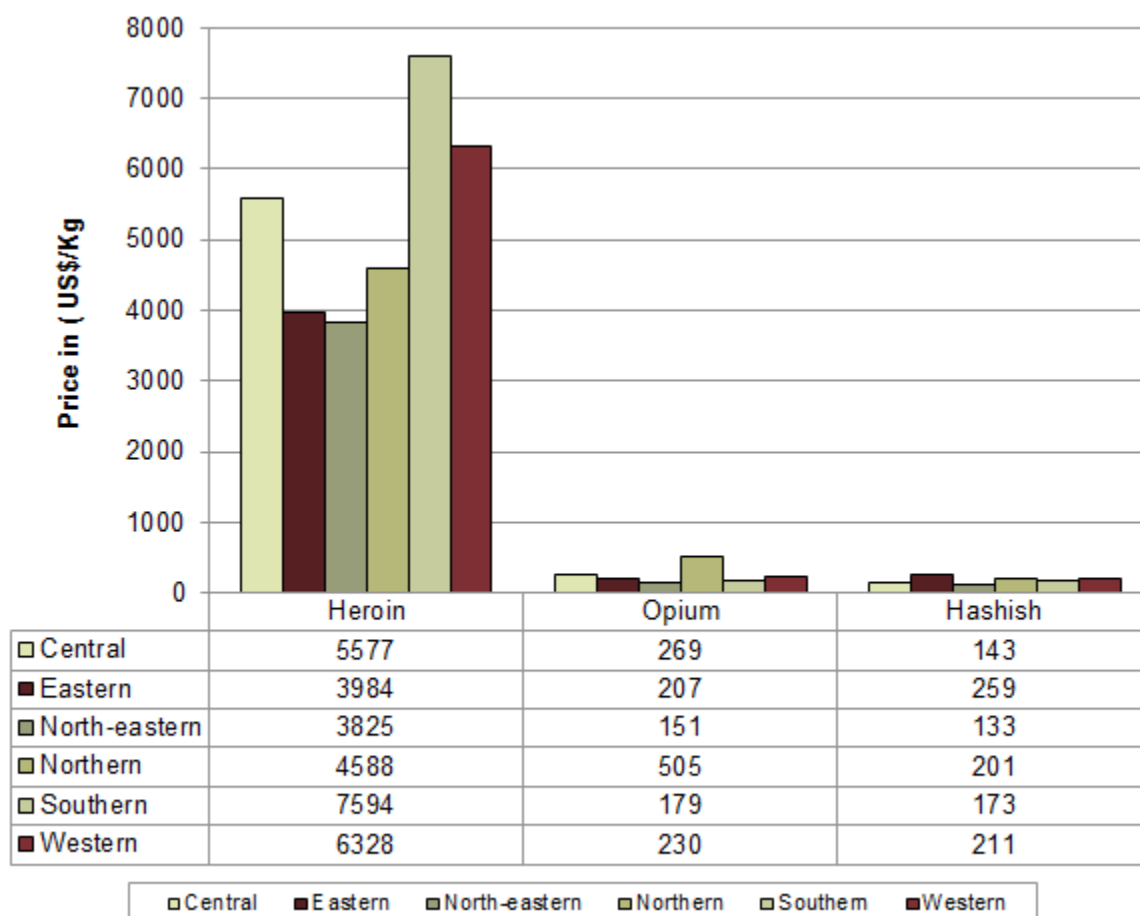


Table 15: Average⁸ prices of Heroin, Opium and Hashish at consumer level in Afghanistan, (US\$/kg), November 2013 – November 2014

Types of drug	Average prices in (US\$/kg)													Change (Nov-Oct) (%)
	Nov-13	Dec-13	Jan-14	Feb-14	Mar-14	Apr-14	May-14	Jun-14	Jul-14	Aug-14	Sep-14	Oct-14	Nov-14	
Heroin	5,318	5,261	4,718	5,389	5,538	5,277	5,246	5,236	5,120	4,940	5,029	5,000	5,159	+3%
Opium	327	330	323	427	336	329	292	283	286	292	292	270	258	-4%
Hashish	206	220	197	204	214	206	202	207	199	215	213	198	189	-5%

⁷ Simple average of all observations

PRICES OF DRUGS IN PAKISTAN:

The prices of different types of opium, heroin and hashish reported from Peshawar and Quetta in Pakistan are as below:

A. PESHAWAR

OPIUM:

There are three types of dry opium namely Opium - Afghanistan (opium of Afghanistan), Opium - Terra and Opium - Tapa (adulterated) available in Peshawar, Pakistan. Opium-Terra is the most expensive opium reported in Peshawar.

Table 14: Prices of different types of opium in Peshawar, Pakistan in (US\$/Kg):

Types of opium	Nov-13	Dec-13	Jan-14	Feb-14	Mar-14	Apr-14	May-14	Jun-14	Jul-14	Aug-14	Sep-14	Oct-14	Nov-14	Change (Nov-Oct) %
Opium - Terra	307	304	267	264	289	290	286	248	241	235	235	233	258	+11%
Opium - Afghanistan	261	266	220	216	233	232	227	227	222	214	216	222	228	+3%
Opium - Tapa (adulterated)	195	195	177	173	191	185	185	186	182	175	167	168	184	+9%

HEROIN:

There are three types of heroin namely White (Injection), Yellow (Batan) and Saada (Ordinary) available in Peshawar, Pakistan. White (injection) type is the most expensive heroin reported in Peshawar.

Table 15: Prices of different types of heroin in Peshawar, Pakistan in (US\$/Kg):

Types of heroin	Nov-13	Dec-13	Jan-14	Feb-14	Mar-14	Apr-14	May-14	Jun-14	Jul-14	Aug-14	Sep-14	Oct-14	Nov-14	Change (Nov-Oct) %
Heroin - White (Injection)	3,908	3,943	2,864	2,925	3,204	3,290	3,369	3,461	3,377	3,380	3,531	3,741	3,675	-2%
Heroin - Yellow (Batan)	3,722	3,800	2,673	2,733	2,997	3,085	3,165	3,254	3,195	3,182	3,335	3,544	3,476	-2%
Heroin - Saada (Ordinary)	2,047	2,071	1,623	1,650	1,798	1,799	1,837	1,911	1,846	1,839	1,913	1,969	1,986	+1%

HASHISH:

There are three types of hashish namely Hashish - Garda # 1, # 2 and # 3 available in Peshawar, Pakistan. Hashish-Garda#1 is the most expensive hashish reported in Peshawar.

Table 16: Prices of different types of Hashish in Peshawar, Pakistan in (US\$/Kg):

Types of hashish	Nov-13	Dec-13	Jan-14	Feb-14	Mar-14	Apr-14	May-14	Jun-14	Jul-14	Aug-14	Sep-14	Oct-14	Nov-14	Change (Nov-Oct) %
Hashish - Garda # 1	614	618	535	547	594	596	612	620	619	636	638	650	656	+1%
Hashish - Garda # 2	456	456	449	446	486	483	490	506	502	497	510	522	526	+1%
Hashish - Garda # 3	400	399	372	379	408	401	393	403	401	388	392	414	397	-4%

Table 17: Prices of different types of drugs in Peshawar, Pakistan in local currency, (Pak Rupee/kg):

		Price in (Pakistani Rupee)/kg	
Types of drugs	Oct-14	Nov-14	Change (Nov-Oct) %
Opium -Afghanistan	22,500	23,000	+2%
Opium -Tapa (Adulterated)	17,100	18,500	+8%
Opium -Terra	23,700	26,000	+10%
Heroin -White (Injection)	380,000	370,000	-3%
Heroin -Yellow (Batan)	360,000	350,000	-3%
Heroin -Saada (Ordinary)	200,000	200,000	+0%
Hashish -Garda # 1	66,000	66,000	+0%
Hashish -Garda # 2	53,000	53,000	+0%
Hashish -Garda # 3	42,000	40,000	-5%

B. QUETTA

OPIUM:

Table 18: Prices of different quality of opium in Quetta, Pakistan in (US\$/Kg):

Quality of opium	Nov-13	Dec-13	Jan-14	Feb-14	Mar-14	Apr-14	May-14	Jun-14	Jul-14	Aug-14	Sep-14	Oct-14	Nov-14	Change (Nov-Oct) %
High quality	415	431	334	336	360	388	367	364	355	358	343	374	399	+7%
Medium quality	369	383	267	254	267	276	265	260	254	259	255	276	289	+5%
Low quality	323	336	210	211	226	235	224	229	203	199	206	217	230	+6%

HEROIN:

Table 19: Prices of different quality of heroin in Quetta, Pakistan in (US\$/Kg):

Quality of heroin	Nov-13	Dec-13	Jan-14	Feb-14	Mar-14	Apr-14	May-14	Jun-14	Jul-14	Aug-14	Sep-14	Oct-14	Nov-14	Change (Nov-Oct) %
High quality (Crystal)	4,847	4,985	3,628	3,453	3,599	3,673	3,571	3,641	3,398	3,484	3,482	3,643	3,843	+5%
Medium quality	2,862	2,972	2,864	2,877	3,085	3,061	3,061	2,913	2,789	2,737	2,698	2,757	2,795	+1%
Low quality	1,754	1,821	1,671	1,678	1,799	1,837	1,786	1,664	1,521	1,593	1,570	1,723	1,797	+4%

HASHISH:

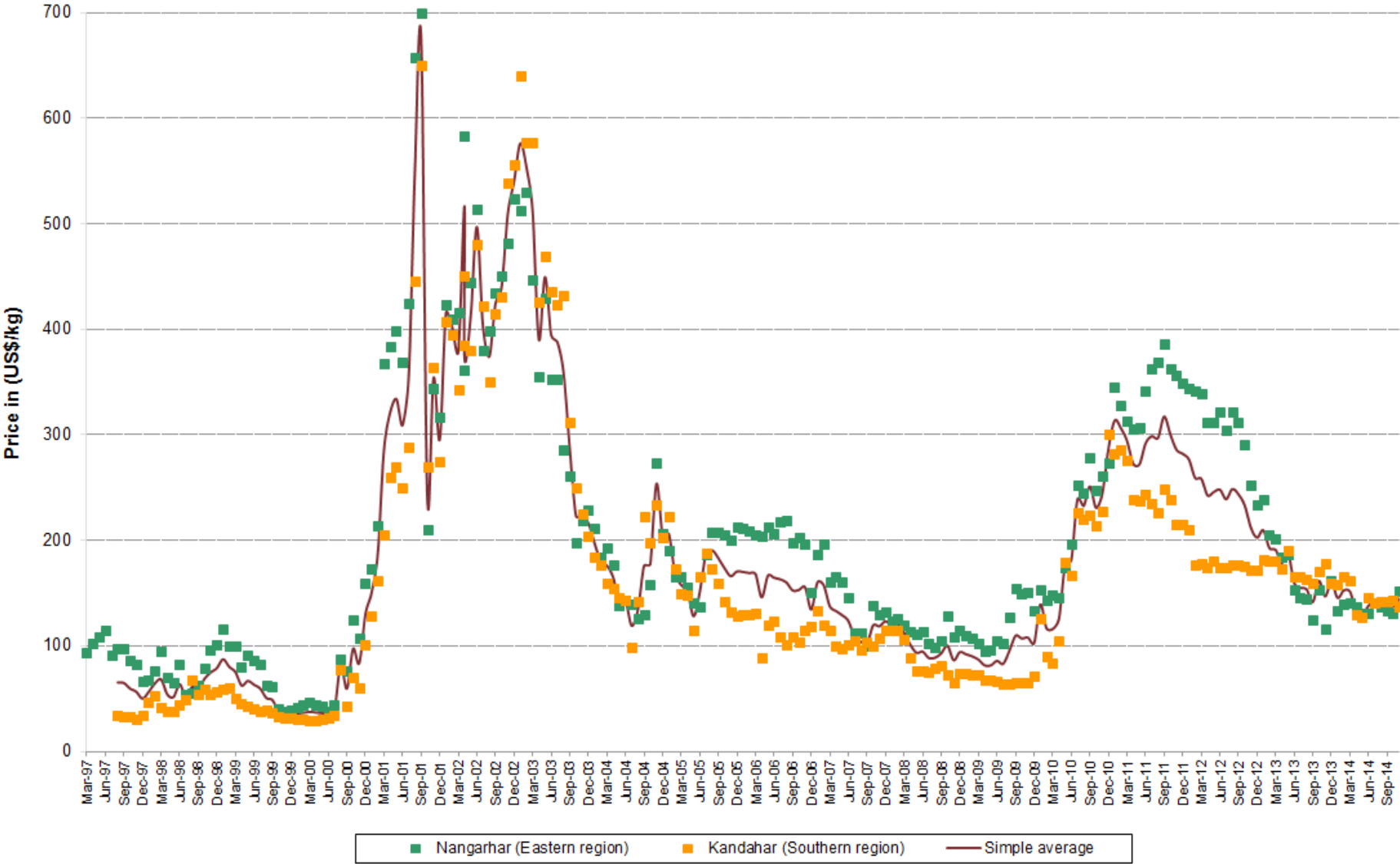
Table 20: Prices of different quality of Hashish in Quetta, Pakistan in (US\$/Kg):

Quality of hashish	Nov-13	Dec-13	Jan-14	Feb-14	Mar-14	Apr-14	May-14	Jun-14	Jul-14	Aug-14	Sep-14	Oct-14	Nov-14	Change (Nov-Oct) %
High quality	406	431	535	537	566	612	612	624	588	597	589	640	659	+3%
Medium quality	342	355	458	432	463	490	510	520	507	498	490	512	529	+3%

Table 21: Prices of different types of drugs in Quetta, Pakistan in local currency, (Pak Rupee/kg):

Types of drugs	Price in (Pakistani Rupee)/kg		
	Oct-14	Nov-14	Change (Nov-Oct) %
Opium -High quality	38,000	40,000	+5%
Opium -Medium quality	28,000	29,000	+4%
Opium -Low quality	22,000	23,000	+5%
Heroin -High quality (Crystal)	370,000	385,000	+4%
Heroin -Medium quality	280,000	280,000	+0%
Heroin -Low quality	175,000	180,000	+3%
Hashish -High quality	65,000	66,000	+2%
Hashish -Medium quality	52,000	53,000	+2%

Graph 8: Average price of dry opium collected from traders in Nangarhar and Kandahar provinces (US\$/Kg), Mar 1997 – Nov 2014



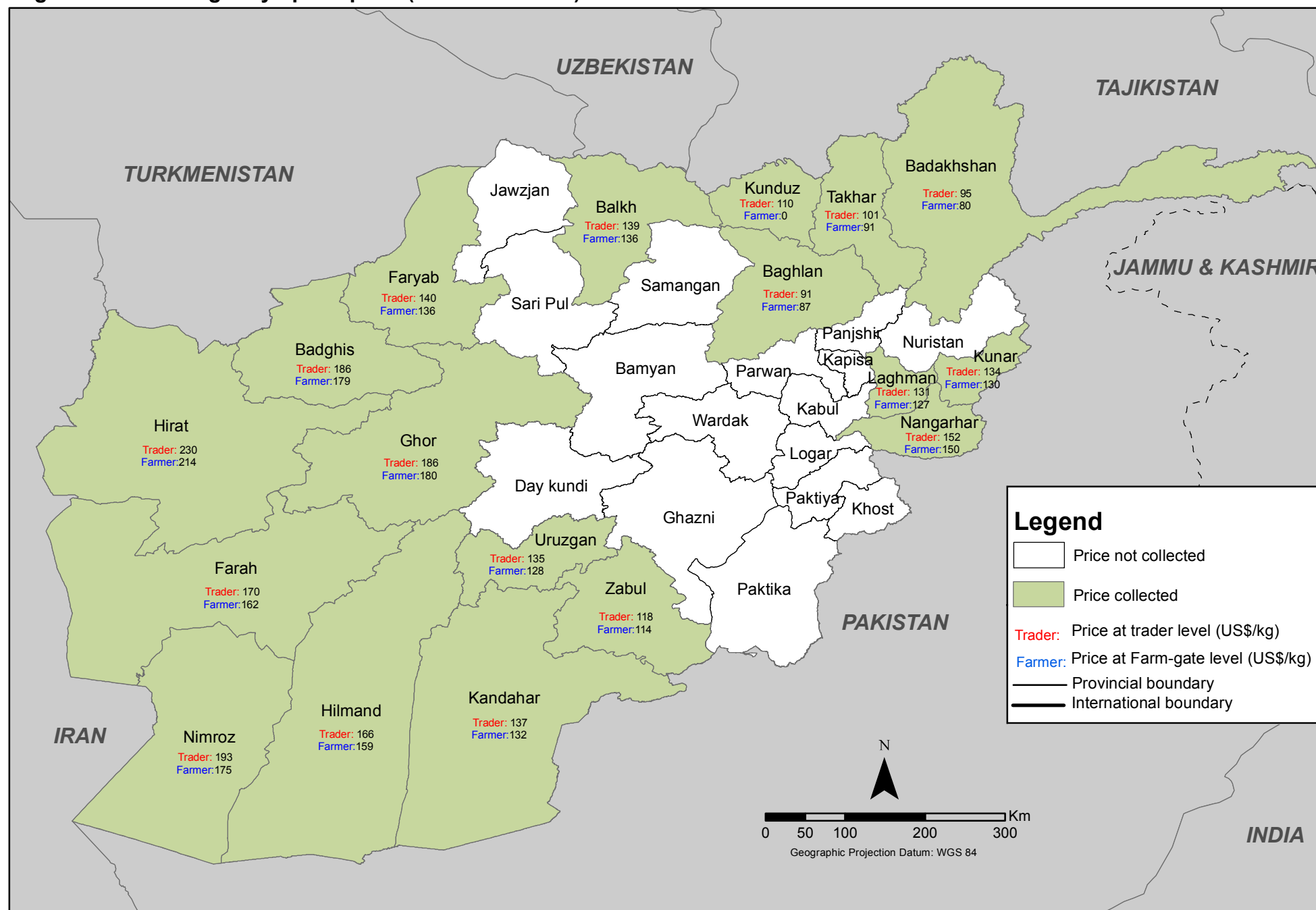
Methodology

- Prices are collected in the last week of every month from around twenty farmers and equal numbers of trader prices are collected by MCN Survey coordinators generally from different farmers and traders each month; however the price data collection is sourced from a few known farmers and traders as well.
- Opium prices are collected from 18 of 34 provinces namely Badakhshan, Baghlan, Badghis, Balkh, Farah, Faryab, Ghor, Hilmand, Hirat, Kandahar, Kunar, Kunduz, Laghman, Nangarhar, Nimroz, Uruzgan, Takhar and Zabul. The prices of dry and fresh opium are collected from farmers (at farm-gate level) and traders (at trader level).
- Different varieties of heroin, morphine and cannabis resin prices are collected from six provinces of Afghanistan namely Badakhshan, Balkh, Hirat, Nangarhar, Kandahar and Takhar.
- Prices of some licit crops such as wheat, saffron, imported and local rice is also collected from six provinces of Afghanistan and included in this report.
- Prices of poppy seeds, cannabis seeds and acetic anhydride are included in the report as well.
- Different varieties of opium, heroin and hashish prices are also collected from Peshawar as well as Quetta province of Pakistan. Prices are collected and reported by UNODC office in Peshawar and Quetta in Pakistan.
- The prices are also presented in local currency for convenience of certain analysis; however the national average prices are presented in USD. At the regional level, average prices are reflected in local currency with exception of the Western region since prices are reported in two different currencies.
- Prices are reported in different currencies in different regions. The prices in Eastern region (Kunar, Laghman and Nangarhar) and Southern region (Kandahar, Hilmand, Uruzgan and Zabul) are reported in Pakistani rupees. In Northern (Balkh, Baghlan, Farayb) and North-eastern (Badakhshan, Kunduz, Takhar) regions, the prices are reported in Afghani. However, prices are reported in two different currencies namely Afghani and Iranian Tuman in Western region. The prices are converted in US\$ using the exchange rate from oanda.com site considering the rates on the same date the observation is made.

Number of observations of dry and fresh opium prices

	Number of observations (n)		Number of provinces price collected
	Farm-gate price	Trader price	
Dry Opium	179	180	18
Fresh Opium	114	114	15

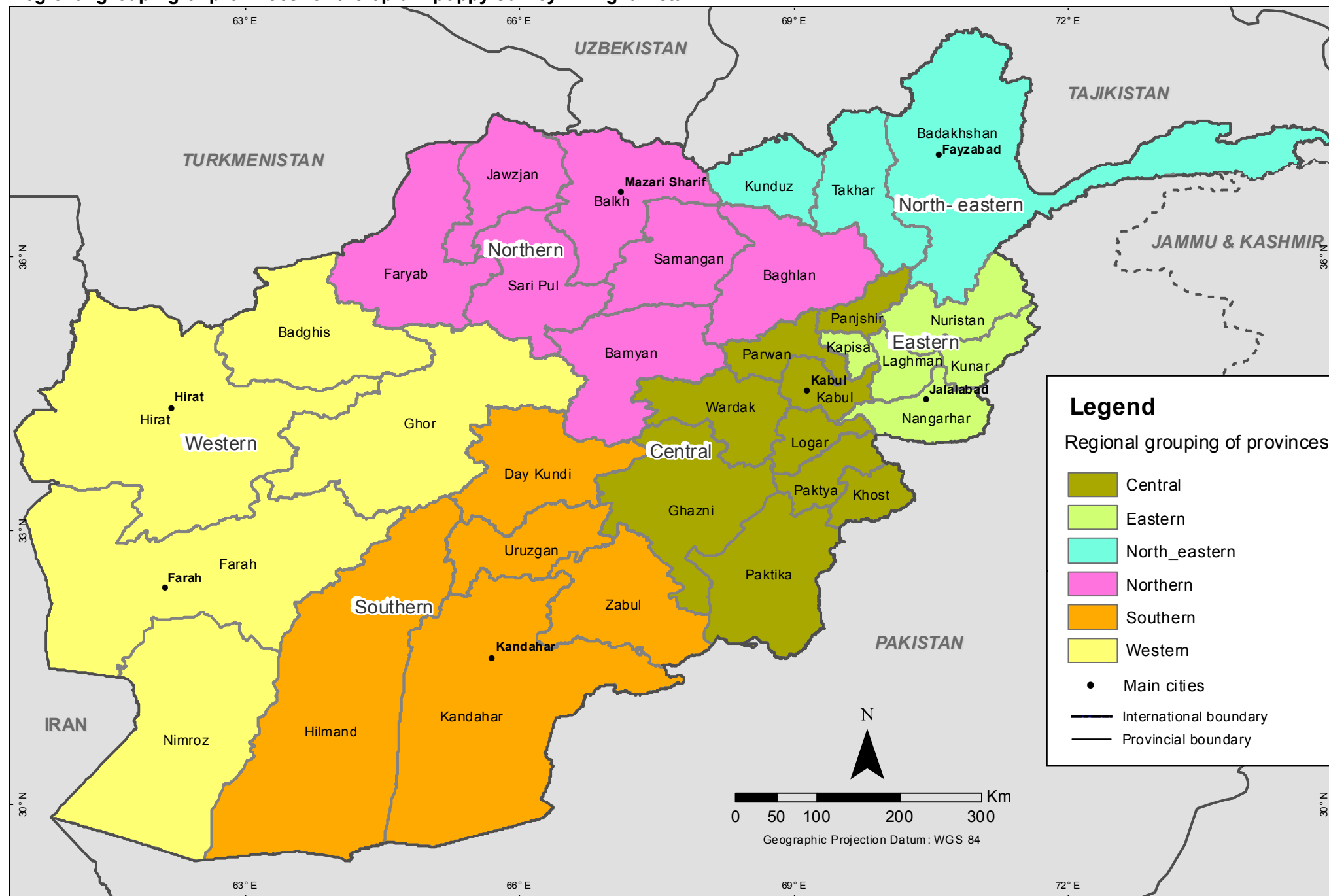
Afghanistan: Average dry opium price (November 2014)



Source: Government of Afghanistan - National monitoring system implemented by MCN / UNODC

Note: The boundaries and names shown and the designations used on this map do not imply official endorsement or acceptance by the United Nations.

Regional grouping of provinces for the opium poppy survey in Afghanistan



Source: Government of Afghanistan. National monitoring system implemented by UNODC

Note: The boundaries and names shown and the designations on this map do not imply official endorsement or acceptance by the United Nations.