



**Islamic Republic of Afghanistan
Ministry of Counter Narcotics
Narcotics Survey Directorate**



**UNODC
United Nations Office on
Drugs and Crime**

November 2017

Afghanistan Drug Price Monitoring Monthly Report



**Ministry of Counter Narcotics, Islamic Republic of Afghanistan, Kabul
And
United Nations Office on Drugs and Crime, Kabul**

ACKNOWLEDGEMENTS

The following organizations and individuals contributed to the drug price data collection, analysis and preparation of this report:

Ministry of Counter-Narcotics

Prof. Salamat Azimi (Minister), Dr. Javid Ahmad Qaem (Deputy Minister Policy and coordination), Sayed Faisal Hosainy (Deputy Minister Admin and Finance), Sayed Najibullah Ahmadi (Director of Narcotics Survey Directorate), Saraj Ahmad Yousufzai (Deputy Director of Narcotics Survey Directorate), Nasir Ahmad Karimi (Deputy Director of Narcotics Survey Directorate), Mohammad Ajmal Sultani (Statistical Data Analyst), Mohammad Hakim Hayat (GIS & Remote sensing analyst), Ahmad Shabir Tayeeb (GIS & Remote Sensing Analyst), Sayed Shahenshah Sadat (Quality Control and Digit Specialist), Ahmad Mustafa Safi (Database Analysis & Statistics Member), Najeem Alcozai (Database Analysis & Statistics Member), Karimdad Qadari (Database Analysis & Statistics Member), and Salma Rezayee (Admin Officer).

Survey Coordinators

Mohammad Yonus Haqdost (Central Region), Mohammed Ishaq Anderabi (North-Eastern Region), Abdul Latif Ehsan (Western Region), Fida Mohammad (Northern Region), Khalil Ahmad (Southern Region) and Abdullah Dawodkhel (Eastern Region).

United Nations Office on Drugs and Crime

Devashish Dhar (International Project Coordinator) Abdul Manan Ahmadzai (Senior Survey Officer), Noor Mohammad Sadiq (Senior Database Developer), Ahmad Jawid Ghiasee and Sayed Mehdi Sadat (Remote sensing analysts), Ziaulhaq Sidiqi (GIS Associate).

Operation support: Asif Majeed (Administrative Officer), Bari Chowdhury (Security Adviser)

Survey Coordinators

Rahimullah Omar (Central Region)

Abbreviations

MCN: Ministry of Counter Narcotics

UNODC: United Nations Office on Drugs and Crime

CONTENTS:

1	KEY FINDINGS:	4
	1.1 Trends of drug prices	4
2	INTRODUCTION:	5
3	OPIUM:	6
	3.1. Dry opium	6
	3.1.1 Dry Opium (Chaynaki Quality)	8
3.2	FRESH OPIUM:	9
4	HEROIN:	10
5	CANNABIS RESIN:	11
6	SEEDS: CANNABIS AND POPPY	13
7	PRICES OF HEROIN, OPIUM AND HASHISH AT CONSUMER LEVEL:...	14
8	PRICE OF ACETIC ANHYDRIDE	14
9	LICIT CROPS:	15
10	METHODOLOGY:	16

1 KEY FINDINGS:

1.1 Trends of drug prices.

	By Month			By Year		
	October_2017	November_2017	Change %	November_2016	November_2017	Change %
Dry opium Farm-gate price (US\$/Kg)	127	120	-5%	209	120	-43%
Dry opium Trader price (US\$/Kg)	134	127	-5%	216	127	-41%
Fresh Opium Farm-gate price (US\$/Kg)	101	99	-2%	189	99	-48%
Fresh Opium Trader price (US\$/Kg)	109	108	-1%	198	108	-46%
Heroin High Quality	3,497	3,221	-8%	3,434	3,221	-6%
Heroin Medium Quality	2,239	2,074	-7%	2,482	2,074	-16%

2 INTRODUCTION:

The Afghanistan Drug Price monitoring is implemented by the Ministry of Counter Narcotics (MCN) of Afghanistan in collaboration with the United Nations Office on Drugs and Crime (UNODC) on a monthly basis. The monitoring of drug prices is carried out in selected provinces of Afghanistan since 1994 (18 provinces as of September 2011). The results provide a detailed picture of the prices of opiates.

The price of the opiates contributes towards understanding the opiate economy in Afghanistan and published in the Afghanistan opium survey reports annually.

The price monitoring includes major licit crops and precursor-chemicals. Fresh attempts are made to include the prices of syntactic drugs as well.

3 OPIUM:

3.1. Dry opium

Farm-gate price:

The national average price for one kilogram of dry opium in Afghanistan at the farm-gate level was **US\$ 120/kg** at the end of November 2017 which is 5% lower compared to price reported in October 2017 (**US\$ 127/kg**). The average dry opium price at the farm-gate level in November 2017 is 43% lower than the price reported in November 2016 which was US\$ 209/kg.

Figure 1: National average price of dry opium at farm-gate level from (June 2004 to November 2017)



Table 1: Regional average farm-gate price of dry opium US\$/Kg (October 2017 to November 2017)

Region	Price of Dry Opium (US\$/Kg)		Price change (%)
	Oct-17	Nov-17	
Eastern region (Kunar, Laghman, Nangarhar)	144	123	-15%
Southern region (Hilmand, Kandahar, Uruzgan, Zabul)	114	112	-2%
Western region (Badghis, Farah, Ghor, Hirat, Nimroz)	197	189	-4%
North-eastern region (Badakhshan, Kunduz, Takhar)	78	73	+0.4%
Northern region (Baghlan, Balkh, Faryab, Sur-Pul, Jawzjan, Samangan)	73	77	+6%
Average	127	120	-5%

Trader price:

The national average dry opium price collected from traders was **US\$ 127/kg** at the end of November 2017 showing **5%** decrease compared to the price reported last month (October 2017) (**US\$ 134/kg**). The average dry opium price at trader level in November 2017 is **41%** lower than the price reported last year (November 2016) which was **US\$ 216/kg**.

Dry opium price collected from traders has increased by 6% and 0.4 in Northern North-eastern regions respectively. Price has decreased by 14%, 4% and 1% in Eastern, Western and Southern regions respectively.

Table 2: National average price of dry opium at Trader level US\$/kg (November 2016 to November 2017)

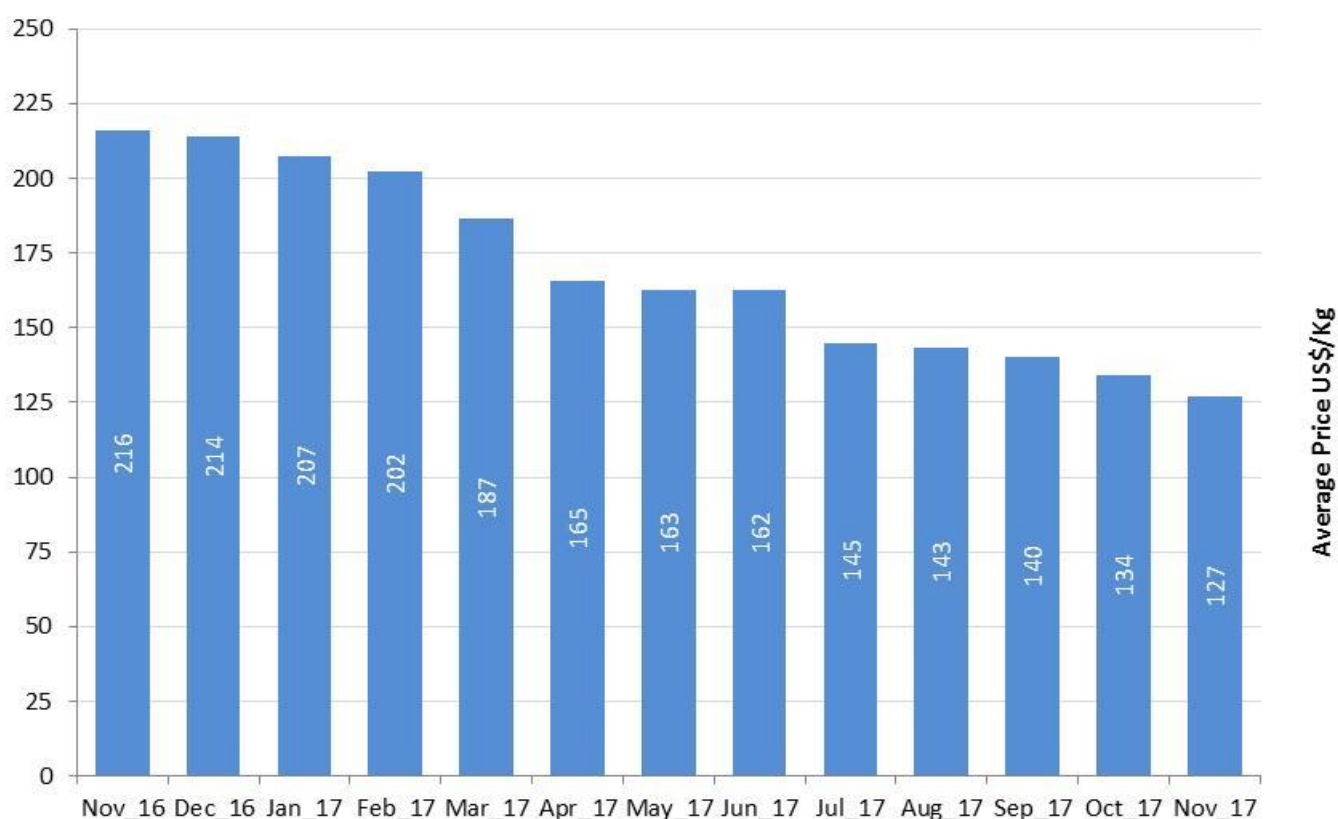


Figure 2: Regional average price of dry opium from traders US\$/Kg (October 2017 to November 2017)

Region	Price of Dry Opium (US\$/Kg)		Price change (%)
	Oct-17	Nov-17	
Eastern region (Kunar, Laghman, Nangarhar)	147	127	-14%
Southern region (Hilmand, Kandahar, Uruzgan, Zabul)	122	121	-1%
Western region (Badghis, Farah, Ghor, Hirat, Nimroz)	211	202	-4%
North-eastern region (Badakhshan, Kunduz, Takhar)	81.9	82.3	+0.4%
Northern region (Baghlan, Balkh, Faryab, Sur-Pul, Jawzjan, Samangan)	79	84	+6%
Average	134	127	-5%

3.1.1 Dry Opium (Chaynaki Quality)

Farm-gate price:

Price of opium (dry) was not found to be varying with quality in different regions. In Balkh and Hilmand provinces another quality of dry opium by the name of *Chaynaki* is available at farm-gate and trader level. The *Chaynaki* quality of dry opium is more air dried than other varieties. The average price of 1 kilogram of *Chaynaki* dry opium at farm-gate level in Balkh province is **US\$ 113/kg** in November 2017 showing an increase of 1% compared to the price reported in October 2017 (**US\$ 112**). The average price of 1 kilogram of Chaynaki dry opium at farm-gate level in Hilmand province is **US\$ 260/kg** in November 2017 with a decreased by 2% compared to the price reported in October 2017 (**US\$ 264**).

Table 3: Average price of dry opium (Chaynaki quality) at farm-gate level (US\$/Kg)

Dry Opium (Chaynaki quality)	Balkh		Price change (Nov-Oct) %	Hilmand		Price change (Nov-Oct) %
	Oct-17	Nov-17		Oct-17	Nov-17	
<i>Farm-gate price (US\$/Kg)</i>	112	113	1%	264	260	-2%

Trader price:

In Balkh province, the average price of 1 kilogram of *Chaynaki* dry opium at trader level is **US\$ 120/kg** in November 2017 showing an increase of 1% compared to the price reported in October 2017 (**US\$ 118/kg**). In Hilmand province, the average price of 1 kilogram of *Chaynaki* dry opium at trader level is **US\$ 268/kg** in November 2017 with a decreased by 2% compared to the price reported in October 2017 (**US\$ 274**).

Table 4: Average price of dry opium (Chaynaki quality) at trader level (US\$/Kg)

Dry Opium (Chaynaki quality)	Balkh		Price change (Nov-Oct) %	Hilmand		Price change (Nov-Oct) %
	Oct-17	Nov-17		Oct-17	Nov-17	
<i>Trader price (US\$/Kg)</i>	118	120	1%	274	268	-2%

Table 5: Regional average price of dry opium at farm-gate and trader level in other than USD Currency.

Region	Local currency	Price of 1 kg of Dry Opium in local currency				Change at farm-gate level (Nov- Oct) (%)	Change at trader level (Nov-Oct) (%)
		Oct-17		Nov-17			
		Farm-gate	Trader	Farm-gate	Trader		
Eastern region (Kunar, Laghman, Nangarhar)	Pakistani Rupee	14,811	15,153	12,756	13,115	-14%	-13%
Southern region (Hilmand, Kandahar, Uruzgan, Zabul)	Pakistani Rupee	11,941	12,789	11,652	12,552	-2%	-2%
Western region (Badghis, Ghor) *	Afghani	9,905	11,026	8,989	10,111	-9%	-8%
Western region (Farah, Hirat, Nimroz) *	Iranian Tuman	800,133	841,311	793,911	827,422	-1%	-2%
North-eastern region (Badakhshan, Kunduz, Takhar)	Afghani	4,966	5,595	4,966	5,595	0%	0%
Northern region (Baghlan, Balkh, Farjab, Suri-Pul, Jawzjan Samangan)	Afghani	4,904	5,329	5,205	5,657	+6%	+6%

* Western region is divided into two groups because of prices available in two currencies

3.2 FRESH OPIUM:

At the end of November 2017, the national average price of fresh opium decreased by **2%** from **US\$ 101/kg in October 2017** to **US\$ 99/kg in November 2017** at the farm-gate level. (Similarly, the national average price of fresh opium at trader level decreased by **1%** from **US\$ 109/kg in October 2017** to **US\$ 108/kg in November 2017**)

Figure 3: National average price of fresh opium at farm-gate and trader level, US\$/kg (Jun 2005 to November 2017)



Table 6: Regional average price of fresh opium at farm-gate and trader level in other than USD currency.

Region	Local currency	Price of 1 kg of Fresh Opium in local currency				Change at farm-gate level (Nov-Oct) (%)	Change at trader level (Nov-Oct) (%)
		Oct-17		Nov-17			
		Farm-gate	Trader	Farm-gate	Trader		
Eastern region (Kunar, Laghman, Nangarhar)	Pakistani Rupee	12,996	13,345	NA	NA	NA	NA
Southern region (Hilmand, Kandahar, Uruzgan, Zabul)	Pakistani Rupee	10,455	11,378	10,202	11,131	-2%	-2%
Western region (Badghis, Ghor) *	Afghani	7,263	8,026	6,347	7,216	-13%	-10%
Western region (Farah, Hirat, Nimroz) *	Iranian Tuman	541,722	577,944	528,722	564,056	-2%	-2%
North-eastern region (Badakhshan, Kunduz, Takhar)	Afghani	4,159	4,987	NA	NA	NA	NA
Northern region (Baghlan, Balkh, Farvab, Suri-Pul, Jawzian Samangan)	Afghani	4,093	4,477	4,466	4,868	+9%	+9%

* Western region is divided into two groups because of prices available in two currencies.

HEROIN:

There are several types of heroin available in Afghanistan with different quality. The prices of White powder (injection) in Nangarhar province, White powder (Crystal) in Kandahar and Balkh provinces, Off-white (Crystal)-100% in Badakhshan province and White powder-high quality (70-80% pure) in Hirat province are the most expensive heroin reported in Afghanistan. The cheapest heroin (US\$ 61/kg) is called as Khata # 2 reported in Nangarhar province.

Table 7: Prices of different types of Heroin in Afghanistan (US\$/kg), November 2016 – November 2017

Province	Types of Heroin	Nov-16	Dec-16	Jan-17	Feb-17	Mar-17	Apr-17	May-17	Jun-17	Jul-17	Aug-17	Sep-17	Oct-17	Nov-17	Change (Nov-Oct) %
Badakhshan	Chara (20%)	1,139	1,146	1,095	1,507	1,425	1,204	1,172	1,011	1,013	1,008	1,007	1,513	710	-53%
	Off- white powder (Crystal) - 100%	2,675	2,691	2,595	3,013	2,951	2,808	3,606	2,730	3,038	3,023	3,022	3,984	2,841	-29%
Balkh	Best powder	3,649	3,592	3,515	3,448	3,382	3,257	3,111	3,160	3,017	3,128	3,177	3,128	3,156	+1%
	White powder (Crystal)	4,144	4,092	4,026	3,958	3,939	3,850	3,786	3,858	3,753	3,948	4,019	3,984	4,036	+1%
Hirat	Morphine	3,968	4,306	4,017	3,981	3,948	3,978	3,870	4,007	3,860	3,933	3,834	3,912	3,899	-0.3%
	White powder - high quality (70-80% pure)	4,205	4,502	4,234	4,167	4,102	4,317	4,026	4,793	4,148	4,032	3,980	4,049	4,043	-0.1%
	White powder - low quality (less than 50% pure)	2,724	2,935	2,763	2,731	2,684	2,596	2,655	2,651	2,449	2,623	2,570	2,027	2,021	-0.3%
Kandahar	Morphine	2,200	2,082	2,130	2,102	2,786	2,717	2,783	2,795	2,646	2,584	2,558	2,587	2,593	+0.3%
	Off- white powder (Batan) - high quality	1,785	1,694	1,743	1,736	1,556	1,553	1,643	1,706	1,636	1,579	1,563	1,569	1,537	+2.1%
	Off- white powder (Batan) - low quality	1,331	1,307	1,356	1,350	1,153	1,116	1,159	1,205	1,155	1,053	1,023	1,046	1,056	+1%
	White powder (Crystal)	3,473	3,340	3,389	3,423	3,170	3,106	3,188	3,229	3,127	3,063	2,884	2,929	2,977	+2%
Nangarhar	Best powder	1,624	1,605	1,616	1,601	1,594	1,566	1,546	1,565	1,568	1,520	1,512	1,474	1,469	-0.3%
	Chara # 1	143	134	139	130	126	121	116	116	120	114	105	95	91	-4%
	Chara # 2	76	76	76	72	68	68	68	72	77	76	72	67	67	+1%
	Khata # 1	105	96	99	94	92	87	92	92	91	86	77	71	69	-3%
	Khata # 2	67	67	67	63	61	58	58	63	67	67	64	62	61	-2%
	Off- white powder (Batan)	3,114	3,096	3,103	3,124	3,110	3,094	3,053	3,073	3,069	3,012	3,005	2,957	2,949	-0.3%
	White powder (Injection)	3,629	3,583	3,586	3,597	3,573	3,577	3,527	3,537	3,541	3,468	3,474	3,414	3,400	-0.4%
	Off- white powder (Crystal) - 60%	2,477	2,275	2,190	2,712	2,544	2,457	2,855	2,427	2,431	2,419	2,418	2,622	2,030	-23%

Table 8: Prices of 1 kilogram of different types of Heroin in other than USD currency

Province	Types of heroin	Local currency	Prices of 1 kg of different types of heroin in local currency		Change (Nov-Oct) %
			Oct-17	Nov-17	
Badakhshan	Chara (20%)	Afghani	102,525	47,950	-53%
	Off- white powder (Crystal) - 100%	Afghani	270,000	191,800	-29%
Balkh	Bist powder	Afghani	212,000	215,000	+1%
	White powder (Crystal)	Afghani	270,000	275,000	+2%
Hirat	Morphine	Iranian Tuman	13,410,000	13,370,000	-0.3%
	White powder - high quality (70-80% pure)	Iranian Tuman	13,880,000	13,865,000	-0.1%
	White powder - low quality (less than 50% pure)	Iranian Tuman	6,949,000	6,930,000	-0.3%
Kandahar	Morphine	Pakistani Rupee	272,000	270,000	-1%
	Off- white powder (Batan) - high quality	Pakistani Rupee	165,000	160,000	-3%
	Off- white powder (Batan) - low quality	Pakistani Rupee	110,000	110,000	0%
	White powder (Crystal)	Pakistani Rupee	308,000	310,000	+1%
Nangarhar	Bist powder	Pakistani Rupee	155,000	153,000	-1%
	Chara # 1	Pakistani Rupee	10,000	9,500	-5%
	Chara # 2	Pakistani Rupee	7,000	7,000	0%
	Khata # 1	Pakistani Rupee	7,500	7,200	-4%
	Khata # 2	Pakistani Rupee	6,500	6,300	-3%
	Off- white powder (Batan)	Pakistani Rupee	311,000	307,000	-1%
	White powder (Injection)	Pakistani Rupee	359,000	354,000	-1%
Takhar	Off- white powder (Crystal) - 60%	Afghani	177,710	137,000	-23%

CANNABIS RESIN:

There are mainly three types of cannabis resin available in Afghanistan namely Garda # 1, # 2 and # 3 with quality as best, moderate and fair respectively. Garda # 1 (Shirak) in Badakhshan province was the most expensive cannabis resin because of its pure quality. Earlier Garda # 1 (Jooshi) of Balkh province was most expensive and popular because of its high quality however it lost its demand due to blending with lower quality hashish.

Table 9: Prices of different types of cannabis resin in Afghanistan, (US\$/kg), November 2016 – November 2017

Province	Types of cannabis resin	Nov-16	Dec-16	Jan-17	Feb-17	Mar-17	Apr-17	May-17	Jun-17	Jul-17	Aug-17	Sep-17	Oct-17	Nov-17	Chang (Nov-Oct) %
Badakhshan	Garda # 1 (Shirak)	94	94	98	100	90	93	142	111	184	186	118	111	110	-1%
Balkh	Garda # 1 (Jooshi)	79	87	83	84	80	70	73	82	74	74	66	66	81	+22%
Hirat	Garda # 2 (Morchajosh)	69	75	72	66	60	50	66	70	56	60	47	52	59	+14%
Hirat	Garda # 1	104	116	145	115	113	93	111	109	109	120	116	120	118	-1%
Hirat	Garda # 2	51	65	73	62	56	43	58	60	59	68	69	69	66	-3%
Kandahar	Garda # 1	64	66	69	64	64	60	30	31	68	64	66	57	60	+5%
Kandahar	Garda # 2	34	32	34	32	30	28	21	22	36	32	36	32	36	+13%
Kandahar	Garda # 3	19	17	19	17	15	15	16	16	21	19	21	17	21	+25%
Nangarhar	Garda # 1	164	154	145	135	137	135	134	139	143	147	153	148	145	-2%
Nangarhar	Garda # 2	116	111	106	101	104	102	96	101	105	107	115	110	106	-3%
Nangarhar	Garda # 3	87	82	77	68	67	68	72	72	76	83	86	83	82	-1%
Takhar	Garda # 1 (Shirak)	109	109	90	93	83	84	117	93	147	149	89	89	88	-1%

Figure 4: Average price of cannabis resin (Garda # 1, best quality) in US\$/kg, November 2016– November 2017

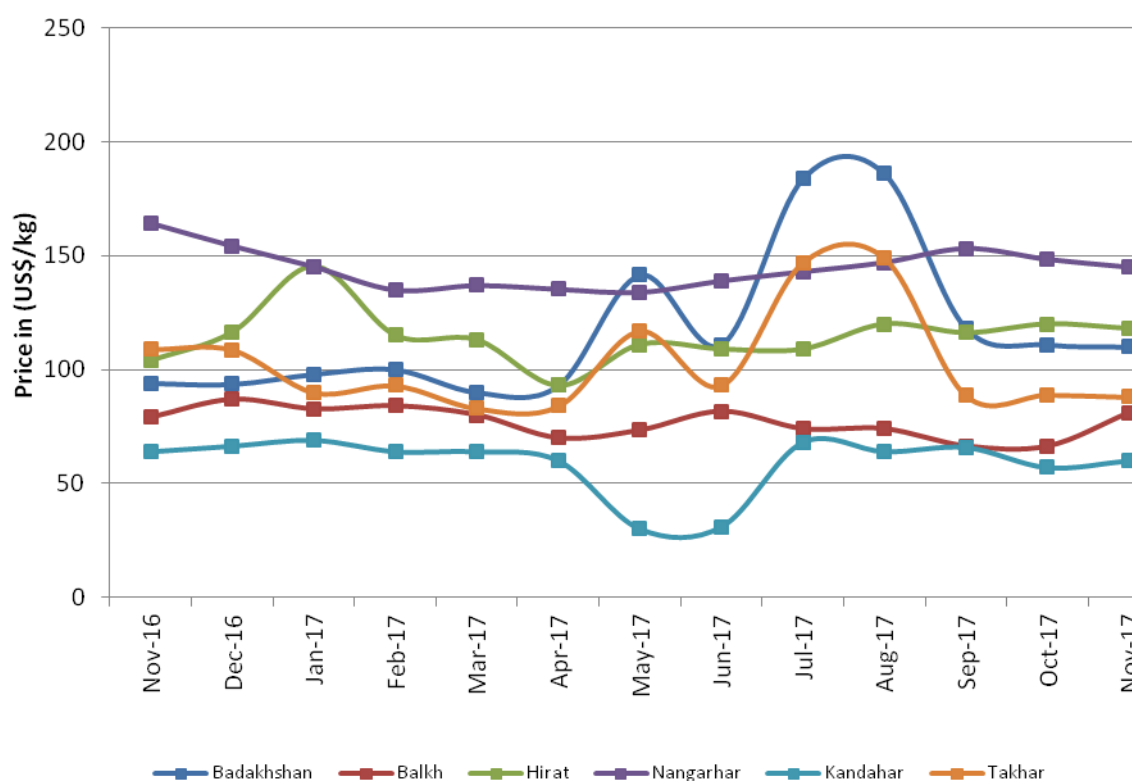


Figure 5: Prices of different types of cannabis resin in Afghanistan, (US\$/kg), November 2017

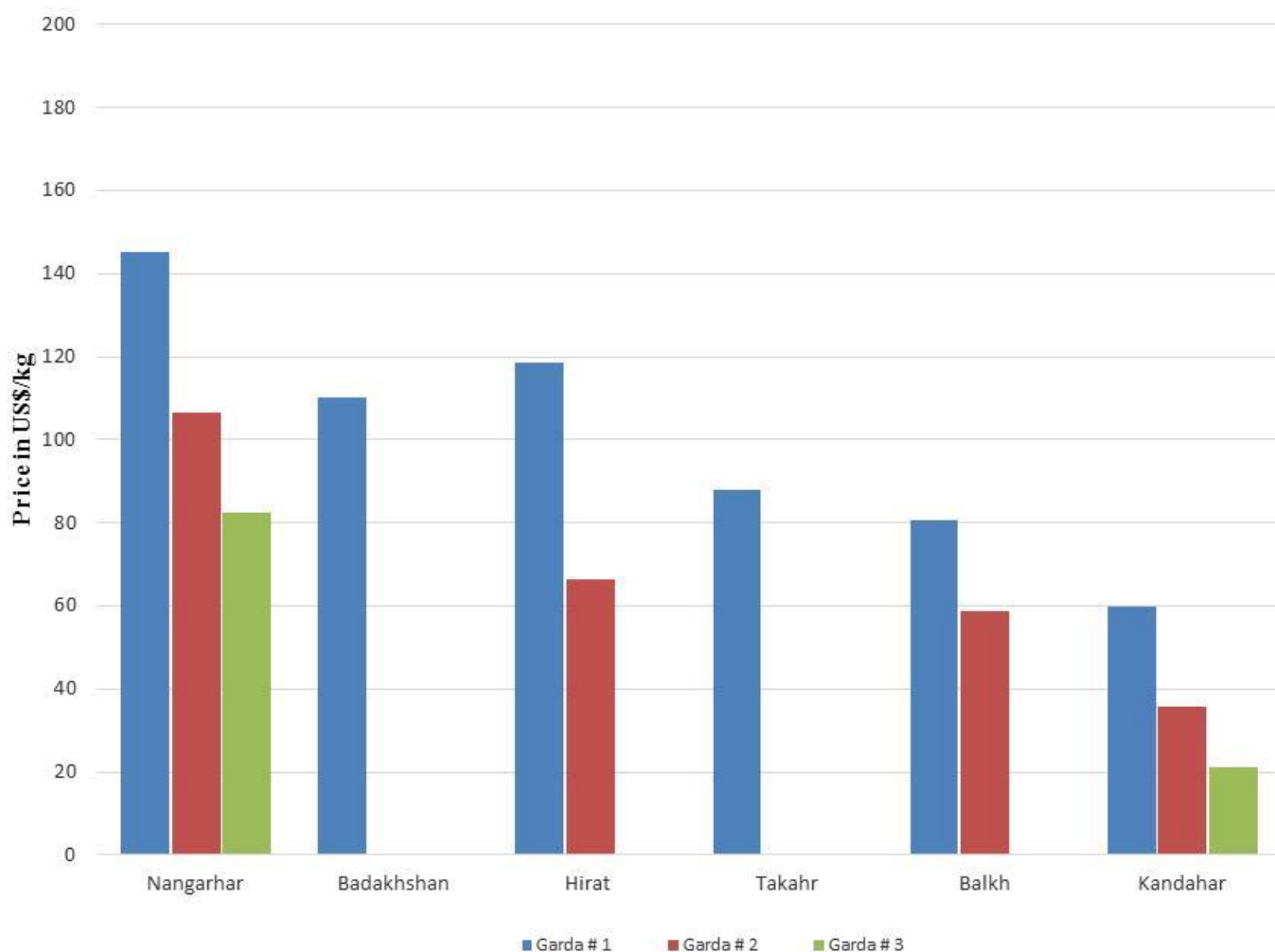


Table 10: Prices of 1 kilogram of different types of cannabis resin in Afghanistan in other than USD currency, October 2017 – November 2017

Province	Types of cannabis resin	Local currency	Prices of 1 kg of different types of cannabis resin in local currency		Change (Nov-Oct) %
			Oct-17	Nov-17	
Badakhshan	Garda # 1 (Shirak)	Afghani	7,500	7,500	0%
Balkh	Garda # 1 (Jooshi)	Afghani	4,500	5,500	+22%
	Garda # 2 (Morchajosh)	Afghani	3,500	4,000	+14%
Hirat	Garda # 1	Iranian Tuman	411,000	406,000	-1%
	Garda # 2	Iranian Tuman	235,000	227,000	-3%
Kandahar	Garda # 1	Pakistani Rupee	6,000	6,222	+4%
	Garda # 2	Pakistani Rupee	3,333	3,733	+12%
	Garda # 3	Pakistani Rupee	1,778	2,200	+24%
Nangarhar	Garda # 1	Pakistani Rupee	15,500	15,000	-3%
	Garda # 2	Pakistani Rupee	11,500	11,000	-4%
	Garda # 3	Pakistani Rupee	8,700	8,500	-2%
Takhar	Garda # 1 (Shirak)	Afghani	6,000	6,000	0%

6 SEEDS: CANNABIS AND POPPY

Prices of cannabis and poppy seeds collected from eighteen provinces of Afghanistan are tabulated below.

Table 11: Prices of cannabis and poppy seeds in other than USD currency, October 2017 – November 2017

Province	Types of seed	Local currency	Prices of 1 kg of cannabis seed and poppy seed in local currency		Change (Nov-Oct) (%)
			Oct-17	Nov-17	
Badakhshan	Poppy seed	Afghani	55	55	0%
	Cannabis seed	Afghani	50	50	0%
Baghlan	Poppy seed	Afghani	140	150	+7%
	Cannabis seed	Afghani	12	15	+25%
Balkh	Poppy seed	Afghani	150	160	+7%
	Cannabis seed	Afghani	15	20	+33%
Farah	Poppy seed	Afghani	30	30	0%
	Cannabis seed	Afghani	33	33	0%
Faryab	Poppy seed	Afghani	150	150	0%
	Cannabis seed	Afghani	15	20	+33%
Hilmand	Poppy seed	Afghani	84	84	0%
	Cannabis seed	Afghani	69	69	0%
Hirat	Poppy seed	Afghani	38	38	0%
	Cannabis seed	Afghani	48	48	0%
Kabul	Poppy seed	Afghani	30	40	+33%
Kandahar	Poppy seed	Afghani	91	91	0%
	Cannabis seed	Afghani	71	71	0%
Kapisa	Poppy seed	Afghani	30	40	+33%
Kunar	Poppy seed	Pakistani Ruppee	43	48	+12%
Laghman	Poppy seed	Pakistani Ruppee	45	50	+11%
Logar	Cannabis seed	Afghani	40	50	+25%
Nangarhar	Poppy seed	Pakistani Ruppee	50	53	+6%
	Cannabis seed	Pakistani Ruppee	18	16	-11%
Paktya	Cannabis seed	Afghani	20	40	+100%
Takhar	Poppy seed	Afghani	70	70	0%
	Cannabis seed	Afghani	60	60	0%
Uruzgan	Poppy seed	Afghani	96	96	0%
	Cannabis seed	Afghani	69	69	0%
Zabul	Poppy seed	Afghani	89	89	0%
	Cannabis seed	Afghani	67	67	0%

Table 12: Prices of cannabis and poppy seeds in Afghanistan, (US\$/kg), November 2016 – November 2017

Types of seeds	Nov-16	Dec-16	Jan-17	Feb-17	Mar-17	Apr-17	May-17	Jun-17	Jul-17	Aug-17	Sep-17	Oct-17	Nov-17	Increase/Decrease (%)
Cannabis seed	0.43	0.52	0.62	0.60	0.60	0.60	0.61	0.618	0.622	0.77	0.64	0.63	0.65	+3%
Poppy seed	0.85	0.81	0.92	0.99	1.00	0.93	0.92	0.89	0.88	0.86	0.87	0.98	1.05	+7%

7 PRICES OF HEROIN, OPIUM AND HASHISH AT CONSUMER LEVEL:

The consumer prices of heroin, opium and hashish collected from different regions of Afghanistan are as below. The quality of product varies widely in different regions.

Figure 6: Regional average prices of heroin, opium and hashish at consumer level in (US\$/Kg), November 2017

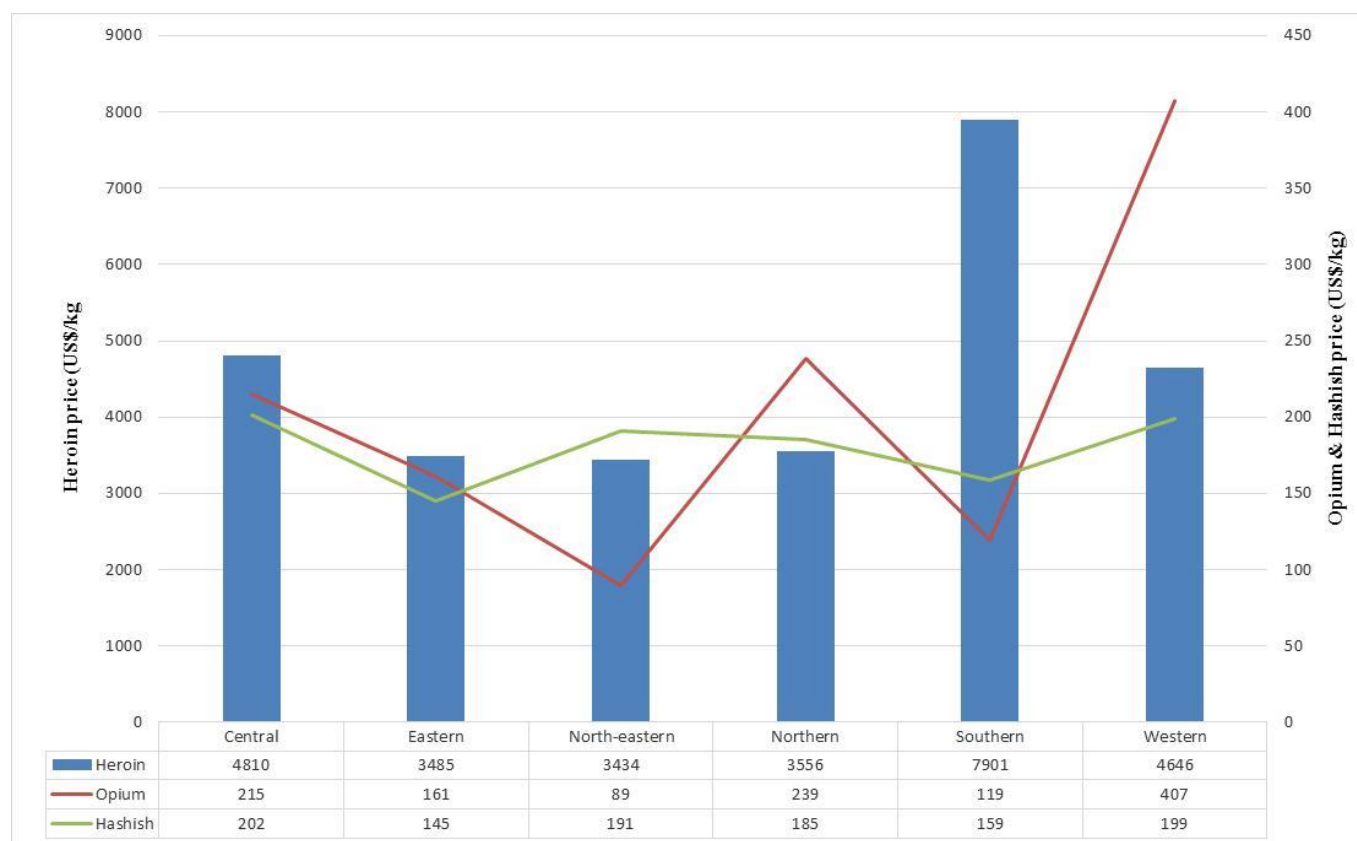


Table 13: Average⁸ prices of Heroin, Opium and Hashish at consumer level in Afghanistan, (US\$/kg), November 2016 – November 2017

Types of drug	Average prices in (US\$/kg)													Change (Nov-Oct) (%)
	Nov-16	Dec-16	Jan-17	Feb-17	Mar-17	Apr-17	May-17	Jun-17	Jul-17	Aug-17	Sep-17	Oct-17	Nov-17	
Heroin	4,702	4,817	4,866	4,943	4,580	4,194	3,874	4,738	4,766	4,923	4,595	4,675	4,520	-3%
Opium	271	265	272	267	260	235	205	215	208	240	185	217	213	-2%
Hashish	186	186	196	195	182	166	167	192	197	173	176	177	182	+3%

8 PRICE OF ACETIC ANHYDRIDE

Table 15: Average price of acetic anhydride in Afghanistan, (US\$/Lit) November 2016 – November 2017

Variety of Acetic Anhydride	Nov-16	Dec-16	Jan-17	Feb-17	Mar-17	Apr-17	May-17	Jun-17	Jul-17	Aug-17	Sep-17	Oct-17	Nov-17	Increase/Decrease (%)
Acetic Anhydride - A*	211	206	215	372	370	590	591	609	654	711	488	489	534	+9%
Acetic Anhydride - B*	159	162	169	174	173	179	184	179	172	181	187	192	197	+3%
Acetic Anhydride - C*	144	148	150	149	144	153	155	148	143	147	153	158	163	+3%
Acetic Anhydride - D*	160	145	152	161	151	167	175	176	165	164	165	165	165	0%
Acetic Anhydride - E*	147	140	143	148	142	148	153	153	146	145	147	148	152	+2%
Acetic Anhydride - F*	214	202	180	454	453	350	354	374	478	479	203	204	236	+16%

9 LICIT CROPS:

Prices of wheat, cotton, saffron, rice (imported) and rice (local) collected in six provinces of Afghanistan are shown in below table.

Table 16: Prices of wheat, cotton, saffron, imported and local rice in Afghanistan in local currency, November 2017

Province	Types of crops	Price/Kg in Pakistani Rupee (PRs)	Price/Kg in Afghani (AFs)	Price/Kg in (US\$)
Badakhshan	Wheat	-	30	0.4
Badakhshan	Rice Imported	-	90	1.3
Badakhshan	Rice Local	-	60	0.9
Balkh	Wheat	-	19	0.3
Balkh	Cotton	-	46	0.7
Balkh	Rice Imported	-	90	1.3
Balkh	Rice Local	-	52	0.8
Hirat	Wheat	-	20	0.3
Hirat	Cotton	-	85	1.2
Hirat	Saffron	-	75,000	1,101
Hirat	Rice Imported	-	80	1.2
Hirat	Rice Local	-	57	0.8
Kandahar	Wheat	52	-	0.5
Kandahar	Cotton	260	-	2.5
Kandahar	Rice Imported	107	-	1.0
Nangarhar	Wheat	38	-	0.4
Nangarhar	Cotton	171	-	1.6
Nangarhar	Rice Imported	170	-	1.6
Nangarhar	Rice Local	45	-	0.4
Takhar	Wheat	-	25	0.4
Takhar	Rice Imported	-	85	1.2
Takhar	Rice Local	-	55	0.8

Table 17: Average prices of wheat, cotton, saffron, imported and local rice in Afghanistan, (US\$/kg), November 2016 – November 2017

Types of crops	Nov-16	Dec-16	Jan-17	Feb-17	Mar-17	Apr-17	May-17	Jun-17	Jul-17	Aug-17	Sep-17	Oct-17	Nov-17	Increase/Decrease (%)
Wheat	0.37	0.41	0.39	0.42	0.32	0.41	0.38	0.43	0.40	0.40	0.39	0.38	0.37	-1%
Cotton	1.53	1.57	1.54	1.58	1.54	1.62	1.64	1.96	1.59	1.54	1.53	1.51	1.51	0%
Saffron	1,651	1,647	1,649	1,799	1,802	1,778	1,173	1,186	1,186	1,180	1,180	1,107	1,101	-0.5%
Rice (Imported)	1.14	1.15	1.20	1.20	0.97	1.21	1.23	1.34	1.20	1.21	1.19	1.22	1.29	+6%
Rice (Local)	0.67	0.71	0.68	0.73	0.57	0.74	0.76	0.78	0.78	0.80	0.76	0.78	0.74	-4%

10 METHODOLOGY:

- Prices are collected in the last week of every month from around twenty farmers and equal numbers of trader prices are collected by MCN Survey coordinators generally from different farmers and traders each month; however the price data collection is sourced from a few known farmers and traders as well.
- Opium prices are collected from 21 of 34 provinces namely Badakhshan, Baghlan, Badghis, Balkh, Farah, Faryab, Ghor, Hilmand, Hirat, Kandahar, Kunar, Kunduz, Laghman, Nangarhar, Nimroz, Uruzgan, Takhar, Sur-Pul, Samangan, Jawzjan and Zabul. The prices of dry and fresh opium are collected from farmers (at farm-gate level) and traders (at trader level).
- Different varieties of heroin, morphine and cannabis resin prices are collected from six provinces of Afghanistan namely Badakhshan, Balkh, Hirat, Nangarhar, Kandahar and Takhar.
- Prices of some licit crops such as wheat, saffron, imported and local rice is also collected from six provinces of Afghanistan and included in this report.
- Prices of poppy seeds, cannabis seeds and acetic anhydride are included in the report as well.
- The prices are also presented in local currency for convenience of certain analysis; however the national average prices are presented in USD. At the regional level, average prices are reflected in local currency with exception of the Western region since prices are reported in two different currencies.
- Prices are reported in different currencies in different regions. The prices in Eastern region (Kunar, Laghman and Nangarhar) and Southern region (Kandahar, Hilmand, Uruzgan and Zabul) are reported in Pakistani rupees. In Northern (Balkh, Baghlan, Farayb, Sur-Pul, Samangan and Jawzjan) and North-eastern (Badakhshan, Kunduz and Takhar) regions, the prices are reported in Afghani. However, prices are reported in two different currencies namely Afghani and Iranian Tuman in Western (Hirat, Nimroz, Farah, Badghis and Ghor) region. The prices are converted in US\$ using the exchange rate from oanda.com site considering the rates on the same date the observation is made.

Table 18: Number of observations of dry and fresh opium prices

	Number of observations (n)		Number of provinces price collected
	Farm-gate price	Trader price	
Dry Opium	196	197	21
Fresh Opium	131	131	15