



**Islamic Republic of Afghanistan
Ministry of Counter Narcotics**



UNODC
United Nations Office on
Drugs and Crime

November 2015 مطابق قوس 1394 هجری

Afghanistan Drug Price Monitoring Monthly Report



**Ministry of Counter Narcotics, Islamic Republic of Afghanistan, Kabul
And
United Nations Office on Drugs and Crime, Kabul**

Abbreviations

MCN: Ministry of Counter Narcotics

UNODC: United Nations Office on Drugs and Crime

ACKNOWLEDGEMENTS

The following organizations and individuals contributed to the drug price data collection and analysis and preparation of this report:

Ministry of Counter-Narcotics:

Prof. Salamat Azimi (Minister), Sayed Najibullah Ahmadi (Acting Director of Narcotics Survey Directorate), Humayon Faiazad (Provincial Affairs Director), Saraj Ahmad (Deputy Director of Narcotics Survey Directorate), Nasir Ahmad Karimi (Deputy Director of Narcotics Survey Directorate) Mohammad Ajmal Sultani (Statistical Data Analyst), Mohammad Hakim Hayat (GIS & Remote sensing analyst), Shabir Ahmad Taieb (GIS & Remote Sensing Analyst), Sayed Shahenshah Sadat (Quality Control and Digit Specialist), Ahmad Mustafa Safi (Database Analysis & Statistics Member), Najeem Alcozai (Database Analysis & Statistics Member), Karimdad Qadari (Database Analysis & Statistics Member) and Hamida Hussaini (Administrative Officer)

Survey Coordinators: Eshaq Masumi (Central Region), Mohammed Ishaq Anderabi (North-Eastern Region), Abdul Latif Ehsan (Western Region), Fida Mohammad (Northern Region), Khalil Ahmad (Southern Region) and Abdullah Dawodkhel (Eastern Region).

United Nations Office on Drugs and Crime

Devashish Dhar (International Project Coordinator), Abdul Manan Ahmadzai (Senior Survey Officer), Noor Mohammad Sadiq (Database Developer), Ahmad Jawid Ghiasee and Sayed Mehdi Sadat (Remote sensing analysts), Asia Noory (Project Associate), Ziaulhaq Sidiqi (GIS Associate), Qahir Khan National Research Officer, Balochistan (Pakistan) and Shaukat Ullah Khan National Research Officer Peshawar (Pakistan)

Survey Coordinators: Abdul Basir Basiret (Eastern Region), Sayed Ghawash Nayer (Western Region), Rahimullah Omar (Central Region)

Drug price report in Afghanistan was made possible by financial contribution from the Governments of United States of America and United Kingdom.

Drug price by year (November 2014 - November 2015)

- **Average¹ price of dry Opium in Afghanistan, (US\$/kg)**

Dry Opium	Nov-14	Nov-15	Increase/ Decrease (%)
<i>Farm-gate price (US\$/Kg)</i>	140	165	+18%
<i>Trader price (US\$/Kg)</i>	148	173	+17%

- **Average¹ price of fresh Opium in Afghanistan, (US\$/kg)**

Fresh Opium	Nov-14	Nov-15	Increase/ Decrease (%)
<i>Farm-gate price (US\$/Kg)</i>	126	139	+10%
<i>Trader price (US\$/Kg)</i>	131	145	+11%

- **Average¹ price of Heroin in Afghanistan, (US\$/kg)**

Heroin	Nov-14	Nov-15	Increase/ Decrease (%)
<i>High Quality</i>	2,658	3,618	+36%
<i>Medium Quality</i>	1,982	2,423	+22%

- **Average¹ price of Cannabis Resin in Afghanistan, (US\$/kg)**

Types of cannabis resin	Nov-14	Nov-15	Increase/ Decrease (%)
<i>Cannabis resin (Garda # 1) price (US\$/kg)</i>	101	105	+4%
<i>Cannabis resin (Garda # 2) price (US\$/kg)</i>	66	70	+6%
<i>Cannabis resin (Garda # 3) price (US\$/kg)</i>	27	47	+74%

- **Heroin and Hashish (best quality) prices in Peshawar, Pakistan (US\$/kg)**

Best quality of Heroin/Hashish	Nov-14	Nov-15	Increase/Decrease (%)
<i>Heroin - White (Injection) price (US\$/kg)</i>	3,675	3,025	-18%
<i>Hashish - (Garda # 1) price (US\$/kg)</i>	656	531	-19%

¹ Simple average of all observations

- **Heroin and Hashish (best quality) prices in Quetta, Pakistan (US\$/kg)**

Best quality of Heroin/Hashish	Nov-14	Nov-15	Increase/Decrease (%)
Heroin - High quality (Crystal) price (US\$/kg)	3,843	5,174	+35%
Hashish - High quality price (US\$/kg)	659	747	+13%

- **Average² price of Heroin, Opium and Hashish at consumer level in Afghanistan, (US\$/kg)**

Types of drugs	Nov-14	Nov-15	Increase/Decrease (%)
Heroin	5,159	5,883	+14%
Opium	258	252	-2%
Hashish	189	171	-10%

- **Average² price of Wheat, Cotton, Saffron, Imported and Local Rice in Afghanistan, (US\$/kg)**

Types of crops	Nov-14	Nov-15	Increase/Decrease (%)
Wheat	0.42	0.36	-14%
Cotton	1.3	1.34	-1%
Saffron	1,381	1,345	-3%
Rice (imported)*	1.5	1.23	-17%
Rice (local)*	0.8	0.68	-19%

- **Average² price of poppy and cannabis seeds in Afghanistan, (US\$/kg)**

Types of seeds	Nov-14	Nov-15	Increase/Decrease (%)
Cannabis seed	0.43	0.410	-5%
Poppy seed	0.64	0.54	-15%

- **Average² price of acetic anhydride in Afghanistan, (US\$/Lit)**

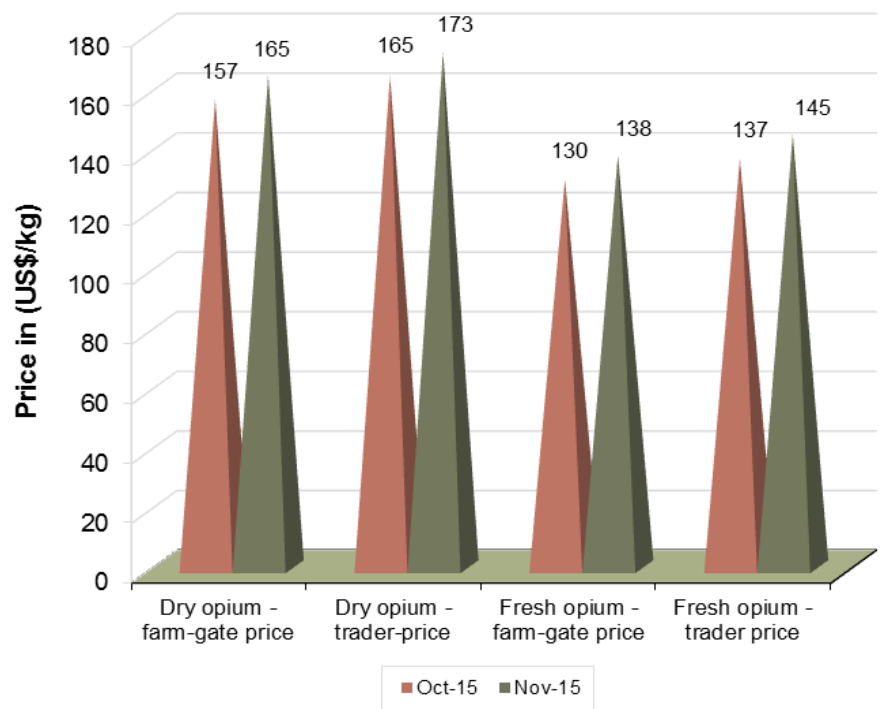
Variety of Acetic Anhydride	Nov-14	Nov-15	Increase/Decrease (%)
Acetic Anhydride - A*	284	247	-13%
Acetic Anhydride - B*	139	177	+27%
Acetic Anhydride - C*	129	172	+33%
Acetic Anhydride - D*	154	141	-8%
Acetic Anhydride - E*	150	148	-1%
Acetic Anhydride - F*	334	206	-38%

* A, B, C, D, E, F represent different variety of acetic anhydride in Afghanistan.

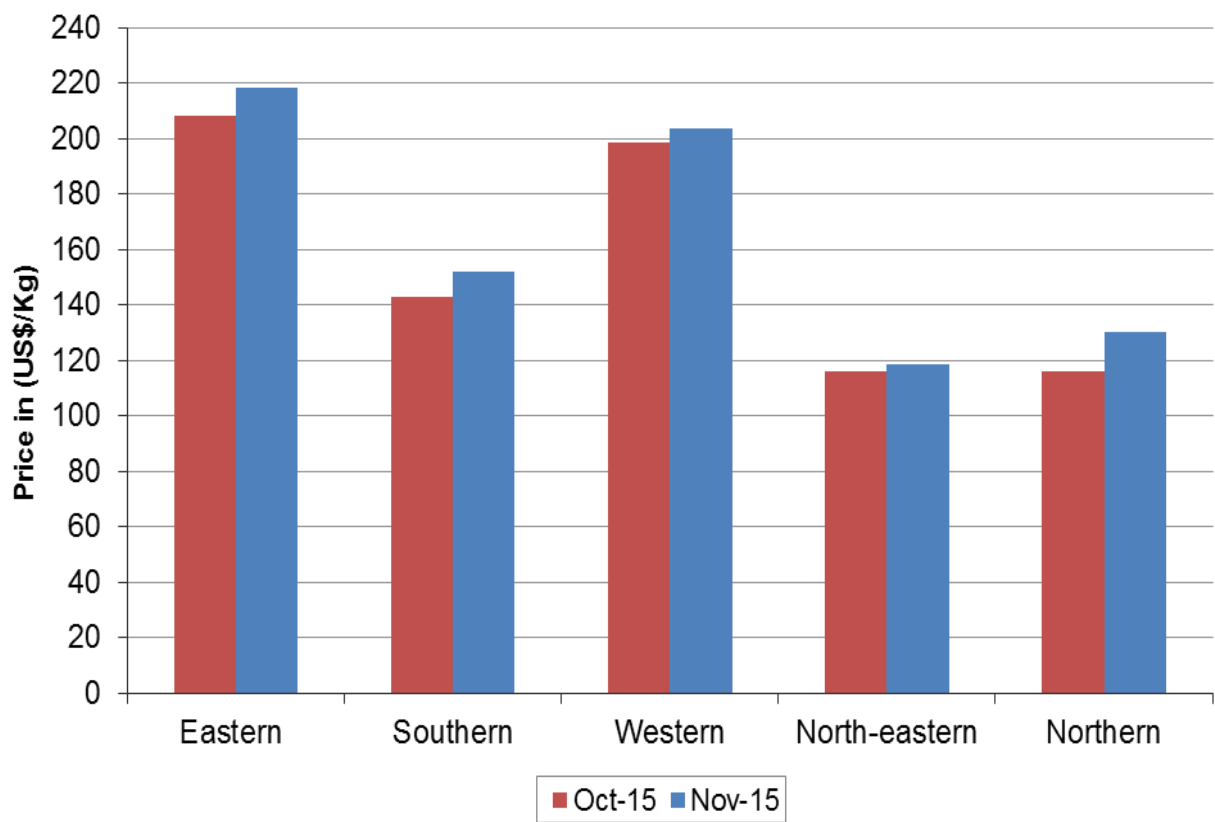
² Simple average of all observations

Drug price by Month (October 2015 – November 2015)

Price change of Dry Opium and Fresh Opium (Oct 2015 – Nov 2015)



Regional average price of dry opium from traders (Oct 2015 – Nov 2015)

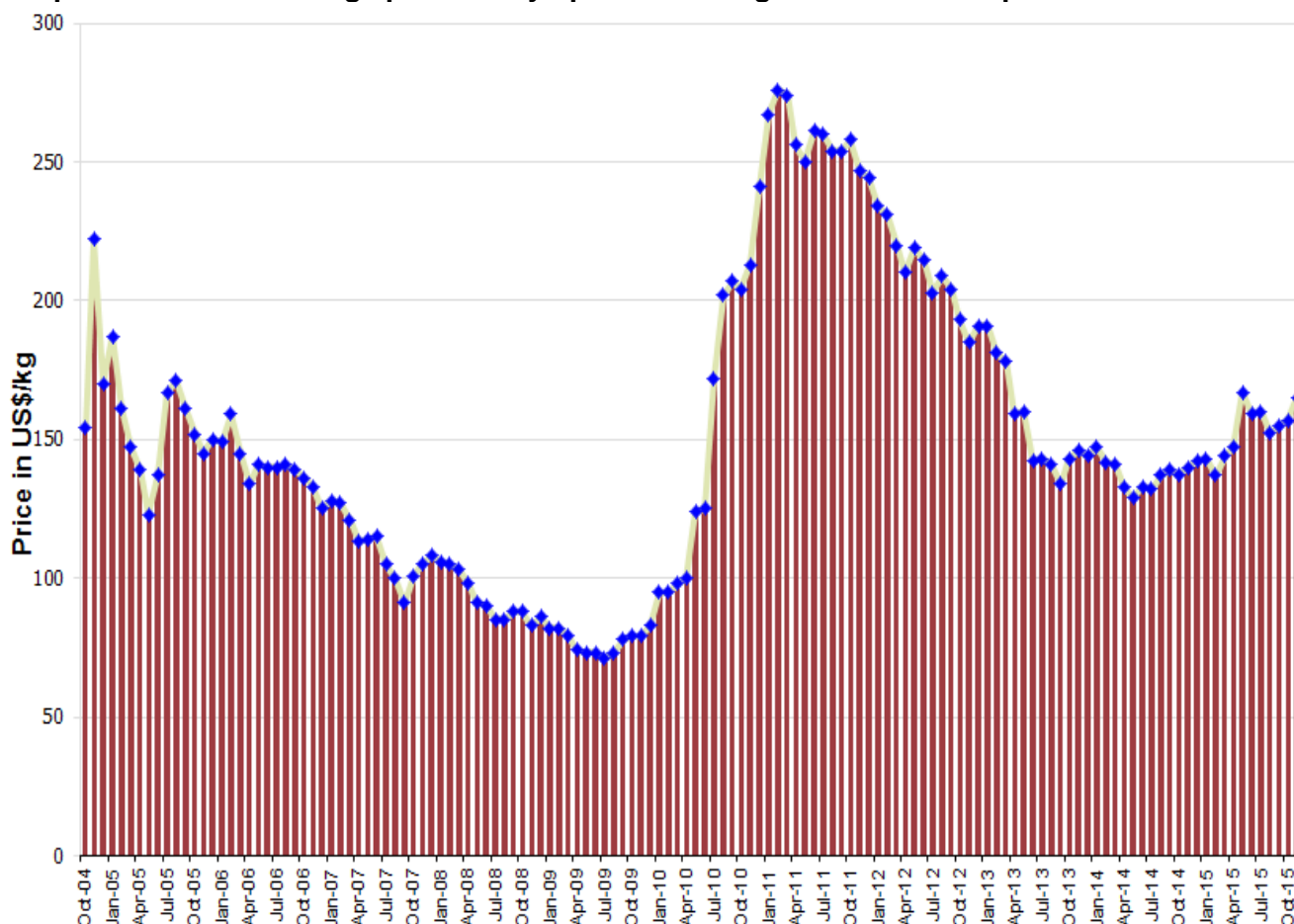


DRY OPIUM

FARM-GATE PRICE:

The national average price for one kilogram of dry opium in Afghanistan at the farm-gate level was **US\$ 165/kg** at the end of November 2015 which is 5% higher compared to price reported in October 2015 (**US\$ 157/kg**). The average dry opium price at the farm-gate level in November 2015 is **18%** higher than the price reported in November 2014 which was **US\$ 140/kg**. The dry opium price had a decreasing trend from February 2011 to May-2014. Since last year a gradual increase has been observed in opium price.

Graph 1: National ²Average price of dry opium at farm-gate level from Sep 2004 to Nov 2015



Dry Opium (Chaynaki Quality):

FARM-GATE PRICE:

Price of opium (dry) was not found to be varying with quality in different regions. In Balkh and Hilmand provinces another quality of dry opium by the name of **Chaynaki** is available at Farm-gate and trader level. The **Chaynaki** quality of dry opium more air dried than other varieties. The average price of 1 kilogram of **Chaynaki** dry opium at Farm-gate level in Balkh province is **US\$ 148/kg** in November 2015 showing an increase of 6% compared to the price reported in October 2015 (**US\$ 140**). The average price of 1 kilogram of **Chaynaki** dry opium at farm-gate level in Hilmand province is **US\$ 367/kg** in November 2015 with an increased by 5% compared to the price reported in October 2015 (**US\$ 350**).

Table 1: Average² price of dry opium (Chaynaki quality) at farm-gate level (US\$/Kg)

Dry Opium (Chaynaki quality)	Balkh		Change (Nov-Oct) %	Hilmand		Change (Nov-Oct) %
	Oct-15	Nov-15		Oct-15	Nov-15	
Farm-gate price (US\$/Kg)	140	148	+6%	350	367	+5%

² Simple average of all observations

DRY OPIUM:

TRADER PRICE

The national average dry opium price collected from traders was **US\$ 173/kg** at the end of November 2015 showing **5%** increase compared to the price reported last month (October 2015) (**US\$ 165/kg**). The average dry opium price at trader level in November 2015 is **17%** higher than the price reported last year (November 2014) which was **US\$ 148/kg**

Dry opium price collected from traders has increased by 12%, 7%, 5%, 3% and 2% in Northern, Southern, Eastern, Western, and North-eastern regions respectively.

Table 2: Regional average³ price of dry opium collected from traders (US\$/Kg)

Region	Price of Dry Opium (US\$/Kg)		Price change (%)
	Oct-15	Nov-15	
Eastern region (Kunar, Laghman, Nangarhar)	208	219	+5%
Southern region (Hilmand, Kandahar, Uruzgan, Zabul)	143	152	+7%
Western region (Badghis, Farah, Ghor, Hirat, Nimroz)	199	204	+3%
North-eastern region (Badakhshan, Kunduz, Takhar)	116	119	+2%
Northern region (Baghlan, Balkh, Faryab)	116	130	+12%
Average	165	173	+5%

Dry Opium (Chaynaki Quality):

TRADER PRICE:

In Balkh province, the average price of 1 kilogram of **Chaynaki** dry opium at trader level is **US\$ 158/kg** in November 2015 showing an increase of **7%** compared to the price reported in October 2015 (**US\$ 147/kg**). In Hilmand province, the average price of 1 kilogram of **Chaynaki** dry opium at trader level is **US\$ 379/kg** in November 2015 increased by **3%** compared to the price reported in October 2015 (**US\$ 368**)

Table 3: Average³ price of dry opium (Chaynaki quality) at trader level (US\$/Kg)

Dry Opium (Chaynaki quality)	Balkh		Change (Nov-Oct) %	Hilmand		Change (Nov-Oct) %
	Oct-15	Nov-15		Oct-15	Nov-15	
Trader price (US\$/Kg)	147	158	+7%	368	379	+3%

³ Simple average of all observations

Graph 2: Regional average⁴ price of dry opium from traders (January 2005 to November 2015)

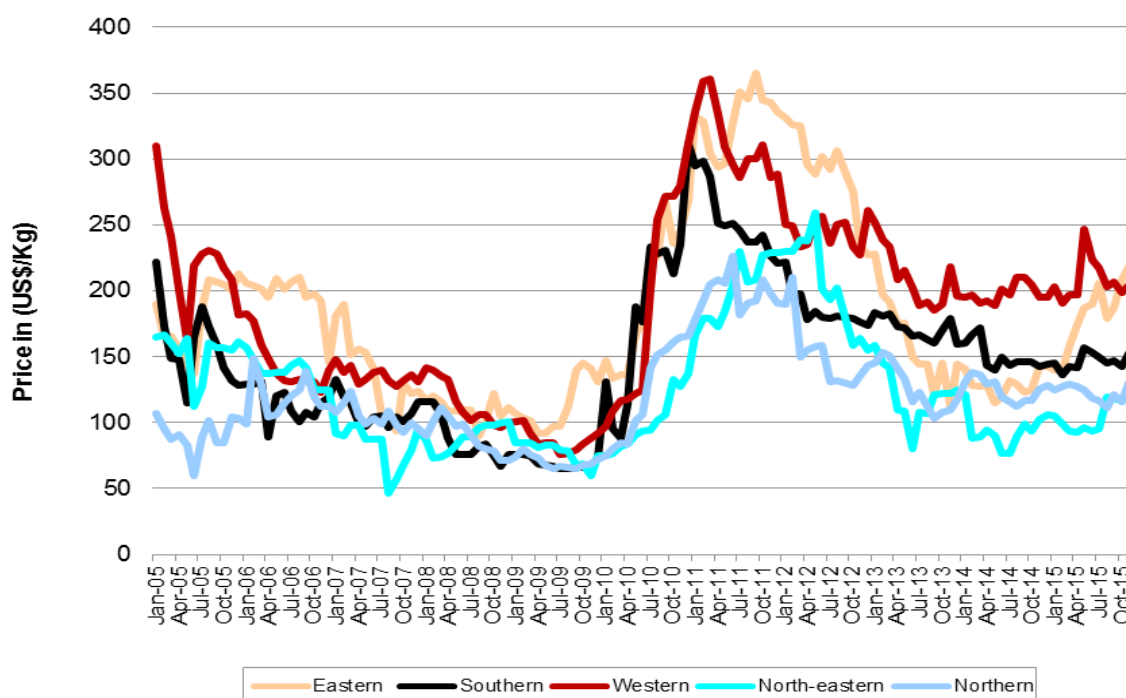


Table 4: Regional average⁴ price of dry opium at farm-gate and trader level in local currency

		Price of 1 kg of Dry Opium in local currency					
		Oct-15		Nov-15			
Region	Local currency	Farm-gate	Trader	Farm-gate	Trader	Change at farm-gate level (Nov-Oct) (%)	Change at trader level (Nov-Oct) (%)
Eastern region (Kunar, Laghman, Nangarhar)	Pakistani Rupee	21,462	21,807	22,251	22,716	+4%	+4%
Southern region (Hilmand, Kandahar, Uruzgan, Zabul)	Pakistani Rupee	14,294	14,871	15,091	15,775	+6%	+6%
Western region (Badghis, Ghor) *	Afghani	10,553	11,516	12,031	12,905	+14%	+12%
Western region (Farah, Hirat, Nimroz) *	Iranian Tuman	686,667	741,111	714,778	769,222	+4%	+4%
North-eastern region (Badakhshan, Kunduz, Takhar)	Afghani	6,701	7,497	7,119	8,127	+6%	+8%
Northern region (Baghlan, Balkh, Faryab)	Afghani	7,130	7,515	8,320	8,740	+17%	+16%

* Western region is divided in two groups because of prices available in two currencies.

⁴ Simple average of all observations

FRESH OPIUM

At the end of November 2015, the national average price of fresh opium increased by **6%** from **US\$ 130/kg** in October 2015 to **US\$ 138/kg in November 2015** at the farm-gate level. Similarly, the national average price of fresh opium at trader level increased by **6%** from **US\$ 137/kg** in October 2015 to **US\$ 145/kg** this month (November 2015).

Graph 3: National average⁵ price of fresh opium at farm-gate and trader level, US\$/kg (August 2009 to November 2015)

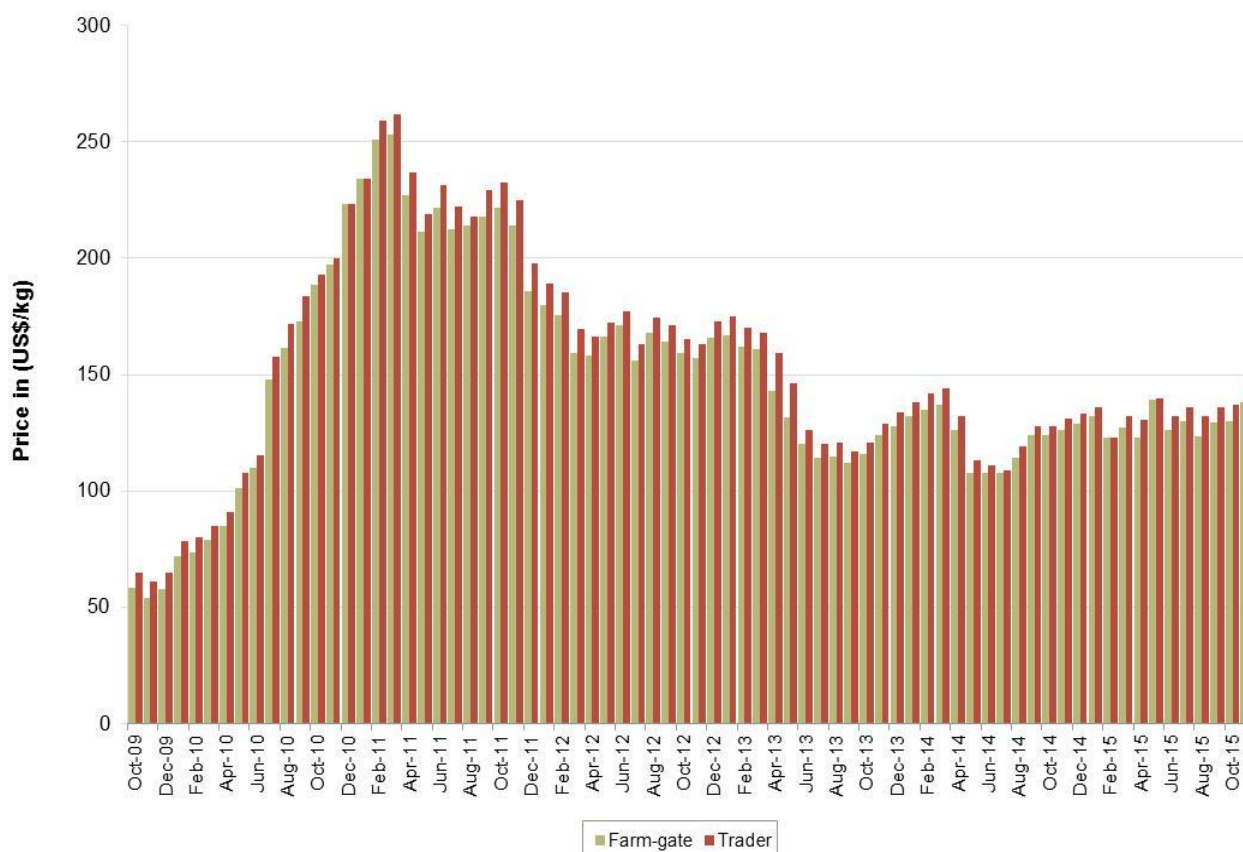


Table 5: Regional average⁵ price of fresh opium at farm-gate and trader level in local currency

		Price of 1 kg of Fresh Opium in local currency					
		Oct-15		Nov-15			
Region	Local currency	Farm-gate	Trader	Farm-gate	Trader	Change at farm-gate level (Nov-Oct) (%)	Change at trader level (Nov-Oct) (%)
Eastern region (Kunar, Laghman, Nangarhar)	Pakistani Rupee	19,138	19,460	20,531	20,998	+7%	+8%
Southern region (Hilmand, Kandahar, Uruzgan, Zabul)	Pakistani Rupee	12,869	13,537	13,776	14,338	+7%	+6%
Western region (Badghis, Ghor) *	Afghani	8,305	8,605	9,695	9,995	+17%	+16%
Western region (Farah, Hirat, Nimroz) *	Iranian Tuman	555,555	610,000	583,666	638,111	+5%	+5%
North-eastern region (Badakhshan, Kunduz, Takhar)	Afghani	3,593	4,474	3,593	4,474	+0%	+0%
Northern region (Baghlan, Balkh, Faryab)	Afghani	5,913	6,370	7,343	7,743	+24%	+22%

* Western region is divided in two groups because of prices available in two currencies

⁵ Simple average of all observations

HEROIN

There are several types of heroin available in Afghanistan with different quality. The prices of White powder (injection) in Nangarhar province, White powder (Crystal) in Kandahar and Balkh provinces, Off-white (Crystal)-100% in Badakhshan province and White powder-high quality (70-80% pure) in Hirat province are the most expensive heroin reported in Afghanistan. The cheapest heroin (**US\$ 67/kg**) is called as Khata # 2 reported in Nangarhar province.

Table 7: Prices of different types of Heroin in Afghanistan,(US\$/kg), Nov 2014 – Nov 2015

Province	Types of Heroin	Nov-14	Dec-14	Jan-15	Feb-15	Mar-15	Apr-15	May-15	Jun-15	Jul-15	Aug-15	Sep-15	Oct-15	Nov-15	Change (Nov-Oct) %
Badakhshan	Chara (20%)	1,051	1,207	1,624	1,483	1,019	1,018	1,246	1,485	1,475	1,519	1,529	1,512	1,831	+21%
	Off- white powder (Crystal) - 100%	2,584	3,103	3,551	3,401	2,860	2,856	2,856	3,168	3,147	3,443	3,466	3,426	4,068	+19%
Balkh	Best powder	3,704	3,750	3,854	3,803	3,804	3,799	3,859	3,746	3,790	3,662	3,755	3,690	3,649	-1%
	White powder (Crystal)	4,187	4,229	4,316	4,249	4,149	4,192	4,292	4,158	4,184	4,020	4,151	4,062	4,098	+1%
Hirat	Morphine	2,062	2,086	2,118	2,130	2,247	2,129	2,568	2,151	2,258	2,232	2,304	2,324	2,216	-5%
	Off- white coarse powder (Crystal)	1,335	1,229	1,268	1,275	1,343	1,329	1,413	1,325	1,384	1,313	1,267	1,262	1,209	-4%
	White powder - high quality (70-80% pure)	2,899	2,930	2,900	2,915	3,075	3,140	3,756	3,142	3,295	2,870	3,128	3,098	3,058	-1%
	White powder - low quality (less than 50% pure)	1,380	1,397	1,406	1,414	1,465	1,482	1,766	1,488	1,589	1,595	1,564	1,234	1,646	+33%
Kandahar	Morphine	1,987	2,036	2,070	1,966	2,022	2,058	1,995	2,113	2,090	2,050	2,090	2,097	2,122	+1%
	Off- white powder (Batan) - high quality	1,739	1,748	1,758	1,669	1,717	1,707	1,784	1,769	1,741	1,720	1,774	1,776	1,780	+0%
	Off- white powder (Batan) - low quality	1,143	1,172	1,155	1,084	1,119	1,155	1,209	1,179	1,144	1,127	1,151	1,152	1,203	+4%
	White powder (Crystal)	1,987	2,979	3,014	2,877	2,944	3,012	3,123	2,948	2,936	2,915	2,876	2,880	2,935	+2%
Nangarhar	Best powder	1,192	1,196	1,315	1,151	1,374	1,456	1,586	1,474	1,288	1,171	1,550	1,569	1,666	+6%
	Chara # 1	79	70	101	86	98	90	79	118	119	98	126	114	134	+17%
	Chara # 2	50	50	81	48	49	70	50	69	69	59	58	67	86	+29%
	Khata # 1	70	60	91	67	79	60	59	88	89	78	87	95	101	+6%
	Khata # 2	30	40	71	38	39	40	40	59	59	49	58	57	67	+17%
	Off- white powder (Batan)	1,788	1,795	2,023	1,822	2,257	2,510	2,776	2,752	2,774	2,586	2,906	3,043	3,208	+5%
	White powder (Injection)	2,384	2,393	3,540	2,398	3,435	3,012	3,470	3,440	3,369	3,220	3,487	3,614	3,735	+3%
	Off- white powder (Crystal) - 60%	1,906	2,069	2,841	2,704	2,912	2,908	1,713	2,376	2,360	2,633	2,651	2,620	3,814	+46%
Takhar	Off- white powder (Crystal) - 60%	1,906	2,069	2,841	2,704	2,912	2,908	1,713	2,376	2,360	2,633	2,651	2,620	3,814	+46%

Graph 4: Prices of different types of heroin in Afghanistan, (US\$/kg), Nov 2015

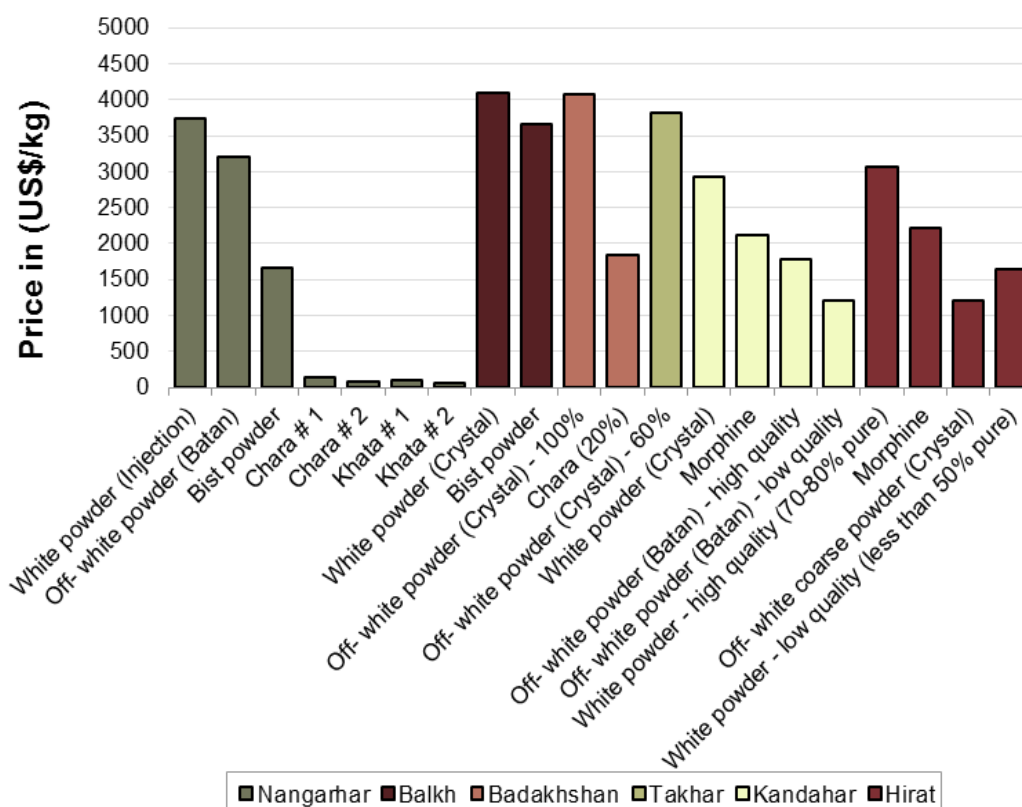


Table 8: Prices of 1 kilogram of different types of Heroin in local currency

Province	Types of heroin	Local currency	Prices of 1 kg of different types of heroin in local currency		Change (Nov-Oct) %
			Oct-15	Nov-15	
Badakhshan	Chara (20%)	Afghani	97,500	122,400	+26%
	Off- white powder (Crystal) - 100%	Afghani	221,000	272,000	+23%
Balkh	Bist powder	Afghani	238,000	244,000	+3%
	White powder (Crystal)	Afghani	262,000	274,000	+5%
Hirat	Morphine	Iranian Tuman	8,100,000	8,064,500	-0.4%
	Off- white coarse powder (Crystal)	Iranian Tuman	4,400,000	4,400,000	+0%
	White powder - high quality (70-80% pure)	Iranian Tuman	10,800,000	11,129,000	+3%
	White powder - low quality (less than 50% pure)	Iranian Tuman	4,300,000	5,989,000	39%
Kandahar	Morphine	Pakistani Rupee	218,500	220,500	+1%
	Off- white powder (Batan) - high quality	Pakistani Rupee	185,000	185,000	+0%
	Off- white powder (Batan) - low quality	Pakistani Rupee	120,000	125,000	+4%
	White powder (Crystal)	Pakistani Rupee	300,000	305,000	+2%
Nangarhar	Bist powder	Pakistani Rupee	165,000	174,000	+5%
	Chara # 1	Pakistani Rupee	12,000	14,000	+17%
	Chara # 2	Pakistani Rupee	7,000	9,000	+29%
	Khata # 1	Pakistani Rupee	10,000	10,500	+5%
	Khata # 2	Pakistani Rupee	6,000	7,000	+17%
	Off- white powder (Batan)	Pakistani Rupee	320,000	335,000	+5%
	White powder (Injection)	Pakistani Rupee	380,000	390,000	+3%
Takhar	Off- white powder (Crystal) - 60%	Pakistani Rupee	169,000	255,000	+51%

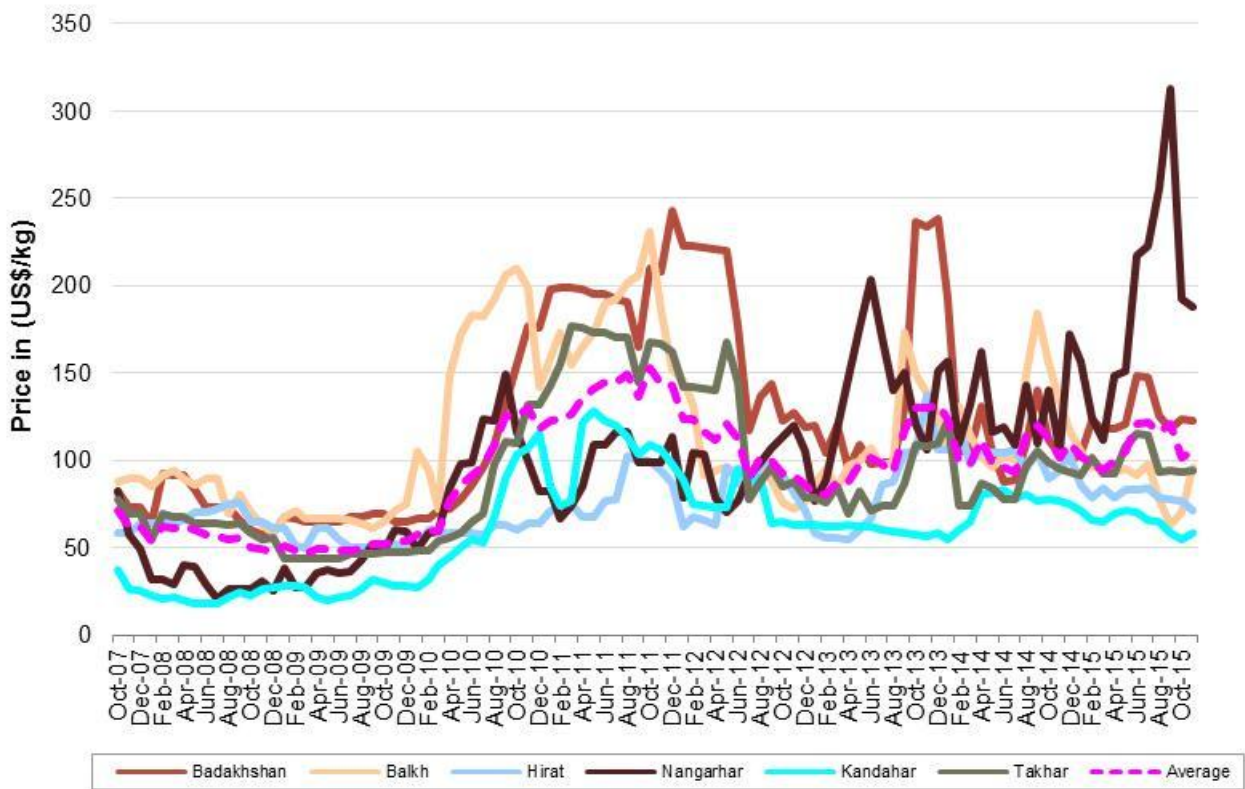
CANNABIS RESIN:

There are mainly three types of cannabis resin available in Afghanistan namely Garda # 1, # 2 and # 3 with quality as best, moderate and fair respectively. Garda # 1 (Shirak) in Badakhshan province was the most expensive cannabis resin because of its pure quality. Earlier Garda # 1 (Jooshi) of Balkh province was most expensive and popular because of its high quality however it lost its demand due to its blending with lower quality hashish.

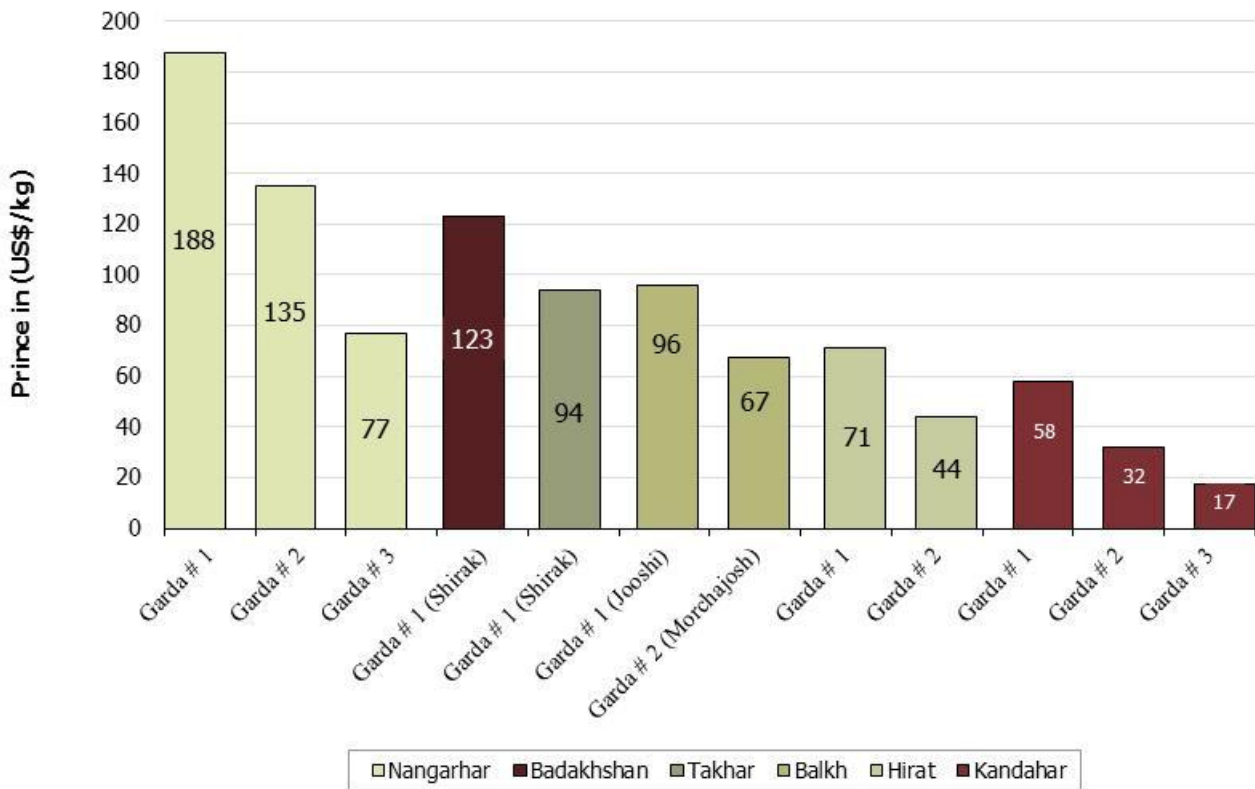
Table 9: Prices of different types of cannabis resin in Afghanistan, (US\$/kg), Nov 2014 – Nov 2015

Province	Types of cannabis resin	Nov-14	Dec-14	Jan-15	Feb-15	Mar-15	Apr-15	May-15	Jun-15	Jul-15	Aug-15	Sep-15	Oct-15	Nov-15	Change (Nov-Oct) %
Badakhshan	Garda # 1 (Shirak)	103	100	103	123	118	118	121	148	147	125	118	124	123	-1%
Balkh	Garda # 1 (Jooshi)	134	117	105	96	96	93	95	91	98	78	63	77	96	+24%
	Garda # 2 (Morchajosh)	103	90	79	84	78	73	81	73	82	67	42	46	67	+45%
Hirat	Garda # 1	94	103	86	78	84	79	83	83	84	79	78	70	71	+2%
	Garda # 2	48	55	48	35	40	35	37	60	42	48	47	51	44	-14%
Kandahar	Garda # 1	77	75	71	66	65	69	71	70	66	65	58	55	58	+4%
	Garda # 2	45	44	40	36	35	38	40	39	37	38	32	30	32	+7%
	Garda # 3	24	22	20	17	17	19	20	22	20	20	17	16	17	+7%
Nangarhar	Garda # 1	105	172	157	124	112	148	151	217	223	256	313	192	188	-2%
	Garda # 2	67	86	87	67	63	79	118	148	149	177	193	144	135	-6%
	Garda # 3	30	36	43	28	21	30	72	99	79	98	121	120	77	-36%
Takhar	Garda # 1 (Shirak)	95	93	91	102	92	92	108	115	114	93	94	93	94	+1%

Graph 5: Average⁶ price of cannabis resin (Garda # 1, best quality) in US\$/kg, Oct 2007– Nov 2015



Graph 6: Prices of different types of cannabis resin in Afghanistan, (US\$/kg), Nov 2015



⁶ Simple average of all observations

Table 10: Prices of 1 kilogram of different types of cannabis resin in Afghanistan in local currency, Oct 2015 – Nov 2015

Province	Types of cannabis resin	Local currency	Prices of 1 kg of different types of cannabis resin in local currency		Change (Nov-Oct) %
			Oct-15	Nov-15	
Badakhshan	Garda # 1 (Shirak)	Afghani	8,000	8,200	+3%
Balkh	Garda # 1 (Jooshi)	Afghani	4,500	6,400	+42%
	Garda # 2 (Morchajosh)	Afghani	3,300	4,500	+36%
Hirat	Garda # 1	Iranian Tuman	269,000	258,000	-4%
	Garda # 2	Iranian Tuman	162,000	161,000	-1%
Kandahar	Garda # 1	Pakistani Rupee	5,778	6,000	+4%
	Garda # 2	Pakistani Rupee	3,111	3,333	+7%
	Garda # 3	Pakistani Rupee	1,667	1,778	+7%
Nangarhar	Garda # 1	Pakistani Rupee	20,000	19,500	-3%
	Garda # 2	Pakistani Rupee	15,000	14,000	-7%
	Garda # 3	Pakistani Rupee	12,500	8,000	-36%
Takhar	Garda # 1 (Shirak)	Afghani	6,000	6,300	+5%

LICIT CROPS:

Prices of wheat, cotton, saffron, rice (imported) and rice (local) collected in six provinces of Afghanistan are shown in below table.

Table 11: Prices of wheat, cotton, saffron, imported and local rice in Afghanistan in local currency, Nov 2015

Province	Types of crops	Price/Kg in Pakistani Rupee (PRs)	Price/Kg in Afghani (AFs)	Price/Kg in (US\$)
Badakhshan	Wheat	-	25	0.4
Badakhshan	Rice Imported	-	90	1.3
Badakhshan	Rice Local	-	55	0.8
Balkh	Wheat	-	21	0.3
Balkh	Cotton	-	38	0.6
Balkh	Rice Imported	-	85	1.3
Balkh	Rice Local	-	43	0.6
Hirat	Wheat	-	21	0.3
Hirat	Cotton	-	80	1.2
Hirat	Saffron	-	90,000	1,345
Hirat	Rice Imported	-	75	1.1
Hirat	Rice Local	-	60	0.9
Kandahar	Wheat	48	-	0.5
Kandahar	Cotton	230	-	2.2
Kandahar	Rice Imported	118	-	1.1
Nangarhar	Wheat	38	-	0.4
Nangarhar	Cotton	143	-	1.4
Nangarhar	Rice Imported	128	-	1.2
Nangarhar	Rice Local	42	-	0.4
Takhar	Wheat	-	22	0.3
Takhar	Rice Imported	-	85	1.3
Takhar	Rice Local	-	43	0.6

Table 12: Prices of wheat, cotton, saffron, imported and local rice in Afghanistan, (US\$/kg), Nov 2014 – Nov 2015

Types of crops	Nov-14	Dec-14	Jan-15	Feb-15	Mar-15	Apr-15	May-15	Jun-15	Jul-15	Aug-15	Sep-15	Oct-15	Nov-15	Increase/Decrease (%)
Wheat	0.42	0.45	0.41	0.40	0.40	0.41	0.39	0.44	0.38	0.37	0.42	0.53	0.36	-33%
Cotton	1.3	1.3	1.38	1.34	1.28	1.43	1.47	1.43	1.40	1.37	1.62	1.41	1.34	-5%
Saffron	1,381	1,379	1,572	1,744	1,734	1,731	1,731	1,649	1,635	1,543	1,412	1,398	1,345	-4%
Rice (Imported)	1.5	1.5	1.46	1.41	1.33	1.37	1.33	1.31	1.31	1.28	1.28	1.23	1.23	0%
Rice (Local)	0.8	0.9	0.82	0.83	0.83	0.82	0.78	0.78	0.74	0.70	0.72	0.73	0.68	-6%

CANNABIS AND POPPY SEEDS:

Prices of cannabis and poppy seeds collected from eighteen provinces of Afghanistan are tabulated below.

Table 13: Prices of cannabis and poppy seeds in local currency, October 2015 – November 2015

			Prices of 1 kg of cannabis seed and poppy seed in local currency		
Province	Types of seed	Local currency	Oct-15	Nov-15	Change (Nov-Oct) (%)
Badakhshan	Poppy seed	Afghani	40	50	+25%
	Cannabis seed	Afghani	45	50	+11%
Baghlan	Poppy seed	Afghani	30	30	+0%
	Cannabis seed	afghani	12	10	-17%
Balkh	Poppy seed	Afghani	30	40	+33%
	Cannabis seed	Afghani	15	10	-33%
Farah	Poppy seed	Afghani	30	30	+0%
	Cannabis seed	Afghani	29	29	+0%
Faryab	Poppy seed	Afghani	60	70	+17%
	Cannabis seed	Afghani	15	15	+0%
Hilmand	Poppy seed	Afghani	40	42	+6%
	Cannabis seed	Afghani	27	27	+0%
Hirat	Poppy seed	Afghani	29	29	+0%
	Cannabis seed	Afghani	28	28	+0%
Kabul	Poppy seed	Afghani	15	20	+33%
Kandahar	Poppy seed	Afghani	40	42	+6%
	Cannabis seed	Afghani	27	27	+0%
Kapisa	Poppy seed	Afghani	10	10	+0%
Kunar	Poppy seed	Pakistani Ruppee	30	35	+17%
Laghman	Poppy seed	Pakistani Ruppee	35	40	+14%
Logar	Cannabis seed	Afghani	47	38	-19%
Nangarhar	Poppy seed	Pakistani Ruppee	35	40	+14%
	Cannabis seed	Pakistani Ruppee	14	14	+0%
Paktya	Cannabis seed	Afghani	25	32	+28%
Takhar	Poppy seed	Afghani	50	60	+20%
	Cannabis seed	Afghani	45	55	+22%
Uruzgan	Poppy seed	Afghani	40	42	+6%
	Cannabis seed	Afghani	29	29	+0%
Zabul	Poppy seed	Afghani	38	40	+6%
	Cannabis seed	Afghani	27	27	+0%

Table 13: Prices of cannabis and poppy seeds in Afghanistan, (US\$/kg), Nov 2014 – Nov 2015

Types of seeds	Nov-14	Dec-14	Jan-15	Feb-15	Mar-15	Apr-15	May-15	Jun-15	Jul-14	Aug-15	Sep-15	Oct-15	Nov-15	Increase/Decrease (%)
Cannabis seed	0.43	0.41	0.42	0.41	0.41	0.45	0.44	0.43	0.44	0.40	0.397	0.418	0.410	-2%
Poppy seed	0.64	0.68	0.61	0.58	0.58	0.53	0.54	0.48	0.59	0.47	0.51	0.50	0.54	+9%

PRICES OF HEROIN, OPIUM AND HASHISH AT CONSUMER LEVEL:

The consumer prices of heroin, opium and hashish collected from different regions of Afghanistan are as below. The quality of product varies widely in different regions.

Graph 7: Regional average⁷ prices of heroin, opium and hashish at consumer level in (US\$/Kg), Nov 2015

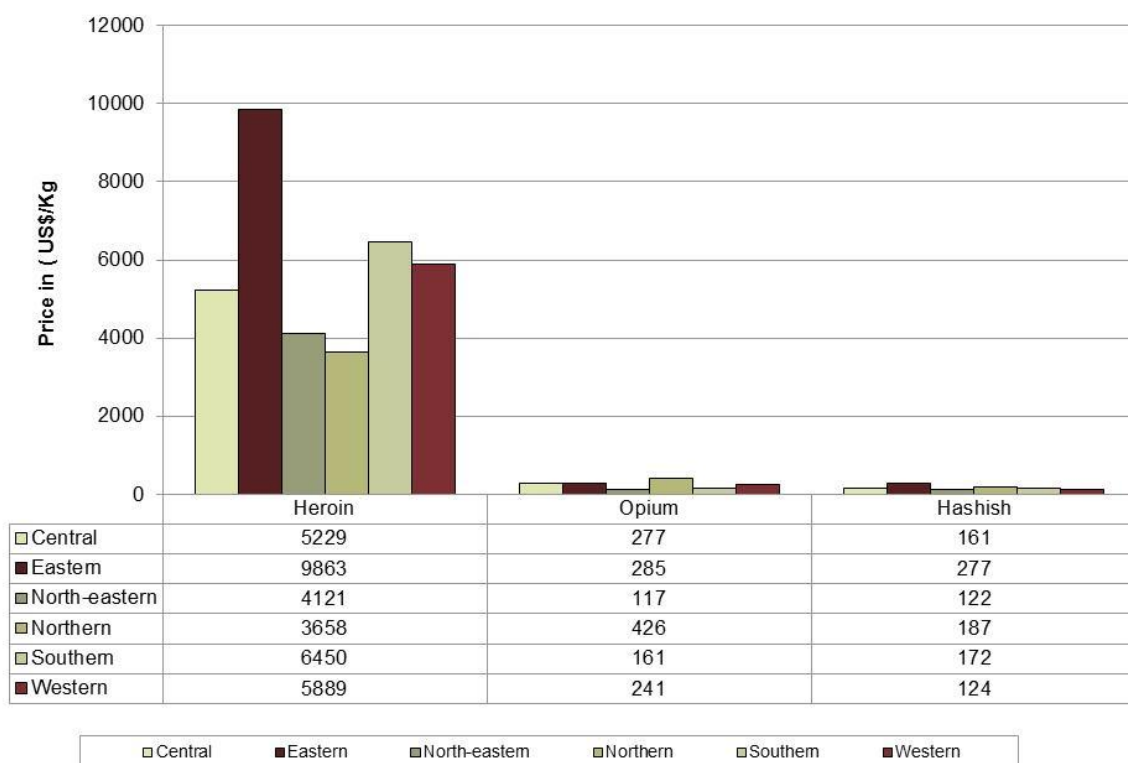


Table 15: Average⁸ prices of Heroin, Opium and Hashish at consumer level in Afghanistan, (US\$/kg), Nov 2014 – Nov 2015

Types of drug	Average prices in (US\$/kg)													Change (Nov-Oct) (%)
	Nov-14	Dec-14	Jan-15	Feb-15	Mar-15	Apr-15	May-15	Jun-15	Jul-15	Aug-15	Sep-15	Oct-15	Nov-15	
Heroin	5,159	5,331	5,244	4,868	4,829	4,941	5,255	5,129	4,798	4,694	4,291	4,562	5,883	+29%
Opium	258	267	270	259	255	251	274	264	267	241	245	233	252	+8%
Hashish	189	200	194	189	197	199	195	194	194	181	189	249	171	-31%

⁷ Simple average of all observations

PRICES OF DRUGS IN PAKISTAN:

The prices of different types of opium, heroin and hashish reported from Peshawar and Quetta in Pakistan are as below:

A. PESHAWAR

OPIUM:

There are three types of dry opium namely Opium - Afghanistan (opium of Afghanistan), Opium - Terra and Opium - Tapa (adulterated) available in Peshawar, Pakistan. Opium-Terra is the most expensive opium reported in Peshawar.

Table 14: Prices of different types of opium in Peshawar, Pakistan in (US\$/Kg):

Types of opium	Nov-14	Dec-14	Jan-15	Feb-15	Mar-15	Apr-15	May-15	Jun-15	Jul-15	Aug-15	Sep-15	Oct-15	Nov-15	Change (Nov-Oct) %
Opium - Terra	258	257	248	235	242	243	240	236	248	234	223	222	222	0%
Opium - Afghanistan	228	227	220	212	219	223	218	218	224	213	205	200	193	-3%
Opium - Tapa (adulterated)	184	182	179	177	181	178	173	174	179	166	160	152	152	0%

HEROIN:

There are three types of heroin namely White (Injection), Yellow (Batan) and Saada (Ordinary) available in Peshawar, Pakistan. White (injection) type is the most expensive heroin reported in Peshawar.

Table 15: Prices of different types of heroin in Peshawar, Pakistan in (US\$/Kg):

Types of heroin	Nov-14	Dec-14	Jan-15	Feb-15	Mar-15	Apr-15	May-15	Jun-15	Jul-15	Aug-15	Sep-15	Oct-15	Nov-15	Change (Nov-Oct) %
Heroin - White (Injection)	3,675	3,757	3,274	3,213	3,388	3,470	3,073	3,096	3,163	3,073	3,099	3,091	3,025	-2%
Heroin - Yellow (Batan)	3,476	3,556	3,075	3,021	3,189	3,272	2,875	2,899	2,959	2,878	2,906	2,948	2,845	-3%
Heroin - Saada (Ordinary)	1,986	2,054	1,935	1,918	2,043	1,983	1,784	1,818	1,837	1,805	1,811	1,797	1,755	-2%

HASHISH:

There are three types of hashish namely Hashish - Garda # 1, # 2 and # 3 available in Peshawar, Pakistan. Hashish-Garda#1 is the most expensive hashish reported in Peshawar.

Table 16: Prices of different types of Hashish in Peshawar, Pakistan in (US\$/Kg):

Types of hashish	Nov-14	Dec-14	Jan-15	Feb-15	Mar-15	Apr-15	May-15	Jun-15	Jul-15	Aug-15	Sep-15	Oct-15	Nov-15	Change (Nov-Oct) %
Hashish - Garda # 1	656	656	645	480	568	555	560	560	571	551	538	523	531	+2%
Hashish - Garda # 2	526	526	516	432	468	471	476	477	490	473	460	447	455	+2%
Hashish - Garda # 3	397	404	397	384	419	406	397	398	408	393	381	371	379	+2%

Table 17: Prices of different types of drugs in Peshawar, Pakistan in local currency, (Pak Rupee/kg):

		Price in (Pakistani Rupee)/kg	
Types of drugs	Oct-15	Nov-15	Change (Nov-Oct) %
Opium -Afghanistan	21,000	20,400	-3%
Opium -Tapa (Adulterated)	16,000	16,000	+0%
Opium –Terra	23,300	23,450	+1%
Heroin -White (Injection)	325,000	319,000	-2%
Heroin -Yellow (Batan)	310,000	300,000	-3%
Heroin -Saada (Ordinary)	189,000	185,000	-2%
Hashish -Garda # 1	55,000	56,000	+2%
Hashish -Garda # 2	47,000	48,000	+2%
Hashish -Garda # 3	39,000	40,000	+3%

B. QUETTA

OPIUM:

Table 18: Prices of different quality of opium in Quetta, Pakistan in (US\$/Kg):

Quality of opium	Nov-14	Dec-14	Jan-15	Feb-15	Mar-15	Apr-15	May-15	Jun-15	Jul-15	Aug-15	Sep-15	Oct-15	Nov-15	Change (Nov-Oct) %
High quality	399	448	462	460	495	518	545	550	558	544	518	528	556	+5%
Medium quality	289	319	342	336	357	369	397	413	426	418	384	384	402	+5%
Low quality	230	249	281	269	297	319	347	354	365	350	336	336	335	-0.2%

HEROIN:

Table 19: Prices of different quality of heroin in Quetta, Pakistan in (US\$/Kg):

Quality of heroin	Nov-14	Dec-14	Jan-15	Feb-15	Mar-15	Apr-15	May-15	Jun-15	Jul-15	Aug-15	Sep-15	Oct-15	Nov-15	Change (Nov-Oct) %
High quality (Crystal)	3,843	4,133	4,322	4,316	4,706	4,984	5,205	5,209	5,325	5,149	4,890	5,039	5,174	+3%
Medium quality	2,795	2,988	3,266	3,309	3,467	3,738	3,817	3,784	3,905	3,789	3,595	3,648	3,737	+2%
Low quality	1,797	2,092	2,261	2,206	2,477	2,592	2,776	2,850	2,941	2,915	2,685	2,736	2,875	+5%

HASHISH:

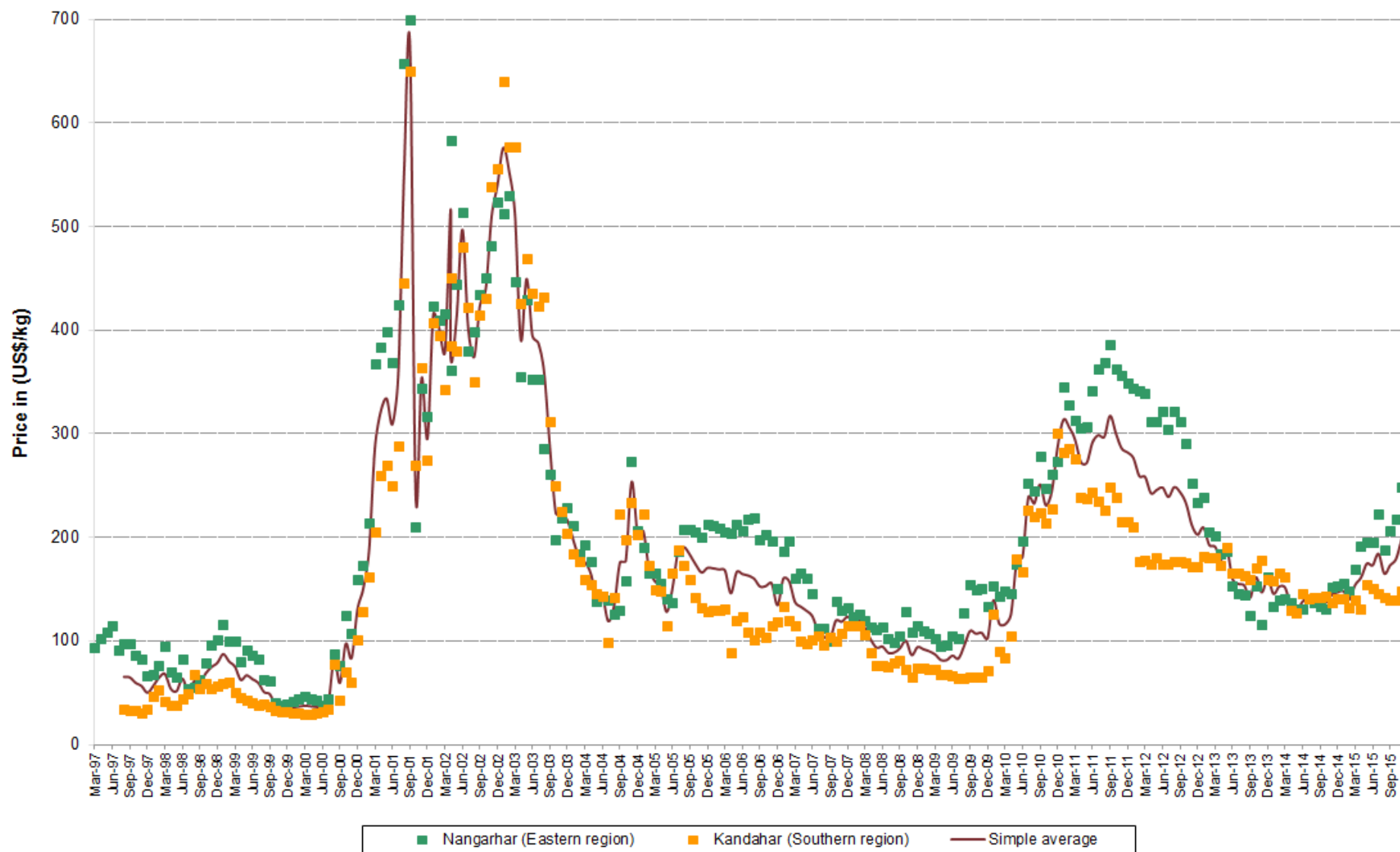
Table 20: Prices of different quality of Hashish in Quetta, Pakistan in (US\$/Kg):

Quality of hashish	Nov-14	Dec-14	Jan-15	Feb-15	Mar-15	Apr-15	May-15	Jun-15	Jul-15	Aug-15	Sep-15	Oct-15	Nov-15	Change (Nov-Oct) %
High quality	659	697	754	719	743	778	793	835	862	826	719	720	747	+4%
Medium quality	529	548	603	595	644	658	674	688	710	700	652	653	671	+3%

Table 21: Prices of different types of drugs in Quetta, Pakistan in local currency, (Pak Rupee/kg):

Types of drugs	Price in (Pakistani Rupee)/kg		
	Oct-15	Nov-15	Change (Nov-Oct) %
Opium -High quality	55,000	58,000	+5%
Opium -Medium quality	40,000	42,000	+5%
Opium -Low quality	35,000	35,000	+0%
Heroin -High quality (Crystal)	525,000	540,000	+3%
Heroin -Medium quality	380,000	390,000	+3%
Heroin -Low quality	285,000	300,000	+5%
Hashish -High quality	75,000	78,000	+4%
Hashish -Medium quality	68,000	70,000	+3%

Graph 8: Average price of dry opium collected from traders in Nangarhar and Kandahar provinces (US\$/Kg), Mar 1997 – Nov 2015



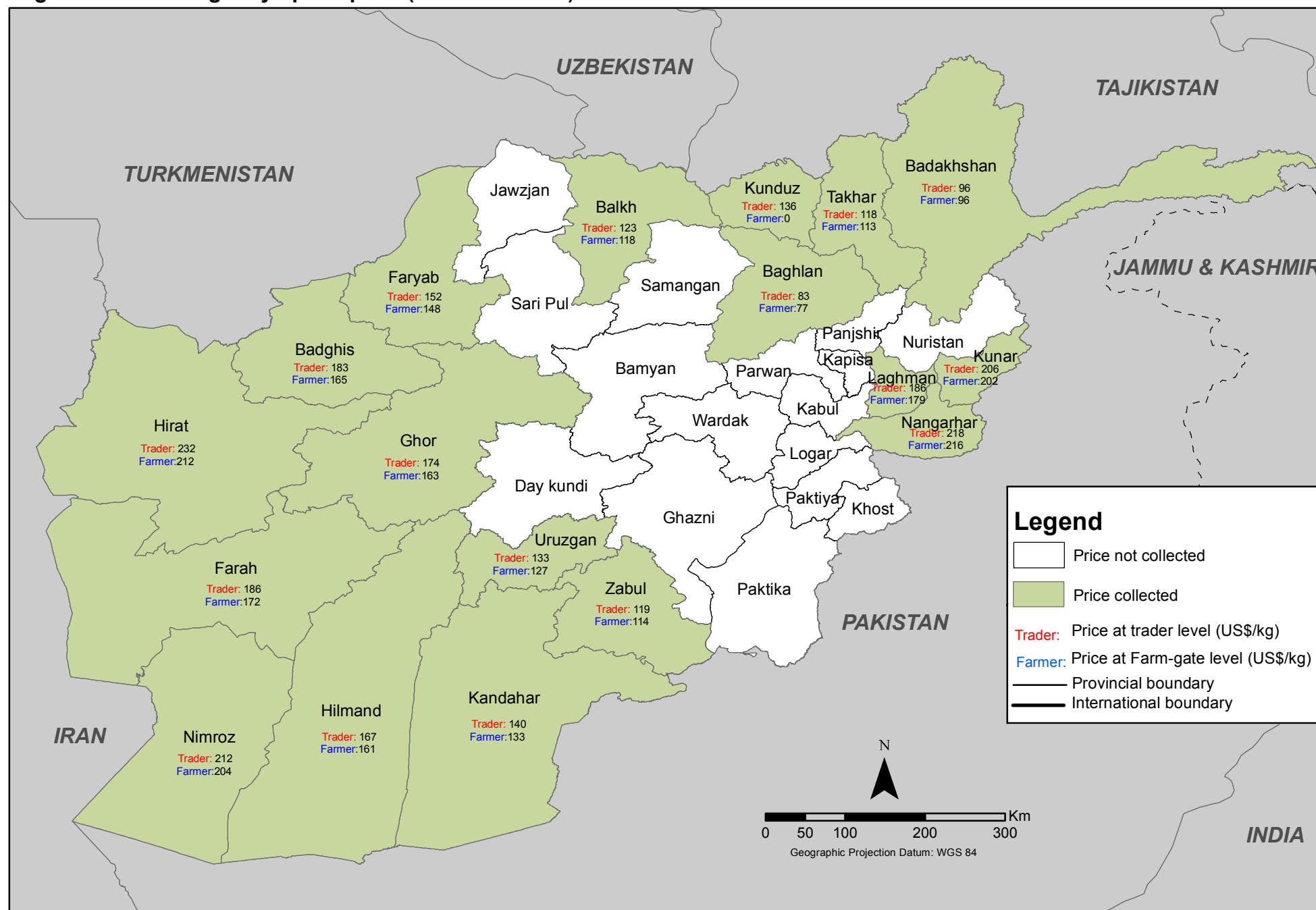
Methodology

- Prices are collected in the last week of every month from around twenty farmers and equal numbers of trader prices are collected by MCN Survey coordinators generally from different farmers and traders each month; however the price data collection is sourced from a few known farmers and traders as well.
- Opium prices are collected from 18 of 34 provinces namely Badakhshan, Baghlan, Badghis, Balkh, Farah, Faryab, Ghor, Hilmand, Hirat, Kandahar, Kunar, Kunduz, Laghman, Nangarhar, Nimroz, Uruzgan, Takhar and Zabul. The prices of dry and fresh opium are collected from farmers (at farm-gate level) and traders (at trader level).
- Different varieties of heroin, morphine and cannabis resin prices are collected from six provinces of Afghanistan namely Badakhshan, Balkh, Hirat, Nangarhar, Kandahar and Takhar.
- Prices of some licit crops such as wheat, saffron, imported and local rice is also collected from six provinces of Afghanistan and included in this report.
- Prices of poppy seeds, cannabis seeds and acetic anhydride are included in the report as well.
- Different varieties of opium, heroin and hashish prices are also collected from Peshawar as well as Quetta province of Pakistan. Prices are collected and reported by UNODC office in Peshawar and Quetta in Pakistan.
- The prices are also presented in local currency for convenience of certain analysis; however the national average prices are presented in USD. At the regional level, average prices are reflected in local currency with exception of the Western region since prices are reported in two different currencies.
- Prices are reported in different currencies in different regions. The prices in Eastern region (Kunar, Laghman and Nangarhar) and Southern region (Kandahar, Hilmand, Uruzgan and Zabul) are reported in Pakistani rupees. In Northern (Balkh, Baghlan, Farayb) and North-eastern (Badakhshan, Kunduz, Takhar) regions, the prices are reported in Afghani. However, prices are reported in two different currencies namely Afghani and Iranian Tuman in Western region. The prices are converted in US\$ using the exchange rate from oanda.com site considering the rates on the same date the observation is made.

Number of observations of dry and fresh opium prices

	Number of observations (n)		Number of provinces price collected
	Farm-gate price	Trader price	
Dry Opium	175	178	18
Fresh Opium	178	180	18

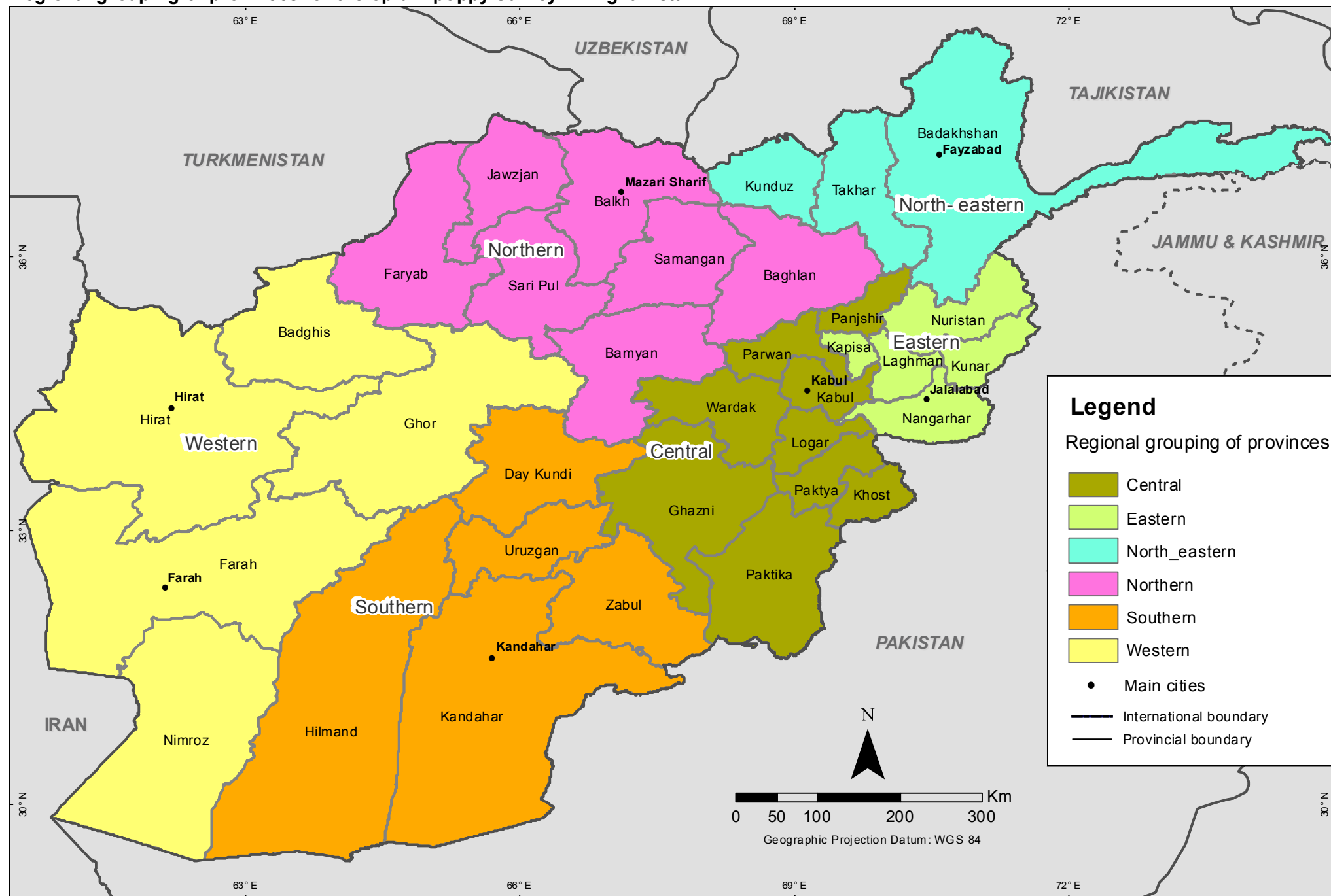
Afghanistan: Average dry opium price (November 2015)



Source: Government of Afghanistan - National monitoring system implemented by MCN / UNODC

Note: The boundaries and names shown and the designations used on this map do not imply official endorsement or acceptance by the United Nations.

Regional grouping of provinces for the opium poppy survey in Afghanistan



Source: Government of Afghanistan. National monitoring system implemented by UNODC

Note: The boundaries and names shown and the designations on this map do not imply official endorsement or acceptance by the United Nations.