



**Islamic Republic of Afghanistan  
Ministry of Counter Narcotics  
Narcotics Survey Directorate**



**UNODC**  
**United Nations Office on  
Drugs and Crime**

**May 2018**

## **Afghanistan Drug Price Monitoring Monthly Report**



4/21/2018 10:13:58 AM (+4.5 hrs) Dir=WNW Lat=34.11765 Lon=70.45857 Alt=4525ft MSL WGS-84

**Ministry of Counter Narcotics, Islamic Republic of Afghanistan, Kabul  
And  
United Nations Office on Drugs and Crime, Kabul**

## ACKNOWLEDGEMENTS

The following organizations and individuals contributed to the drug price data collection, analysis and preparation of this report:

### **Ministry of Counter-Narcotics**

Prof. Salamat Azimi (Minister), Dr. Javid Ahmad Qaem (Deputy Minister Policy and coordination), Sayed Faisal Hosainy (Deputy Minister Admin and Finance), Sayed Najibullah Ahmadi (Director of Narcotics Survey Directorate), Saraj Ahmad Yousufzai (Deputy Director of Narcotics Survey Directorate), Nasir Ahmad Karimi (Deputy Director of Narcotics Survey Directorate), Mohammad Ajmal Sultani (Statistical Data Analyst), Mohammad Hakim Hayat (GIS & Remote sensing analyst ), Ahmad Shabir Tayeeb (GIS & Remote Sensing Analyst), Sayed Shahenshah Sadat (Quality Control and Digit Specialist), Ahmad Mustafa Safi (Database Analysis & Statistics Member), Najeem Alcozai (Database Analysis & Statistics Member), Karimdad Qadari (Database Analysis & Statistics Member), and Salma Rezayee ( Admin Officer).

### **Survey Coordinators**

Mohammad Yonus Haqdost (Central Region), Mohammed Ishaq Anderabi (North-Eastern Region), Mojir Fayaz (Western Region), Fida Mohammad (Northern Region), Khalil Ahmad (Southern Region) and Abdullah Dawodkhel (Eastern Region).

### **United Nations Office on Drugs and Crime**

Devashish Dhar (International Project Coordinator) Abdul Manan Ahmadzai (Senior Survey Officer), Noor Mohammad Sadiq (Senior Database Developer), Ahmad Jawid Ghiasee and Sayed Mehdi Sadat (Remote sensing analysts), Ziaulhaq Sidiqi (GIS Associate).

### **Survey Coordinators**

Rahimullah Omar (Central Region)

Operation support: Asif Majeed (Administrative Officer), Bari Chowdhury (Security Adviser)

### **Abbreviations**

MCN: Ministry of Counter Narcotics

UNODC: United Nations Office on Drugs and Crime

## **CONTENTS:**

<b>1</b>	<b>KEY FINDINGS:</b> .....	<b>4</b>
	<b>1.1 Trends of drug prices</b> .....	<b>4</b>
<b>2</b>	<b>INTRODUCTION:</b> .....	<b>5</b>
<b>3</b>	<b>OPIUM:</b> .....	<b>6</b>
	<b>3.1. Dry opium</b> .....	<b>6</b>
	<b>3.1.1 Dry Opium (Chaynaki Quality)</b> .....	<b>8</b>
<b>3.2</b>	<b>FRESH OPIUM:</b> .....	<b>9</b>
<b>4</b>	<b>HEROIN:</b> .....	<b>10</b>
<b>5</b>	<b>CANNABIS RESIN:</b> .....	<b>11</b>
<b>6</b>	<b>SEEDS: CANNABIS AND POPPY</b> .....	<b>13</b>
<b>7</b>	<b>PRICES OF HEROIN, OPIUM AND HASHISH AT CONSUMER LEVEL:...</b>	<b>14</b>
<b>8</b>	<b>PRICE OF ACETIC ANHYDRIDE</b> .....	<b>14</b>
<b>9</b>	<b>LICIT CROPS:</b> .....	<b>15</b>
<b>10</b>	<b>METHODOLOGY:</b> .....	<b>16</b>

# 1 KEY FINDINGS:

## 1.1 Trends of drug prices.

	By Month			By Year		
	April_2018	May_2018	Change %	May_2017	May_2018	Change %
Dry opium Farm-gate price (US\$/Kg)	103	101	-2%	156	101	-35%
Dry opium Trader price (US\$/Kg)	111	109	-2%	163	108	-34%
Fresh Opium Farm-gate price (US\$/Kg)	87	74	-14%	131	74	-43%
Fresh Opium Trader price (US\$/Kg)	95	82	-14%	138	82	-41%
Heroin High Quality	3,085	3,009	-2%	3,498	3,009	-14%
Heroin Medium Quality	2,040	2,033	-0.4%	2,327	2,033	-13%

## **2 INTRODUCTION:**

The Afghanistan Drug Price monitoring is implemented by the Ministry of Counter Narcotics (MCN) of Afghanistan in collaboration with the United Nations Office on Drugs and Crime (UNODC) monthly. The monitoring of drug prices is carried out in selected provinces of Afghanistan since 1994 (18 provinces as of September 2011). The results provide a detailed picture of the prices of opiates.

The price of the opiates contributes towards understanding the opiate economy in Afghanistan and published in the Afghanistan opium survey reports annually.

The price monitoring includes major licit crops and precursor-chemicals. Fresh attempts are made to include the prices of syntactic drugs as well.

### 3 OPIUM:

#### 3.1. Dry opium

##### Farm-gate price:

The national average price for one kilogram of dry opium in Afghanistan at the farm-gate level was **US\$ 101/kg** at the end of May 2018 which is 2% lower compared to price reported in April 2018 (US\$ 103/kg). The average dry opium price at the farm-gate level in May 2018 is 35% lower than the price reported in May 2017 which was US\$ 156/kg.

**Figure 1: National average price of dry opium at farm-gate level from (June 2004 to May 2018)**



**Table 1: Regional average farm-gate price of dry opium US\$/Kg (April 2018 to May 2018)**

Region	Price of Dry Opium (US\$/Kg)		Price change (%)
	Apr-18	May-18	
Eastern region (Kunar, Laghman, Nangarhar)	96	107	+12%
Southern region (Hilmand, Kandahar, Uruzgan, Zabul)	90	87	-3%
Western region (Badghis, Farah, Ghor, Hirat, Nimroz)	178	165	-8%
North-eastern region (Badakhshan, Kunduz, Takhar)	58	62	+7%
Northern region (Baghlan, Balkh, Faryab, Sur-Pul, Jawzjan, Samangan )	64	57	-10%
<b>Average</b>	<b>103</b>	<b>101</b>	<b>-2%</b>

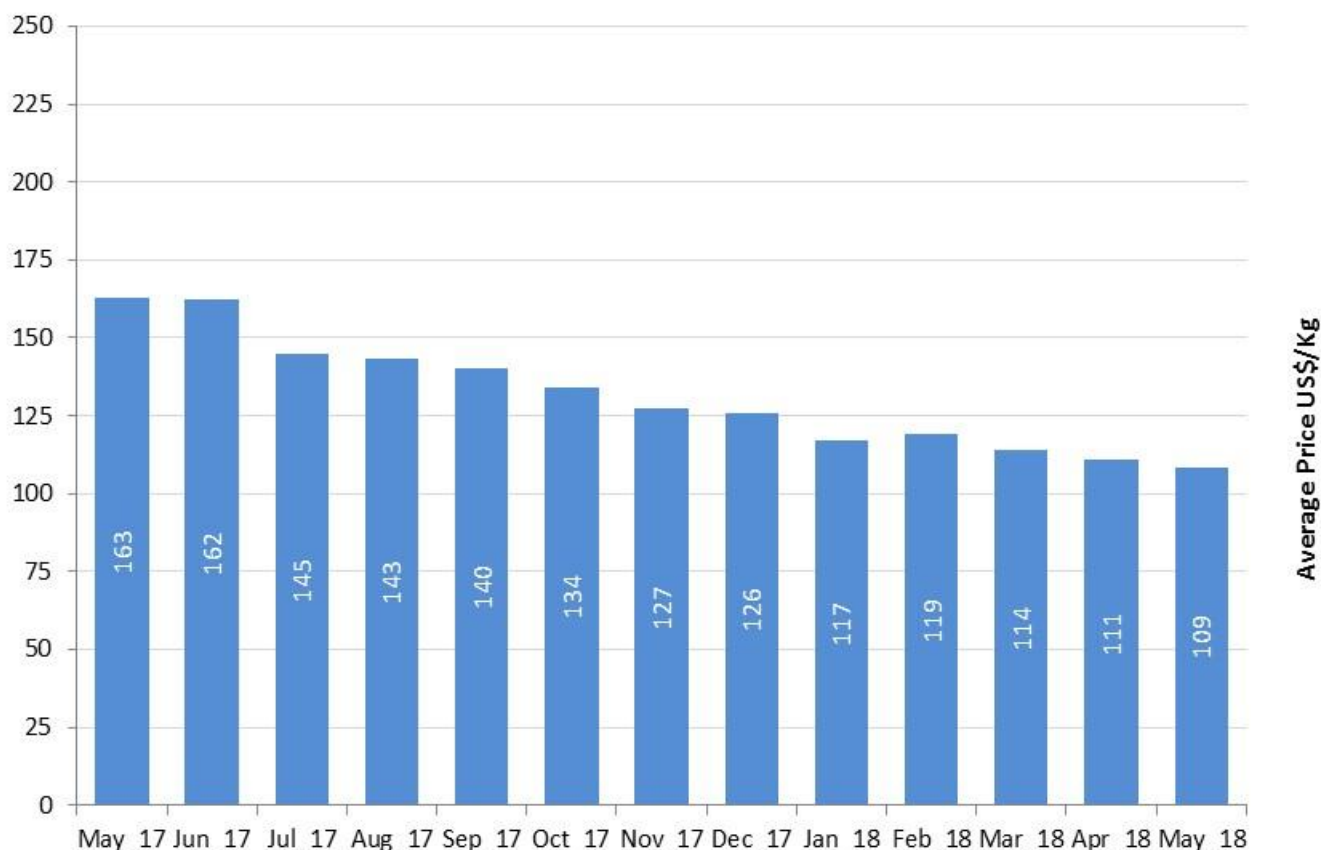


**Trader price:**

The national average dry opium price collected from traders was **US\$ 108/kg** at the end of May 2018 showing **3%** decrease compared to the price reported last month (April 2018) (**US\$ 111/kg**). The average dry opium price at trader level in May 2018 is **34%** lower than the price reported last year (May 2017) which was **US\$ 163/kg**.

Dry opium price collected from traders has increased by 11% in Eastern region. Price has decreased by 10%, 7%, 1% and 1% in Northern, Western, Southern and North-eastern regions respectively.

**Table 2: National average price of dry opium at Trader level US\$/kg (May 2017 to May 2018)**



**Figure 2: Regional average price of dry opium from traders US\$/Kg (April 2018 to May 2018)**

Region	Price of Dry Opium (US\$/Kg)		Price change (%)
	Apr-18	May-18	
Eastern region (Kunar, Laghman, Nangarhar)	99	110	+11%
Southern region (Hilmand, Kandahar, Uruzgan, Zabul)	97	96	-1%
Western region (Badghis, Farah, Ghor, Hirat, Nimroz)	191	177	-7%
North-eastern region (Badakhshan, Kunduz, Takhar)	77	76	-1%
Northern region (Baghlan, Balkh, Faryab, Sur-Pul, Jawzjan, Samangan )	70	63	-10%
<b>Average</b>	<b>111</b>	<b>109</b>	<b>-2%</b>

### 3.1.1 Dry Opium (Chaynaki Quality)

#### Farm-gate price:

Price of opium (dry) was not found to be varying with quality in different regions. In Balkh and Hilmand provinces another quality of dry opium by the name of *Chaynaki* is available at farm-gate and trader level. The *Chaynaki* quality of dry opium is more air dried than other varieties. The average price of 1 kilogram of *Chaynaki* dry opium at farm-gate level in Balkh province is **US\$ 84/kg** in May 2018 showing a decrease of 7% compared to the price reported in April 2018 (**US\$ 90**). The average price of 1 kilogram of *Chaynaki* dry opium at farm-gate level in Hilmand province is **US\$ 197.5/kg** in May 2018 with a decreased by 0.2% compared to the price reported in April 2018 (**US\$ 198**).

**Table 3: Average price of dry opium (Chaynaki quality) at farm-gate level (US\$/Kg)**

Dry Opium (Chaynaki quality)	Balkh		Price change (May-Apr) %	Hilmand		Price change (May-Apr) %
	Apr-18	May-18		Apr-18	May-18	
<i>Farm-gate price (US\$/Kg)</i>	90	84	-7%	198.0	197.5	-0.2%

#### Trader price:

In Balkh province, the average price of 1 kilogram of *Chaynaki* dry opium at trader level is **US\$ 92/kg** in May 2018 showing a decrease of 4% compared to the price reported in April 2018 (**US\$ 97/kg**). In Hilmand province, the average price of 1 kilogram of *Chaynaki* dry opium at trader level is **US\$ 205/kg** in May 2018 with a decreased by 0.3% compared to the price reported in April 2018 (**US\$ 206**).

**Table 4: Average price of dry opium (Chaynaki quality) at trader level (US\$/Kg)**

Dry Opium (Chaynaki quality)	Balkh		Price change (May-Apr) %	Hilmand		Price change (May-Apr) %
	Apr-18	May-18		Apr-18	May-18	
<i>Trader price (US\$/Kg)</i>	97	92	-4%	206	205	-0.3%

**Table 5: Regional average price of dry opium at farm-gate and trader level in other than USD Currency.**

Region	Local currency	Price of 1 kg of Dry Opium in local currency				Change at farm-gate level (May-Apr) (%)	Change at trader level (May-Apr) (%)
		Apr-18		May-18			
		Farm-gate	Trader	Farm-gate	Trader		
Eastern region (Kunar, Laghman, Nangarhar)	Pakistani Rupee	11,065	11,426	12,376	12,734	+12%	+11%
Southern region (Hilmand, Kandahar, Uruzgan, Zabul)	Pakistani Rupee	10,408	11,199	10,069	11,093	-3%	-1%
Western region (Badghis, Ghor) *	Afghani	10,703	11,787	8,203	8,534	-23%	-28%
Western region (Farah, Hirat, Nimroz) *	Iranian Tuman	821,539	864,400	839,695	882,556	+2%	+2%
North-eastern region (Badakhshan, Kunduz, Takhar)	Afghani	4,048	5,517	4,433	5,405	+10%	-2%
Northern region (Baghlan, Balkh, Faryab, Suri-Pul, Jawzjan Samangan)	Afghani	4,464	4,885	4,123	4,534	-8%	-7%

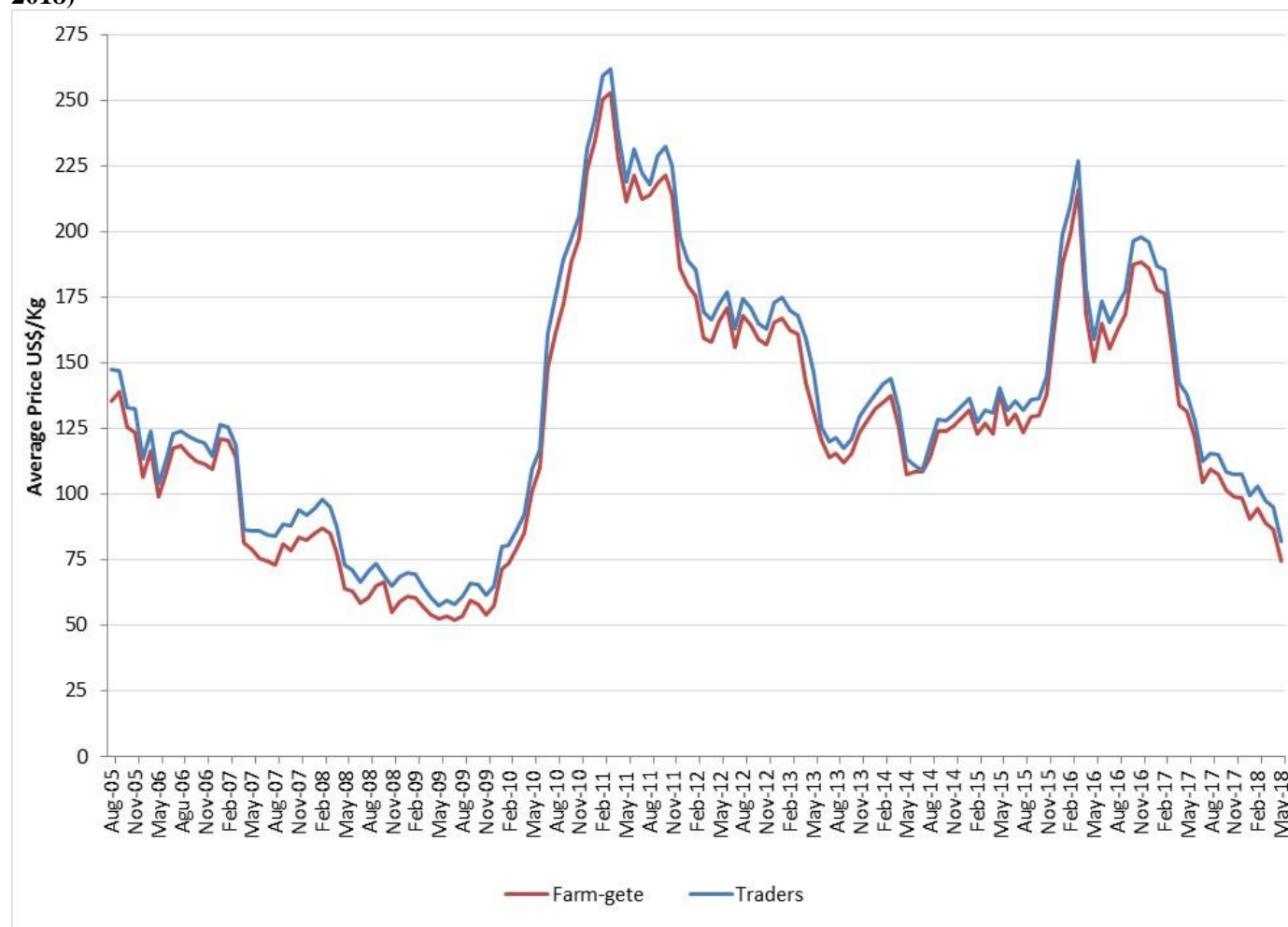
\* Western region is divided into two groups because of prices available in two currencies



### 3.2 FRESH OPIUM:

At the end of May 2018, the national average price of fresh opium decreased by **14%** from **US\$ 87/kg in April 2018 to US\$ 74/kg in May 2018** at the farm-gate level. (Similarly, the national average price of fresh opium at trader level decreased by **14%** from **US\$ 95/kg in April 2018 to US\$ 82/kg in May 2018**)

**Figure 3: National average price of fresh opium at farm-gate and trader level, US\$/kg (Jun 2005 to May 2018)**



**Table 6: Regional average price of fresh opium at farm-gate and trader level in other than USD currency.**

Region	Local currency	Price of 1 kg of Fresh Opium in local currency				Change at farm-gate level (May-Apr) (%)	Change at trader level (May-Apr) (%)
		Apr-18		May-18			
		Farm-gate	Trader	Farm-gate	Trader		
Eastern region (Kunar, Laghman, Nangarhar)	Pakistani Rupee	NA	NA	8,251	8,265	NA	NA
Southern region (Hilmand, Kandahar, Uruzgan, Zabul)	Pakistani Rupee	8,984	9,929	8,717	9,768	-3%	-2%
Western region (Badghis, Ghor) *	Afghani	8,061	8,824	5,561	6,324	-31%	-28%
Western region (Farah, Hirat, Nimroz) *	Iranian Tuman	562,833	603,349	580,989	621,505	+3%	+3%
North-eastern region (Badakhshan, Kunduz, Takhar)	Afghani	NA	NA	3,654	4,572	NA	NA
Northern region (Baqhlan, Balkh, Farvab, Suri-Pul, Jawzian Samangan)	Afghani	3,554	3,973	3,232	3,565	-9%	-10%

\* Western region is divided into two groups because of prices available in two currencies.

## HEROIN:

There are several types of heroin available in Afghanistan with different quality. The prices of White powder (injection) in Nangarhar province, White powder (Crystal) in Kandahar and Balkh provinces, Off-white (Crystal)-100% in Badakhshan province and White powder-high quality (70-80% pure) in Hirat province are the most expensive heroin reported in Afghanistan. The cheapest heroin (US\$ 56/kg) is called as Khata # 2 reported in Nangarhar province.

**Table 7: Prices of different types of Heroin in Afghanistan (US\$/kg), May 2017 – May 2018**

Province	Types of Heroin	May-17	Jun-17	Jul-17	Aug-17	Sep-17	Oct-17	Nov-17	Dec-17	Jan-18	Feb-18	Mar-18	Apr-18	May-18	Change (May-Apr) %
Badakhshan	Chara (20%)	1,172	1,011	1,013	1,008	1,007	1,513	710	705	894	900	754	561	201	-64%
	Off- white powder (Crystal) - 100%	3,606	2,730	3,038	3,023	3,022	3,984	2,841	2,750	2,981	2,999	2,611	2,807	2,708	-+4%
Balkh	Best powder	3,111	3,160	3,017	3,128	3,177	3,128	3,156	3,188	3,186	3,167	3,134	3,172	3,152	-+1%
	White powder (Crystal)	3,786	3,858	3,753	3,948	4,019	3,984	4,036	4,029	4,037	3,981	3,918	3,915	3,863	-1%
Hirat	Morphine	3,870	4,007	3,860	3,933	3,834	3,912	3,899	3,994	3,803	4,106	4,395	4,353	4,881	+12%
	White powder - high quality (70-80% pure)	4,026	4,793	4,148	4,032	3,980	4,049	4,043	4,147	3,939	4,160	4,530	4,510	5,076	+13%
	White powder - low quality (less than 50% pure)	2,655	2,651	2,449	2,623	2,570	2,027	2,021	2,677	2,538	2,531	2,545	2,673	2,981	+12%
Kandahar	Morphine	2,783	2,795	2,646	2,584	2,558	2,587	2,593	2,448	2,356	2,266	2,190	2,123	2,171	+2%
	Off- white powder (Batan) - high quality	1,643	1,706	1,636	1,579	1,563	1,569	1,537	1,451	1,359	1,269	1,227	1,196	1,216	+2%
	Off- white powder (Batan) - low quality	1,159	1,205	1,155	1,053	1,023	1,046	1,056	997	952	906	876	867	955	+10%
	White powder (Crystal)	3,188	3,229	3,127	3,063	2,884	2,929	2,977	2,811	2,773	2,719	2,629	2,600	2,692	+4%
Nangarhar	Best powder	1,546	1,565	1,568	1,520	1,512	1,474	1,469	1,381	1,356	1,341	1,278	1,265	1,273	+1%
	Chara # 1	116	116	120	114	105	95	91	84	81	79	74	74	78	+6%
	Chara # 2	68	72	77	76	72	67	67	64	63	62	58	56	59	+5%
	Khata # 1	92	92	91	86	77	71	69	65	65	63	61	62	65	+4%
	Khata # 2	58	63	67	67	64	62	61	56	54	54	52	55	56	+3%
	Off- white powder (Batan)	3,053	3,073	3,069	3,012	3,005	2,957	2,949	2,771	2,731	2,728	2,609	2,599	2,615	+1%
	White powder (Injection)	3,527	3,537	3,541	3,468	3,474	3,414	3,400	3,198	3,147	3,136	3,000	2,998	3,013	+0.5%
Takhar	Off- white powder (Crystal) - 60%	2,855	2,427	2,431	2,419	2,418	2,622	2,030	2,014	2,484	2,499	2,249	1,683	702	-58%

**Table 8: Prices of 1 kilogram of different types of Heroin in other than USD currency**

Province	Types of heroin	Local currency	Prices of 1 kg of different types of heroin in local currency		Change (May-Apr) %
			Apr-18	May-18	
Badakhshan	Chara (20%)	Afghani	39,300	14,300	-64%
	Off- white powder (Crystal) - 100%	Afghani	196,560	193,050	-2%
Balkh	Bist powder	Afghani	222,000	226,000	+2%
	White powder (Crystal)	Afghani	274,000	277,000	+1%
Hirat	Morphine	Iranian Tuman	18,896,000	20,545,000	+9%
	White powder - high quality (70-80% pure)	Iranian Tuman	18,240,000	21,363,000	+17%
	White powder - low quality (less than 50% pure)	Iranian Tuman	11,200,000	12,545,000	+12%
Kandahar	Morphine	Pakistani Rupee	245,000	250,000	+2%
	Off- white powder (Batan) - high quality	Pakistani Rupee	138,000	140,000	+1%
	Off- white powder (Batan) - low quality	Pakistani Rupee	100,000	110,000	+10%
	White powder (Crystal)	Pakistani Rupee	300,000	310,000	+3%
Nangarhar	Bist powder	Pakistani Rupee	146,000	147,000	+1%
	Chara # 1	Pakistani Rupee	8,500	9,000	+6%
	Chara # 2	Pakistani Rupee	6,500	6,800	+5%
	Khata # 1	Pakistani Rupee	7,200	7,500	+4%
	Khata # 2	Pakistani Rupee	6,300	6,500	+3%
	Off- white powder (Batan)	Pakistani Rupee	300,000	302,000	+1%
	White powder (Injection)	Pakistani Rupee	346,000	348,000	+1%
Takhar	Off- white powder (Crystal) - 60%	Afghani	117,900	50,050	-58%

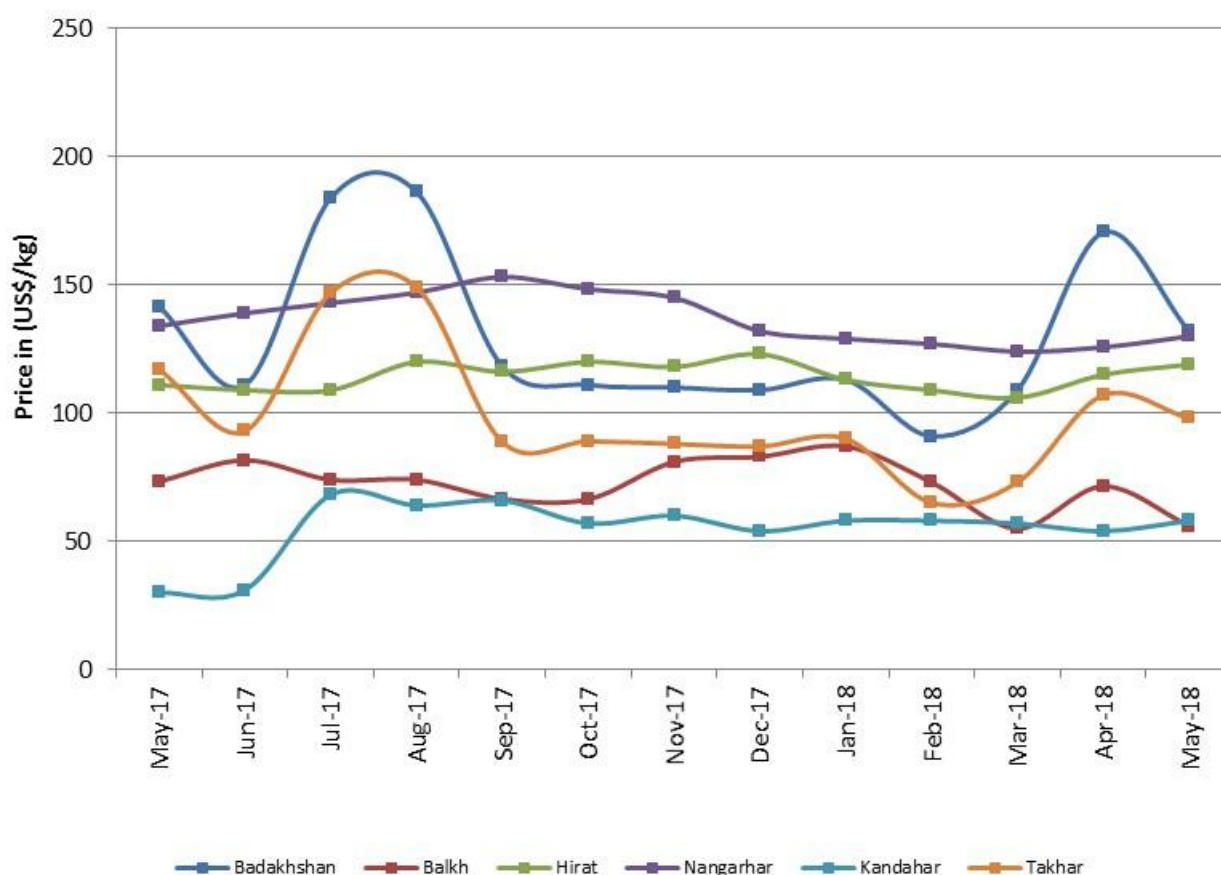
## CANNABIS RESIN:

There are mainly three types of cannabis resin available in Afghanistan namely Garda # 1, # 2 and # 3 with quality as best, moderate and fair respectively. Garda # 1 (Shirak) in Badakhshan province was the most expensive cannabis resin because of its pure quality. Earlier Garda # 1 (Jooshi) of Balkh province was most expensive and popular because of its high quality however it lost its demand due to blending with lower quality hashish.

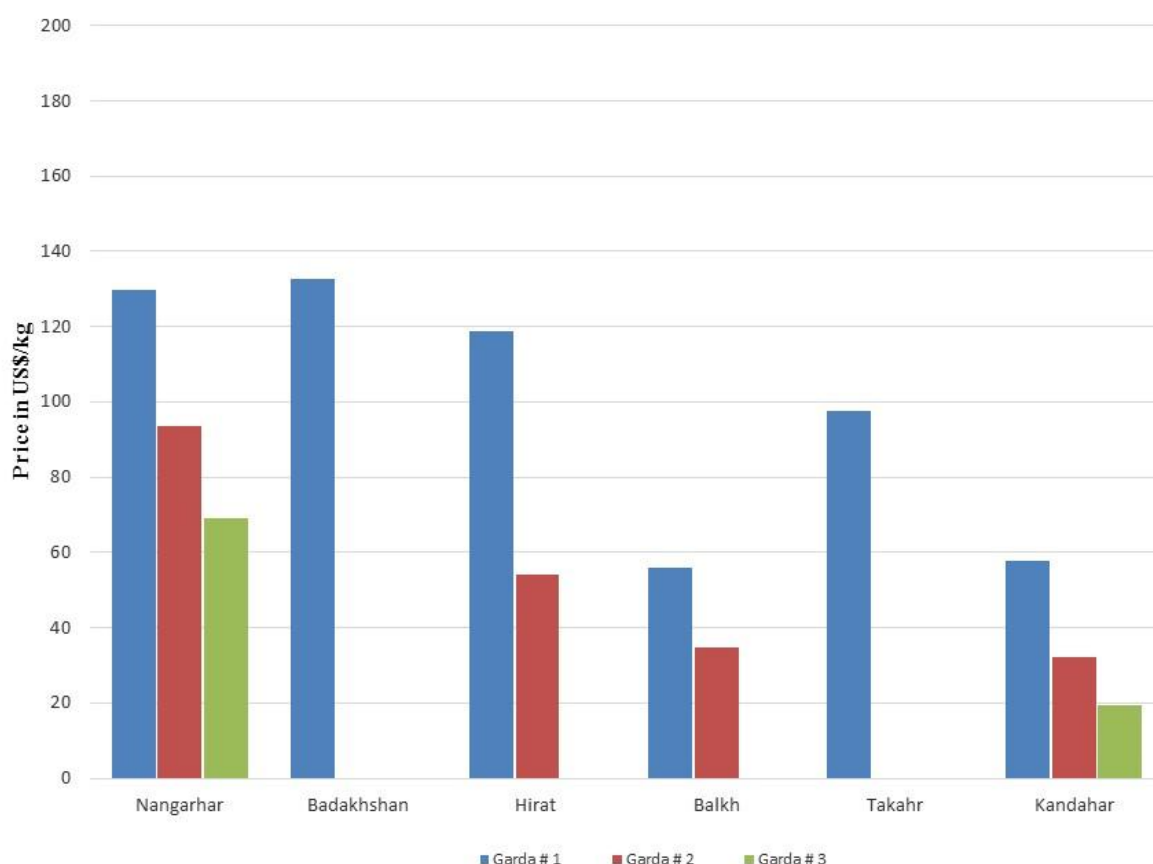
**Table 9: Prices of different types of cannabis resin in Afghanistan, (US\$/kg), May 2017–May 2018**

Province	Types of cannabis resin	May-17	Jun-17	Jul-17	Aug-17	Sep-17	Oct-17	Nov-17	Dec-17	Jan-18	Feb-18	Mar-18	Apr-18	May-18	Chang (May-Apr) %
Badakhshan	Garda # 1 (Shirak)	142	111	184	186	118	111	110	109	113	91	109	171	132	-22%
Balkh	Garda # 1 (Jooshi)	73	82	74	74	66	66	81	83	87	73	55	71	56	-22%
	Garda # 2 (Morchajosh)	66	70	56	60	47	52	59	65	70	58	39	51	35	-32%
Hirat	Garda # 1	111	109	109	120	116	120	118	123	113	109	106	115	119	+4%
	Garda # 2	58	60	59	68	69	69	66	67	60	58	58	71	54	-24%
Kandahar	Garda # 1	30	31	68	64	66	57	60	54	58	58	57	54	58	+7%
	Garda # 2	21	22	36	32	36	32	36	32	34	34	33	30	32	+6%
	Garda # 3	16	16	21	19	21	17	21	17	19	19	19	17	19	+11%
Nangarhar	Garda # 1	134	139	143	147	153	148	145	132	129	127	124	126	130	+3%
	Garda # 2	96	101	105	107	115	110	106	97	95	93	91	91	93	+3%
	Garda # 3	72	72	76	83	86	83	82	73	72	73	70	69	69	0%
Takhar	Garda # 1 (Shirak)	117	93	147	149	89	89	88	87	90	65	73	107	98	-9%

**Figure 4: Average price of cannabis resin (Garda # 1, best quality) in US\$/kg, May 2017–May 2018**



**Figure 5: Prices of different types of cannabis resin in Afghanistan, (US\$/kg), May 2018**



**Table 10: Prices of 1 kilogram of different types of cannabis resin in Afghanistan in other than USD currency, April 2018 – May 2018**

Province	Types of cannabis resin	Local currency	Prices of 1 kg of different types of cannabis resin in local currency		Change (May-Apr) %
			Apr-18	May-18	
Badakhshan	Garda # 1 (Shirak)	Afghani	11,934	9,500	-20%
Balkh	Garda # 1 (Jooshi)	Afghani	5,000	4,000	-20%
	Garda # 2 (Morchajosh)	Afghani	3,600	2,500	-31%
Hirat	Garda # 1	Iranian Tuman	480,000	500,000	+4%
	Garda # 2	Iranian Tuman	296,000	227,000	-23%
Kandahar	Garda # 1	Pakistani Rupee	6,222	6,667	+7%
	Garda # 2	Pakistani Rupee	3,511	3,733	+6%
	Garda # 3	Pakistani Rupee	2,000	2,222	+11%
Nangarhar	Garda # 1	Pakistani Rupee	14,500	15,000	+3%
	Garda # 2	Pakistani Rupee	10,500	10,800	+3%
	Garda # 3	Pakistani Rupee	8,000	8,000	0%
Takhar	Garda # 1 (Shirak)	Afghani	7,500	7,000	-7%

## 6 SEEDS: CANNABIS AND POPPY

Prices of cannabis and poppy seeds collected from eighteen provinces of Afghanistan are tabulated below.

**Table 11: Prices of cannabis and poppy seeds in other than USD currency, April 2018 – May 2018**

Province	Types of seed	Local currency	Prices of 1 kg of cannabis seed and poppy seed in local currency		Change (May-Apr) (%)
			Apr-18	May-18	
Badakhshan	Poppy seed	Afghani	60	70	+17%
	Cannabis seed	Afghani	50	60	+20%
Baghlan	Poppy seed	Afghani	140	150	+7%
	Cannabis seed	Afghani	15	20	+33%
Balkh	Poppy seed	Afghani	150	150	0%
	Cannabis seed	Afghani	20	25	+25%
Farah	Poppy seed	Afghani	33	33	0%
	Cannabis seed	Afghani	38	38	0%
Faryab	Poppy seed	Afghani	160	160	0%
	Cannabis seed	Afghani	12	15	+25%
Hilmand	Poppy seed	Afghani	84	84	0%
	Cannabis seed	Afghani	69	69	0%
Hirat	Poppy seed	Afghani	38	38	0%
	Cannabis seed	Afghani	43	43	0%
Kabul	Poppy seed	Afghani	40	50	+25%
Kandahar	Poppy seed	Afghani	91	91	0%
	Cannabis seed	Afghani	71	71	0%
Kapisa	Poppy seed	Afghani	40	40	0%
Kunar	Poppy seed	Pakistani Ruppee	40	30	-25%
Laghman	Poppy seed	Pakistani Ruppee	40	30	-25%
Logar	Cannabis seed	Afghani	70	50	-29%
Nangarhar	Poppy seed	Pakistani Ruppee	45	35	-22%
	Cannabis seed	Pakistani Ruppee	15	17	+13%
Paktya	Cannabis seed	Afghani	50	50	0%
Takhar	Poppy seed	Afghani	65	65	0%
	Cannabis seed	Afghani	55	60	+9%
Uruzgan	Poppy seed	Afghani	96	96	0%
	Cannabis seed	Afghani	69	69	0%
Zabul	Poppy seed	Afghani	89	89	0%
	Cannabis seed	Afghani	67	67	0%

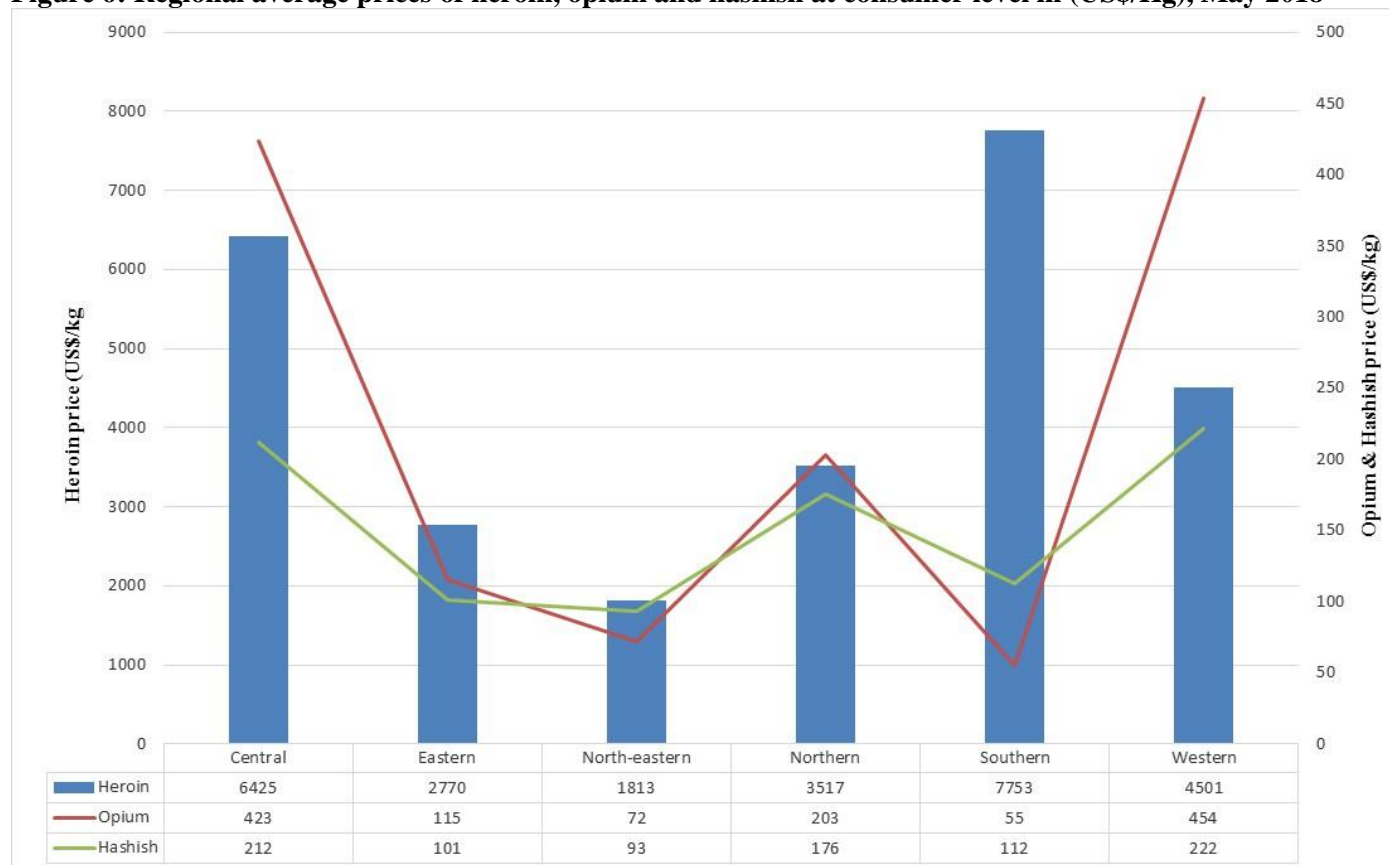
**Table 12: Prices of cannabis and poppy seeds in Afghanistan, (US\$/kg), May 2017 – May 2018**

Types of seeds	May-17	Jun-17	Jul-17	Aug-17	Sep-17	Oct-17	Nov-17	Dec-17	Jan-18	Feb-18	Mar-18	Apr-18	May-18	Increase/Decrease (%)
Cannabis seed	0.61	0.618	0.622	0.77	0.64	0.63	0.65	0.62	0.64	0.63	0.64	0.631	0.633	+0.3%
Poppy seed	0.92	0.89	0.88	0.86	0.87	0.98	1.05	1.10	1.17	1.13	1.11	1.09	1.07	-2%

## 7 PRICES OF HEROIN, OPIUM AND HASHISH AT CONSUMER LEVEL:

The consumer prices of heroin, opium and hashish collected from different regions of Afghanistan are as below. The quality of product varies widely in different regions.

**Figure 6: Regional average prices of heroin, opium and hashish at consumer level in (US\$/kg), May 2018**



**Table 13: Average<sup>8</sup> prices of Heroin, Opium and Hashish at consumer level in Afghanistan, (US\$/kg), May 2017 – May 2018**

Types of drug	Average prices in (US\$/kg)													
	May-17	Jun-17	Jul-17	Aug-17	Sep-17	Oct-17	Nov-17	Dec-17	Jan-18	Feb-18	Mar-18	Apr-18	May-18	Change (May-Apr) (%)
Heroin	3,874	4,738	4,766	4,923	4,595	4,675	4,520	4,674	4,876	4,501	4,333	4,442	4,450	+0.2%
Opium	205	215	208	240	185	217	213	220	243	225	224	230	227	-1.5%
Hashish	167	192	197	173	176	177	182	182	165	169	167	166	160	-3.8%

## 8 PRICE OF ACETIC ANHYDRIDE

**Table 15: Average price of acetic anhydride in Afghanistan, (US\$/Lit) May 2017 – May 2018**

Variety of Acetic Anhydride	May-17	Jun-17	Jul-17	Aug-17	Sep-17	Oct-17	Nov-17	Dec-17	Jan-18	Feb-18	Mar-18	Apr-18	May-18	Increase/Decrease (%)
Acetic Anhydride - A*	591	609	654	711	488	489	534	524	511	506	448	446	440	-1%
Acetic Anhydride - B*	184	179	172	181	187	192	197	191	199	199	194	194	191	-2%
Acetic Anhydride - C*	155	148	143	147	153	158	163	154	159	157	152	152	147	-3%
Acetic Anhydride - D*	175	176	165	164	165	165	165	154	142	143	137	139	137	-2%
Acetic Anhydride - E*	153	153	146	145	147	148	152	158	154	150	144	142	138	-3%
Acetic Anhydride - F*	354	374	478	479	203	204	236	269	263	245	191	185	176	-5%



## 9 LICIT CROPS:

Prices of wheat, cotton, saffron, rice (imported) and rice (local) collected in six provinces of Afghanistan are shown in below table.

**Table 16: Prices of wheat, cotton, saffron, imported and local rice in Afghanistan in local currency, May 2018**

Province	Types of crops	Price/Kg in Pakistani Rupee (PRs)	Price/Kg in Afghani (AFs)	Price/Kg in (US\$)
Badakhshan	Wheat	-	40	0.6
Badakhshan	Rice Imported	-	100	1.4
Badakhshan	Rice Local	-	60	0.8
Balkh	Wheat	-	19	0.3
Balkh	Cotton	-	49	0.7
Balkh	Rice Imported	-	90	1.3
Balkh	Rice Local	-	60	0.8
Hirat	Wheat	-	20	0.3
Hirat	Cotton	-	85	1.2
Hirat	Saffron	-	65,000	914
Hirat	Rice Imported	-	95	1.3
Hirat	Rice Local	-	75	1.1
Kandahar	Wheat	53	-	0.5
Kandahar	Cotton	280	-	2.4
Kandahar	Rice Imported	130	-	1.1
Nangarhar	Wheat	34	-	0.3
Nangarhar	Cotton	182	-	1.6
Nangarhar	Rice Imported	158	-	1.4
Nangarhar	Rice Local	50	-	0.4
Takhar	Wheat	-	20	0.3
Takhar	Rice Imported	-	80	1.1
Takhar	Rice Local	-	50	0.7

**Table 17: Average prices of wheat, cotton, saffron, imported and local rice in Afghanistan, (US\$/kg), May 2017 – May 2018**

Types of crops	May-17	Jun-17	Jul-17	Aug-17	Sep-17	Oct-17	Nov-17	Dec-17	Jan-18	Feb-18	Mar-18	Apr-18	May-18	Increase/ Decrease (%)
Wheat	0.38	0.43	0.40	0.40	0.39	0.38	0.37	0.37	0.37	0.33	0.36	0.39	0.36	-9%
Cotton	1.64	1.96	1.59	1.54	1.53	1.51	1.51	1.50	1.50	1.51	1.46	2.04	1.47	-28%
Saffron	1,173	1,186	1,186	1,180	1,180	1,107	1,101	1,039	1,007	944	917	858	914	+7%
Rice (Imported)	1.23	1.34	1.20	1.21	1.19	1.22	1.29	1.26	1.32	1.30	1.30	1.29	1.27	-1%
Rice (Local)	0.76	0.78	0.78	0.80	0.76	0.78	0.74	0.75	0.83	0.82	0.81	0.66	0.77	+17%

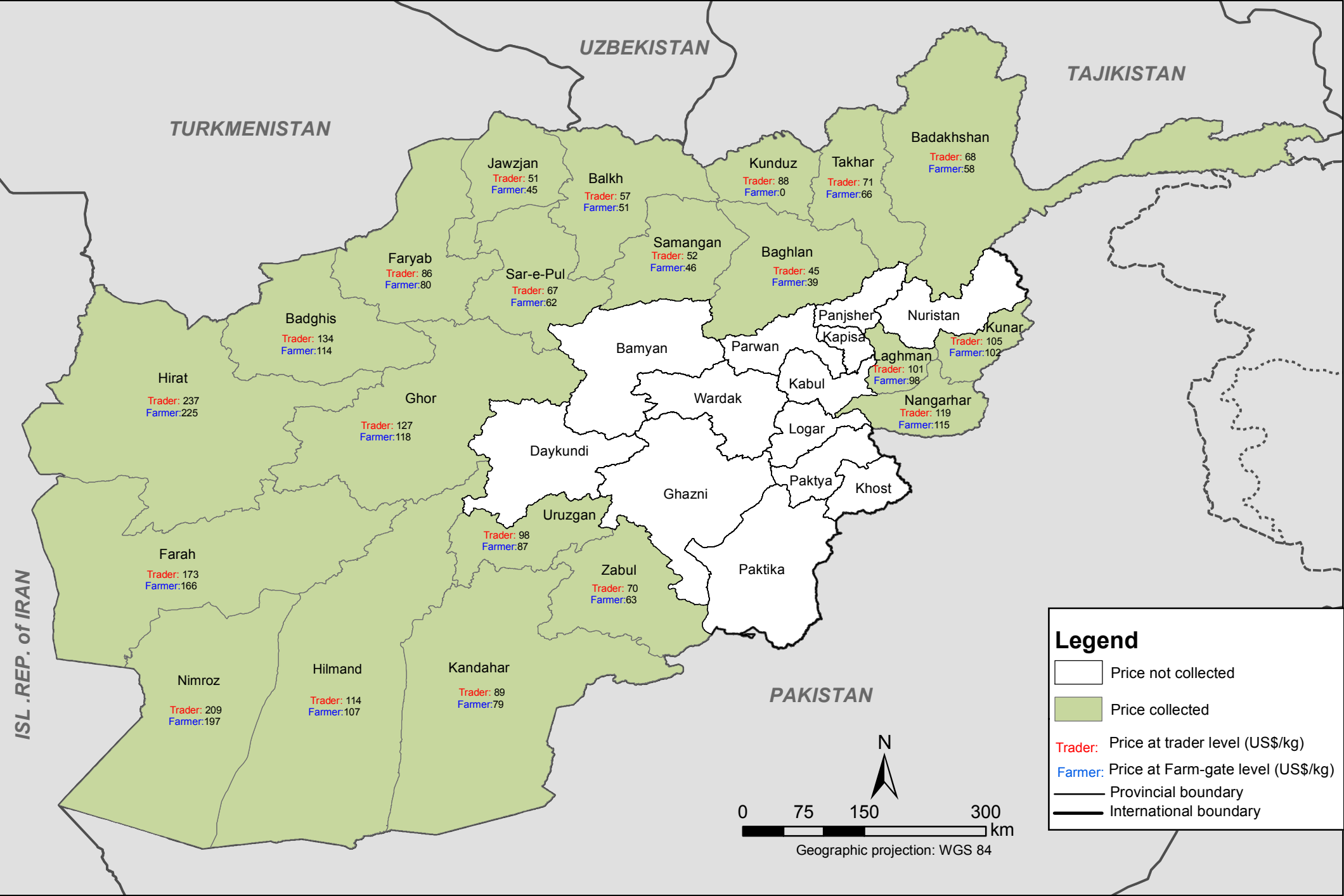
## 10 METHODOLOGY:

- Prices are collected in the last week of every month from around twenty farmers and equal numbers of trader prices are collected by MCN Survey coordinators generally from different farmers and traders each month; however, the price data collection is sourced from a few known farmers and traders as well.
- Opium prices are collected from 21 of 34 provinces namely Badakhshan, Baghlan, Badghis, Balkh, Farah, Faryab, Ghor, Hilmand, Hirat, Kandahar, Kunar, Kunduz, Laghman, Nangarhar, Nimroz, Uruzgan, Takhar, Sur-Pul, Samangan, Jawzjan and Zabul. The prices of dry and fresh opium are collected from farmers (at farm-gate level) and traders (at trader level).
- Different varieties of heroin, morphine and cannabis resin prices are collected from six provinces of Afghanistan namely Badakhshan, Balkh, Hirat, Nangarhar, Kandahar and Takhar.
- Prices of some licit crops such as wheat, saffron, imported and local rice is also collected from six provinces of Afghanistan and included in this report.
- Prices of poppy seeds, cannabis seeds and acetic anhydride are included in the report as well.
- The prices are also presented in local currency for convenience of certain analysis; however, the national average prices are presented in USD. At the regional level, average prices are reflected in local currency with exception of the Western region since prices are reported in two different currencies.
- Prices are reported in different currencies in different regions. The prices in Eastern region (Kunar, Laghman and Nangarhar) and Southern region (Kandahar, Hilmand, Uruzgan and Zabul) are reported in Pakistani rupees. In Northern (Balkh, Baghlan, Farayb, Sur-Pul, Samangan and Jawzjan) and North-eastern (Badakhshan, Kunduz and Takhar) regions, the prices are reported in Afghani. However, prices are reported in two different currencies namely Afghani and Iranian Tuman in Western (Hirat, Nimroz, Farah, Badghis and Ghor) region. The prices are converted in US\$ using the exchange rate from oanda.com site considering the rates on the same date the observation is made.

**Table 18:** Number of observations of dry and fresh opium prices

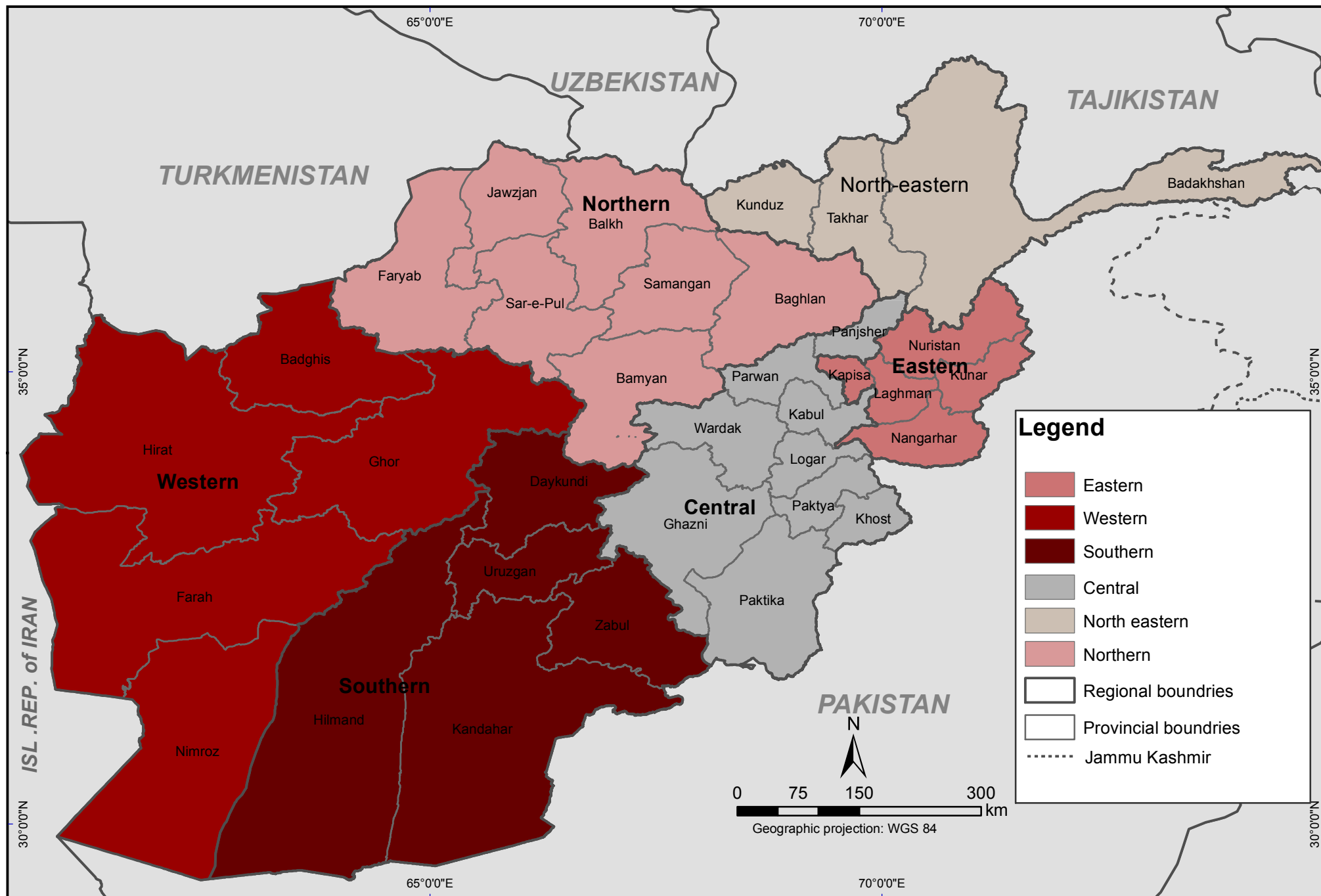
	Number of observations (n)		Number of provinces price collected
	Farm-gate price	Trader price	
<b>Dry Opium</b>	193	196	21
<b>Fresh Opium</b>	197	200	21

Afghanistan: Average dry opium price (May 2018)



Source: Government of Afghanistan - National monitoring system implemented by UNODC/MCN  
Note: The boundaries and names shown and the designations used on this map do not imply official endorsement or acceptance by the United Nations.  
The dotted line represents approximately the line of control in Jammu and Kashmir agreed upon by India and Pakistan. The final status of Jammu and Kashmir has not yet been agreed upon by the parties.

# Regional grouping of provinces for the opium poppy survey in Afghanistan



Source: Government of Afghanistan - National monitoring system implemented by UNODC

Note: The boundaries and names shown and the designations used on this map do not imply official endorsement or acceptance by the United Nations.

The dotted line represents approximately the line of control in Jammu and Kashmir agreed upon by India and Pakistan. The final status of Jammu and Kashmir has not yet been agreed upon by the parties.