



**Islamic Republic of Afghanistan
Ministry of Counter Narcotics**



UNODC
United Nations Office on
Drugs and Crime

May 2013 مطابق جوزا ۱۳۹۲، هجری - شمسی

Afghanistan Drug Price Monitoring Monthly Report



**Ministry of Counter Narcotics, Islamic Republic of Afghanistan, Kabul
And
United Nations Office on Drugs and Crime, Kabul**

MCN / UNODC

Afghanistan Drug Price Monitoring, May 2013

Summary

- Prices are collected in the last week of every month from around twenty farmers and equal number of trader prices are collected by MCN Survey coordinators generally from different farmers and traders each month; however the price data collection is sourced from a few known farmers and traders as well.
- Opium prices are collected from 18 of 34 provinces namely Badakhshan, Baghlan, Badghis, Balkh, Farah, Faryab, Ghor, Hilmand, Hirat, Kandahar, Kunar, Kunduz, Laghman, Nangarhar, Nimroz, Uruzgan, Takhar and Zabul. The prices of dry and fresh opium are collected from farmers (at farm-gate level) and traders (at trader level).
- Different varieties of heroin, morphine and cannabis resin prices are collected from six provinces of Afghanistan namely Badakhshan, Balkh, Hirat, Nangarhar, Kandahar and Takhar.
- Prices of some licit crops such as wheat, saffron, imported and local rice is also collected from six provinces of Afghanistan and included in this report.
- Prices of poppy seeds, cannabis seeds and acetic anhydride are included in the report as well.
- Different varieties of opium, heroin and hashish prices are also collected from Peshawar as well as Quetta province of Pakistan. Prices are collected and reported by UNODC office in Peshawar and Quetta in Pakistan.
- The prices are also presented in local currency for convenience of certain analysis; however the national average prices are presented in USD. At the regional level, average prices are reflected in local currency with exception of the Western region since prices are reported in two different currencies.
- Prices are reported in different currencies in different regions. The prices in Eastern region (Kunar, Laghman and Nangarhar) and Southern region (Kandahar, Hilmand, Uruzgan and Zabul) are reported in Pakistani rupees. In Northern (Balkh, Baghlan, Farayb) and North-eastern (Badakhshan, Kunduz, Takhar) regions, the prices are reported in Afghani. However, prices are reported in two different currencies namely Afghani and Iranian Tuman in Western region. The prices are converted in US\$ using the exchange rate from oanda.com site considering the rates on the same date the observation is made.
- Average¹ price of dry Opium in Afghanistan, (US\$/kg)**

Dry Opium	May-12	May-13	Increase/ Decrease (%)
<i>Farm-gate price (US\$/Kg)</i>	219	160	-27%
<i>Trader price (US\$/Kg)</i>	231	168	-27%

- Average¹ price of fresh Opium in Afghanistan, (US\$/kg)**

Fresh Opium	May-12	May-13	Increase/ Decrease (%)
<i>Farm-gate price (US\$/Kg)</i>	166	132	-21%
<i>Trader price (US\$/Kg)</i>	172	147	-15%

¹ Simple average of all observations

- **Average² price of Cannabis Resin in Afghanistan, (US\$/kg)**

Types of cannabis resin	May-12	May-13	Increase/ Decrease (%)
<i>Cannabis resin (Garda # 1) price (US\$/kg)</i>	121	98	-19%
<i>Cannabis resin (Garda # 2) price (US\$/kg)</i>	50	68	+36%
<i>Cannabis resin (Garda # 3) price (US\$/kg)</i>	20	30	+50%

- **Heroin and Hashish (best quality) prices in Peshawar, Pakistan (US\$/kg)**

Best quality of Heroin/Hashish	May-12	May-13	Increase/Decrease (%)
<i>Heroin - White (Injection) price (US\$/kg)</i>	5,066	4,291	-15%
<i>Hashish - (Garda # 1) price (US\$/kg)</i>	551	562	+2%

- **Heroin and Hashish (best quality) prices in Quetta, Pakistan (US\$/kg)**

Best quality of Heroin/Hashish	Apr-13	May-13	Change (May-Apr) %
<i>Heroin - High quality (Crystal) price (US\$/kg)</i>	6,703	6,743	+1%
<i>Hashish - High quality price (US\$/kg)</i>	516	562	+9%

- **Average² price of Heroin, Opium and Hashish at consumer level in Afghanistan, (US\$/kg)**

Types of drugs	May-12	May-13	Increase/Decrease (%)
Heroin	6,414	5,255	-18%
Opium	494	369	-25%
Hashish	255	184	-28%

- **Average price of Wheat, Cotton, Saffron, Imported and Local Rice in Afghanistan, (US\$/kg)**

Types of crops	May-12	May-13	Increase/Decrease (%)
Wheat	0.40	0.38	-5%
Cotton	1.70	1.4	-15%
Saffron	1,600	1,641	+3%
Rice (imported)*	1.20	1.5	+23%
Rice (local)*	0.80	0.9	+11%

- **Average price of poppy and cannabis seeds in Afghanistan, (US\$/kg)**

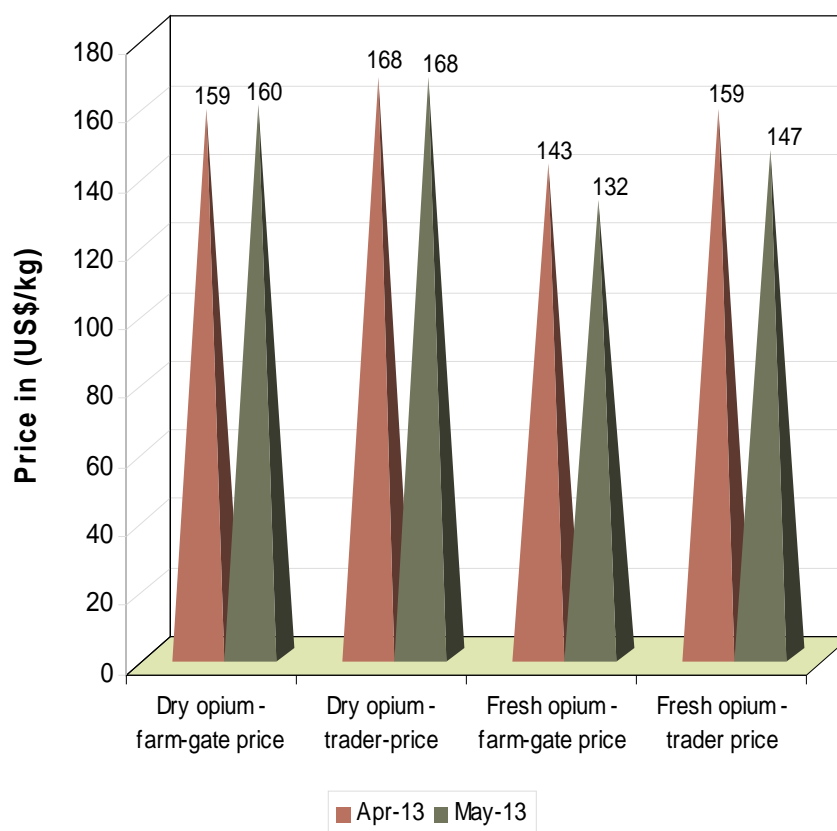
Types of seeds	May-12	May-13	Increase/Decrease (%)
Cannabis seed	0.50	0.38	-24%
Poppy seed	0.80	0.54	-33%

- **Average price of acetic anhydride in Afghanistan, (US\$/Lit)**

Variety of Acetic Anhydride	May-12	May-13	Increase/Decrease (%)
Acetic Anhydride - A*	232	200	-14%
Acetic Anhydride - B*	176	154	-12%
Acetic Anhydride - C*	170	149	-13%
Acetic Anhydride - D*	188	163	-13%
Acetic Anhydride - E*	165	159	-4%
Acetic Anhydride - F*	177	153	-13%

* A, B, C, D, E, F represent different variety of acetic anhydride in Afghanistan.

Price change of Dry Opium and Fresh Opium between April 2013 and May 2013

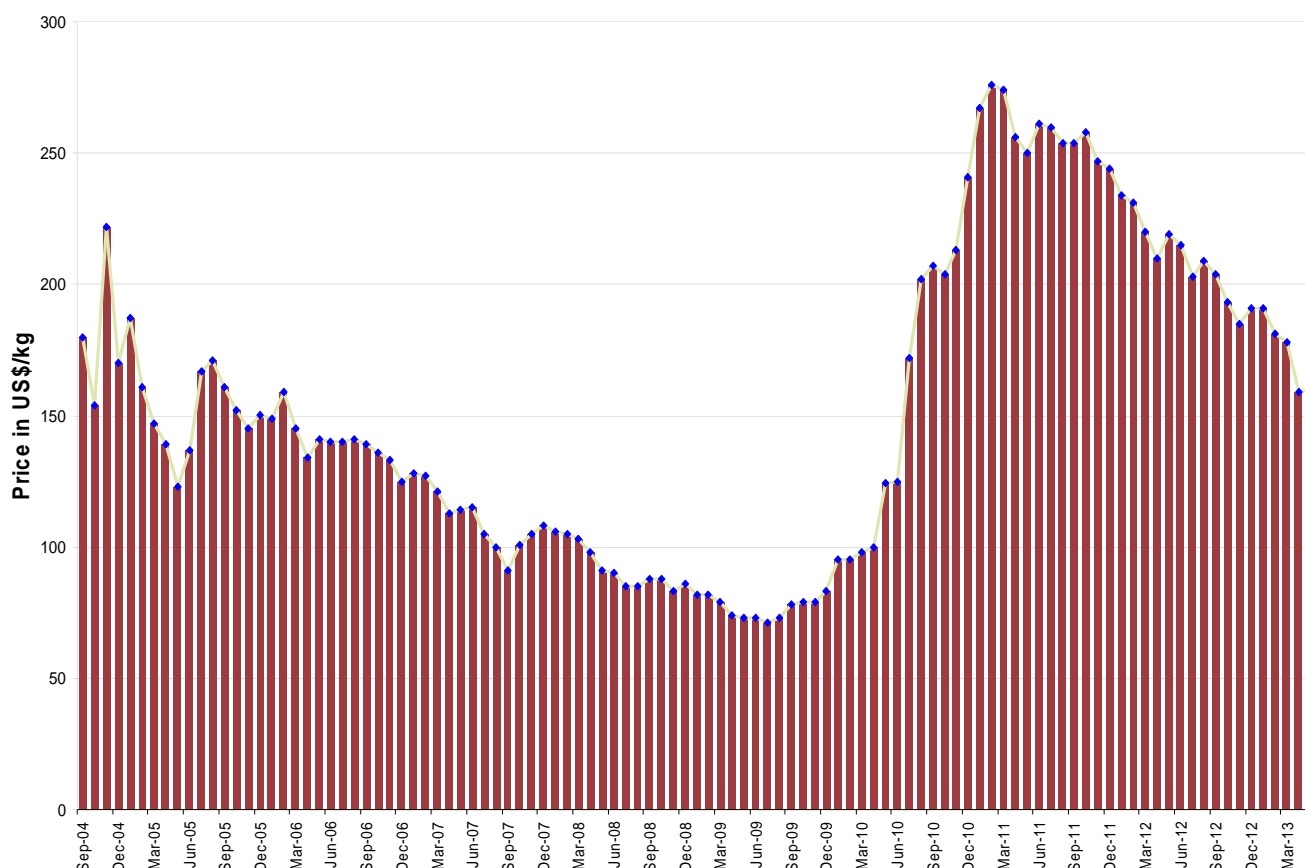


DRY OPIUM:

FARM-GATE PRICE:

The national average price for one kilogram of dry opium in Afghanistan at the farm-gate level was **US\$ 160/kg** at the end of May 2013 which is **0.5%** higher compared to price reported in April 2013 (**US\$ 159/kg**). The average dry opium price at the farm-gate level in May 2013 is **27%** lower than the price reported in May 2012 which was **US\$ 219/kg**. The dry opium price has a decreasing trend since February 2011.

Graph 1: National ²Average price of dry opium at farm-gate level from September 2004 to May 2013



Dry Opium (Chaynaki Quality):

FARM-GATE PRICE

Price of opium (dry) was not found to be varying with quality in different regions. In Balkh and Hilmand provinces another quality of dry opium by the name of **Chaynaki** is available at Farm-gate and trader level. The **Chaynaki** quality of dry opium more air dried than other varieties. The average price of 1 kilogram of **Chaynaki** dry opium at Farm-gate level in Balkh province is **US\$ 182/kg** in May 2013 showing a decrease of **4%** compared to the price reported in April 2013 (**US\$ 188**). The average price of 1 kilogram of **Chaynaki** dry opium at farm-gate level in Hilmand province is **US\$ 391/kg** in May 2013 with a decrease of **0.4%** compared to the price reported in April 2013 (**US\$ 393**).

Table 1: Average³ price of dry opium (Chaynaki quality) at farm-gate level (US\$/Kg)

Dry Opium (Chaynaki quality)	Balkh		Change (May-Apr) %	Hilmand		Change (May-Apr) %
	Apr-13	May-13		Apr-13	May-13	
Farm-gate price (US\$/Kg)	188	182	-4%	393	391	-0.4%

TRADER PRICE:

The national average dry opium price collected from traders was **US\$ 168.2/kg** at the end of May 2013 showing **0.4%** increase compared to the price reported last month (April 2013) (**US\$ 167.6/kg**). The average dry opium price at trader level in May 2013 is **27%** lower than the price reported last year (May 2012) which was **US\$ 231/kg**.

Dry opium price collected from traders has decreased by 5% in Northern region and by 1%, in North-eastern and Southern regions. Price increased by 3% and 1% in Western and Eastern regions respectively.

Table 2: Regional average³ price of dry opium collected from traders (US\$/Kg)

Region	Price of Dry Opium (US\$/Kg)		Price change (%)
	Apr-13	May-13	
Eastern region (Kunar, Laghman, Nangarhar)	174	175	+1%
Southern region (Hilmand, Kandahar, Uruzgan, Zabul)	173	172	-1%
Western region (Badghis, Farah, Ghor, Hirat, Nimroz)	209	215	+3%
North-eastern region (Badakhshan, Kunduz, Takhar)	109	109	-1%
Northern region (Baghlan, Balkh, Faryab)	141	134	-5%
Average	167.6	168.2	+0.4%

Dry Opium (Chaynaki Quality):**TRADER PRICE:**

In Balkh province, the average price of 1 kilogram of **Chaynaki** dry opium at trader level is **US\$ 194/kg** in May 2013 showing a decrease of **5%** compared to the price reported in April 2013 (**US\$ 204/kg**). In Hilmand province, the average price of 1 kilogram of **Chaynaki** dry opium at trader level is **US\$ 398/kg** in May 2013 decreased by **0.5%** compared to the price reported in April 2013 (**US\$ 400**)

Table 3: Average⁷ price of dry opium (Chaynaki quality) at trader level (US\$/Kg)

Dry Opium (Chaynaki quality)	Balkh		Change (May-Apr) %	Hilmand		Change (May-Apr) %
	Apr-13	May-13		Apr-13	May-13	
Trader price (US\$/Kg)	204	194	-5%	400	398	-0.5%

³ Simple average of all observations

Graph 2: Regional average² price of dry opium from traders (January 2005 to May 2013)

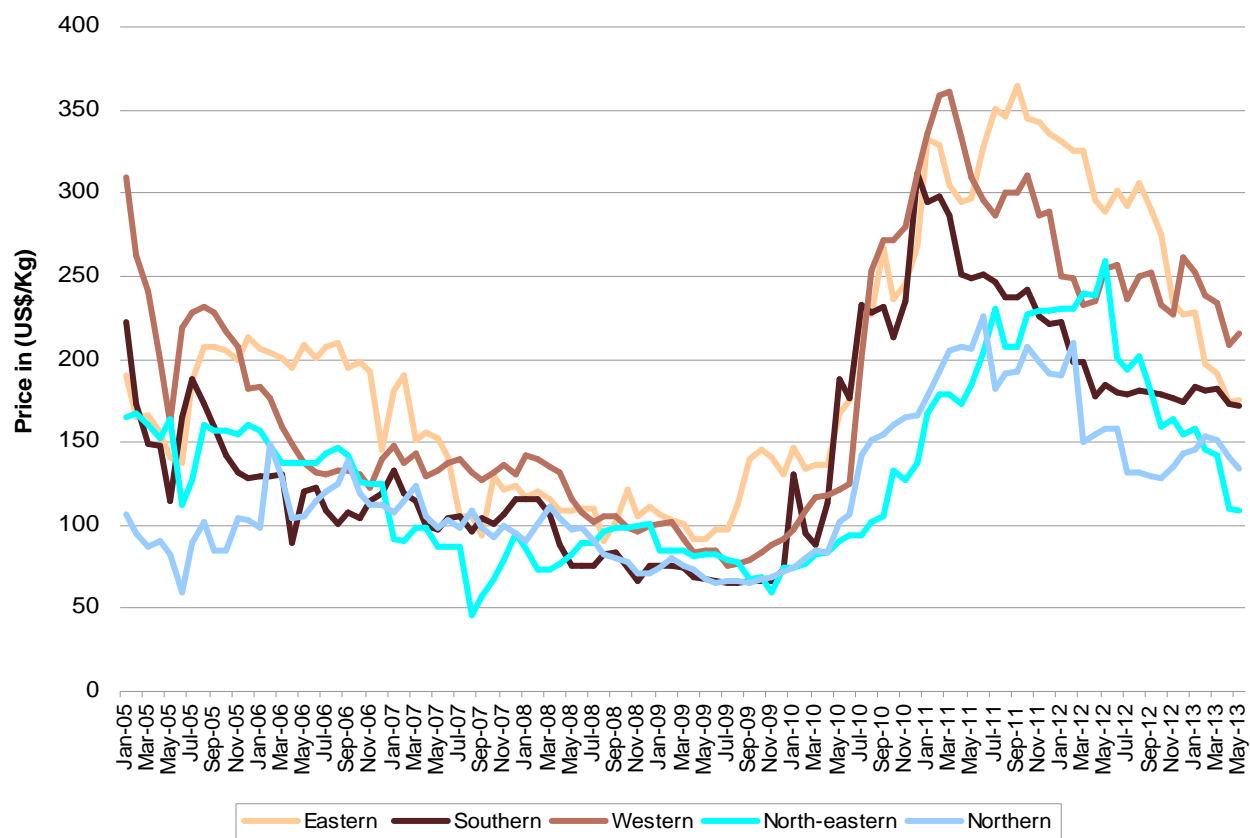


Table 4: Regional average⁴ price of dry opium at farm-gate and trader level in local currency

		Price of 1 kg of Dry Opium in local currency					
		Apr-13		May-13			
Region	Local currency	Farm-gate	Trader	Farm-gate	Trader	Change at farm-gate level (May-Apr) (%)	Change at trader level (May-Apr) (%)
Eastern region (Kunar, Laghman, Nangarhar)	Pakistani Rupee	16,625	16,946	16,754	17,041	+1%	+1%
Southern region (Hilmand, Kandahar, Uruzgan, Zabul)	Pakistani Rupee	15,764	16,789	15,640	16,688	-1%	-1%
Western region (Badghis, Ghor) *	Afghani	10,417	10,788	10,670	11,041	+2%	+2%
Western region (Farah, Hirat, Nimroz) *	Imanian Tuman	744,561	764,748	774,561	794,748	+4%	+4%
North-eastern region (Badakhshan, Kunduz, Takhar)	Afghani	4,891	5,926	4,891	5,837	+0%	-1%
Northern region (Baghlan, Balkh, Faryab)	Afghani	7,187	7,705	6,928	7,372	-4%	-4%

* Western region is divided in two groups because of prices available in two currencies.

⁴ Simple average of all observations

FRESH OPIUM:

At the end of May 2013, the national average price of fresh opium decreased by **7%** from **US\$ 143/kg** in April 2013 to **US\$ 132/kg in May 2013** at the farm-gate level. Similarly, the national average price of fresh opium at trader level decreased by **8%** from **US\$ 159/kg** in April 2013 to **US\$ 147/kg this month (May 2013)**.

Graph 3: National average⁵ price of fresh opium at farm-gate and trader level, US\$/kg (August 2009 to May 2013)

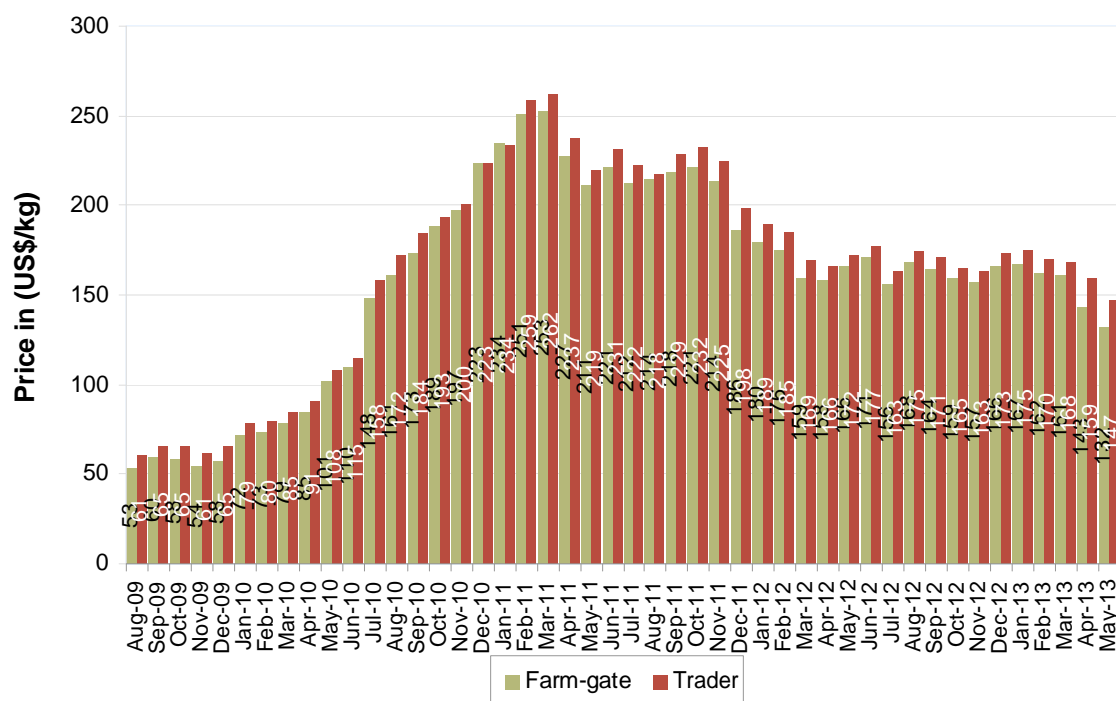


Table 5: Regional average⁶ price of fresh opium at farm-gate and trader level in local currency

		Price of 1 kg of Fresh Opium in local currency					
		Apr-13		May-13			
Region	Local currency	Farm-gate	Trader	Farm-gate	Trader	Change at farm-gate level (May-Apr) (%)	Change at trader level (May-Apr) (%)
Eastern region (Kunar, Laghman, Nangarhar)	Pakistani Rupee	11,225	11,511	8,516	8,808	-24%	-23%
Southern region (Hilmand, Kandahar, Uruzgan, Zabul)	Pakistani Rupee	13,510	17,373	13,451	17,567	-0.4%	+1%
Western region (Badghis, Ghor) *	Afghani	8,128	8,388	8,381	8,641	+3%	+3%
Western region (Farah, Hirat, Nimroz) *	Imnian Tuman	673,652	687,639	703,652	717,639	+4%	+4%
North-eastern region (Badakhshan, Kunduz, Takhar)	Afghani	NA	NA	NA	NA	NA	NA
Northern region (Baghlan, Balkh, Faryab)	Afghani	6,066	6,553	5,681	6,073	-6%	-7%

* Western region is divided in two groups because of prices available in two currencies

⁵ Simple average of all observations

⁶ Simple average of all observations

Table 6: Number of observations of dry and fresh opium prices

	Number of observations (n)		Number of provinces price collected
	Farm-gate price	Trader price	
Dry Opium	185	185	18
Fresh Opium	157	156	15

HEROIN:

There are several types of heroin available in Afghanistan with different quality. The prices of White powder (injection) in Nangarhar province, White powder (Crystal) in Kandahar and Balkh provinces, Off-white (Crystal)-100% in Badakhshan province and White powder-high quality (70-80% pure) in Hirat province are the most expensive heroin reported in Afghanistan. The cheapest heroin (**US\$ 31/kg**) is called as Khata # 2 reported in Nangarhar province.

Table 7: Prices of different types of Heroin in Afghanistan, (US\$/kg), May 2012 – May 2013

Province	Types of Heroin	May-12	Jun-12	Jul-12	Aug-12	Sep-12	Oct-12	Nov-12	Dec-12	Jan-13	Feb-13	Mar-13	Apr-13	May-13	Change (May-Apr) %
Badakhshan	Chara (20%)	1,299	1,160	1,456	1,364	1,733	1,511	1,561	1,442	1,451	1,232	1,221	1,095	1,090	-1%
	Off- white powder (Crystal) - 100%	4,798	4,545	3,883	3,411	5,199	4,722	4,879	4,037	4,062	3,506	3,475	3,323	3,305	-1%
Balkh	Bist powder	2,480	2,388	2,350	2,339	2,292	2,323	2,402	2,558	2,813	2,960	2,968	3,104	3,269	+5%
	White powder (Crystal)	4,579	4,427	4,388	4,385	4,275	4,231	4,255	4,347	4,424	4,354	4,274	4,199	4,267	+2%
Hirat	Morphine	1,295	1,306	1,298	1,429	1,191	946	872	984	931	861	915	839	1,021	+22%
	Off- white coarse powder (Crystal)	1,928	1,833	1,667	2,049	1,939	1,546	1,463	1,607	1,471	1,278	1,230	1,218	1,305	+7%
	White powder - high quality (70-80% pure)	4,250	4,031	3,794	3,941	3,271	2,603	2,491	2,787	2,613	2,361	2,574	2,409	2,552	+6%
	White powder - low quality (less than 50% pure)	2,500	2,389	2,227	2,365	1,939	1,577	1,494	1,639	1,562	1,389	1,459	1,388	1,531	+10%
Kandahar	Morphine	2,202	2,121	2,119	2,141	2,137	2,121	2,084	2,060	2,086	2,096	2,111	2,062	2,043	-1%
	Off- white powder (Batan) - high quality	2,037	1,983	1,960	1,927	1,816	1,803	1,771	1,761	1,868	1,880	1,853	1,856	1,839	-1%
	Off- white powder (Batan) - low quality	1,211	1,166	1,165	1,177	1,175	1,166	1,146	1,133	1,246	1,253	1,287	1,237	1,226	-1%
	White powder (Crystal)	3,414	3,287	3,284	3,372	3,312	3,287	3,230	3,213	3,270	3,205	3,295	3,197	3,167	-1%
Nangarhar	Bist powder	2,423	2,334	2,336	2,243	2,239	2,333	2,188	2,368	1,951	1,603	1,731	1,641	1,440	-12%
	Chara # 1	143	95	106	107	117	117	115	72	103	103	71	82	93	+13%
	Chara # 2	55	64	64	64	64	64	63	41	72	83	51	51	62	+20%
	Khata # 1	77	74	74	75	75	74	73	62	62	62	51	72	62	-14%
	Khata # 2	44	42	42	43	53	53	52	31	41	41	31	41	31	-25%
	Off- white powder (Batan)	3,469	3,342	3,504	3,311	3,306	3,520	3,126	3,192	3,080	2,895	2,952	2,872	2,365	-18%
	White powder (Injection)	4,735	4,562	4,459	4,593	4,425	4,644	4,168	4,222	4,107	4,033	4,072	3,898	3,599	-8%
Takhar	Off- white powder (Crystal) - 60%	3,199	2,901	2,427	2,534	2,696	2,550	2,635	2,403	2,418	2,085	2,067	1,990	1,979	-1%

Graph 4: Prices of different types of heroin in Afghanistan, (US\$/kg), May 2013

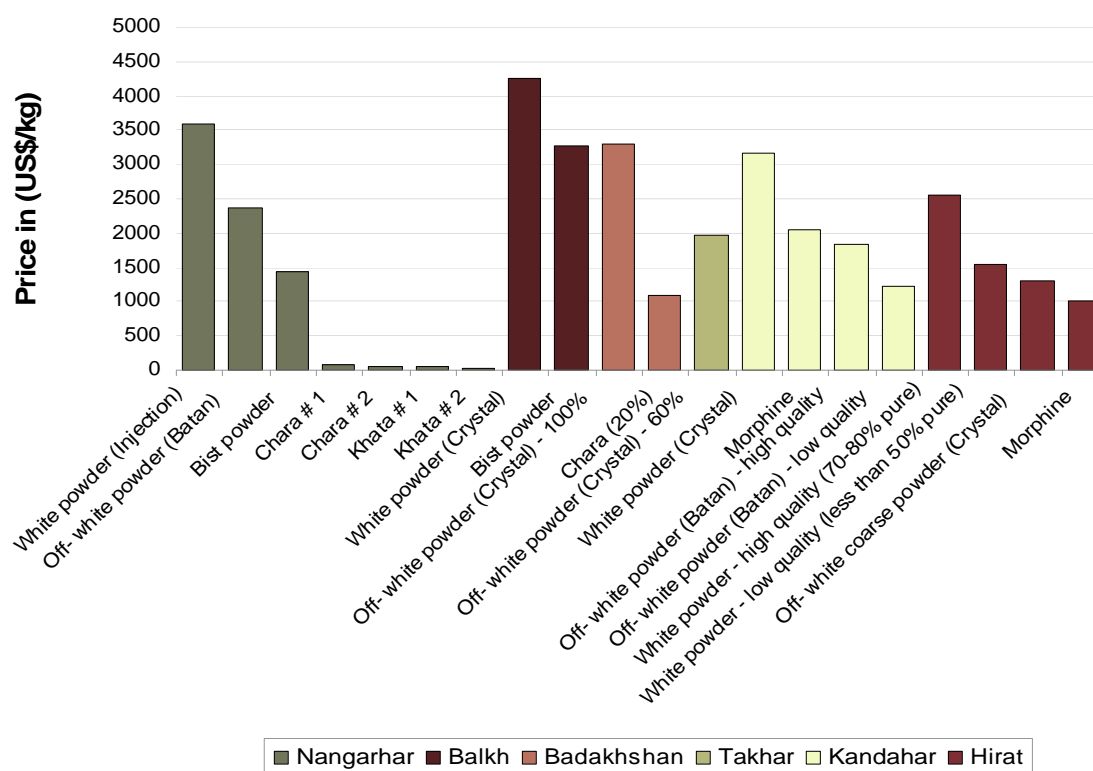


Table 8: Prices of 1 kilogram of different types of Heroin in local currency

Province	Types of heroin	Local currency	Prices of 1 kg of different types of heroin in local currency		Change (May-Apr) %
			Apr-13	May-13	
Badakhshan	Chara (20%)	Afghani	60,000	60,000	0%
	Off- white powder (Crystal) - 100%	Afghani	182,000	182,000	0%
Balkh	Bist powder	Afghani	170,000	180,000	+6%
	White powder (Crystal)	Afghani	230,000	235,000	+2%
Hirat	Morphine	Iranian Tuman	2960000	3600000	+22%
	Off- white coarse powder (Crystal)	Iranian Tuman	4300000	4600000	+7%
	White powder - high quality (70-80% pure)	Iranian Tuman	8500000	9000000	+6%
	White powder - low quality (less than 50% pure)	Iranian Tuman	4900000	5400000	+10%
Kandahar	Morphine	Pakistani Rupee	200,000	200,000	+0%
	Off- white powder (Batan) - high quality	Pakistani Rupee	180,000	180,000	+0%
	Off- white powder (Batan) - low quality	Pakistani Rupee	120,000	120,000	+0%
	White powder (Crystal)	Pakistani Rupee	310,000	310,000	+0%
Nangarhar	Bist powder	Pakistani Rupee	160,000	140,000	-13%
	Chara # 1	Pakistani Rupee	8,000	9,000	+13%
	Chara # 2	Pakistani Rupee	5,000	6,000	+20%
	Khata # 1	Pakistani Rupee	7,000	6,000	-14%
	Khata # 2	Pakistani Rupee	4,000	3,000	-25%
	Off- white powder (Batan)	Pakistani Rupee	280,000	230,000	-18%
	White powder (Injection)	Pakistani Rupee	380,000	350,000	-8%
Takhar	Off- white powder (Crystal) - 60%	Pakistani Rupee	109000	109000	0%

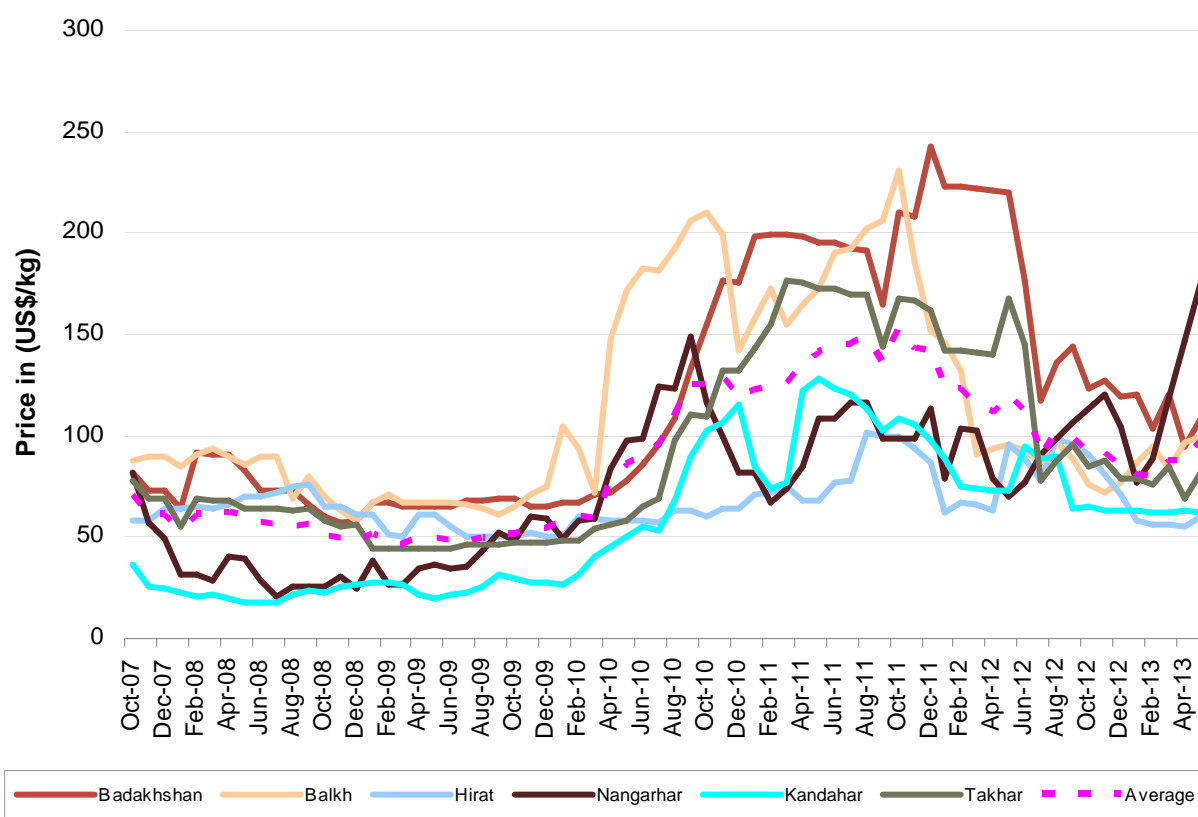
CANNABIS RESIN:

There are mainly three quality types of cannabis resin available in Afghanistan namely Garda # 1, # 2 and # 3 with quality as best, moderate and fair respectively. Garda #1 in Nangarhar province is the most expensive cannabis resin because of its best quality. Garda # 1 (Jooshi) of Balkh and Garda #1 (Shirak) of Badakhshan provinces was most expensive and popular because of it's high quality however it lost it's demand due to it's blending with lower quality hashish.

Table 9: Prices of different types of cannabis resin in Afghanistan, (US\$/kg), May 2012 - May 2013

Province	Types of cannabis resin	May-12	Jun-12	Jul-12	Aug-12	Sep-12	Oct-12	Nov-12	Dec-12	Jan-13	Feb-13	Mar-13	Apr-13	May-13	Change (May-Apr) %
Badakhshan	Garda # 1 (Shirak)	220	177	117	136	144	123	127	119	120	104	120	95	109	+15%
Balkh	Garda # 1 (Jooshi)	96	93	87	97	89	76	72	77	87	95	84	97	100	+3%
	Garda # 2 (Morchajosh)	64	68	62	78	73	60	57	62	70	76	69	82	85	+3%
Hirat	Garda # 1	96	89	78	99	96	91	81	71	58	56	56	55	60	+9%
	Garda # 2	60	56	48	62	67	65	53	36	29	36	37	37	54	+46%
Kandahar	Garda # 1	73	95	89	90	64	65	63	63	63	62	62	63	62	-1%
	Garda # 2	44	67	64	65	45	47	46	45	45	45	45	45	45	-1%
	Garda # 3	22	36	31	33	21	24	23	23	23	23	23	23	23	-1%
Nangarhar	Garda # 1	70	77	91	99	107	113	120	105	77	89	118	147	176	+20%
	Garda # 2	31	46	46	53	61	63	82	67	44	43	59	74	88	+20%
	Garda # 3	17	23	23	23	23	26	33	31	28	15	18	37	37	+0%
Takhar	Garda # 1 (Shirak)	168	145	78	88	96	85	88	79	79	76	85	69	82	+18%

Graph 5: Average⁷ price of cannabis resin (Garda # 1, best quality) in US\$/kg, Oct 2007 May 2013



⁷ Simple average of all observations

Graph 6: Prices of different types of cannabis resin in Afghanistan, (US\$/kg), May 2013

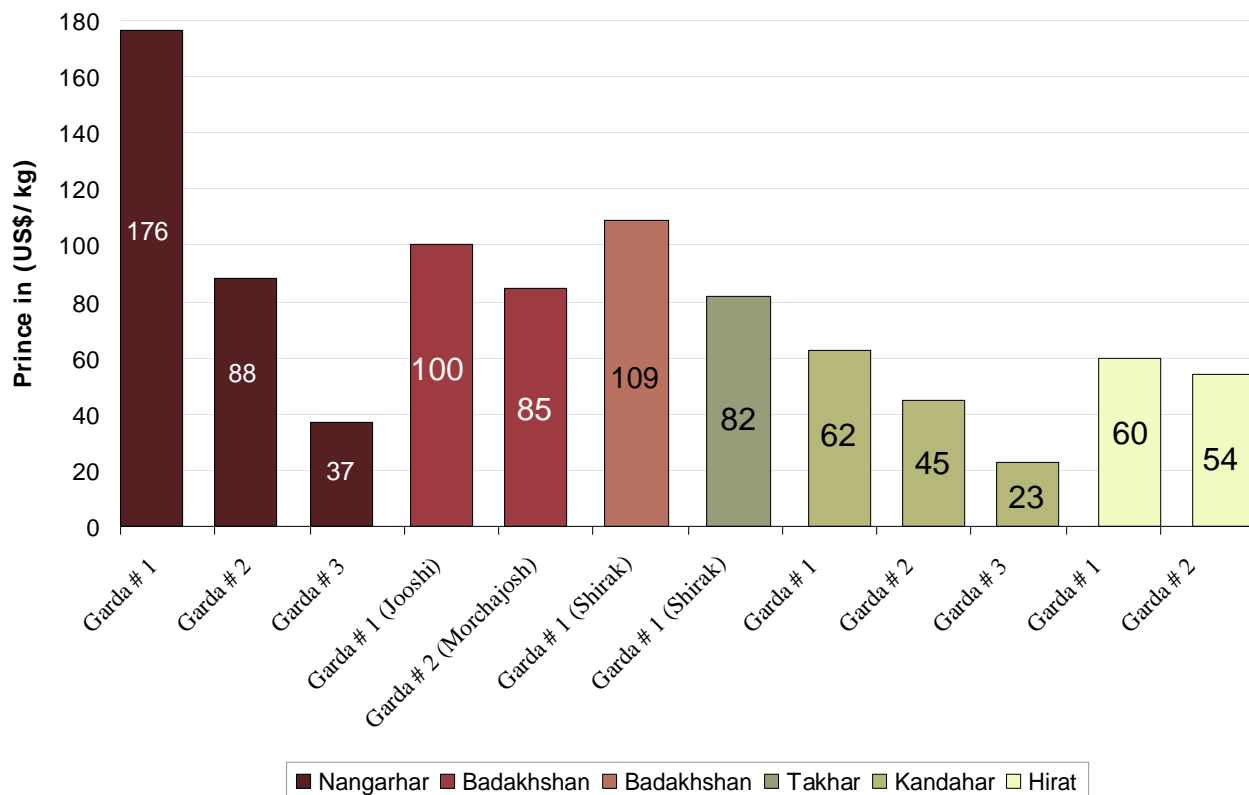


Table 10: Prices of 1 kilogram of different types of cannabis resin in Afghanistan in local currency, April 2013- May 2013

			Prices of 1 kg of different types of cannabis resin in local currency		Change (May-Apr) %
Province	Types of cannabis resin	Local currency	Apr-13	May-13	
Badakhshan	Garda # 1 (Shirak)	Afghani	5,200	6,000	+15%
Balkh	Garda # 1 (Jooshi)	Afghani	5,300	5,500	+4%
	Garda # 2 (Morchajosh)	Afghani	4,500	4,700	+4%
Hirat	Garda # 1	Iranian Tuman	193,500	210,000	+9%
	Garda # 2	Iranian Tuman	129,000	192,000	+49%
Kandahar	Garda # 1	Pakistani Rupee	6,089	6,089	+0%
	Garda # 2	Pakistani Rupee	4,378	4,378	+0%
	Garda # 3	Pakistani Rupee	2,222	2,222	+0%
Nangarhar	Garda # 1	Pakistani Rupee	14,285	17,142	+20%
	Garda # 2	Pakistani Rupee	7,142	8,571	+20%
	Garda # 3	Pakistani Rupee	3,571	3,571	+0%
Takhar	Garda # 1 (Shirak)	Afghani	3,800	4,500	+18%

LICIT CROPS:

Prices of wheat, cotton, saffron, rice (imported) and rice (local) collected in six provinces of Afghanistan are shown in below table.

Table 11: Prices of wheat, cotton, saffron, imported and local rice in Afghanistan in local currency, May 2013

Province	Types of crops	Price/Kg in Pakistani Rupee (PRs)	Price/Kg in Afghani (AFs)	Price/Kg in (US\$)
Badakhshan	Wheat	-	20	0.4
Badakhshan	Rice Imported	-	93	1.7
Badakhshan	Rice Local	-	50	0.9
Balkh	Wheat	-	17	0.3
Balkh	Cotton	-	34	0.6
Balkh	Rice Imported	-	85	1.5
Balkh	Rice Local	-	60	1.1
Hirat	Wheat	-	21	0.4
Hirat	Cotton	-	90	2
Hirat	Saffron	-	90,000	1,641
Hirat	Rice Imported	-	90	1.6
Hirat	Rice Local	-	70	1.3
Kandahar	Wheat	50	-	0.5
Kandahar	Cotton	160	-	1.6
Kandahar	Rice Imported	100	-	1.0
Nangarhar	Wheat	32	-	0.3
Nangarhar	Cotton	180	-	1.9
Nangarhar	Rice Imported	130	-	1.3
Nangarhar	Rice Local	45	-	0.5
Takhar	Wheat	-	20	0.4
Takhar	Rice Imported	-	88	1.6
Takhar	Rice Local	-	40	0.7

Table 12: Prices of wheat, cotton, saffron, imported and local rice in Afghanistan, (US\$/kg), May 2012 - May 2013

Types of crops	May 12	Jun 12	Jul 12	Aug 12	Sep 12	Oct 12	Nov-12	Dec-12	Jan-13	Feb-13	Mar-13	Apr-13	May-13	Increase/Decrease (%)
Wheat	0.40	0.36	0.37	0.37	0.38	0.39	0.40	0.41	0.42	0.43	0.43	0.38	0.38	+0%
Cotton	1.70	1.60	1.60	1.60	1.70	1.60	1.48	1.34	1.43	1.38	1.43	1.42	1.4	+1%
Saffron	1,600	1,553	1,456	1,465	1,540	1,511	1,805	1,728	1,746	1,708	1,689	1,643	1,641	+0%
Rice (Imported)	1.20	1.20	1.30	1.30	1.40	1.30	1.43	1.64	1.46	1.49	1.42	1.42	1.5	+4%
Rice (Local)	0.80	0.80	1.00	0.90	1.00	1.0	1.0	1.0	1.1	1.0	1.0	1.0	0.9	-10%

CANNABIS AND POPPY SEEDS:

Prices of cannabis and poppy seeds are collected in eighteen provinces of Afghanistan are shown in below table.

Table 13: Prices of cannabis and poppy seeds in local currency, April 2013 – May 2013

Province	Types of seed	Local currency	Prices of 1 kg of cannabis seed and poppy seed in local currency		Change (May-Apr) (%)
			Apr-13	May-13	
Badakhshan	Poppy seed	Afghani	45	45	+0%
	Cannabis seed	Afghani	40	40	+0%
Baghlan	Poppy seed	Afghani	40	30	-25%
	Cannabis seed	Afghani	10	10	+0%
Balkh	Poppy seed	Afghani	30	25	-17%
	Cannabis seed	Afghani	25	20	-20%
Farah	Poppy seed	Afghani	43	43	+0%
	Cannabis seed	Afghani	25	25	+0%
Faryab	Poppy seed	Afghani	75	70	-7%
	Cannabis seed	Afghani	25	20	-20%
Hilmand	Poppy seed	Afghani	33	33	+0%
	Cannabis seed	Afghani	21	20	-5%
Hirat	Poppy seed	Afghani	50	50	+0%
	Cannabis seed	Afghani	48	48	+0%
Kabul	Poppy seed	Afghani	34	20	-41%
Kandahar	Poppy seed	Afghani	41	41	0%
	Cannabis seed	Afghani	19	19	+0%
Kapisa	Poppy seed	Afghani	20	30	+50%
Kunar	Poppy seed	Pakistani Ruppee	28.5	29	+2%
Laghman	Poppy seed	Pakistani Ruppee	28.5	29	+2%
Logar	Cannabis seed	Afghani	30	20	-33%
Nangarhar	Poppy seed	Pakistani Ruppee	29	29	+0%
	Cannabis seed	Pakistani Ruppee	14	14	+0%
Paktya	Cannabis seed	Afghani	22	20	-9%
Takhar	Poppy seed	Afghani	40	40	+0%
	Cannabis seed	Afghani	30	30	+0%
Uruzgan	Poppy seed	Afghani	39	39	+0%
	Cannabis seed	Afghani	18	18	+0%
Zabul	Poppy seed	Afghani	40	40	+0%
	Cannabis seed	Afghani	20	20	+0%

Table 13: Prices of cannabis and poppy seeds in Afghanistan, (US\$/kg), May 2012 - May 2013

Types of seeds	May-12	Jun-12	Jul-12	Aug-12	Sep-12	Oct-12	Nov-12	Dec-12	Jan-13	Feb-13	Mar-13	Apr-13	May-13	Increase/Decrease (%)
Cannabis seed	0.50	0.49	0.45	0.46	0.43	0.42	0.42	0.35	0.44	0.42	0.42	0.44	0.38	-14%
Poppy seed	0.80	0.73	0.75	0.73	0.72	0.68	0.74	0.71	0.67	0.69	0.67	0.66	0.54	-18%

PRICES OF HEROIN, OPIUM AND HASHISH AT CONSUMER LEVEL:

The consumer prices of heroin, opium and hashish collected in different regions of Afghanistan are as below. The quality of product varies widely in different regions.

Graph 7: Regional average⁸ prices of heroin, opium and hashish at consumer level in (US\$/Kg), May 2013

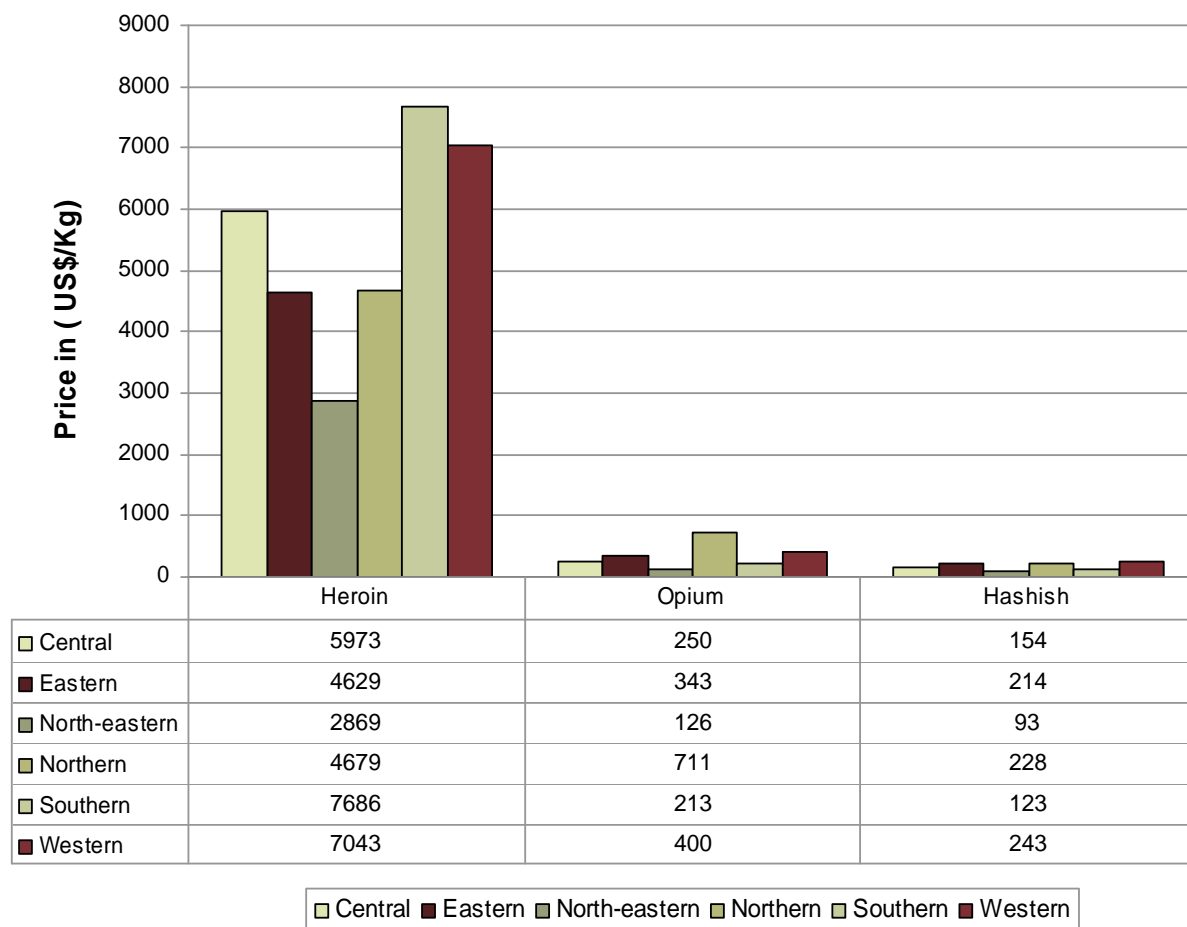


Table 15: Average¹³ prices of Heroin, Opium and Hashish at consumer level in Afghanistan, (US\$/kg), May 2012 - May 2013

Types of drug	Average prices in (US\$/kg)													Change (May-Apr) (%)
	May-12	Jun-12	Jul-12	Aug-12	Sep-12	Oct-12	Nov-12	Dec-12	Jan-13	Feb-13	Mar-13	Apr-13	May-13	
Heroin	6,414	6,635	6,460	6,715	6,379	6,070	5,922	5,826	5,885	5,335	5,004	5,369	5,255	-2%
Opium	494	492	471	436	438	423	456	458	448	470	447	391	369	-6%
Hashish	255	245	224	211	206	213	210	200	195	183	179	178	184	+3%

⁸ Simple average of all observations

PRICES OF DRUGS IN PAKISTAN:

The prices of different types of opium, heroin and hashish reported from Peshawar and Quetta in Pakistan are as below:

A. PESHAWAR

OPIUM:

There are three types of dry opium namely Opium - Afghanistan (opium of Afghanistan), Opium - Terra and Opium - Tapa (adulterated) available in Peshawar, Pakistan. Opium-Terra is the most expensive opium reported in Peshawar.

Table 14: Prices of different types of opium in Peshawar, Pakistan in (US\$/Kg):

Types of opium	May-12	Jun-12	Jul-12	Aug-12	Sep-12	Oct-12	Nov-12	Dec-12	Jan-13	Feb-13	Mar-13	Apr-13	May-13	Change (May-Apr) %
Opium - Terra	463	424	409	406	455	455	478	453	331	320	433	485	409	-16%
Opium - Afghanistan	385	361	350	342	381	392	405	376	274	269	361	423	327	-23%
Opium - Tapa (adulterated)	253	180	181	176	196	201	239	190	191	196	227	330	276	-16%

HEROIN:

There are three types of heroin namely White (Injection), Yellow (Batan) and Saada (Ordinary) available in Peshawar, Pakistan. White (injection) type is the most expensive heroin reported in Peshawar.

Table 15: Prices of different types of heroin in Peshawar, Pakistan in (US\$/Kg):

Types of heroin	May-12	Jun-12	Jul-12	Aug-12	Sep-12	Oct-12	Nov-12	Dec-12	Jan-13	Feb-13	Mar-13	Apr-13	May-13	Change (May-Apr) %
Heroin - White (Injection)	5,066	4,934	4,990	4,913	5,084	5,031	5,041	4,994	4,855	4,804	4,893	4,950	4,291	-13%
Heroin - Yellow (Batan)	4,845	4,668	4,725	4,700	4,872	4,872	4,833	4,767	4,649	4,597	4,687	4,795	4,087	-15%
Heroin - Saada (Ordinary)	2,037	1,772	1,752	1,784	1,906	1,959	2,027	1,956	1,860	1,808	2,472	2,423	2,350	-3%

HASHISH:

There are three types of hashish namely Hashish - Garda # 1, # 2 and # 3 available in Peshawar, Pakistan. Hashish-Garda#1 is the most expensive hashish reported in Peshawar.

Table 16: Prices of different types of Hashish in Peshawar, Pakistan in (US\$/Kg):

Types of hashish	May-12	Jun-12	Jul-12	Aug-12	Sep-12	Oct-12	Nov-12	Dec-12	Jan-13	Feb-13	Mar-13	Apr-13	May-13	Change (May-Apr) %
Hashish - Garda # 1	551	541	573	566	572	551	551	525	532	527	670	681	562	-17%
Hashish - Garda # 2	418	403	393	385	392	381	405	360	372	362	618	629	470	-25%
Hashish - Garda # 3	363	340	340	331	318	307	218	278	289	279	484	495	409	-17%

Table 17: Prices of different types of drugs in Peshawar, Pakistan in local currency, (Pak Rupee/kg):

Types of drugs	Price in (Pakistani Rupee)/kg		Change (May-Apr) %
	Apr-13	May-13	
Opium -Afghanistan	41,000	32,000	-22%
Opium -Tapa (Adulterated)	32,000	27,000	-16%
Opium -Terra	47,000	40,000	-15%
Heroin -White (Injection)	480,000	420,000	-13%
Heroin -Yellow (Batan)	465,000	400,000	-14%
Heroin -Saada (Ordinary)	235,000	230,000	-2%
Hashish -Garda # 1	66,000	55,000	-17%
Hashish -Garda # 2	61,000	46,000	-25%
Hashish -Garda # 3	48,000	40,000	-17%

B. QUETTA

OPIUM:

Table 18: Prices of different quality of opium in Quetta, Pakistan in (US\$/Kg):

Quality of opium	Aug-12	Sep-12	Oct-12	Nov-12	Dec-12	Jan-13	Feb-13	Mar-13	Apr-13	May-13	Change (May-Apr) %
High quality	427	455	488	488	494	517	534	565	598	593	-1%
Medium quality	385	402	424	446	453	465	462	482	495	511	+3%
Low quality	320	371	371	382	412	413	411	431	433	439	+1%

HEROIN:

Table 19: Prices of different quality of heroin in Quetta, Pakistan in (US\$/Kg):

Quality of heroin	Aug-12	Sep-12	Oct-12	Nov-12	Dec-12	Jan-13	Feb-13	Mar-13	Apr-13	May-13	Change (May-Apr) %
High quality (Crystal)	6,409	6,355	6,362	6,365	6,385	6,457	6,472	6,570	6,703	6,743	+1%
Medium quality	3,739	3,601	3,817	3,819	3,707	3,719	3,852	3,901	3,970	3,933	-1%
Low quality	2,670	2,383	2,121	2,016	2,060	2,118	2,055	2,207	2,269	2,299	+1%

HASHISH:

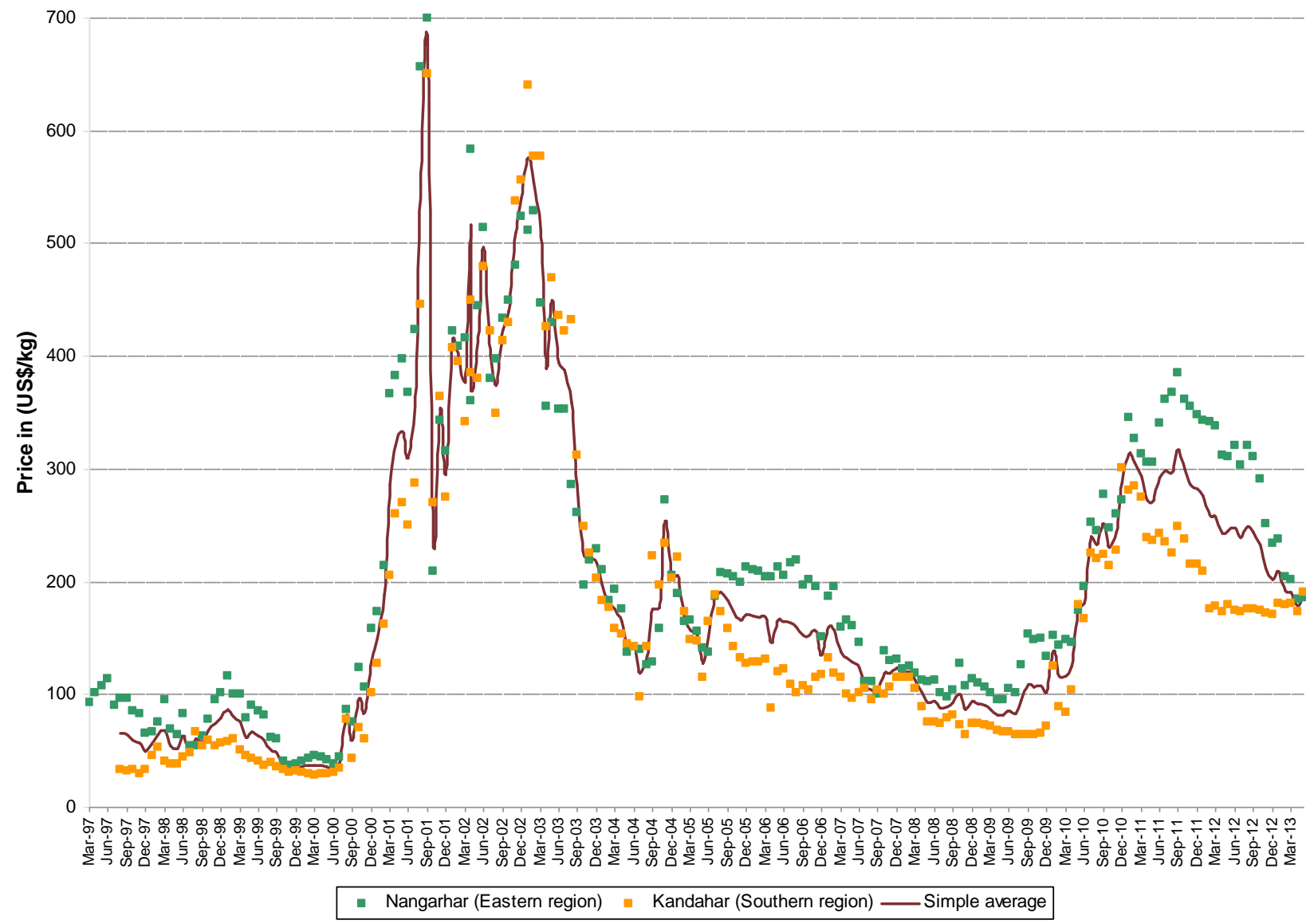
Table 20: Prices of different quality of Hashish in Quetta, Pakistan in (US\$/Kg):

Quality of hashish	Aug-12	Sep-12	Oct-12	Nov-12	Dec-12	Jan-13	Feb-13	Mar-13	Apr-13	May-13	Change (May-Apr) %
High quality	342	360	382	382	412	465	462	513	516	562	+9%
Medium quality	299	318	339	339	360	393	411	431	443	460	+4%

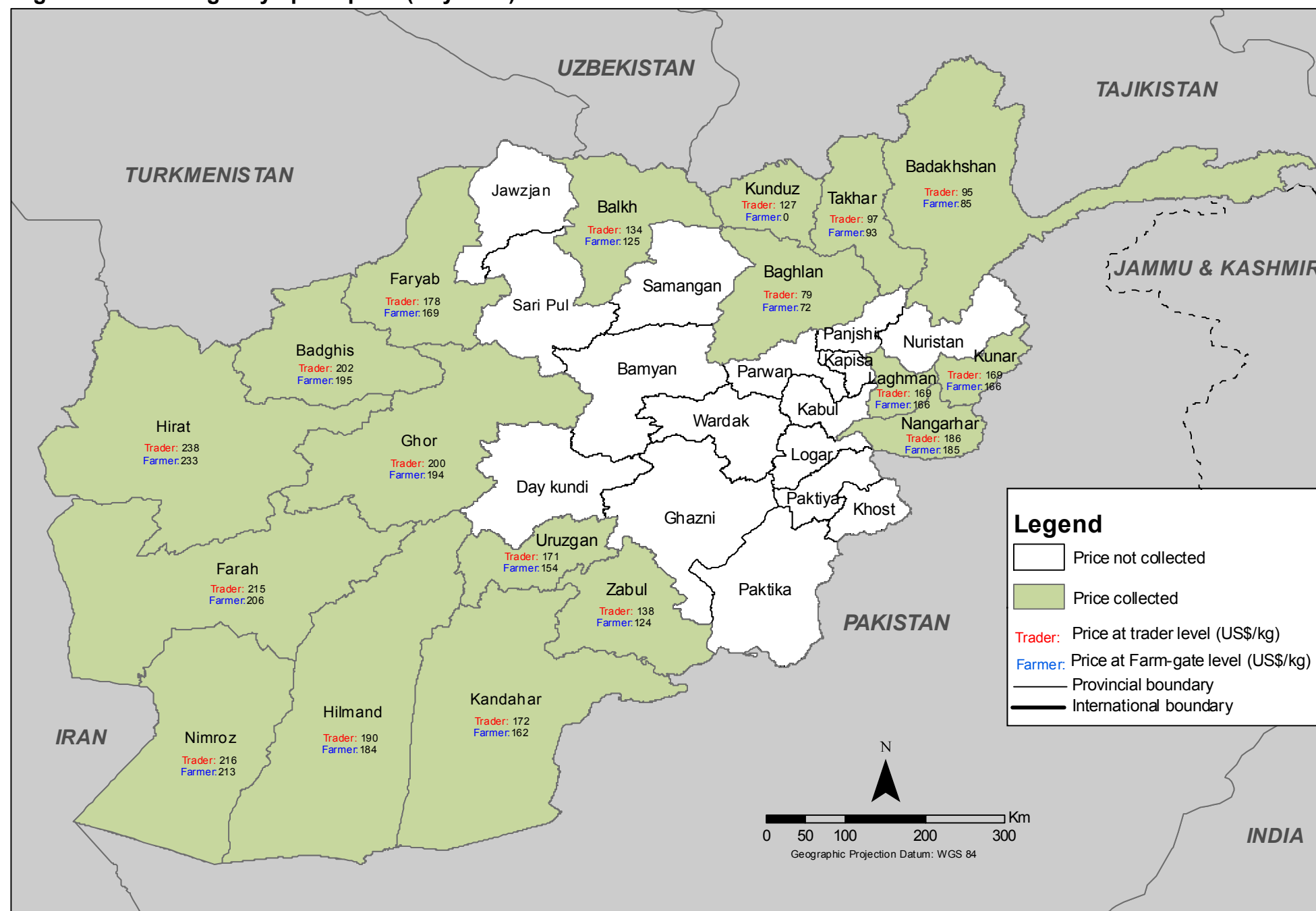
Table 21: Prices of different types of drugs in Quetta, Pakistan in local currency, (Pak Rupee/kg):

Types of drugs	Price in (Pakistani Rupee)/kg		
	Apr-13	May-13	Change (May-Apr) %
Opium -High quality	58,000	58,000	+0%
Opium -Medium quality	48,000	50,000	+4%
Opium -Low quality	42,000	43,000	+2%
Heroin -High quality (Crystal)	650,000	660,000	+2%
Heroin -Medium quality	385,000	385,000	+0%
Heroin -Low quality	220,000	225,000	+2%
Hashish -High quality	50,000	55,000	+10%
Hashish -Medium quality	43,000	45,000	+5%

Graph 8: Average price of dry opium collected from traders in Nangarhar and Kandahar provinces (US\$/Kg), March 1997 – May 2013



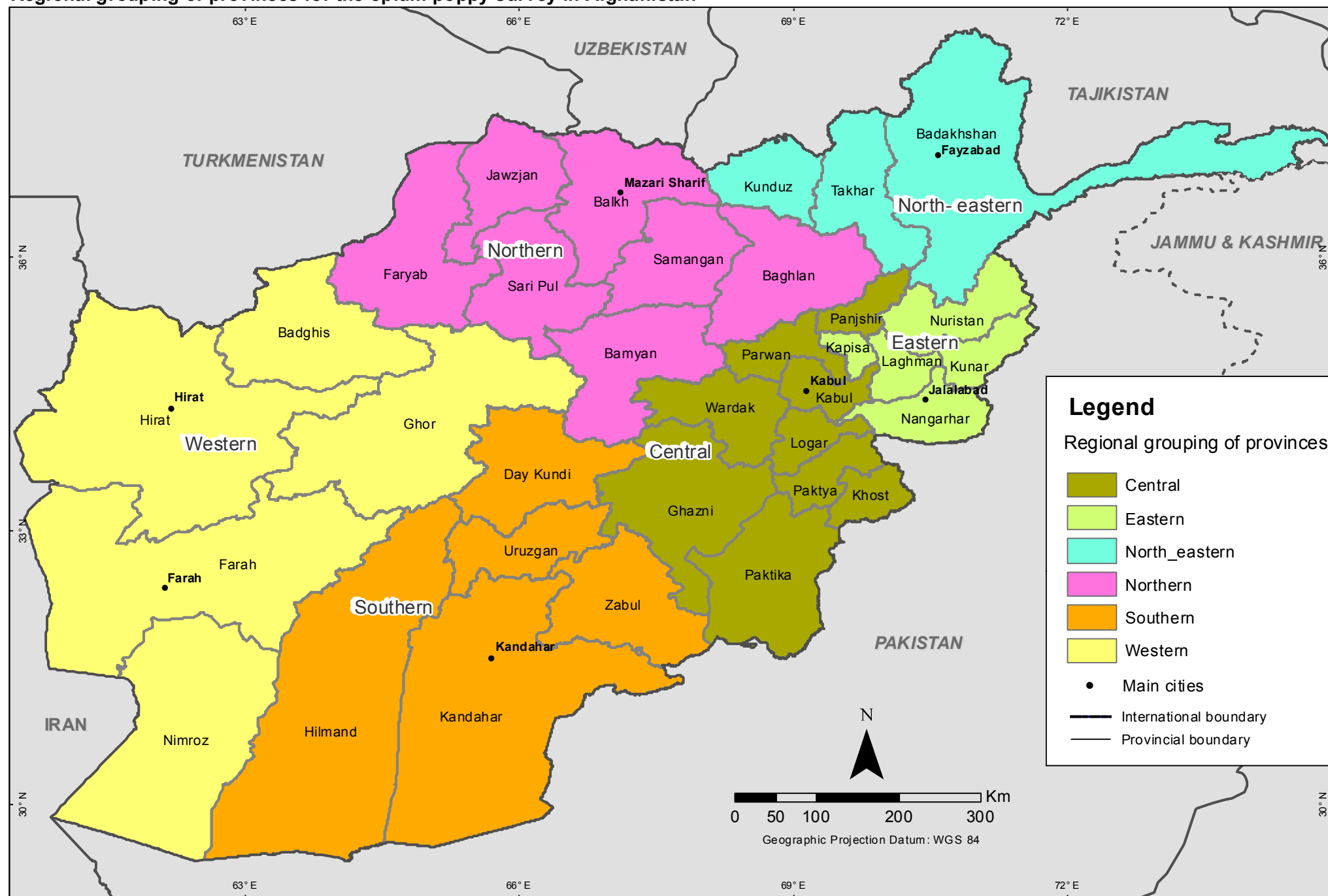
Afghanistan: Average dry opium price (May 2013)



Source: Government of Afghanistan - National monitoring system implemented by MCN / UNODC

Note: The boundaries and names shown and the designations used on this map do not imply official endorsement or acceptance by the United Nations.

Regional grouping of provinces for the opium poppy survey in Afghanistan



Source: Government of Afghanistan. National monitoring system implemented by UNODC

Note: The boundaries and names shown and the designations on this map do not imply official endorsement or acceptance by the United Nations.