



**Islamic Republic of Afghanistan  
Ministry of Counter Narcotics**



**UNODC**  
United Nations Office on  
Drugs and Crime

مطابق جوزا 1394 هجری May 2015

## **Afghanistan Drug Price Monitoring Monthly Report**



**Ministry of Counter Narcotics, Islamic Republic of Afghanistan, Kabul  
And  
United Nations Office on Drugs and Crime, Kabul**

## Abbreviations

MCN: Ministry of Counter Narcotics

UNODC: United Nations Office on Drugs and Crime

## ACKNOWLEDGEMENTS

The following organizations and individuals contributed to the drug price data collection and analysis and preparation of this report:

### ***Ministry of Counter-Narcotics:***

Mohammad Ibrahim Azhar (Deputy Minister), Haroon Rashid Sherzad (Deputy Minister), Mir Abdullah Sadat (Director of Narcotics Survey Directorate), Sayed Najibullah Ahmadi (Economic specialist) Saraj Ahmad (Deputy Director of Narcotics Survey Directorate), Nasir Ahmad (Deputy Director of Narcotics Survey Directorate) Mohammad Ajmal (Database Officer), Sayed Shahenshah (Quality Control and Digit Specialist), Mohammad Hakim Hayat (GIS & Remote sensing analyst ), Fazel Karim Alimi (Admin & Finance Officer).

***Survey Coordinators:*** Eshaq Masumi (Central Region), Mohammed Ishaq Anderabi (North-Eastern Region), Abdul Latif Ehsan (Western Region), Fida Mohammad (Northern Region), Khalil Ahmad (Southern Region) and Abdullah Dawodkhel (Eastern Region).

### ***United Nations Office on Drugs and Crime***

Devashish Dhar (International Project Coordinator), Abdul Manan Ahmadzai (Senior Survey Officer), Noor Mohammad Sadiq (Database Developer), Ahmad Jawid Ghiasee and Sayed Mehdi Sadat (Remote sensing analysts), Asia Noory (Project Associate), Ziaulhaq Sidiqi (GIS Associate), Qahir Khan National Research Officer, Balochistan (Pakistan) and Shaukat Ullah Khan National Research Officer Peshawar (Pakistan)

***Survey Coordinators:*** Abdul Basir Basiret (Eastern Region), Sayd Ghawash Nayer (Western Region), Emran Mehrwarz (North-eastern Region), Rahimullah Omar (Central Region)

Drug price report in Afghanistan was made possible by financial contribution from the Governments of United States of America and United Kingdom.

## Drug price by year (May 2014 - May 2015)

- **Average<sup>1</sup> price of dry Opium in Afghanistan, (US\$/kg)**

<b>Dry Opium</b>	<b>May-14</b>	<b>May-15</b>	<b>Increase/ Decrease (%)</b>
<i>Farm-gate price (US\$/Kg)</i>	129	167	+30%
<i>Trader price (US\$/Kg)</i>	138	174	+26%

- **Average<sup>1</sup> price of fresh Opium in Afghanistan, (US\$/kg)**

<b>Fresh Opium</b>	<b>May-14</b>	<b>May-15</b>	<b>Increase/ Decrease (%)</b>
<i>Farm-gate price (US\$/Kg)</i>	108	139	+29%
<i>Trader price (US\$/Kg)</i>	113	140	+24%

- **Average<sup>1</sup> price of Heroin in Afghanistan, (US\$/kg)**

<b>Heroin</b>	<b>May-14</b>	<b>May-15</b>	<b>Increase/ Decrease (%)</b>
<i>High Quality</i>	2,705	3,202	+18%
<i>Medium Quality</i>	1,998	2,286	+14%

- **Average<sup>1</sup> price of Cannabis Resin in Afghanistan, (US\$/kg)**

<b>Types of cannabis resin</b>	<b>May-14</b>	<b>May-15</b>	<b>Increase/ Decrease (%)</b>
<i>Cannabis resin (Garda # 1) price (US\$/kg)</i>	97	105	+8%
<i>Cannabis resin (Garda # 2) price (US\$/kg)</i>	62	69	+11%
<i>Cannabis resin (Garda # 3) price (US\$/kg)</i>	32	46	+44%

- **Heroin and Hashish (best quality) prices in Peshawar, Pakistan (US\$/kg)**

<b>Best quality of Heroin/Hashish</b>	<b>May-14</b>	<b>May-15</b>	<b>Increase/Decrease (%)</b>
<i>Heroin - White (Injection) price (US\$/kg)</i>	3,369	3,073	-9%
<i>Hashish - (Garda # 1) price (US\$/kg)</i>	612	560	-9%

<sup>1</sup> Simple average of all observations

- **Heroin and Hashish (best quality) prices in Quetta, Pakistan (US\$/kg)**

Best quality of Heroin/Hashish	May-14	May-15	Increase/Decrease (%)
Heroin - High quality (Crystal) price (US\$/kg)	3,571	5,205	+46%
Hashish - High quality price (US\$/kg)	612	793	+30%

- **Average<sup>2</sup> price of Heroin, Opium and Hashish at consumer level in Afghanistan, (US\$/kg)**

Types of drugs	May-14	May-15	Increase/Decrease (%)
Heroin	5,246	5,255	+0.2%
Opium	292	274	-6%
Hashish	202	195	-3%

- **Average<sup>2</sup> price of Wheat, Cotton, Saffron, Imported and Local Rice in Afghanistan, (US\$/kg)**

Types of crops	May-14	May-15	Increase/Decrease (%)
Wheat	0.39	0.39	-1%
Cotton	1.5	1.47	-4%
Saffron	1,564	1,731	+11%
Rice (imported)*	1.4	1.33	-7%
Rice (local)*	0.7	0.78	+11%

- **Average<sup>2</sup> price of poppy and cannabis seeds in Afghanistan, (US\$/kg)**

Types of seeds	May-14	May-15	Increase/Decrease (%)
Cannabis seed	0.40	0.44	+11%
Poppy seed	0.57	0.54	-5%

- **Average<sup>2</sup> price of acetic anhydride in Afghanistan, (US\$/Lit )**

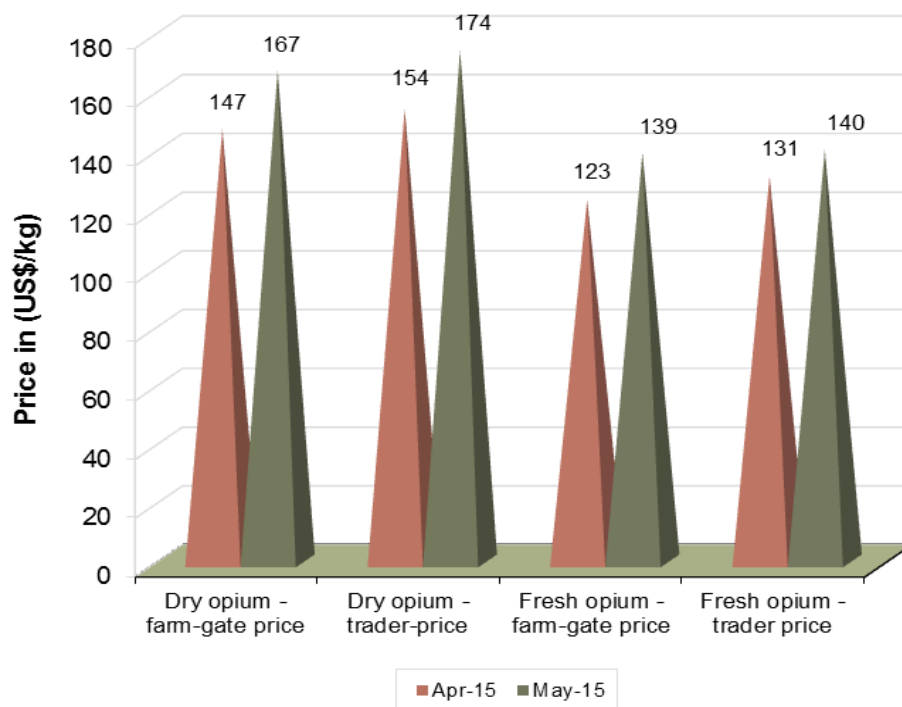
Variety of Acetic Anhydride	May-14	May-15	Increase/Decrease (%)
Acetic Anhydride - A*	285	246	-14%
Acetic Anhydride - B*	143	189	+32%
Acetic Anhydride - C*	133	159	+20%
Acetic Anhydride - D*	164	151	-8%
Acetic Anhydride - E*	148	157	+6%
Acetic Anhydride - F*	217	208	-4%

\* A, B, C, D, E, F represent different variety of acetic anhydride in Afghanistan.

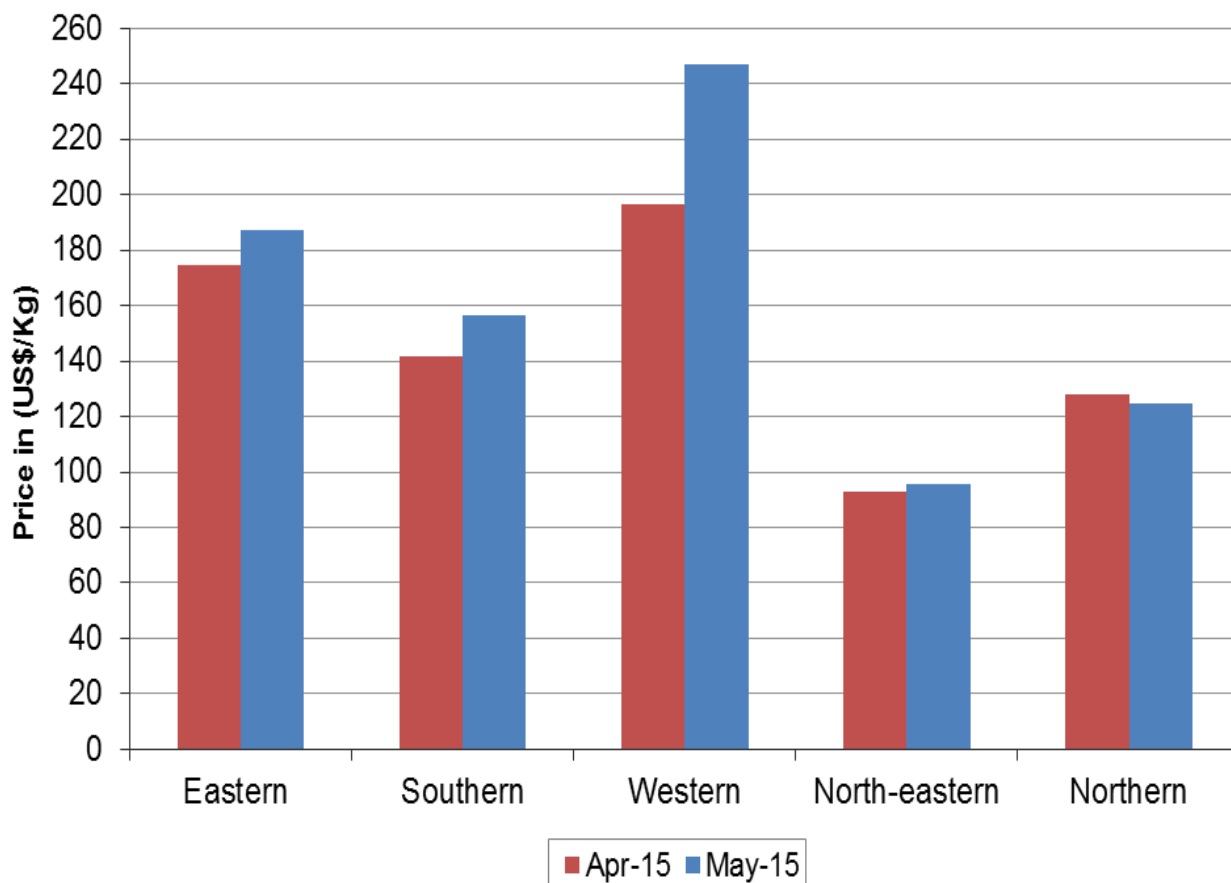
<sup>2</sup> Simple average of all observations

## Drug price by Month (April 2015 – May 2015)

### Price change of Dry Opium and Fresh Opium (April 2015 – May 2015)



### Regional average price of dry opium from traders (April 2015 – May 2015)

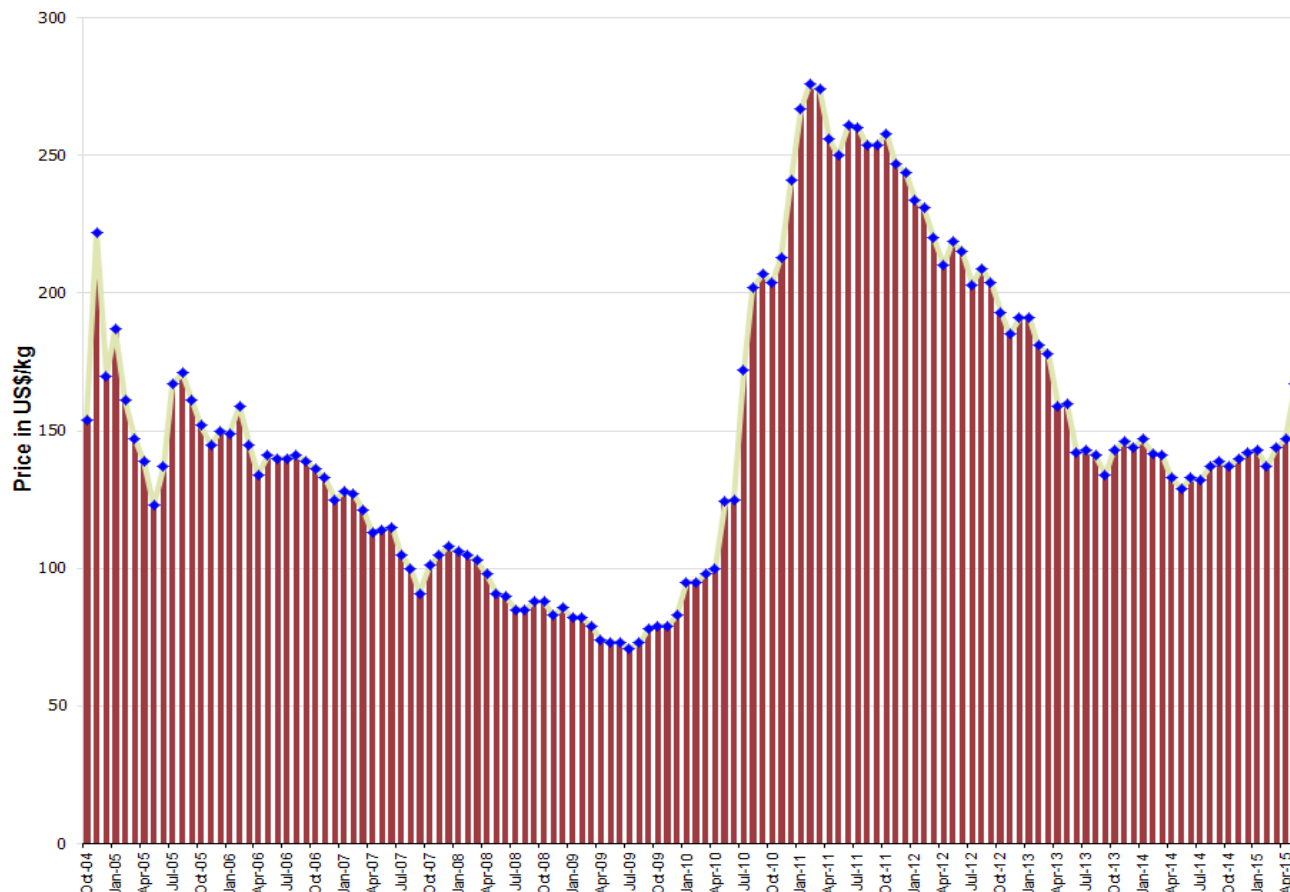


## DRY OPIUM

### FARM-GATE PRICE:

The national average price for one kilogram of dry opium in Afghanistan at the farm-gate level was **US\$ 167/kg** at the end of May 2015 which is 14% higher compared to price reported in April 2015 (**US\$ 147/kg**). The average dry opium price at the farm-gate level in May 2015 is **30%** higher than the price reported in May 2014 which was **US\$ 129/kg**. The dry opium price has a decreasing trend since February 2011.

**Graph 1: National <sup>2</sup>Average price of dry opium at farm-gate level from Sep 2004 to May 2015**



### Dry Opium (Chaynaki Quality):

#### FARM-GATE PRICE:

Price of opium (dry) was not found to be varying with quality in different regions. In Balkh and Hilmand provinces another quality of dry opium by the name of **Chaynaki** is available at Farm-gate and trader level. The **Chaynaki** quality of dry opium more air dried than other varieties. The average price of 1 kilogram of **Chaynaki** dry opium at Farm-gate level in Balkh province is **US\$ 171/kg** in May 2015 showing an increase of 7% compared to the price reported in April 2015 (**US\$ 160**). The average price of 1 kilogram of **Chaynaki** dry opium at farm-gate level in Hilmand province is **US\$ 368/kg** in May 2015 with an increased by 5% compared to the price reported in April 2015 (**US\$ 350**).

**Table 1: Average<sup>2</sup> price of dry opium (Chaynaki quality) at farm-gate level (US\$/Kg)**

Dry Opium (Chaynaki quality)	Balkh		Change (May-Apr) %	Hilmand		Change (May-Apr) %
	Apr-15	May-15		Apr-15	May-15	
Farm-gate price (US\$/Kg)	160	171	+7%	350	368	+5%

<sup>2</sup> Simple average of all observations

## DRY OPIUM:

### TRADER PRICE

The national average dry opium price collected from traders was **US\$ 174/kg** at the end of May 2015 showing **13%** increase compared to the price reported last month (April 2015) (**US\$ 154/kg**). The average dry opium price at trader level in May 2015 is **26%** higher than the price reported last year (May 2014) which was **US\$ 138/kg**

Dry opium price collected from traders has increased by 26%, 11%, 7% and 3% in Western, Southern, Eastern and North-eastern regions respectively. Price decreased by 2% Northern region respectively.

**Table 2: Regional average<sup>3</sup> price of dry opium collected from traders (US\$/Kg)**

Region	Price of Dry Opium (US\$/Kg)		Price change (%)
	Apr-15	May-15	
Eastern region (Kunar, Laghman, Nangarhar)	175	187	+7%
Southern region (Hilmand, Kandahar, Uruzgan, Zabul)	142	156	+11%
Western region (Badghis, Farah, Ghor, Hirat, Nimroz)	196	247	+26%
North-eastern region (Badakhshan, Kunduz, Takhar)	93	96	+3%
Northern region (Baghlan, Balkh, Faryab)	128	125	-2%
<b>Average</b>	<b>154</b>	<b>174</b>	<b>+13%</b>

### Dry Opium (Chaynaki Quality):

#### TRADER PRICE:

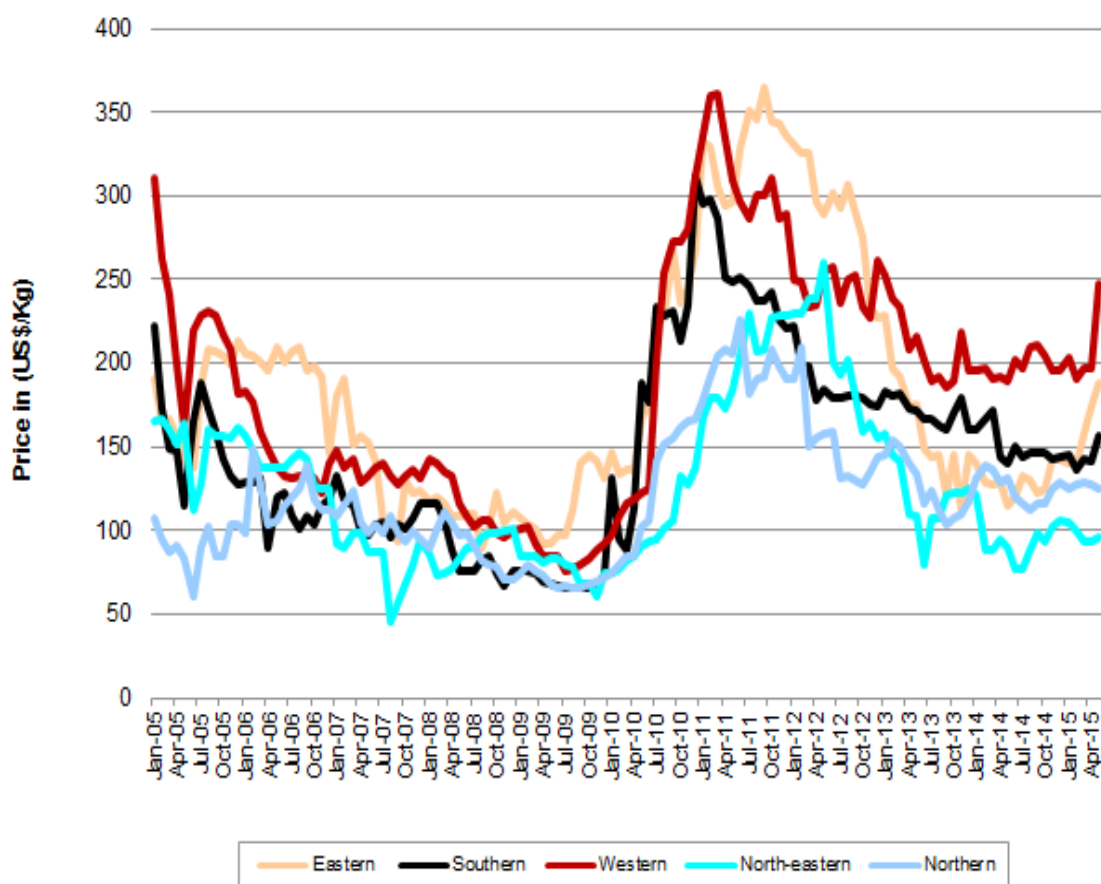
In Balkh province, the average price of 1 kilogram of **Chaynaki** dry opium at trader level is **US\$ 178/kg** in May 2015 showing an increase of **5%** compared to the price reported in April 2015 (**US\$ 170/kg**). In Hilmand province, the average price of 1 kilogram of **Chaynaki** dry opium at trader level is **US\$ 388/kg** in May 2015 increased by **5%** compared to the price reported in April 2015 (**US\$ 370**)

**Table 3: Average<sup>3</sup> price of dry opium (Chaynaki quality) at trader level (US\$/Kg)**

Dry Opium (Chaynaki quality)	Balkh		Change (May-Apr) %	Hilmand		Change (May-Apr) %
	Apr-15	May-15		Apr-15	May-15	
Trader price (US\$/Kg)	170	178	+5%	370	388	+5%

<sup>3</sup> Simple average of all observations

**Graph 2: Regional average<sup>4</sup> price of dry opium from traders (January 2005 to May 2015)**



**Table 4: Regional average<sup>4</sup> price of dry opium at farm-gate and trader level in local currency**

		Price of 1 kg of Dry Opium in local currency					
		Apr-15		May-15			
Region	Local currency	Farm-gate	Trader	Farm-gate	Trader	Change at farm-gate level (May-Apr) (%)	Change at trader level (May-Apr) (%)
Eastern region (Kunar, Laghman, Nangarhar)	Pakistani Rupee	17,015	17,461	18,581	18,928	+9%	+8%
Southern region (Hilmand, Kandahar, Uruzgan, Zabul)	Pakistani Rupee	13,626	14,214	15,458	15,830	+13%	+11%
Western region (Badghis, Ghor) *	Afghani	10,060	10,458	11,508	11,905	+14%	+14%
Western region (Farah, Hirat, Nimroz) *	Imanian Tuman	646,648	686,444	820,204	860,000	+27%	+25%
North-eastern region (Badakhshan, Kunduz, Takhar)	Afghani	4,539	5,377	4,702	5,518	+4%	+3%
Northern region (Baghlan, Balkh, Faryab)	Afghani	7,164	7,386	7,038	7,227	-1.8%	-2%

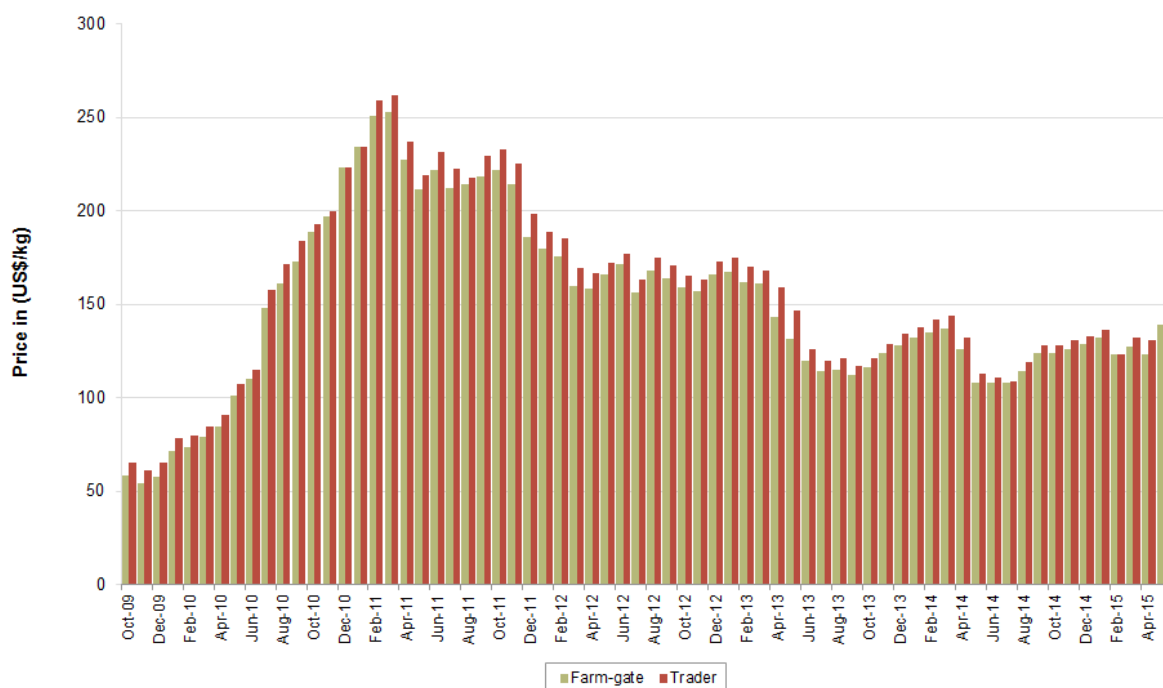
\* Western region is divided in two groups because of prices available in two currencies.

<sup>4</sup> Simple average of all observations

## FRESH OPIUM

At the end of May 2015, the national average price of fresh opium increased by **13%** from **US\$ 123/kg** in April 2015 to **US\$ 139/kg in May 2015** at the farm-gate level. Similarly, the national average price of fresh opium at trader level increased by **7%** from **US\$ 131/kg** in April 2015 to **US\$ 140/kg** this month (May 2015).

**Graph 3: National average<sup>5</sup> price of fresh opium at farm-gate and trader level, US\$/kg (August 2009 to May 2015)**



**Table 5: Regional average<sup>5</sup> price of fresh opium at farm-gate and trader level in local currency**

		Price of 1 kg of Fresh Opium in local currency					
		Apr-15		May-15			
Region	Local currency	Farm-gate	Trader	Farm-gate	Trader	Change at farm-gate level (May-Apr) (%)	Change at trader level (May-Apr) (%)
Eastern region (Kunar, Laghman, Nangarhar)	Pakistani Rupee	NA	NA	11,209	11,552	NA	NA
Southern region (Hilmand, Kandahar, Uruzgan, Zabul)	Pakistani Rupee	11,976	12,476	20,651	14,541	+72%	+17%
Western region (Badghis, Ghor) *	Afghani	6,914	7,300	8,369	8,747	+21%	+20%
Western region (Farah, Hirat, Nimroz) *	Imanian Tuman	475,294	527,466	649,122	700,889	+37%	+33%
North-eastern region (Badakhshan, Kunduz, Takhar)	Afghani	NA	NA	NA	3,563	NA	NA
Northern region (Baghlan, Balkh, Faryab)	Afghani	6,350	6,583	5,938	6,151	-6%	-7%

\* Western region is divided in two groups because of prices available in two currencies

<sup>5</sup> Simple average of all observations

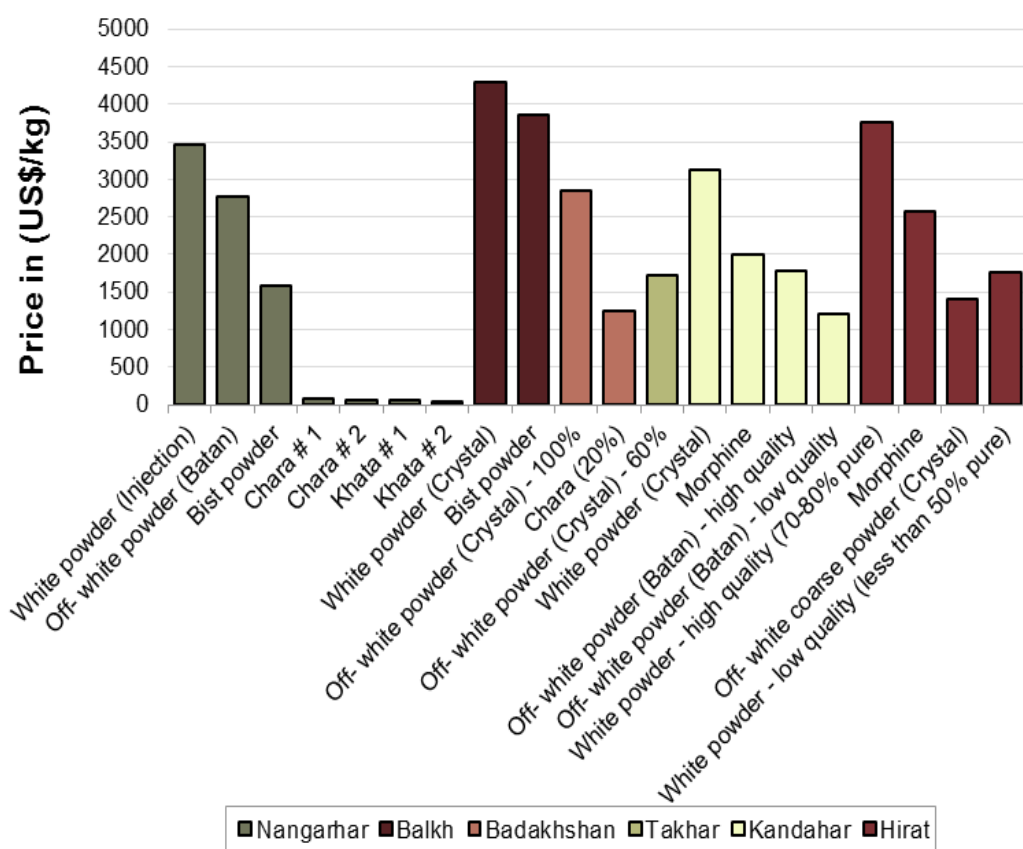
# HEROIN

There are several types of heroin available in Afghanistan with different quality. The prices of White powder (injection) in Nangarhar province, White powder (Crystal) in Kandahar and Balkh provinces, Off-white (Crystal)-100% in Badakhshan province and White powder-high quality (70-80% pure) in Hirat province are the most expensive heroin reported in Afghanistan. The cheapest heroin (**US\$ 40/kg**) is called as Khata # 2 reported in Nangarhar province.

**Table 7: Prices of different types of Heroin in Afghanistan,(US\$/kg), May 2014 – May 2015**

Province	Types of Heroin	May-14	Jun-14	Jul-14	Aug-14	Sep-14	Oct-14	Nov-14	Dec-14	Jan-15	Feb-15	Mar-15	Apr-15	May-15	Change (May-Apr) %
Badakhshan	Chara (20%)	1,009	1,023	1,030	1,198	998	1,004	1,051	1,207	1,624	1,483	1,019	1,018	1,246	+22%
	Off- white powder (Crystal) - 100%	2,220	2,250	2,266	2,367	2,450	2,463	2,584	3,103	3,551	3,401	2,860	2,856	2,856	+0%
Balkh	Best powder	3,514	3,618	3,680	3,629	3,691	3,665	3,704	3,750	3,854	3,803	3,804	3,799	3,859	+2%
	White powder (Crystal)	4,123	4,221	4,227	4,157	4,240	4,166	4,187	4,229	4,316	4,249	4,149	4,192	4,292	+2%
Hirat	Morphine	2,009	2,103	2,044	2,069	2,204	1,721	2,062	2,086	2,118	2,130	2,247	2,129	2,568	+21%
	Off- white coarse powder (Crystal)	1,339	1,385	1,425	1,400	1,387	1,310	1,335	1,229	1,268	1,275	1,343	1,329	1,413	+6%
	White powder - high quality (70-80% pure)	2,953	3,110	3,000	2,922	3,067	2,827	2,899	2,930	2,900	2,915	3,075	3,140	3,756	+20%
	White powder - low quality (less than 50% pure)	1,431	1,483	1,480	1,391	1,475	1,355	1,380	1,397	1,406	1,414	1,465	1,482	1,766	+19%
Kandahar	Morphine	2,099	2,139	2,084	2,050	2,030	2,018	1,987	2,036	2,070	1,966	2,022	2,058	1,995	-3%
	Off- white powder (Batan) - high quality	1,884	1,930	1,879	1,846	1,824	1,772	1,739	1,748	1,758	1,669	1,717	1,707	1,784	+5%
	Off- white powder (Batan) - low quality	1,249	1,283	1,239	1,214	1,197	1,181	1,143	1,172	1,155	1,084	1,119	1,155	1,209	+5%
	White powder (Crystal)	3,072	3,129	3,067	2,996	2,972	2,954	1,987	2,979	3,014	2,877	2,944	3,012	3,123	+4%
Nangarhar	Best powder	1,020	1,040	1,219	990	884	828	1,192	1,196	1,315	1,151	1,374	1,456	1,586	+9%
	Chara # 1	82	94	81	99	88	78	79	70	101	86	98	90	79	-12%
	Chara # 2	41	73	51	59	59	58	50	50	81	48	49	70	50	-29%
	Khata # 1	60	73	71	89	74	68	70	60	91	67	79	60	59	-1%
	Khata # 2	31	52	46	50	49	49	30	40	71	38	39	40	40	-1%
	Off- white powder (Batan)	1,938	1,769	1,828	1,782	1,768	1,947	1,788	1,795	2,023	1,822	2,257	2,510	2,776	+11%
	White powder (Injection)	2,447	2,289	2,437	2,079	2,062	2,142	2,384	2,393	3,540	2,398	3,435	3,012	3,470	+15%
	Off- white powder (Crystal) - 60%	1,413	1,432	1,442	1,677	1,750	1,774	1,906	2,069	2,841	2,704	2,912	2,908	1,713	-41%
Takhar	Off- white powder (Crystal) - 60%	1,413	1,432	1,442	1,677	1,750	1,774	1,906	2,069	2,841	2,704	2,912	2,908	1,713	-41%

**Graph 4: Prices of different types of heroin in Afghanistan, (US\$/kg), May 2015**



**Table 8: Prices of 1 kilogram of different types of Heroin in local currency**

Province	Types of heroin	Local currency	Prices of 1 kg of different types of heroin in local currency		Change (May-Apr) %
			Apr-15	May-15	
Badakhshan	Chara (20%)	Afghani	58,800	72,000	+22%
	Off- white powder (Crystal) - 100%	Afghani	165,000	165,000	+0%
Balkh	Bist powder	Afghani	219,500	223,000	+2%
	White powder (Crystal)	Afghani	242,200	248,000	+2%
Hirat	Morphine	Iranian Tuman	7,052,000	8,000,000	+13%
	Off- white coarse powder (Crystal)	Iranian Tuman	4,400,000	4,400,000	+0%
	White powder - high quality (70-80% pure)	Iranian Tuman	10,400,000	11,700,000	+13%
	White powder - low quality (less than 50% pure)	Iranian Tuman	4,910,000	5,500,000	+12%
Kandahar	Morphine	Pakistani Rupee	205,000	201,200	-2%
	Off- white powder (Batan) - high quality	Pakistani Rupee	170,000	180,000	+6%
	Off- white powder (Batan) - low quality	Pakistani Rupee	115,000	122,000	+6%
	White powder (Crystal)	Pakistani Rupee	300,000	315,000	+5%
Nangarhar	Bist powder	Pakistani Rupee	145,000	160,000	+10%
	Chara # 1	Pakistani Rupee	9,000	8,000	-11%
	Chara # 2	Pakistani Rupee	7,000	5,000	-29%
	Khata # 1	Pakistani Rupee	6,000	6,000	+0%
	Khata # 2	Pakistani Rupee	4,000	4,000	+0%
	Off- white powder (Batan)	Pakistani Rupee	250,000	280,000	+12%
	White powder (Injection)	Pakistani Rupee	300,000	350,000	+17%
Takhar	Off- white powder (Crystal) - 60%	Pakistani Rupee	168000	99000	-41%

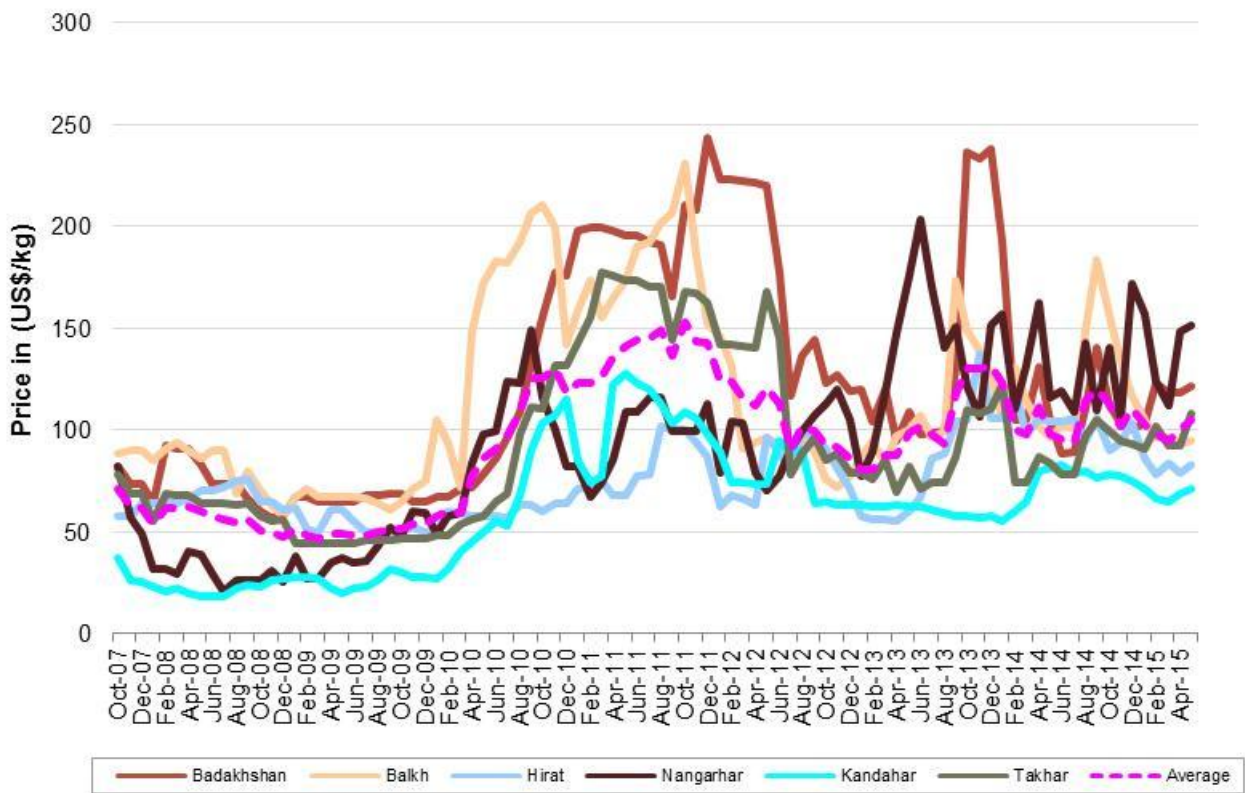
## CANNABIS RESIN:

There are mainly three types of cannabis resin available in Afghanistan namely Garda # 1, # 2 and # 3 with quality as best, moderate and fair respectively. Garda # 1 (Shirak) in Badakhshan province was the most expensive cannabis resin because of its pure quality. Earlier Garda # 1 (Jooshi) of Balkh province was most expensive and popular because of it's high quality however it lost it's demand due to it's blending with lower quality hashish.

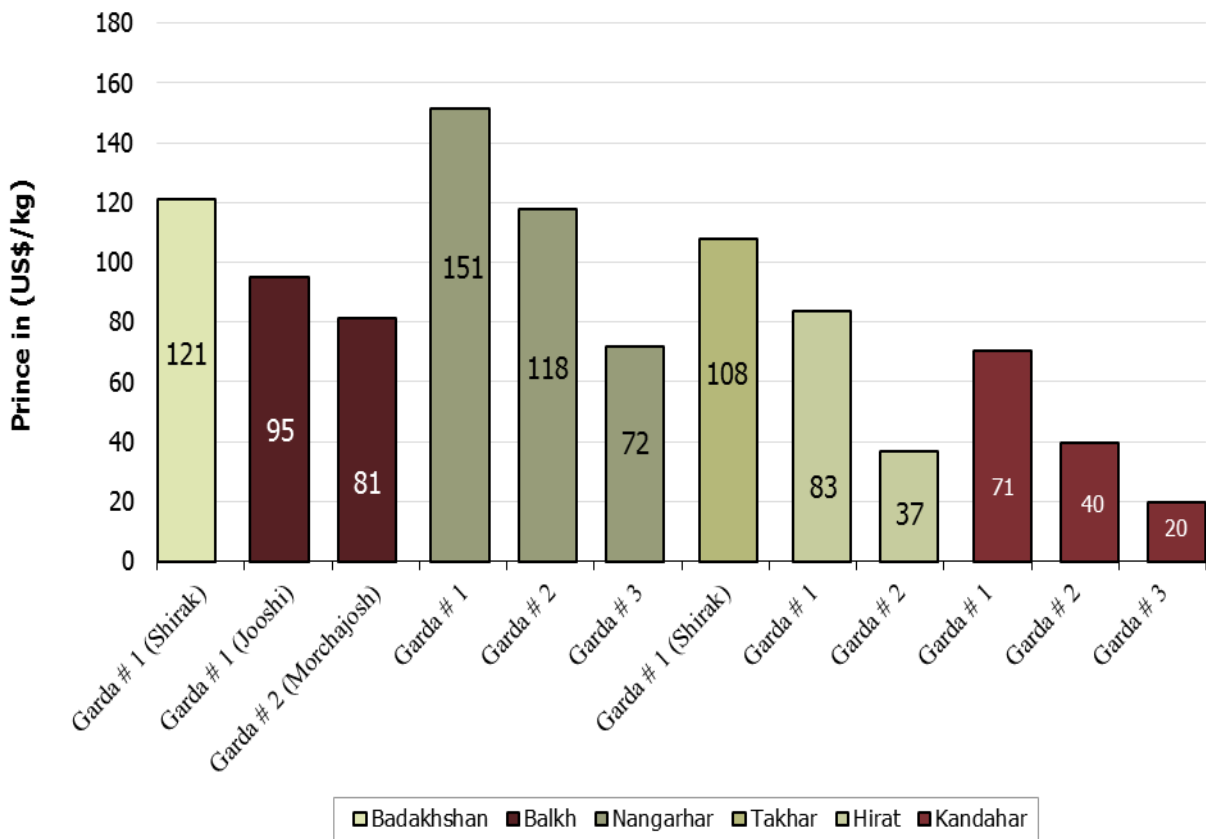
**Table 9: Prices of different types of cannabis resin in Afghanistan, (US\$/kg), May 2014 – May 2015**

Province	Types of cannabis resin	May-14	Jun-14	Jul-14	Aug-14	Sep-14	Oct-14	Nov-14	Dec-14	Jan-15	Feb-15	Mar-15	Apr-15	May-15	Change (May-Apr) %
Badakhshan	Garda # 1 (Shirak)	104	88	89	110	140	112	103	100	103	123	118	118	121	+3%
Balkh	Garda # 1 (Jooshi)	96	102	101	149	184	156	134	117	105	96	96	93	95	+2%
	Garda # 2 (Morchajosh)	73	97	94	105	140	121	103	90	79	84	78	73	81	+12%
Hirat	Garda # 1	104	104	106	95	106	90	94	103	86	78	84	79	83	+6%
	Garda # 2	61	60	53	61	66	47	48	55	48	35	40	35	37	+6%
Kandahar	Garda # 1	81	83	79	80	76	78	77	75	71	66	65	69	71	+2%
	Garda # 2	47	49	47	48	46	47	45	44	40	36	35	38	40	+5%
	Garda # 3	28	30	27	27	24	26	24	22	20	17	17	19	20	+5%
Nangarhar	Garda # 1	116	119	109	143	110	140	105	172	157	124	112	148	151	+2%
	Garda # 2	65	67	58	94	85	91	67	86	87	67	63	79	118	+50%
	Garda # 3	36	33	22	29	28	34	30	36	43	28	21	30	72	+143%
Takhar	Garda # 1 (Shirak)	84	78	78	97	105	99	95	93	91	102	92	92	108	+18%

Graph 5: Average<sup>6</sup> price of cannabis resin (Garda # 1, best quality) in US\$/kg, Oct 2007– May 2015



Graph 6: Prices of different types of cannabis resin in Afghanistan, (US\$/kg), May 2015



<sup>6</sup> Simple average of all observations

**Table 10: Prices of 1 kilogram of different types of cannabis resin in Afghanistan in local currency, April 2015 – May 2015**

Province	Types of cannabis resin	Local currency	Prices of 1 kg of different types of cannabis resin in local currency		Change (May-Apr) %
			Apr-15	May-15	
Badakhshan	Garda # 1 (Shirak)	Afghani	6,800	7,000	+3%
Balkh	Garda # 1 (Jooshi)	Afghani	5,400	5,500	+2%
	Garda # 2 (Morchajosh)	Afghani	4,200	4,700	+12%
Hirat	Garda # 1	Iranian Tuman	260,000	260,000	+0%
	Garda # 2	Iranian Tuman	115,000	115,000	+0%
Kandahar	Garda # 1	Pakistani Rupee	6,889	7,111	+3%
	Garda # 2	Pakistani Rupee	3,778	4,000	+6%
	Garda # 3	Pakistani Rupee	1,889	2,000	+6%
Nangarhar	Garda # 1	Pakistani Rupee	15,000	15,400	+3%
	Garda # 2	Pakistani Rupee	8,000	12,000	+50%
	Garda # 3	Pakistani Rupee	3,000	7,300	+143%
Takhar	Garda # 1 (Shirak)	Afghani	5,300	6,250	+18%

## LICIT CROPS:

Prices of wheat, cotton, saffron, rice (imported) and rice (local) collected in six provinces of Afghanistan are shown in below table.

**Table 11: Prices of wheat, cotton, saffron, imported and local rice in Afghanistan in local currency, May 2015**

Province	Types of crops	Price/Kg in Pakistani Rupee (PRs)	Price/Kg in Afghani (AFs)	Price/Kg in (US\$)
Badakhshan	Wheat	-	20	0.3
Badakhshan	Rice Imported	-	95	1.6
Badakhshan	Rice Local	-	45	0.8
Balkh	Wheat	-	20	0.3
Balkh	Cotton	-	40	0.7
Balkh	Rice Imported	-	75	1.3
Balkh	Rice Local	-	53	0.9
Hirat	Wheat	-	25	0.4
Hirat	Cotton	-	85	1.5
Hirat	Saffron	-	100,000	1,731
Hirat	Rice Imported	-	75	1.3
Hirat	Rice Local	-	65	1.1
Kandahar	Wheat	50	-	0.5
Kandahar	Cotton	225	-	2.2
Kandahar	Rice Imported	120	-	1.2
Nangarhar	Wheat	36	-	0.4
Nangarhar	Cotton	150	-	1.5
Nangarhar	Rice Imported	110	-	1.1
Nangarhar	Rice Local	39	-	0.4
Takhar	Wheat	-	20	0.3
Takhar	Rice Imported	-	85	1.5
Takhar	Rice Local	-	40	0.7

**Table 12: Prices of wheat, cotton, saffron, imported and local rice in Afghanistan, (US\$/kg), May 2014 – May 2015**

Types of crops	May-14	Jun-14	Jul-14	Aug-14	Sep-14	Oct-14	Nov-14	Dec-14	Jan-15	Feb-15	Mar-15	Apr-15	May-15	Increase/D decrease (%)
Wheat	0.39	0.38	0.38	0.39	0.39	0.50	0.42	0.45	0.41	0.40	0.40	0.41	0.39	-4%
Cotton	1.5	1.6	1.5	1.5	1.4	1.4	1.3	1.3	1.38	1.34	1.28	1.43	1.47	+3%
Saffron	1,564	1,589	1,600	1,581	1,577	1,560	1,381	1,379	1,572	1,744	1,734	1,731	1,731	0.0%
Rice (Imported)	1.4	1.5	1.5	1.5	1.5	1.5	1.5	1.5	1.46	1.41	1.33	1.37	1.33	-3%
Rice (Local)	0.7	0.8	0.8	0.9	0.9	1.0	0.8	0.9	0.82	0.83	0.83	0.82	0.78	-5%

## CANNABIS AND POPPY SEEDS:

Prices of cannabis and poppy seeds collected from eighteen provinces of Afghanistan are tabulated below.

**Table 13: Prices of cannabis and poppy seeds in local currency, April 2015 – May 2015**

			Prices of 1 kg of cannabis seed and poppy seed in local currency		
Province	Types of seed	Local currency	Apr-15	May-15	Change (May-Apr) (%)
Badakhshan	Poppy seed	Afghani	50	55	+10%
	Cannabis seed	Afghani	40	45	+13%
Baghlan	Poppy seed	Afghani	30	30	+0%
	Cannabis seed	afghani	15	20	+33%
Balkh	Poppy seed	Afghani	20	25	+25%
	Cannabis seed	Afghani	15	20	+33%
Farah	Poppy seed	Afghani	35	33	-7%
	Cannabis seed	Afghani	40	34	-16%
Faryab	Poppy seed	Afghani	50	60	+20%
	Cannabis seed	Afghani	10	15	+50%
Hilmand	Poppy seed	Afghani	38	38	+0%
	Cannabis seed	Afghani	24	24	+0%
Hirat	Poppy seed	Afghani	35	28	-21%
	Cannabis seed	Afghani	38	30	-20%
Kabul	Poppy seed	Afghani	15	17	+13%
Kandahar	Poppy seed	Afghani	37	37	+0%
	Cannabis seed	Afghani	22	22	+0%
Kapisa	Poppy seed	Afghani	10	10	+0%
Kunar	Poppy seed	Pakistani Rup	29	32	+10%
Laghman	Poppy seed	Pakistani Rup	29	23	-21%
Logar	Cannabis seed	Afghani	40	33	-18%
Nangarhar	Poppy seed	Pakistani Rup	26	20	-23%
	Cannabis seed	Pakistani Rup	14	14	+0%
Paktya	Cannabis seed	Afghani	23	20	-13%
Takhar	Poppy seed	Afghani	55	60	+9%
	Cannabis seed	Afghani	35	40	+14%
Uruzgan	Poppy seed	Afghani	36	36	+0%
	Cannabis seed	Afghani	22	22	+0%
Zabul	Poppy seed	Afghani	36	36	+0%
	Cannabis seed	Afghani	22	22	+0%

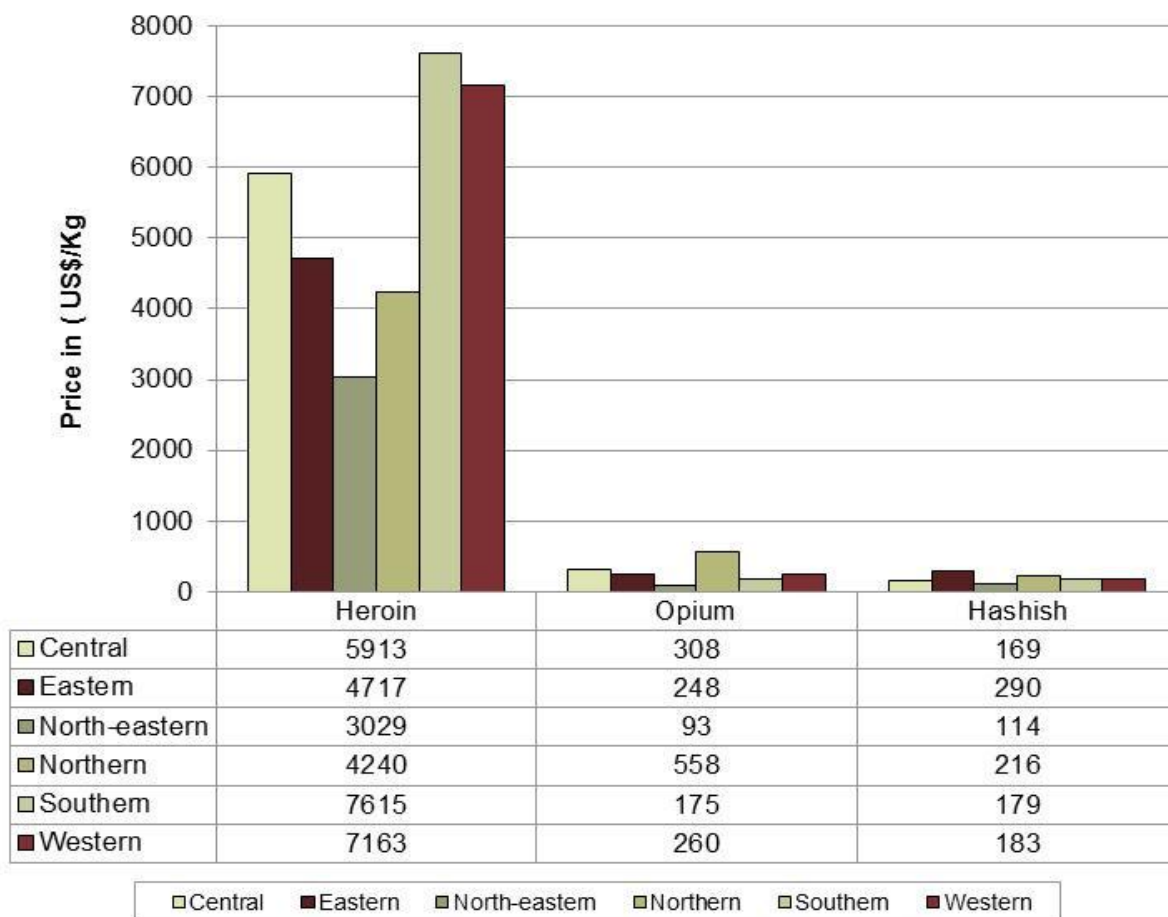
**Table 13: Prices of cannabis and poppy seeds in Afghanistan, (US\$/kg), May 2014 – May 2015**

Types of seeds	May-14	Jun-14	Jul-14	Aug-14	Sep-14	Oct-14	Nov-14	Dec-14	Jan-15	Feb-15	Mar-15	Apr-15	May-15	Increase/Decrease (%)
Cannabis seed	0.40	0.43	0.44	0.46	0.42	0.43	0.43	0.41	0.42	0.41	0.41	0.45	0.44	-2%
Poppy seed	0.57	0.58	0.59	0.58	0.60	0.60	0.64	0.68	0.61	0.58	0.58	0.53	0.54	+1%

## PRICES OF HEROIN, OPIUM AND HASHISH AT CONSUMER LEVEL:

The consumer prices of heroin, opium and hashish collected from different regions of Afghanistan are as below. The quality of product varies widely in different regions.

**Graph 7: Regional average<sup>7</sup> prices of heroin, opium and hashish at consumer level in (US\$/Kg), May 2015**



**Table 15: Average<sup>8</sup> prices of Heroin, Opium and Hashish at consumer level in Afghanistan, (US\$/kg), May 2014 – May 2015**

Types of drug	Average prices in (US\$/kg)													Change (May-Apr) (%)
	May-14	Jun-14	Jul-14	Aug-14	Sep-14	Oct-14	Nov-14	Dec-14	Jan-15	Feb-15	Mar-15	Apr-15	May-15	
Heroin	5,246	5,236	5,120	4,940	5,029	5,000	5,159	5,331	5,244	4,868	4,829	4,941	5,255	+6%
Opium	292	283	286	292	292	270	258	267	270	259	255	251	274	+9%
Hashish	202	207	199	215	213	198	189	200	194	189	197	199	195	-2%

<sup>7</sup> Simple average of all observations

## PRICES OF DRUGS IN PAKISTAN:

The prices of different types of opium, heroin and hashish reported from Peshawar and Quetta in Pakistan are as below:

### A. PESHAWAR

#### OPIUM:

There are three types of dry opium namely Opium - Afghanistan (opium of Afghanistan), Opium - Terra and Opium - Tapa (adulterated) available in Peshawar, Pakistan. Opium-Terra is the most expensive opium reported in Peshawar.

**Table 14: Prices of different types of opium in Peshawar, Pakistan in (US\$/Kg):**

Types of opium	May-14	Jun-14	Jul-14	Aug-14	Sep-14	Oct-14	Nov-14	Dec-14	Jan-15	Feb-15	Mar-15	Apr-15	May-15	Change (May-Apr) %
Opium - Terra	286	248	241	235	235	233	258	257	248	235	242	243	240	-1%
Opium - Afghanistan	227	227	222	214	216	222	228	227	220	212	219	223	218	-2%
Opium - Tapa (adulterated)	185	186	182	175	167	168	184	182	179	177	181	178	173	-3%

#### HEROIN:

There are three types of heroin namely White (Injection), Yellow (Batan) and Saada (Ordinary) available in Peshawar, Pakistan. White (injection) type is the most expensive heroin reported in Peshawar.

**Table 15: Prices of different types of heroin in Peshawar, Pakistan in (US\$/Kg):**

Types of heroin	May-14	Jun-14	Jul-14	Aug-14	Sep-14	Oct-14	Nov-14	Dec-14	Jan-15	Feb-15	Mar-15	Apr-15	May-15	Change (May-Apr) %
Heroin - White (Injection)	3,369	3,461	3,377	3,380	3,531	3,741	3,675	3,757	3,274	3,213	3,388	3,470	3,073	-11%
Heroin - Yellow (Batan)	3,165	3,254	3,195	3,182	3,335	3,544	3,476	3,556	3,075	3,021	3,189	3,272	2,875	-12%
Heroin - Saada (Ordinary)	1,837	1,911	1,846	1,839	1,913	1,969	1,986	2,054	1,935	1,918	2,043	1,983	1,784	-10%

#### HASHISH:

There are three types of hashish namely Hashish - Garda # 1, # 2 and # 3 available in Peshawar, Pakistan. Hashish-Garda#1 is the most expensive hashish reported in Peshawar.

**Table 16: Prices of different types of Hashish in Peshawar, Pakistan in (US\$/Kg):**

Types of hashish	May-14	Jun-14	Jul-14	Aug-14	Sep-14	Oct-14	Nov-14	Dec-14	Jan-15	Feb-15	Mar-15	Apr-15	May-15	Change (May-Apr) %
Hashish - Garda # 1	612	620	619	636	638	650	656	656	645	480	568	555	560	+1%
Hashish - Garda # 2	490	506	502	497	510	522	526	526	516	432	468	471	476	+1%
Hashish - Garda # 3	393	403	401	388	392	414	397	404	397	384	419	406	397	-2%

**Table 17: Prices of different types of drugs in Peshawar, Pakistan in local currency, (Pak Rupee/kg):**

		Price in (Pakistani Rupee)/kg	
Types of drugs	Apr-15	May-15	Change (May-Apr) %
Opium -Afghanistan	22,500	22,000	-2%
Opium -Tapa (Adulterated)	18,000	17,500	-3%
Opium –Terra	24,500	24,200	-1%
Heroin -White (Injection)	350,000	310,000	-11%
Heroin -Yellow (Batan)	330,000	290,000	-12%
Heroin -Saada (Ordinary)	200,000	180,000	-10%
Hashish -Garda # 1	56,000	56,500	+1%
Hashish -Garda # 2	47,500	48,000	+1%
Hashish -Garda # 3	41,000	40,000	-2%

## B. QUETTA

### OPIUM:

**Table 18: Prices of different quality of opium in Quetta, Pakistan in (US\$/Kg):**

Quality of opium	May-14	Jun-14	Jul-14	Aug-14	Sep-14	Oct-14	Nov-14	Dec-14	Jan-15	Feb-15	Mar-15	Apr-15	May-15	Change (May-Apr) %
High quality	367	364	355	358	343	374	399	448	462	460	495	518	545	+5%
Medium quality	265	260	254	259	255	276	289	319	342	336	357	369	397	+8%
Low quality	224	229	203	199	206	217	230	249	281	269	297	319	347	+9%

### HEROIN:

**Table 19: Prices of different quality of heroin in Quetta, Pakistan in (US\$/Kg):**

Quality of heroin	May-14	Jun-14	Jul-14	Aug-14	Sep-14	Oct-14	Nov-14	Dec-14	Jan-15	Feb-15	Mar-15	Apr-15	May-15	Change (May-Apr) %
High quality (Crystal)	3,571	3,641	3,398	3,484	3,482	3,643	3,843	4,133	4,322	4,316	4,706	4,984	5,205	+4%
Medium quality	3,061	2,913	2,789	2,737	2,698	2,757	2,795	2,988	3,266	3,309	3,467	3,738	3,817	+2%
Low quality	1,786	1,664	1,521	1,593	1,570	1,723	1,797	2,092	2,261	2,206	2,477	2,592	2,776	+7%

### HASHISH:

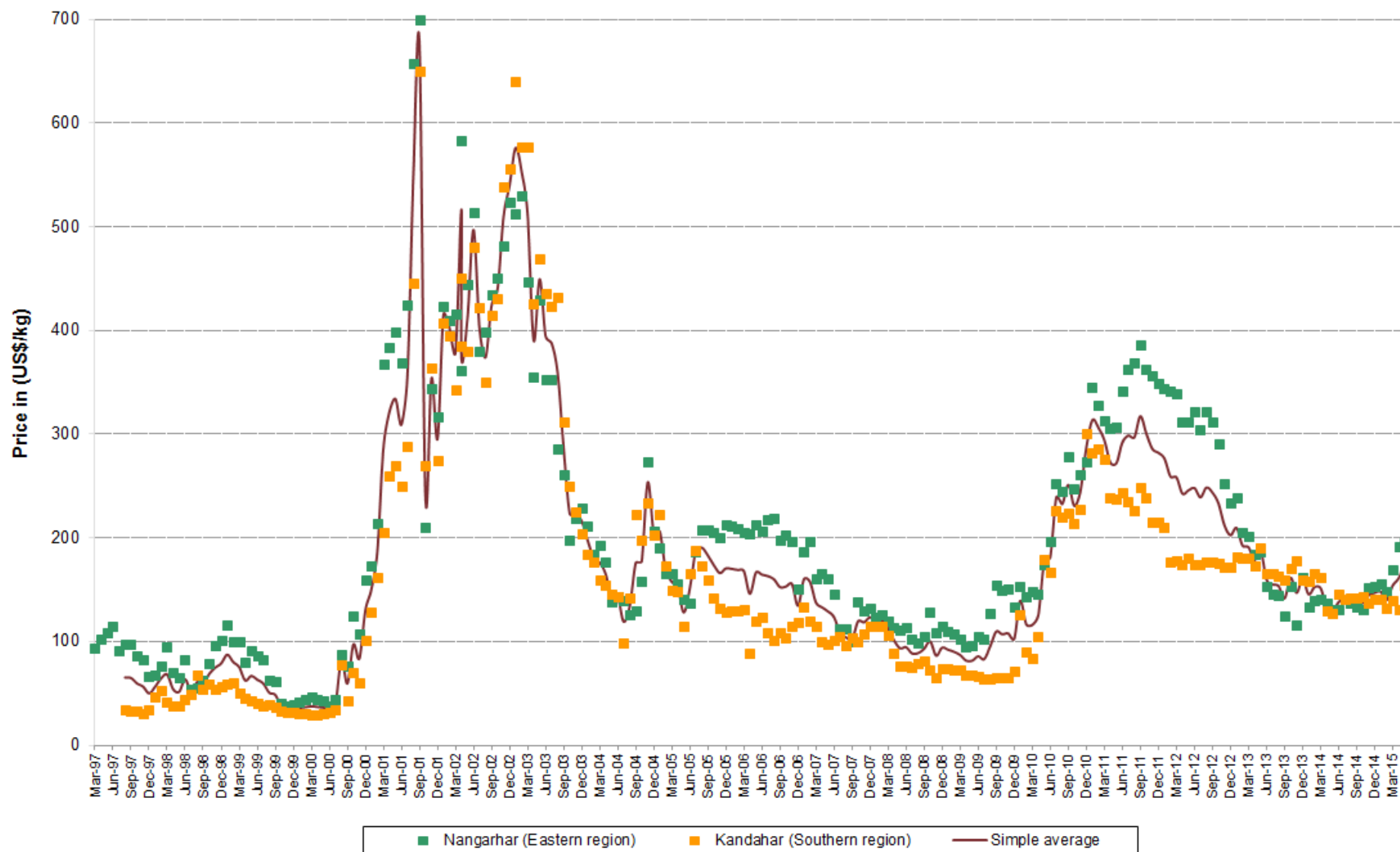
**Table 20: Prices of different quality of Hashish in Quetta, Pakistan in (US\$/Kg):**

Quality of hashish	May-14	Jun-14	Jul-14	Aug-14	Sep-14	Oct-14	Nov-14	Dec-14	Jan-15	Feb-15	Mar-15	Apr-15	May-15	Change (May-Apr) %
High quality	612	624	588	597	589	640	659	697	754	719	743	778	793	+2%
Medium quality	510	520	507	498	490	512	529	548	603	595	644	658	674	+2%

**Table 21: Prices of different types of drugs in Quetta, Pakistan in local currency, (Pak Rupee/kg):**

		Price in (Pakistani Rupee)/kg	
Types of drugs	Apr-15	May-15	Change (May-Apr) %
Opium -High quality	52,000	55,000	+6%
Opium -Medium quality	37,000	40,000	+8%
Opium -Low quality	32,000	35,000	+9%
Heroin -High quality (Crystal)	500,000	525,000	+5%
Heroin -Medium quality	375,000	385,000	+3%
Heroin -Low quality	260,000	280,000	+8%
Hashish -High quality	78,000	80,000	+3%
Hashish -Medium quality	66,000	68,000	+3%

Graph 8: Average price of dry opium collected from traders in Nangarhar and Kandahar provinces (US\$/Kg), Mar 1997 – May 2015



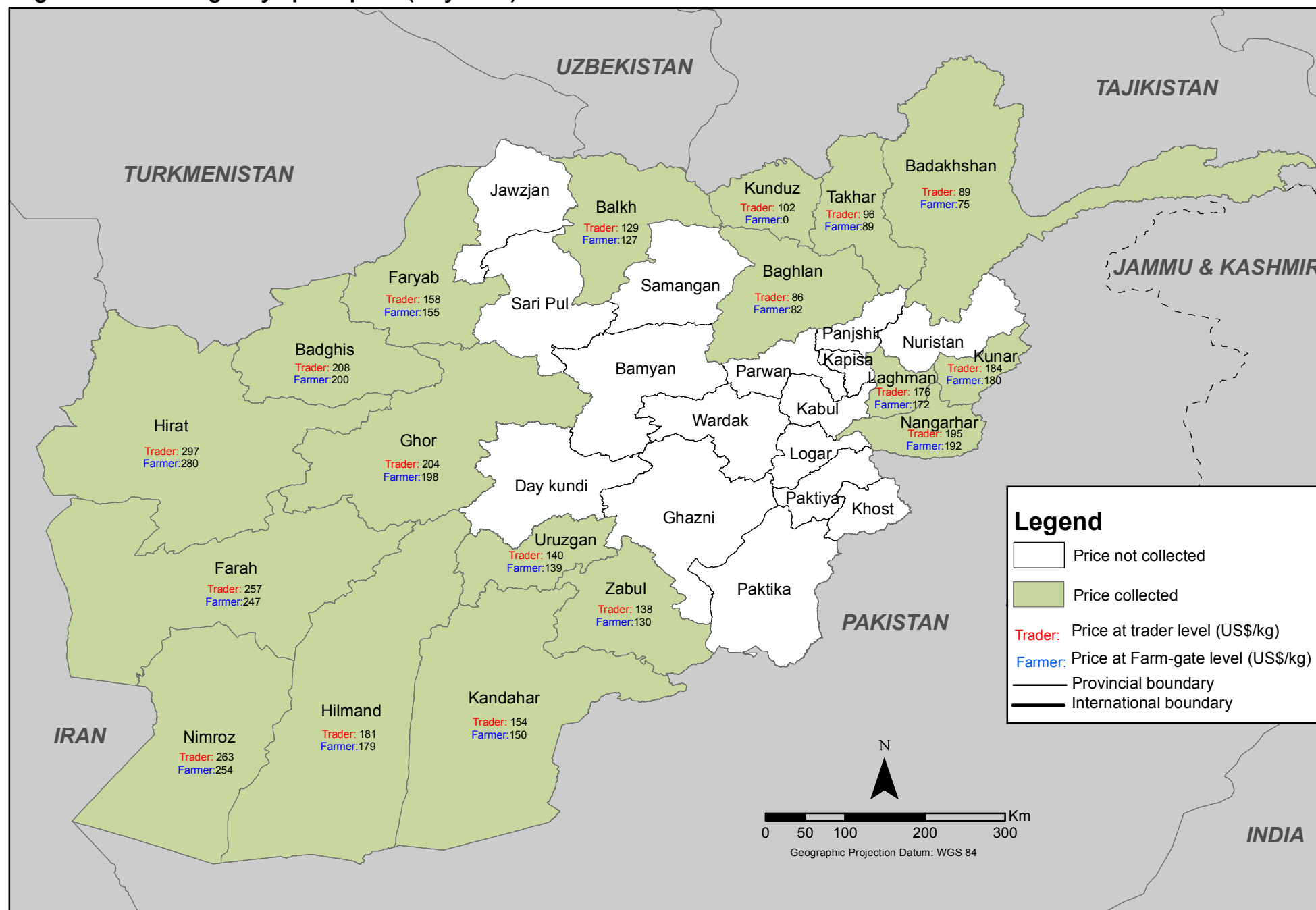
## **Methodology**

- Prices are collected in the last week of every month from around twenty farmers and equal numbers of trader prices are collected by MCN Survey coordinators generally from different farmers and traders each month; however the price data collection is sourced from a few known farmers and traders as well.
- Opium prices are collected from 18 of 34 provinces namely Badakhshan, Baghlan, Badghis, Balkh, Farah, Faryab, Ghor, Hilmand, Hirat, Kandahar, Kunar, Kunduz, Laghman, Nangarhar, Nimroz, Uruzgan, Takhar and Zabul. The prices of dry and fresh opium are collected from farmers (at farm-gate level) and traders (at trader level).
- Different varieties of heroin, morphine and cannabis resin prices are collected from six provinces of Afghanistan namely Badakhshan, Balkh, Hirat, Nangarhar, Kandahar and Takhar.
- Prices of some licit crops such as wheat, saffron, imported and local rice is also collected from six provinces of Afghanistan and included in this report.
- Prices of poppy seeds, cannabis seeds and acetic anhydride are included in the report as well.
- Different varieties of opium, heroin and hashish prices are also collected from Peshawar as well as Quetta province of Pakistan. Prices are collected and reported by UNODC office in Peshawar and Quetta in Pakistan.
- The prices are also presented in local currency for convenience of certain analysis; however the national average prices are presented in USD. At the regional level, average prices are reflected in local currency with exception of the Western region since prices are reported in two different currencies.
- Prices are reported in different currencies in different regions. The prices in Eastern region (Kunar, Laghman and Nangarhar) and Southern region (Kandahar, Hilmand, Uruzgan and Zabul) are reported in Pakistani rupees. In Northern (Balkh, Baghlan, Farayb) and North-eastern (Badakhshan, Kunduz, Takhar) regions, the prices are reported in Afghani. However, prices are reported in two different currencies namely Afghani and Iranian Tuman in Western region. The prices are converted in US\$ using the exchange rate from oanda.com site considering the rates on the same date the observation is made.

### **Number of observations of dry and fresh opium prices**

	Number of observations (n)		Number of provinces price collected
	Farm-gate price	Trader price	
<b>Dry Opium</b>	177	178	18
<b>Fresh Opium</b>	154	165	16

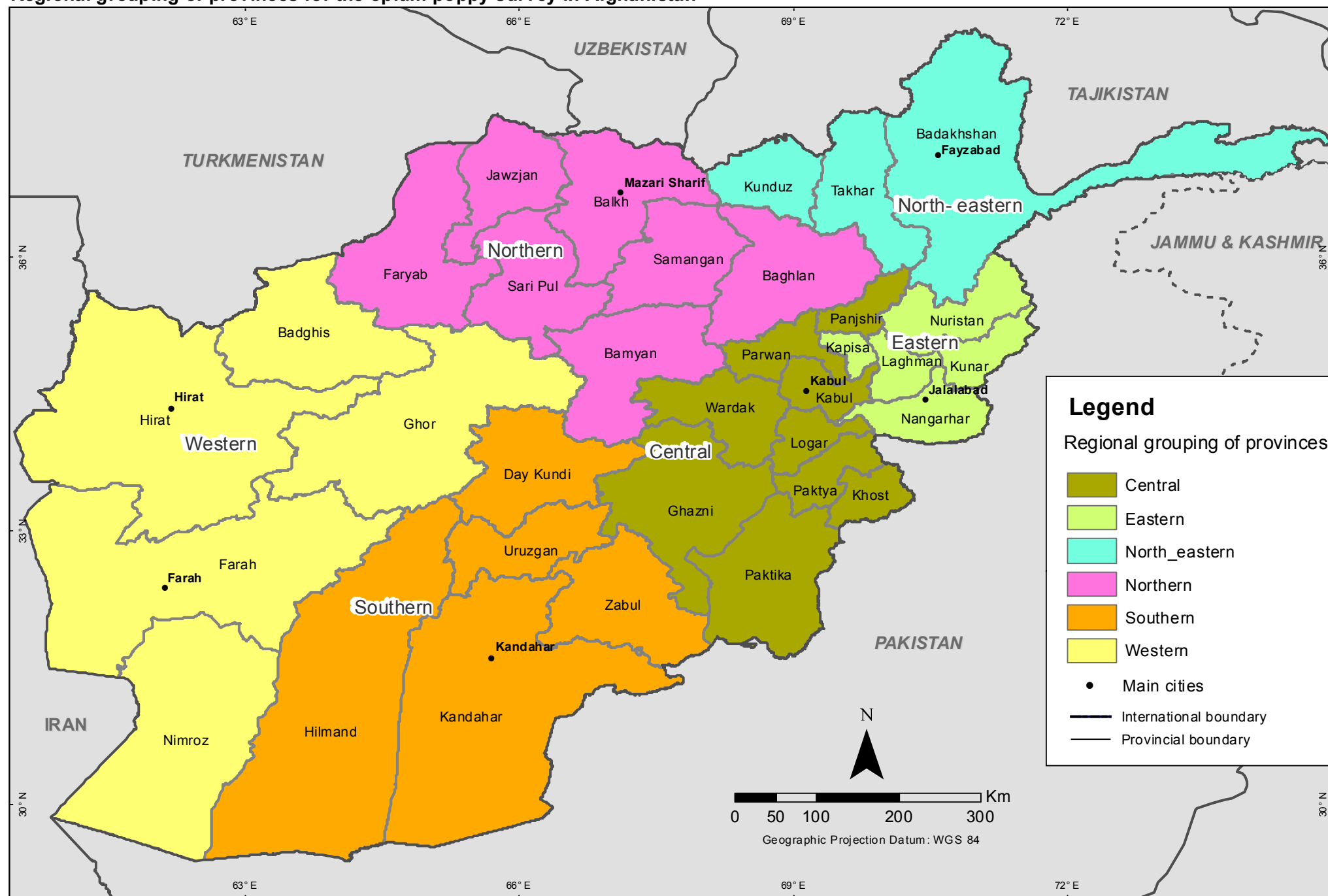
## Afghanistan: Average dry opium price (May 2015)



Source: Government of Afghanistan - National monitoring system implemented by MCN / UNODC

Note: The boundaries and names shown and the designations used on this map do not imply official endorsement or acceptance by the United Nations.

## Regional grouping of provinces for the opium poppy survey in Afghanistan



Source: Government of Afghanistan. National monitoring system implemented by UNODC

Note: The boundaries and names shown and the designations on this map do not imply official endorsement or acceptance by the United Nations.