



**Islamic Republic of Afghanistan  
Ministry of Counter Narcotics**



**UNODC**  
United Nations Office on  
Drugs and Crime

May 2014 مطابق جوزا 1393 هجری - شمسی

## **Afghanistan Drug Price Monitoring Monthly Report**



**Ministry of Counter Narcotics, Islamic Republic of Afghanistan, Kabul  
And  
United Nations Office on Drugs and Crime, Kabul**

## Abbreviations

MCN: Ministry of Counter Narcotics

UNODC: United Nations Office on Drugs and Crime

## ACKNOWLEDGEMENTS

The following organizations and individuals contributed to the drug price data collection and analysis and preparation of this report:

### ***Ministry of Counter-Narcotics:***

Mohammad Ibrahim Azhar (Deputy Minister), Haroon Rashid Sherzad (Deputy Minister), Mir Abdullah Sadat (Director of Narcotics Survey Directorate), Sayed Najibullah Ahmadi (Economic specialist) Saraj Ahmad (Deputy Director of Narcotics Survey Directorate), Nasir Ahmad (Deputy Director of Narcotics Survey Directorate) Mohammad Ajmal (Database Officer), Sayed Shahenshah (Quality Control and Digit Specialist), Mohammad Hakim Hayat (Eradication Reporter), Mujtaba (Data entry) Fazel Karim Alimi (Admin & Finance Officer).

***Survey Coordinators:*** Eshaq Masumi (Central Region), Mohammed Ishaq Anderabi (North-Eastern Region), Abdul Latif Ehsan (Western Region), Fida Mohammad (Northern Region), Khalil Ahmad (Southern Region) and Abdullah Dawodkhel (Eastern Region).

### ***United Nations Office on Drugs and Crime***

Devashish Dhar (International Project Coordinator), Abdul Manan Ahmadzai (Senior Survey Officer), Noor Mohammad Sadiq (Database Developer), Ahmad Jawid Ghiasee and Sayed Mehdi Sadat (Remote sensing analysts), Qahir Khan National Research Officer, Balochistan (Pakistan) and Shaukat Ullah Khan National Research Officer Peshawar (Pakistan)

***Survey Coordinators:*** Abdul Basir Basiret (Eastern Region), Bashir Ahmad Shakir (Southern Region), Sayd Ghawash Nayer (Western Region), Emran Mehrwarz (North-eastern Region), Rahimullah Omar (Central Region), Hashmatullah Atsek (Northern Region)

Drug price report in Afghanistan was made possible by financial contribution from the Governments of United States of America and United Kingdom.

## Drug price by year (May 2013 - May 2014)

- **Average<sup>1</sup> price of dry Opium in Afghanistan, (US\$/kg)**

<b>Dry Opium</b>	<b>May-13</b>	<b>May-14</b>	<b>Increase/ Decrease (%)</b>
<i>Farm-gate price (US\$/Kg)</i>	160	129	-19%
<i>Trader price (US\$/Kg)</i>	168	138	-18%

- **Average<sup>1</sup> price of fresh Opium in Afghanistan, (US\$/kg)**

<b>Fresh Opium</b>	<b>May-13</b>	<b>May-14</b>	<b>Increase/ Decrease (%)</b>
<i>Farm-gate price (US\$/Kg)</i>	132	108	-18%
<i>Trader price (US\$/Kg)</i>	147	113	-23%

- **Average<sup>1</sup> price of Heroin in Afghanistan, (US\$/kg)**

<b>Heroin</b>	<b>May-13</b>	<b>May-14</b>	<b>Increase/ Decrease (%)</b>
<i>High Quality</i>	3145	2705	-14%
<i>Medium Quality</i>	2060	1955	-5%

- **Average<sup>1</sup> price of Cannabis Resin in Afghanistan, (US\$/kg)**

<b>Types of cannabis resin</b>	<b>May-13</b>	<b>May-14</b>	<b>Increase/ Decrease (%)</b>
<i>Cannabis resin (Garda # 1) price (US\$/kg)</i>	98	97	-1%
<i>Cannabis resin (Garda # 2) price (US\$/kg)</i>	68	62	-9%
<i>Cannabis resin (Garda # 3) price (US\$/kg)</i>	30	32	+7%

- **Heroin and Hashish (best quality) prices in Peshawar, Pakistan (US\$/kg)**

<b>Best quality of Heroin/Hashish</b>	<b>May-13</b>	<b>May-14</b>	<b>Increase/Decrease (%)</b>
<i>Heroin - White (Injection) price (US\$/kg)</i>	4,291	3,369	-21%
<i>Hashish - (Garda # 1) price (US\$/kg)</i>	562	612	+9%

<sup>1</sup> Simple average of all observations

- **Heroin and Hashish (best quality) prices in Quetta, Pakistan (US\$/kg)**

Best quality of Heroin/Hashish	May-13	May-14	Increase/Decrease (%)
Heroin - High quality (Crystal) price (US\$/kg)	6,743	3,571	-47%
Hashish - High quality price (US\$/kg)	562	612	+9%

- **Average<sup>2</sup> price of Heroin, Opium and Hashish at consumer level in Afghanistan, (US\$/kg)**

Types of drugs	May-13	May-14	Increase/Decrease (%)
Heroin	5,255	5,246	-0.2%
Opium	369	292	-21%
Hashish	184	202	+10%

- **Average<sup>2</sup> price of Wheat, Cotton, Saffron, Imported and Local Rice in Afghanistan, (US\$/kg)**

Types of crops	May-13	May-14	Increase/Decrease (%)
Wheat	0.38	0.39	+3%
Cotton	1.4	1.5	+6%
Saffron	1,641	1,564	-5%
Rice (imported)*	1.5	1.4	-3%
Rice (local)*	0.9	0.7	-21%

- **Average<sup>2</sup> price of poppy and cannabis seeds in Afghanistan, (US\$/kg)**

Types of seeds	May-13	May-14	Increase/Decrease (%)
Cannabis seed	0.38	0.40	+4%
Poppy seed	0.54	0.57	+5%

- **Average<sup>2</sup> price of acetic anhydride in Afghanistan, (US\$/Lit )**

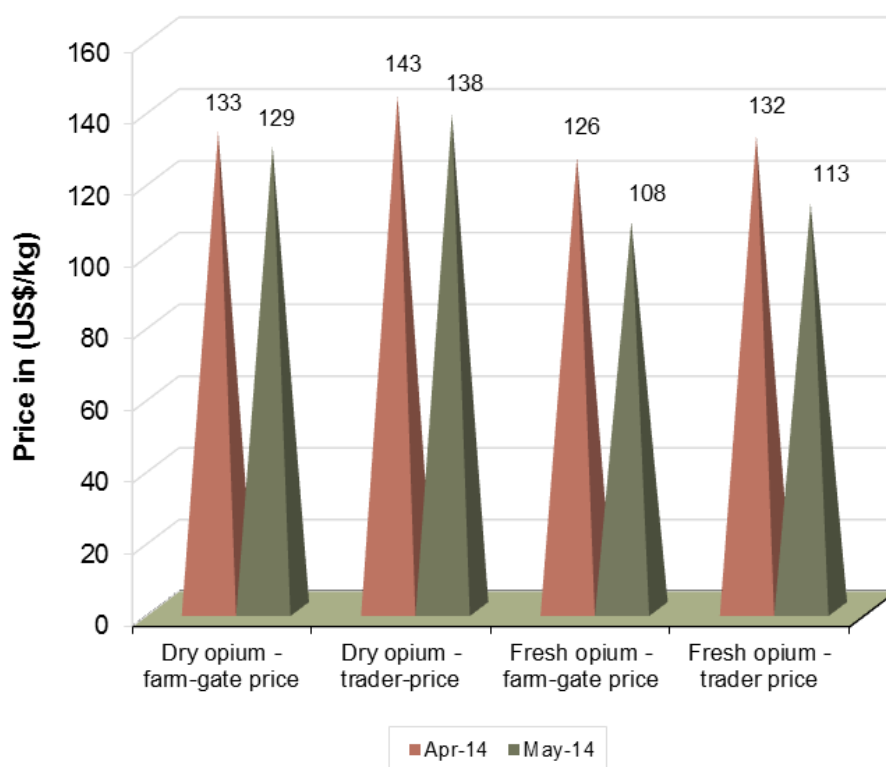
Variety of Acetic Anhydride	May-13	May-14	Increase/Decrease (%)
Acetic Anhydride - A*	200	285	+43%
Acetic Anhydride - B*	154	143	-7%
Acetic Anhydride - C*	149	133	-11%
Acetic Anhydride - D*	163	164	+0.2%
Acetic Anhydride - E*	159	148	-7%
Acetic Anhydride - F*	153	217	+41%

\* A, B, C, D, E, F represent different variety of acetic anhydride in Afghanistan.

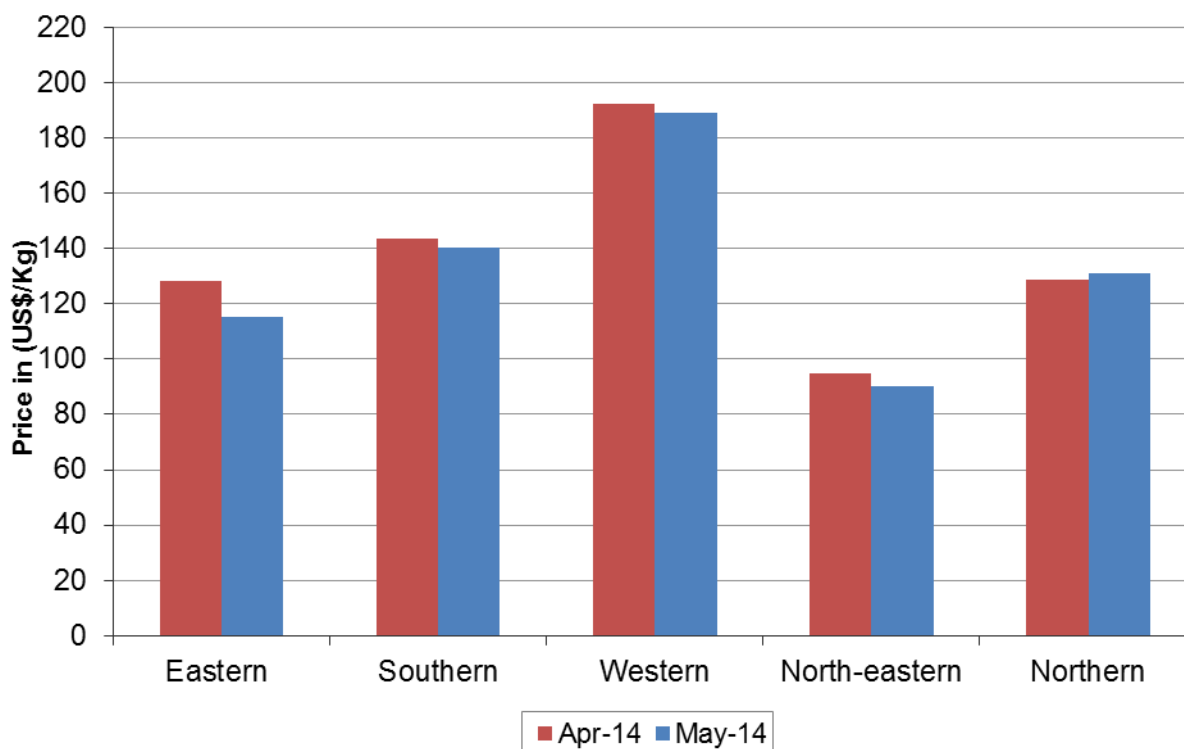
<sup>2</sup> Simple average of all observations

## Drug price by Month (April 2014 – May 2014)

### Price change of Dry Opium and Fresh Opium (April 2014 and May 2014)



### Regional average price of dry opium from traders (April 2014 – May 2014)

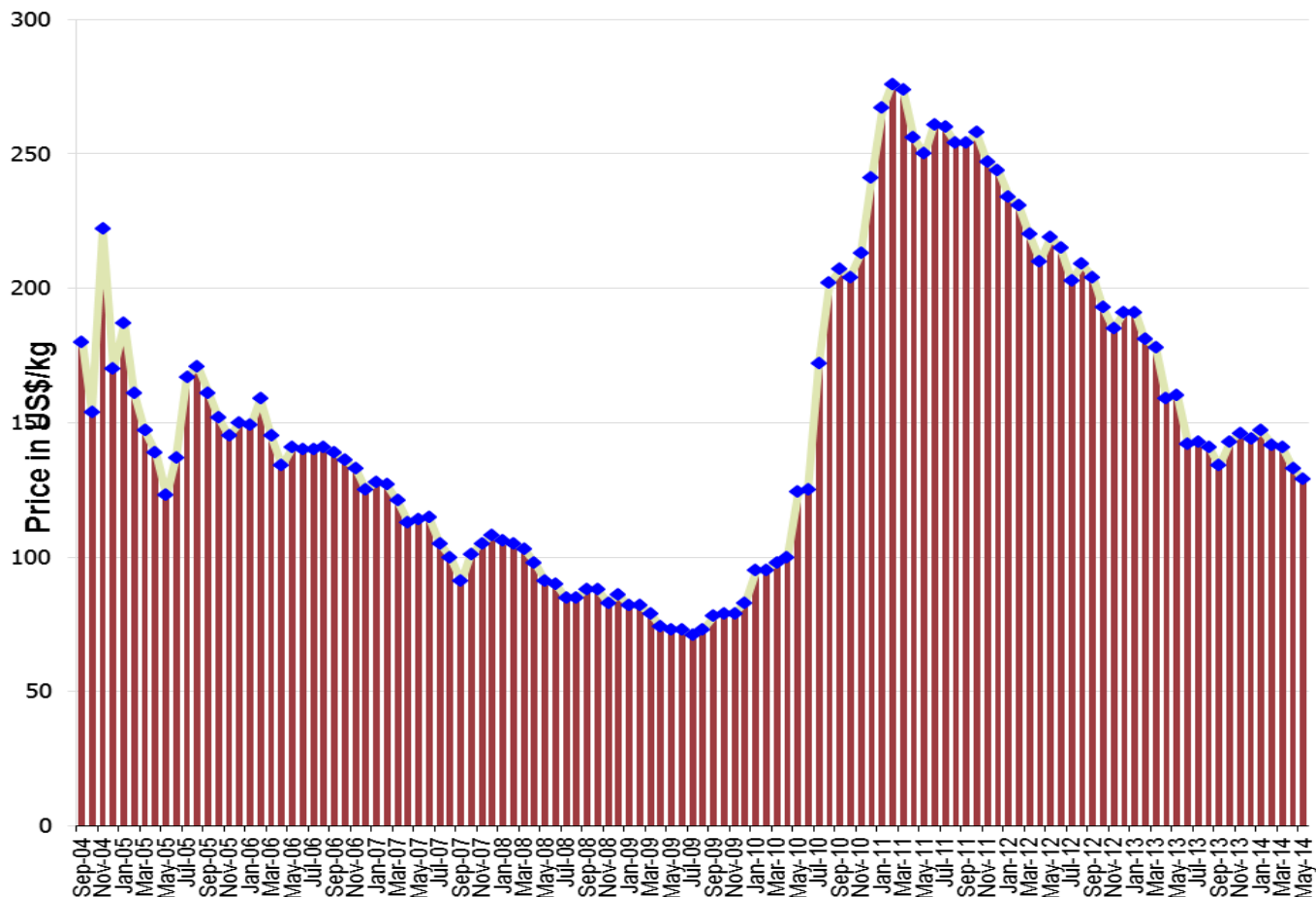


## DRY OPIUM

### FARM-GATE PRICE:

The national average price for one kilogram of dry opium in Afghanistan at the farm-gate level was **US\$ 129/kg** at the end of May 2014 which is **3.3%** Lower compared to price reported in April 2014 (**US\$ 133/kg**). The average dry opium price at the farm-gate level in May 2014 is **19%** lower than the price reported in May 2013 which was **US\$ 160/kg**. The dry opium price has a decreasing trend since February 2011.

**Graph 1: National <sup>2</sup>Average price of dry opium at farm-gate level from Sep 2004 to May 2014**



### Dry Opium (Chaynaki Quality):

#### FARM-GATE PRICE:

Price of opium (dry) was not found to be varying with quality in different regions. In Balkh and Hilmand provinces another quality of dry opium by the name of **Chaynaki** is available at Farm-gate and trader level. The **Chaynaki** quality of dry opium more air dried than other varieties. The average price of 1 kilogram of **Chaynaki** dry opium at Farm-gate level in Balkh province is **US\$ 166/kg** in May2014 showing an Increase of **3.6%** compared to the price reported in April 2014 (**US\$ 160**). The average price of 1 kilogram of **Chaynaki** dry opium at farm-gate level in Hilmand province is **US\$ 367/kg** in May 2014 with a decreased by **3.3%** compared to the price reported in April 2014 (**US\$ 379**).

**Table 1: Average<sup>2</sup> price of dry opium (Chaynaki quality) at farm-gate level (US\$/Kg)**

Dry Opium (Chaynaki quality)	Balkh		Change (May-Apr) %	Hilmand		Change (May-Apr) %
	Apr-14	May-14		Apr-14	May-14	
Farm-gate price (US\$/Kg)	160	166	+3.6%	379	367	-3.3%

<sup>2</sup> Simple average of all observations

## DRY OPIUM:

### TRADER PRICE

The national average dry opium price collected from traders was **US\$ 138/kg** at the end of May 2014 showing **3.4%** decrease compared to the price reported last month (April 2014) (**US\$ 143/kg**). The average dry opium price at trader level in May 2014 is **18%** lower than the price reported last year (May 2013) which was **US\$ 168/kg**.

Dry opium price collected from traders has increased by 2%, in Northern region, Price decreased by 10%, 5%, 3% and 2% in Eastern, North-eastern, Southern and Western regions respectively.

**Table 2: Regional average<sup>3</sup> price of dry opium collected from traders (US\$/Kg)**

Region	Price of Dry Opium (US\$/Kg)		Price change (%)
	Apr-14	May-14	
Eastern region (Kunar, Laghman, Nangarhar)	128	115	-10%
Southern region (Hilmand, Kandahar, Uruzgan, Zabul)	144	140	-3%
Western region (Badghis, Farah, Ghor, Hirat, Nimroz)	192	189	-2%
North-eastern region (Badakhshan, Kunduz, Takhar)	95	90	-5%
Northern region (Baghlan, Balkh, Faryab)	129	131	+2%
<b>Average</b>	<b>143</b>	<b>138</b>	<b>-3%</b>

### Dry Opium (Chaynaki Quality):

#### TRADER PRICE:

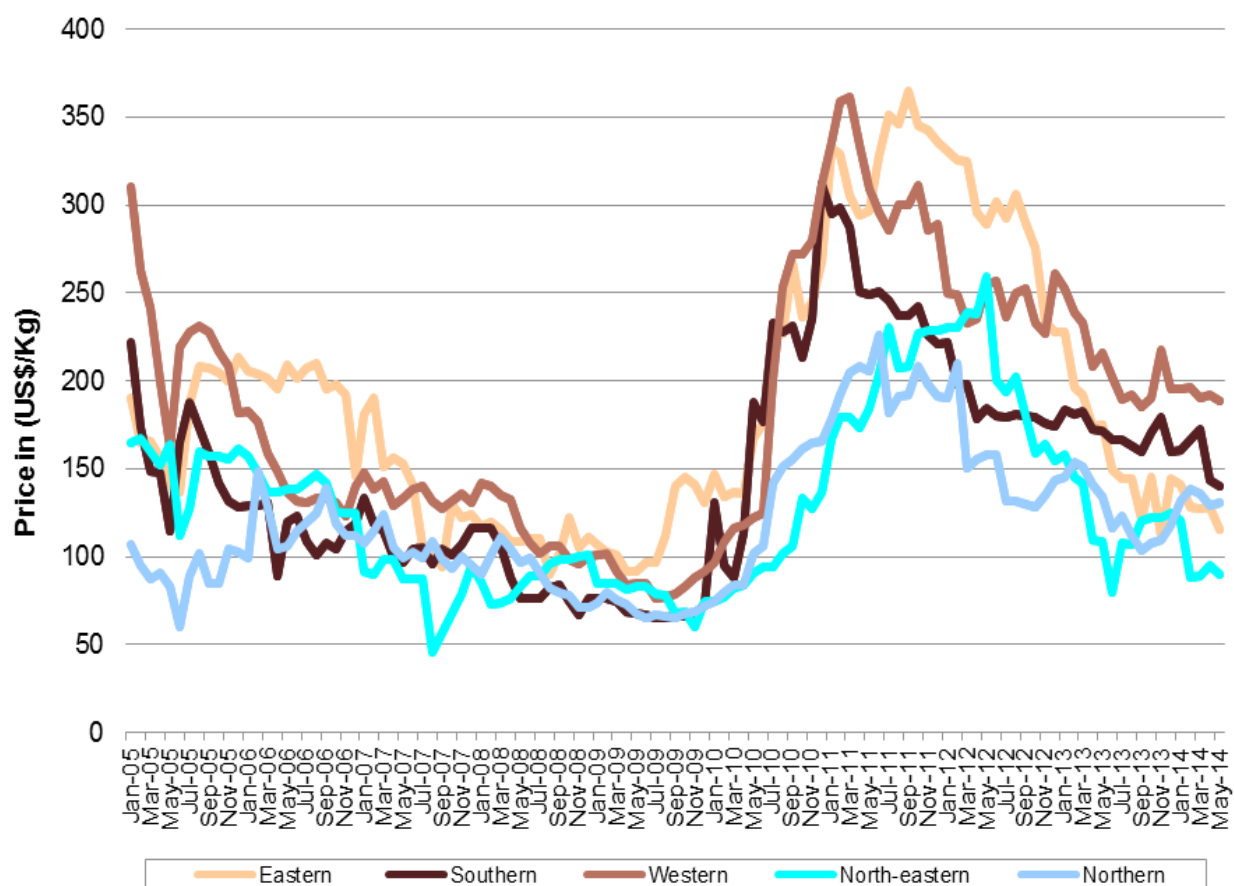
In Balkh province, the average price of 1 kilogram of **Chaynaki** dry opium at trader level is **US\$ 179/kg** in May 2014 showing an increase of **4.5%** compared to the price reported in April 2014 (**US\$ 171/kg**). In Hilmand province, the average price of 1 kilogram of **Chaynaki** dry opium at trader level is **US\$ 387/kg** in May 2014 decreased by **2.7%** compared to the price reported in April 2014 (**US\$ 397**)

**Table 3: Average<sup>3</sup> price of dry opium (Chaynaki quality) at trader level (US\$/Kg)**

Dry Opium (Chaynaki quality)	Balkh		Change (May-Apr) %	Hilmand		Change (May-Apr) %
	Apr-14	May-14		Apr-14	May-14	
Trader price (US\$/Kg)	171	179	+4.5%	397	387	-2.7%

<sup>3</sup> Simple average of all observations

**Graph 2: Regional average<sup>4</sup> price of dry opium from traders (January 2005 to May 2014)**



**Table 4: Regional average<sup>4</sup> price of dry opium at farm-gate and trader level in local currency**

		Price of 1 kg of Dry Opium in local currency					
		Apr-14		May-14			
Region	Local currency	Farm-gate	Trader	Farm-gate	Trader	Change at farm-gate level (May-Apr) (%)	Change at trader level (May-Apr) (%)
Eastern region (Kunar, Laghman, Nangarhar)	Pakistani Rupee	12,251	12,487	11,016	11,265	-10%	-10%
Southern region (Hilmand, Kandahar, Uruzgan, Zabul)	Pakistani Rupee	12,991	14,041	12,681	13,739	-2%	-2%
Western region (Badghis, Ghor) *	Afghani	10,416	10,814	9,792	10,190	-6%	-6%
Western region (Farah, Hirat, Nimroz) *	Imnianian Tuman	588,416	635,215	600,979	647,778	+2%	+2%
North-eastern region (Badakhshan, Kunduz, Takhar)	Afghani	4,216	5,426	4,183	5,174	-1%	-5%
Northern region (Baghlan, Balkh, Faryab)	Afghani	6,969	7,369	7,119	7,527	+2%	+2%

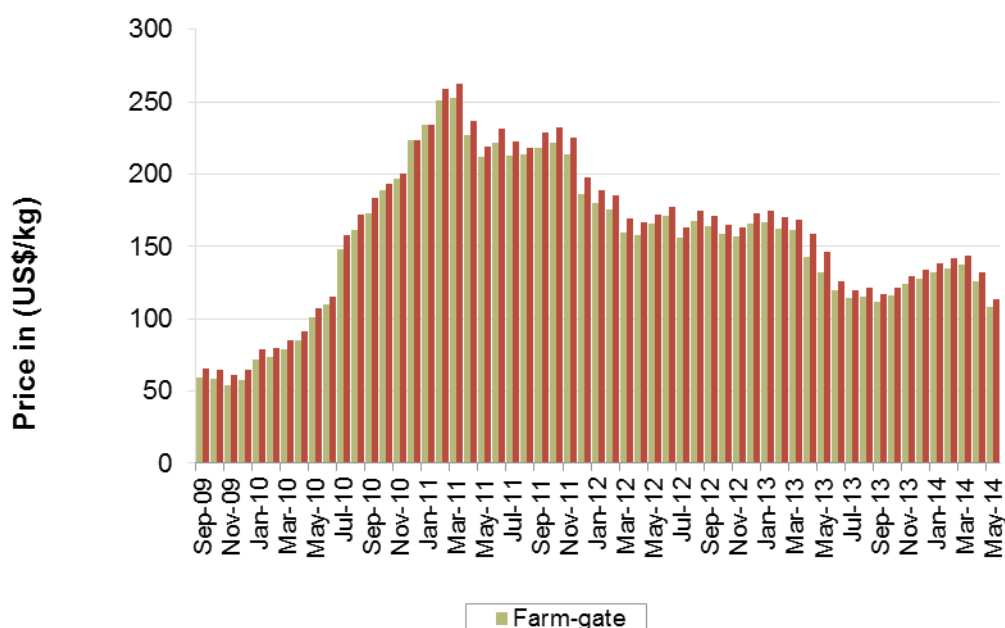
\* Western region is divided in two groups because of prices available in two currencies.

<sup>4</sup> Simple average of all observations

## FRESH OPIUM

At the end of May 2014, the national average price of fresh opium decreased by **14%** from **US\$ 126/kg** in April 2014 to **US\$ 108/kg in May 2014** at the farm-gate level. Similarly, the national average price of fresh opium at trader level decreased by **14.3%** from **US\$ 132/kg** in April 2014 to **US\$ 113/kg** this month (May 2014).

**Graph 3: National average<sup>5</sup> price of fresh opium at farm-gate and trader level, US\$/kg (August 2009 to May 2014)**



**Table 5: Regional average<sup>5</sup> price of fresh opium at farm-gate and trader level in local currency**

		Price of 1 kg of Fresh Opium in local currency					
		Apr-14		May-14			
Region	Local currency	Farm-gate	Trader	Farm-gate	Trader	Change at farm-gate level (May-Apr) (%)	Change at trader level (May-Apr) (%)
Eastern region (Kunar, Laghman, Nangarhar)	Pakistani Rupee	6,690	6,861	5,995	6,286	-10%	-8%
Southern region (Hilmand, Kandahar, Uruzgan, Zabul)	Pakistani Rupee	11,763	12,571	11,651	12,411	-1%	-1%
Western region (Badghis, Ghor) *	Afghani	7,668	7,918	6,986	7,236	-9%	-9%
Western region (Farah, Hirat, Nimroz) *	Imanian Tuman	504,623	525,234	478,645	499,256	-5%	-5%
North-eastern region (Badakhshan, Kunduz, Takhar)	Afghani	NA	NA	NA	NA	NA	NA
Northern region (Baghlan, Balkh, Faryab)	Afghani	6,100	6,481	6,327	6,731	+4%	+4%

\* Western region is divided in two groups because of prices available in two currencies

<sup>5</sup> Simple average of all observations

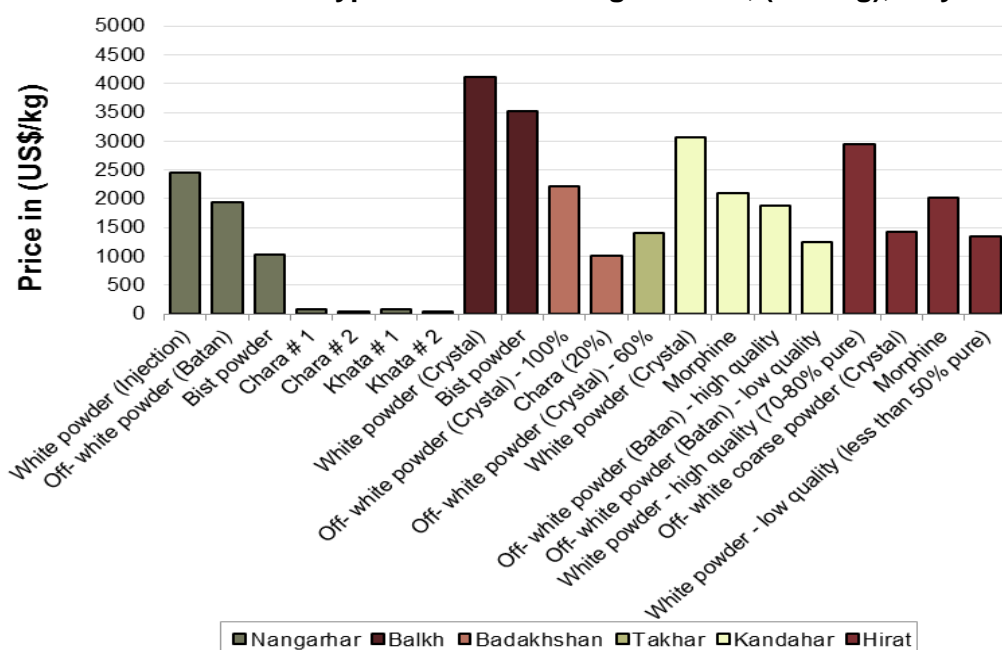
# HEROIN

There are several types of heroin available in Afghanistan with different quality. The prices of White powder (injection) in Nangarhar province, White powder (Crystal) in Kandahar and Balkh provinces, Off-white (Crystal)-100% in Badakhshan province and White powder-high quality (70-80% pure) in Hirat province are the most expensive heroin reported in Afghanistan. The cheapest heroin (**US\$ 30.6/kg**) is called as Khata # 2 reported in Nangarhar province.

**Table 7: Prices of different types of Heroin in Afghanistan,(US\$/kg), May 2013 – May 2014**

Province	Types of Heroin	May-13	Jun-13	Jul-13	Aug-13	Sep-13	Oct-13	Nov-13	Dec-13	Jan-14	Feb-14	Mar-14	Apr-14	May-14	Change (May-Apr) %
Badakhshan	Chara (20%)	1,090	1,333	1,322	1,326	1,556	2,185	1,709	1,753	1,224	1,094	1,095	1,104	1,009	-9%
	Off- white powder (Crystal) - 100%	3,305	3,198	3,173	3,182	3,423	3,462	4,113	4,219	3,585	3,281	3,286	2,408	2,220	-8%
Balkh	Best powder	3,269	3,392	3,247	3,359	3,381	3,503	3,517	3,389	3,512	3,590	3,621	3,509	3,514	+0.2%
	White powder (Crystal)	4,267	4,289	4,178	4,243	3,423	4,186	4,106	4,060	4,180	4,192	4,212	4,140	4,123	-0.4%
Hirat	Morphine	1,021	1,052	1,082	1,212	1,267	1,500	2,193	1,759	1,856	2,007	1,891	2,015	2,009	-0.3%
	Off- white coarse powder (Crystal)	1,305	1,380	1,591	2,061	1,943	2,100	2,618	2,043	2,041	1,997	1,563	1,346	1,339	+0%
	White powder - high quality (70-80% pure)	2,552	2,826	2,768	2,781	2,864	2,893	3,768	2,922	2,942	2,877	2,713	2,890	2,953	+2%
	White powder - low quality (less than 50% pure)	1,531	1,446	1,441	1,461	1,493	1,473	1,939	1,461	1,478	1,465	1,331	1,413	1,431	+1%
Kandahar	Morphine	2,043	2,040	2,089	2,120	1,981	2,073	2,046	2,000	2,007	2,077	2,165	2,062	2,099	+2%
	Off- white powder (Batan) - high quality	1,839	1,836	1,870	1,896	1,793	1,838	1,814	1,810	1,816	1,884	1,959	1,856	1,884	+2%
	Off- white powder (Batan) - low quality	1,226	1,224	1,244	1,264	1,179	1,225	1,209	1,143	1,147	1,237	1,237	1,237	1,249	+1%
	White powder (Crystal)	3,167	3,162	3,184	3,209	3,066	3,110	3,069	3,048	3,058	3,285	3,299	3,093	3,072	-1%
Nangarhar	Best powder	1,440	1,370	1,656	1,654	1,141	998	930	1,190	1,242	1,103	1,241	1,134	1,020	-10%
	Chara # 1	93	91	90	97	114	124	84	86	115	77	114	82	81.6	-1%
	Chara # 2	62	61	50	58	57	57	37	48	76	58	62	41	40.8	-1%
	Khata # 1	62	51	80	78	76	86	74	76	76	67	83	52	60	+16%
	Khata # 2	31	30	40	49	48	48	28	38	38	48	52	31	30.6	-1%
	Off- white powder (Batan)	2,365	2,284	2,811	2,773	2,663	2,566	1,860	1,905	1,911	1,726	1,964	2,062	1,938	-6%
	White powder (Injection)	3,599	3,502	3,814	3,893	3,139	3,041	2,604	2,571	2,676	2,686	2,895	2,577	2,447	-5%
Takhar	Off- white powder (Crystal) - 60%	1,979	1,919	1,904	1,909	2,517	2,545	2,708	2,779	2,099	2,038	2,041	1,606	1,413	-12%

**Graph 4: Prices of different types of heroin in Afghanistan, (US\$/kg), May 2014**



**Table 8: Prices of 1 kilogram of different types of Heroin in local currency**

			Prices of 1 kg of different types of heroin in local currency		
Province	Types of heroin	Local currency	Apr-14	May-14	Change (May-Apr) %
Badakhshan	Chara (20%)	Afghani	62,920	58,000	-8%
	Off- white powder (Crystal) - 100%	Afghani	137,280	127,600	-7%
Balkh	Bist powder	Afghani	200,000	202,000	+1.0%
	White powder (Crystal)	Afghani	236,000	237,000	+0.4%
Hirat	Morphine	Iranian Tuman	6,589,000	6,600,000	+0%
	Off- white coarse powder (Crystal)	Iranian Tuman	4,400,000	4,400,000	+0%
	White powder - high quality (70-80% pure)	Iranian Tuman	9,450,000	9,700,000	+3%
	White powder - low quality (less than 50% pure)	Iranian Tuman	4,620,000	4,700,000	+2%
Kandahar	Morphine	Pakistani Rupee	200,000	205,000	+3%
	Off- white powder (Batan) - high quality	Pakistani Rupee	180,000	184,000	+2%
	Off- white powder (Batan) - low quality	Pakistani Rupee	120,000	122,000	+2%
	White powder (Crystal)	Pakistani Rupee	300,000	300,000	+0%
Nangarhar	Bist powder	Pakistani Rupee	110,000	100,000	-9%
	Chara # 1	Pakistani Rupee	8,000	8,000	+0%
	Chara # 2	Pakistani Rupee	4,000	4,000	+0%
	Khata # 1	Pakistani Rupee	5,000	6,000	+20%
	Khata # 2	Pakistani Rupee	3,000	3,000	+0%
	Off- white powder (Batan)	Pakistani Rupee	200,000	190,000	-5%
	White powder (Injection)	Pakistani Rupee	250,000	240,000	-4%
Takhar	Off- white powder (Crystal) - 60%	Pakistani Rupee	91520	81200	-11%

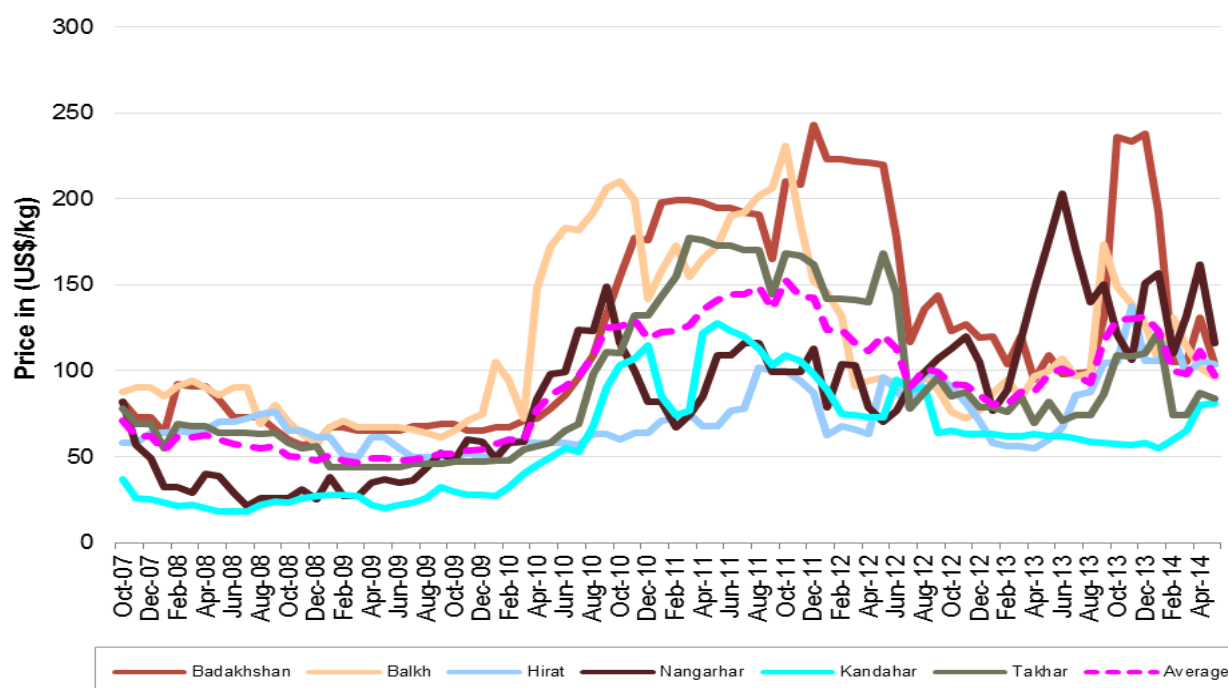
## CANNABIS RESIN:

There are mainly three types of cannabis resin available in Afghanistan namely Garda # 1, # 2 and # 3 with quality as best, moderate and fair respectively. Garda # 1 (Shirak) in Badakhshan province was the most expensive cannabis resin because of its pure quality however, the price has been decreased significantly in the month of March due to low demand and increasing security check points. Earlier Garda # 1 (Jooshi) of Balkh province was most expensive and popular because of its high quality however it lost its demand due to its blending with lower quality hashish.

**Table 9: Prices of different types of cannabis resin in Afghanistan, (US\$/kg), May 2013 - May 2014**

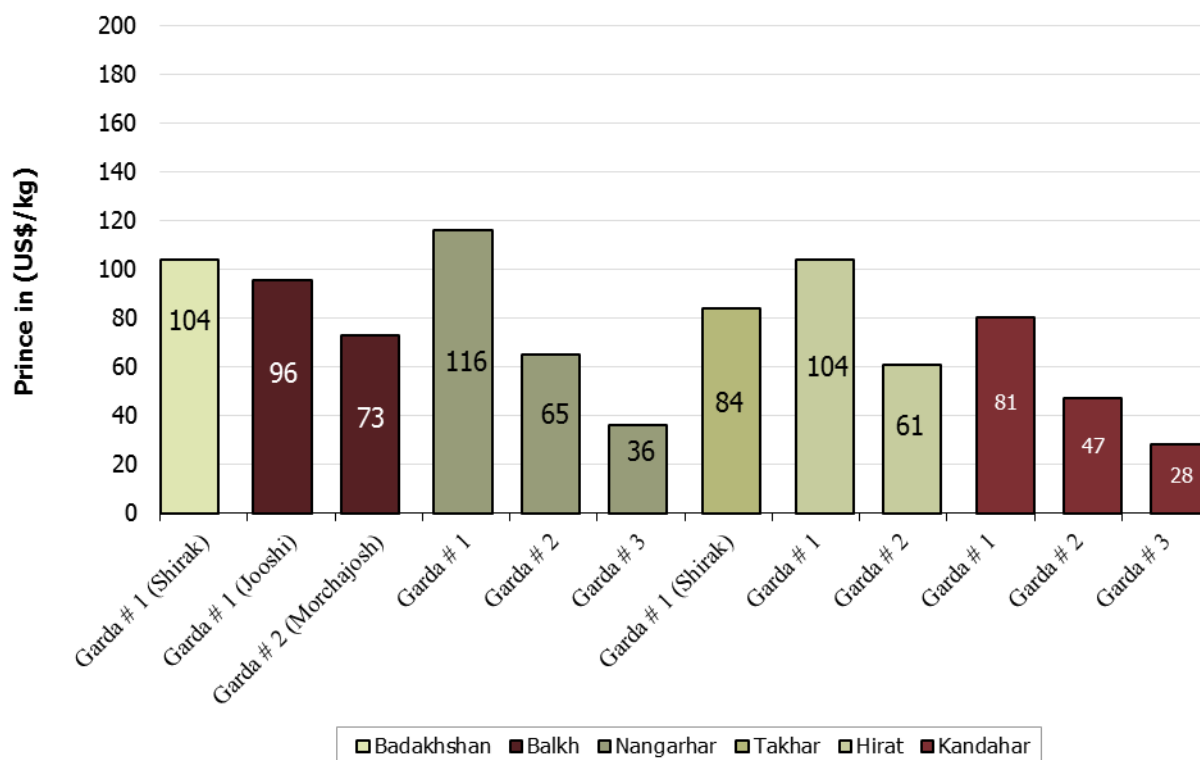
Province	Types of cannabis resin	May-13	Jun-13	Jul-13	Aug-13	Sep-13	Oct-13	Nov-13	Dec-13	Jan-14	Feb-14	Mar-14	Apr-14	May-14	Change (May-Apr) %
Badakhshan	Garda # 1 (Shirak)	109	98	98.7	99	130	236	233	238	192	105	105	131	104	-21%
Balkh	Garda # 1 (Jooshi)	100	107	97	99	173	149	138	127	114	131	114	102	96	-6%
	Garda # 2 (Morchajosh)	85	89	70	74	139	114	112	97	88	96	87	79	73	-7%
Hirat	Garda # 1	60	67	86	88	104	105	137	106	106	120	98	106	104	-2%
	Garda # 2	54	58	60	62	69	70	86	67	53	67	58	53	61	+15%
Kandahar	Garda # 1	62	62	61	59	58	58	57	58	55	60	65	80	81	+1%
	Garda # 2	45	44	44	43	42	41	41	42	39	39	46	47	47	+0%
	Garda # 3	23	23	22	22	21	21	21	21	19	20	25	27	28	+3%
Nangarhar	Garda # 1	176	203	171	140	150	121	106	151	157	110	132	162	116	-28%
	Garda # 2	88	116	114	98	68	54	60	89	96	82	88	74	65	-11%
	Garda # 3	37	43	57	29	27	27	27	34	41	34	44	44	36	-18%
Takhar	Garda # 1 (Shirak)	82	71	74	74	87	109	108	110	122	74	74	87	84	+4%

**Graph 5: Average<sup>6</sup> price of cannabis resin (Garda # 1, best quality) in US\$/kg, Oct 2007 - May 2014**



<sup>6</sup> Simple average of all observations

**Graph 6: Prices of different types of cannabis resin in Afghanistan, (US\$/kg), May 2014**



**Table 10: Prices of 1 kilogram of different types of cannabis resin in Afghanistan in local currency, April 2014 – May 2014**

			Prices of 1 kg of different types of cannabis resin in local currency		Change (May-Apr) %
Province	Types of cannabis resin	Local currency	Apr-14	May-14	
Badakhshan	Garda # 1 (Shirak)	Afghani	7,500	6,000	-20%
Balkh	Garda # 1 (Jooshi)	Afghani	5,800	5,500	-5%
	Garda # 2 (Morchajosh)	Afghani	4,500	4,200	-7%
Hirat	Garda # 1	Iranian Tuman	346,800	342,000	-1%
	Garda # 2	Iranian Tuman	173,000	200,000	+16%
Kandahar	Garda # 1	Pakistani Rupee	7,778	7,889	+1%
	Garda # 2	Pakistani Rupee	4,600	4,644	+1%
	Garda # 3	Pakistani Rupee	2,667	2,778	+4%
Nangarhar	Garda # 1	Pakistani Rupee	15,714	11,428	-27%
	Garda # 2	Pakistani Rupee	7,142	6,428	-10%
	Garda # 3	Pakistani Rupee	4,285	3,571	-17%
Takhar	Garda # 1 (Shirak)	Afghani	5,000	4,800	-4%

## LICIT CROPS:

Prices of wheat, cotton, saffron, rice (imported) and rice (local) collected in six provinces of Afghanistan are shown in below table.

**Table 11: Prices of wheat, cotton, saffron, imported and local rice in Afghanistan in local currency, May 2014**

Province	Types of crops	Price/Kg in Pakistani Rupee (PRs)	Price/Kg in Afghani (AFs)	Price/Kg in (US\$)
Badakhshan	Wheat	-	20	0.3
Badakhshan	Rice Imported	-	85	1.5
Badakhshan	Rice Local	-	40	0.7
Balkh	Wheat	-	21	0.4
Balkh	Cotton	-	48	0.8
Balkh	Rice Imported	-	85	1.5
Balkh	Rice Local	-	50	0.9
Hirat	Wheat	-	25	0.4
Hirat	Cotton	-	90	1.6
Hirat	Saffron	-	90,000	1,564
Hirat	Rice Imported	-	80	1.4
Hirat	Rice Local	-	50	0.9
Kandahar	Wheat	50	-	0.5
Kandahar	Cotton	185	-	1.9
Kandahar	Rice Imported	140	-	1.4
Nangarhar	Wheat	36	-	0.4
Nangarhar	Cotton	178	-	1.8
Nangarhar	Rice Imported	135	-	1.4
Nangarhar	Rice Local	47	-	0.5
Takhar	Wheat	-	18	0.3
Takhar	Rice Imported	-	80	1.4
Takhar	Rice Local	-	35	0.6

**Table 12: Prices of wheat, cotton, saffron, imported and local rice in Afghanistan, (US\$/kg), May 2013 – May 2014**

Types of crops	May-13	Jun-13	Jul-13	Aug-13	Sep-13	Oct-13	Nov-13	Dec-13	Jan-14	Feb-14	Mar-14	Apr-14	May-14	Increase/Decrease (%)
Wheat	0.38	0.36	0.35	0.35	0.34	0.35	0.39	0.41	0.41	0.38	0.40	0.41	0.39	-5%
Cotton	1.4	1.4	1.4	1.4	1.3	1.3	1.3	1.4	1.4	1.4	1.6	1.5	1.5	+3%
Saffron	1,641	1,510	1,492	1,500	1,470	1,488	1,388	1,419	1,405	1,307	1,397	1,404	1,564	+11%
Rice (Imported)	1.5	1.4	1.4	1.4	1.4	1.4	1.4	1.5	1.5	1.4	1.4	1.5	1.4	-4%
Rice (Local)	0.9	0.9	0.9	0.9	0.9	0.9	1.0	1.0	0.8	0.8	0.7	0.8	0.7	-8%

## CANNABIS AND POPPY SEEDS:

Prices of cannabis and poppy seeds collected from eighteen provinces of Afghanistan are tabulated below.

**Table 13: Prices of cannabis and poppy seeds in local currency, April 2014 – May 2014**

Province	Types of seed	Local currency	Prices of 1 kg of cannabis seed and poppy seed in local currency		Change (Apr-Mar) (%)
			Apr-14	May-14	
Badakhshan	Poppy seed	Afghani	22	25	+14%
	Cannabis seed	Afghani	18	20	+11%
Baghlan	Poppy seed	Afghani	28	30	+7%
	Cannabis seed	Afghani	15	15	+0%
Balkh	Poppy seed	Afghani	30	30	+0%
	Cannabis seed	Afghani	14	15	+7%
Farah	Poppy seed	Afghani	38	38	+0%
	Cannabis seed	Afghani	35	35	+0%
Faryab	Poppy seed	Afghani	75	70	-7%
	Cannabis seed	Afghani	20	20	+0%
Hilmand	Poppy seed	Afghani	36	36	+0%
	Cannabis seed	Afghani	22	22	+0%
Hirat	Poppy seed	Afghani	40	40	+0%
	Cannabis seed	Afghani	41	41	+0%
Kabul	Poppy seed	Afghani	27	20	-26%
Kandahar	Poppy seed	Afghani	38	38	+0%
	Cannabis seed	Afghani	22	22	+0%
Kapisa	Poppy seed	Afghani	21	20	-5%
Kunar	Poppy seed	Pakistani Ruppee	42	42	+0%
Laghman	Poppy seed	Pakistani Ruppee	50	42	-16%
Logar	Cannabis seed	Afghani	39	30	-23%
Nangarhar	Poppy seed	Pakistani Ruppee	43	40	-7%
	Cannabis seed	Pakistani Ruppee	13	14	+8%
Paktya	Cannabis seed	Afghani	24	22	-8%
Takhar	Poppy seed	Afghani	25	27	+8%
	Cannabis seed	Afghani	12	14	+17%
Uruzgan	Poppy seed	Afghani	38	38	+0%
	Cannabis seed	Afghani	18	18	+0%
Zabul	Poppy seed	Afghani	40	40	+0%
	Cannabis seed	Afghani	24	24	+0%

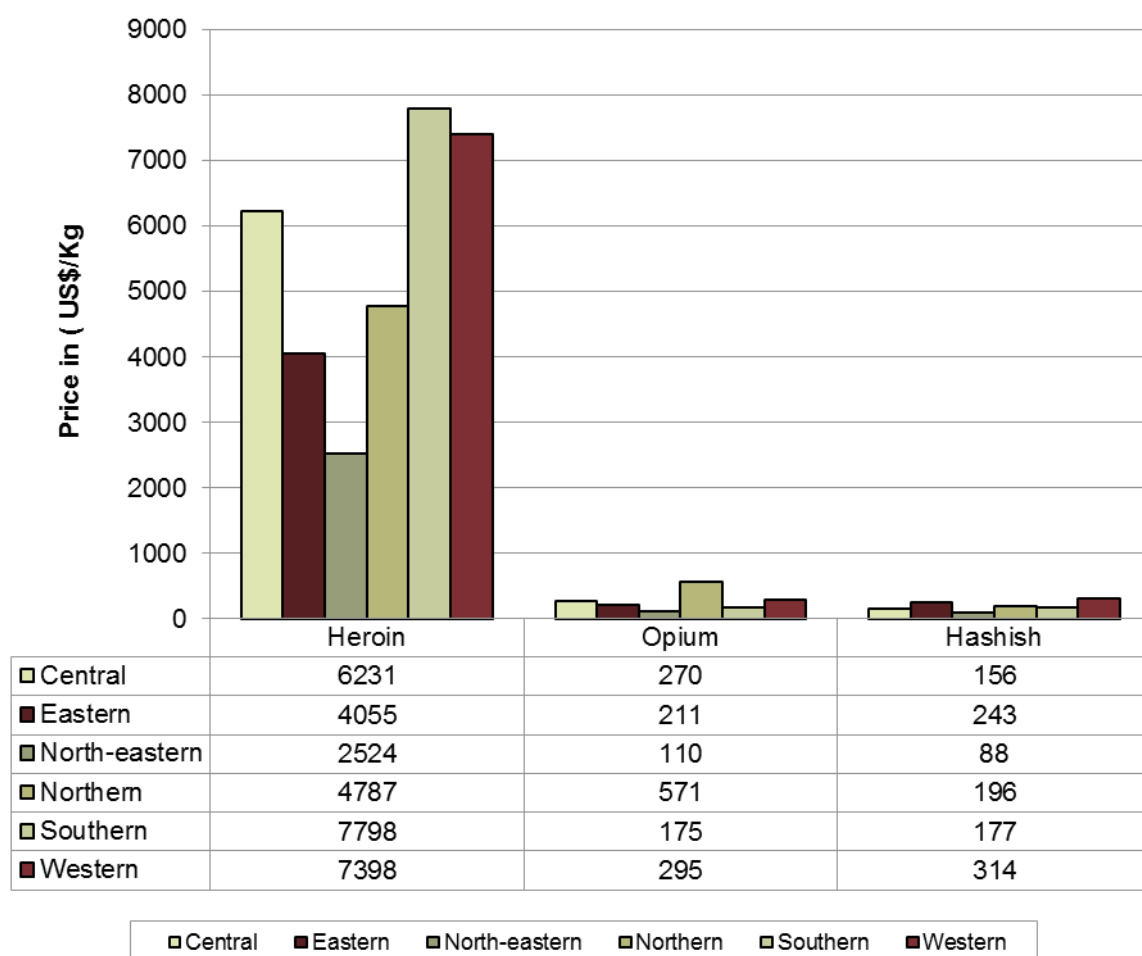
**Table 13: Prices of cannabis and poppy seeds in Afghanistan, (US\$/kg), May 2013 – May 2014**

Types of seeds	May-13	Jun-13	Jul-13	Aug-13	Sep-13	Oct-13	Nov-13	Dec-13	Jan-14	Feb-14	Mar-14	Apr-14	May-14	Increase/Decrease (%)
Cannabis seed	0.38	0.40	0.41	0.40	0.38	0.40	0.41	0.44	0.34	0.37	0.37	0.39	0.40	+1%
Poppy seed	0.54	0.59	0.58	0.57	0.55	0.58	0.61	0.69	0.54	0.60	0.59	0.58	0.57	-2%

## PRICES OF HEROIN, OPIUM AND HASHISH AT CONSUMER LEVEL:

The consumer prices of heroin, opium and hashish collected from different regions of Afghanistan are as below. The quality of product varies widely in different regions.

**Graph 7: Regional average<sup>7</sup> prices of heroin, opium and hashish at consumer level in (US\$/Kg), May 2014**



**Table 15: Average<sup>8</sup> prices of Heroin, Opium and Hashish at consumer level in Afghanistan, (US\$/kg), May 2013 - May 2014**

Types of drug	Average prices in (US\$/kg)													Change (May-Apr) (%)
	May-13	Jun-13	Jul-13	Aug-13	Sep-13	Oct-13	Nov-13	Dec-13	Jan-14	Feb-14	Mar-14	Apr-14	May-14	
Heroin	5,255	5,374	5,431	5,337	4,664	5,218	5,318	5,261	4,718	5,389	5,538	5,277	5,246	-1%
Opium	369	328	305	306	309	319	327	330	323	427	336	329	292	-11%
Hashish	184	173	174.5	174	198	203	206	220	197	204	214	206	202	-2%

<sup>7</sup> Simple average of all observations

## PRICES OF DRUGS IN PAKISTAN:

The prices of different types of opium, heroin and hashish reported from Peshawar and Quetta in Pakistan are as below:

### A. PESHAWAR

#### OPIUM:

There are three types of dry opium namely Opium - Afghanistan (opium of Afghanistan), Opium - Terra and Opium - Tapa (adulterated) available in Peshawar, Pakistan. Opium-Terra is the most expensive opium reported in Peshawar.

**Table 14: Prices of different types of opium in Peshawar, Pakistan in (US\$/Kg):**

Types of opium	May-13	Jun-13	Jul-13	Aug-13	Sep-13	Oct-13	Nov-13	Dec-13	Jan-14	Feb-14	Mar-14	Apr-14	May-14	Change (May-Apr) %
Opium - Terra	409	388	370	351	332	323	307	304	267	264	289	290	286	-1%
Opium - Afghanistan	327	316	300	293	275	266	261	266	220	216	233	232	227	-2%
Opium - Tapa (adulterated)	276	265	240	225	209	204	195	195	177	173	191	185	185	0%

#### HEROIN:

There are three types of heroin namely White (Injection), Yellow (Batan) and Saada (Ordinary) available in Peshawar, Pakistan. White (injection) type is the most expensive heroin reported in Peshawar.

**Table 15: Prices of different types of heroin in Peshawar, Pakistan in (US\$/Kg):**

Types of heroin	May-13	Jun-13	Jul-13	Aug-13	Sep-13	Oct-13	Nov-13	Dec-13	Jan-14	Feb-14	Mar-14	Apr-14	May-14	Change (May-Apr) %
Heroin - White (Injection)	4,291	4,335	4,198	4,150	3,989	4,040	3,908	3,943	2,864	2,925	3,204	3,290	3,369	+2%
Heroin - Yellow (Batan)	4,087	4,131	3,998	3,954	3,799	3,849	3,722	3,800	2,673	2,733	2,997	3,085	3,165	+3%
Heroin - Saada (Ordinary)	2,350	2,295	2,249	2,197	2,089	2,120	2,047	2,071	1,623	1,650	1,798	1,799	1,837	+2%

#### HASHISH:

There are three types of hashish namely Hashish - Garda # 1, # 2 and # 3 available in Peshawar, Pakistan. Hashish-Garda#1 is the most expensive hashish reported in Peshawar.

**Table 16: Prices of different types of Hashish in Peshawar, Pakistan in (US\$/Kg):**

Types of hashish	May-13	Jun-13	Jul-13	Aug-13	Sep-13	Oct-13	Nov-13	Dec-13	Jan-14	Feb-14	Mar-14	Apr-14	May-14	Change (May-Apr) %
Hashish - Garda # 1	562	581	565	586	617	646	614	618	535	547	594	596	612	+3%
Hashish - Garda # 2	470	479	480	459	465	475	456	456	449	446	486	483	490	+1%
Hashish - Garda # 3	409	418	420	410	408	418	400	399	372	379	408	401	393	-2%

**Table 17: Prices of different types of drugs in Peshawar, Pakistan in local currency, (Pak Rupee/kg):**

		Price in (Pakistani Rupee)/kg	
Types of drugs	Apr-14	May-14	Change (May-Apr) %
Opium -Afghanistan	22,600	22,200	-2%
Opium -Tapa (Adulterated)	18,000	18,100	+1%
Opium –Terra	28,200	28,000	-1%
Heroin -White (Injection)	320,000	330,000	+3%
Heroin -Yellow (Batan)	300,000	310,000	+3%
Heroin -Saada (Ordinary)	175,000	180,000	+3%
Hashish -Garda # 1	58,000	60,000	+3%
Hashish -Garda # 2	47,000	48,000	+2%
Hashish -Garda # 3	39,000	38,500	-1%

## B. QUETTA

### OPIUM:

**Table 18: Prices of different quality of opium in Quetta, Pakistan in (US\$/Kg):**

Quality of opium	May-13	Jun-13	Jul-13	Aug-13	Sep-13	Oct-13	Nov-13	Dec-13	Jan-14	Feb-14	Mar-14	Apr-14	May-14	Change (May-Apr) %
High quality	593	560	480	457	437	428	415	431	334	336	360	388	367	-5%
Medium quality	511	458	420	389	380	380	369	383	267	254	267	276	265	-4%
Low quality	439	407	380	369	342	333	323	336	210	211	226	235	224	-4%

### HEROIN:

**Table 19: Prices of different quality of heroin in Quetta, Pakistan in (US\$/Kg):**

Quality of heroin	May-13	Jun-13	Jul-13	Aug-13	Sep-13	Oct-13	Nov-13	Dec-13	Jan-14	Feb-14	Mar-14	Apr-14	May-14	Change (May-Apr) %
High quality (Crystal)	6,743	6,361	5,898	5591	5318	5133	4847	4985	3628	3453	3599	3673	3571	-3%
Medium quality	3,933	3,664	3,399	3209	3039	2946	2862	2972	2864	2877	3085	3061	3061	0%
Low quality	2,299	2,036	1,999	1945	1899	1853	1754	1821	1671	1678	1799	1837	1786	-3%

### HASHISH:

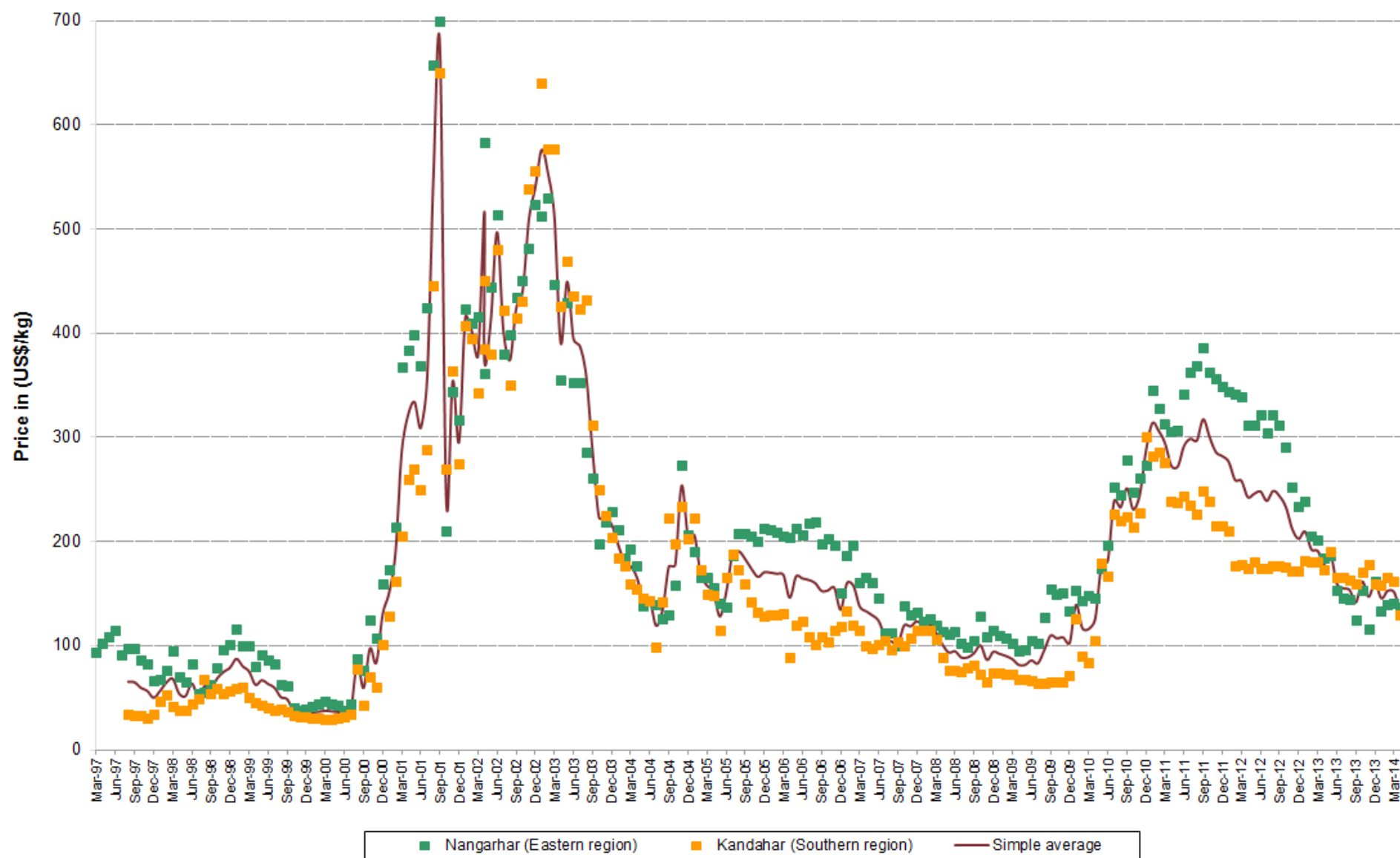
**Table 20: Prices of different quality of Hashish in Quetta, Pakistan in (US\$/Kg):**

Quality of hashish	May-13	Jun-13	Jul-13	Aug-13	Sep-13	Oct-13	Nov-13	Dec-13	Jan-14	Feb-14	Mar-14	Apr-14	May-14	Change (May-Apr) %
High quality	562	509	470	447	418	418	406	431	535	537	566	612	612	+0%
Medium quality	460	448	430	408	380	361	342	355	458	432	463	490	510	+4%

**Table 21: Prices of different types of drugs in Quetta, Pakistan in local currency, (Pak Rupee/kg):**

Types of drugs	Price in (Pakistani Rupee)/kg		
	Apr-14	May-14	Change (May-Apr) %
Opium -High quality	38,000	36,000	-5%
Opium -Medium quality	27,000	26,000	-4%
Opium -Low quality	23,000	22,000	-4%
Heroin -High quality (Crystal)	360,000	350,000	-3%
Heroin -Medium quality	300,000	300,000	+0%
Heroin -Low quality	180,000	175,000	-3%
Hashish -High quality	60,000	60,000	+0%
Hashish -Medium quality	48,000	50,000	+4%

Graph 8: Average price of dry opium collected from traders in Nangarhar and Kandahar provinces (US\$/Kg), Mar 1997 – May 2014



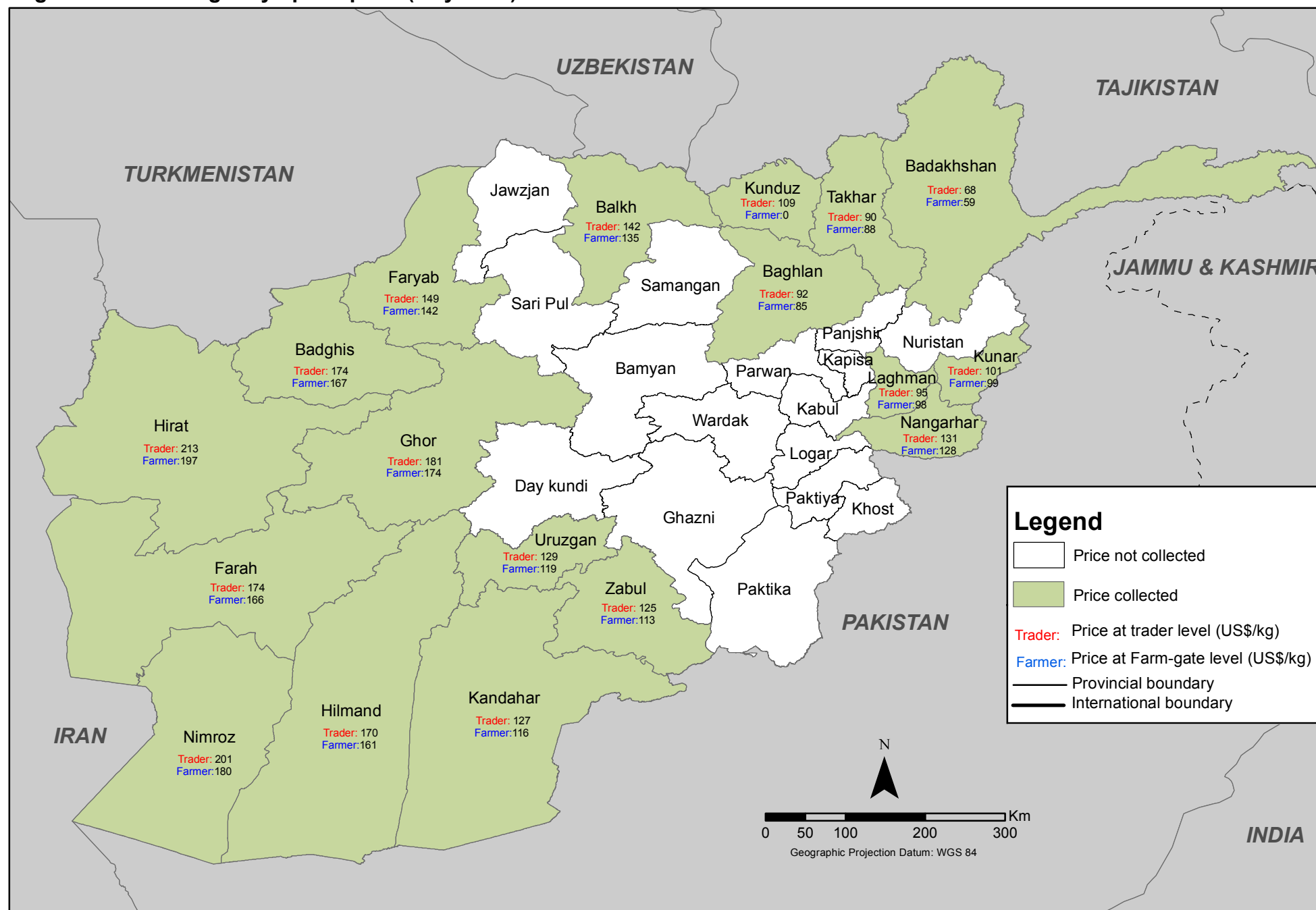
## **Methodology**

- Prices are collected in the last week of every month from around twenty farmers and equal numbers of trader prices are collected by MCN Survey coordinators generally from different farmers and traders each month; however the price data collection is sourced from a few known farmers and traders as well.
- Opium prices are collected from 18 of 34 provinces namely Badakhshan, Baghlan, Badghis, Balkh, Farah, Faryab, Ghor, Hilmand, Hirat, Kandahar, Kunar, Kunduz, Laghman, Nangarhar, Nimroz, Uruzgan, Takhar and Zabul. The prices of dry and fresh opium are collected from farmers (at farm-gate level) and traders (at trader level).
- Different varieties of heroin, morphine and cannabis resin prices are collected from six provinces of Afghanistan namely Badakhshan, Balkh, Hirat, Nangarhar, Kandahar and Takhar.
- Prices of some licit crops such as wheat, saffron, imported and local rice is also collected from six provinces of Afghanistan and included in this report.
- Prices of poppy seeds, cannabis seeds and acetic anhydride are included in the report as well.
- Different varieties of opium, heroin and hashish prices are also collected from Peshawar as well as Quetta province of Pakistan. Prices are collected and reported by UNODC office in Peshawar and Quetta in Pakistan.
- The prices are also presented in local currency for convenience of certain analysis; however the national average prices are presented in USD. At the regional level, average prices are reflected in local currency with exception of the Western region since prices are reported in two different currencies.
- Prices are reported in different currencies in different regions. The prices in Eastern region (Kunar, Laghman and Nangarhar) and Southern region (Kandahar, Hilmand, Uruzgan and Zabul) are reported in Pakistani rupees. In Northern (Balkh, Baghlan, Farayb) and North-eastern (Badakhshan, Kunduz, Takhar) regions, the prices are reported in Afghani. However, prices are reported in two different currencies namely Afghani and Iranian Tuman in Western region. The prices are converted in US\$ using the exchange rate from oanda.com site considering the rates on the same date the observation is made.

### **Number of observations of dry and fresh opium prices**

	Number of observations (n)		Number of provinces price collected
	Farm-gate price	Trader price	
<b>Dry Opium</b>	182	182	18
<b>Fresh Opium</b>	120	119	12

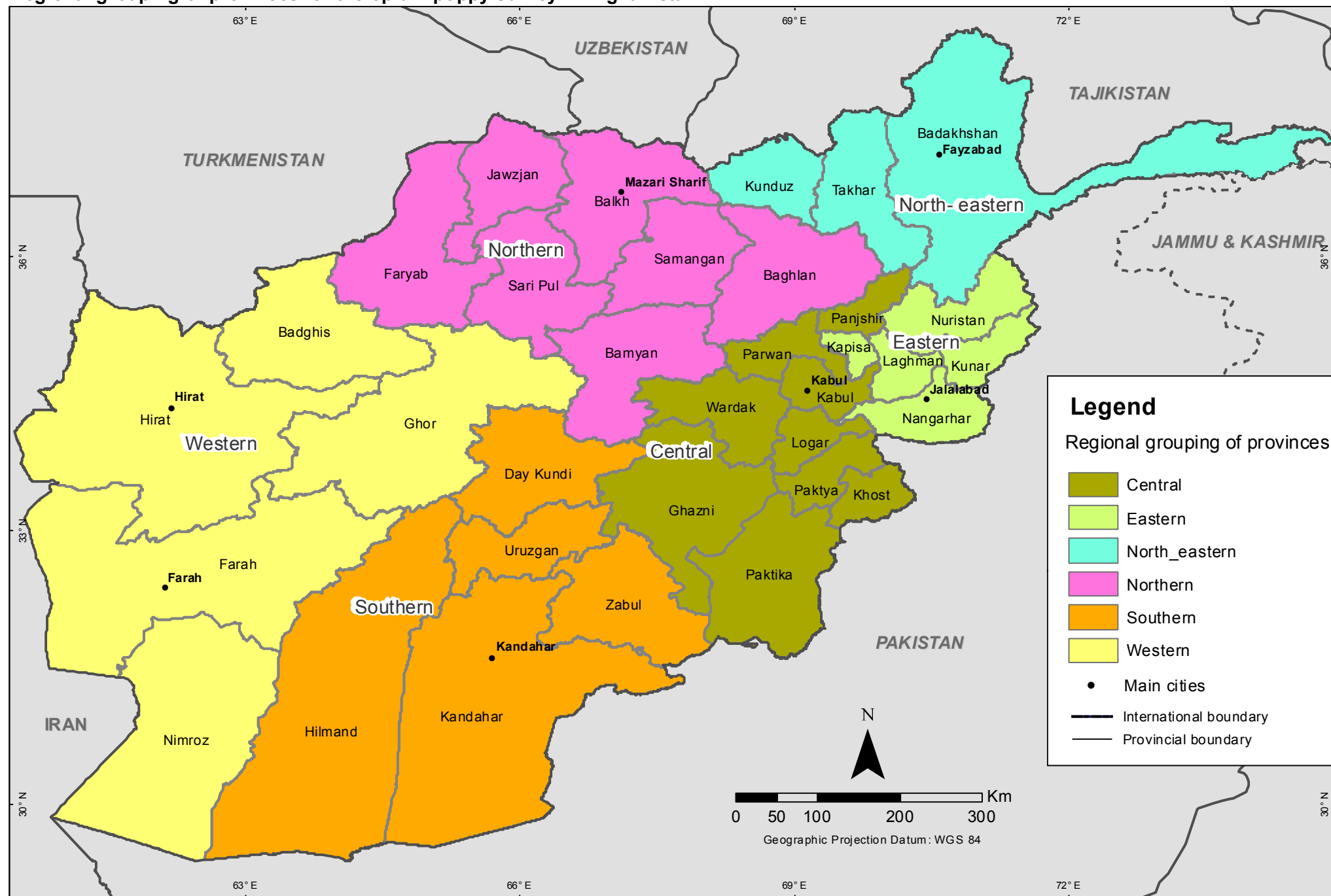
# Afghanistan: Average dry opium price (May 2014)



Source: Government of Afghanistan - National monitoring system implemented by MCN / UNODC

Note: The boundaries and names shown and the designations used on this map do not imply official endorsement or acceptance by the United Nations.

# Regional grouping of provinces for the opium poppy survey in Afghanistan



Source: Government of Afghanistan. National monitoring system implemented by UNODC

Note: The boundaries and names shown and the designations on this map do not imply official endorsement or acceptance by the United Nations.