



**Islamic Republic of Afghanistan
Ministry of Counter Narcotics**



UNODC
United Nations Office on
Drugs and Crime

March 2014 مطابق حمل ۱۳۹۳، هجری - شمسی

Afghanistan Drug Price Monitoring Monthly Report



**Ministry of Counter Narcotics, Islamic Republic of Afghanistan, Kabul
And
United Nations Office on Drugs and Crime, Kabul**

Abbreviations

MCN: Ministry of Counter Narcotics

UNODC: United Nations Office on Drugs and Crime

ACKNOWLEDGEMENTS

The following organizations and individuals contributed to the drug price data collection and analysis and preparation of this report:

Ministry of Counter-Narcotics:

Mohammad Ibrahim Azhar (Deputy Minister), Haroon Rashid Sherzad (Deputy Minister), Mir Abdullah Sadat (Director of Narcotics Survey Directorate), Sayed Najibullah Ahmadi (Economic specialist) Saraj Ahmad (Deputy Director of Narcotics Survey Directorate), Nasir Ahmad (Deputy Director of Narcotics Survey Directorate) Mohammad Ajmal (Database Officer), Sayed Shahenshah (Quality Control and Digit Specialist), Mohammad Hakim Hayat (Eradication Reporter), Mujtaba (Data entry) Fazel Karim Alimi (Admin & Finance Officer).

Survey Coordinators: Eshaq Masumi (Central Region), Mohammed Ishaq Anderabi (North-Eastern Region), Abdul Latif Ehsan (Western Region), Fida Mohammad (Northern Region), Khalil Ahmad (Southern Region) and Abdullah Dawodkhel (Eastern Region).

United Nations Office on Drugs and Crime

Devashish Dhar (International Project Coordinator), Abdul Manan Ahmadzai (Senior Survey Officer), Noor Mohammad Sadiq (Database Developer), Ahmad Jawid Ghiasee and Sayed Mehdi Sadat (Remote sensing analysts), Qahir Khan National Research Officer, Balochistan (Pakistan) and Shaukat Ullah Khan National Research Officer Peshawar (Pakistan)

Survey Coordinators: Abdul Basir Basiret (Eastern Region), Bashir Ahmad Shakir (Southern Region), Sayd Ghawash Nayer (Western Region), Emran Mehrwarz (North-eastern Region), Rahimullah Omar (Central Region), Hashmatullah Atsek (Northern Region)

Drug price report in Afghanistan was made possible by financial contribution from the Governments of United States of America and United Kingdom.

Drug price by year (March 2013 - March 2014)

- **Average¹ price of dry Opium in Afghanistan, (US\$/kg)**

| Dry Opium | Mar-13 | Mar-14 | Increase/ Decrease (%) |
|----------------------------------|---------------|---------------|-------------------------------|
| <i>Farm-gate price (US\$/Kg)</i> | 178 | 141 | -21% |
| <i>Trader price (US\$/Kg)</i> | 185 | 149 | -19% |

- **Average¹ price of fresh Opium in Afghanistan, (US\$/kg)**

| Fresh Opium | Mar-13 | Mar-14 | Increase/ Decrease (%) |
|----------------------------------|---------------|---------------|-------------------------------|
| <i>Farm-gate price (US\$/Kg)</i> | 161 | 137 | -15% |
| <i>Trader price (US\$/Kg)</i> | 168 | 144 | -14% |

- **Average¹ price of Heroin in Afghanistan, (US\$/kg)**

| Heroin | Mar-13 | Mar-14 | Increase/ Decrease (%) |
|-----------------------|---------------|---------------|-------------------------------|
| <i>High Quality</i> | 3293 | 3074 | -7% |
| <i>Medium Quality</i> | 2142 | 1994 | -7% |

- **Average¹ price of Cannabis Resin in Afghanistan, (US\$/kg)**

| Types of cannabis resin | Mar-13 | Mar-14 | Increase/ Decrease (%) |
|---|---------------|---------------|-------------------------------|
| <i>Cannabis resin (Garda # 1) price (US\$/kg)</i> | 87 | 98 | +13% |
| <i>Cannabis resin (Garda # 2) price (US\$/kg)</i> | 52 | 70 | +35% |
| <i>Cannabis resin (Garda # 3) price (US\$/kg)</i> | 20 | 35 | +75% |

- **Heroin and Hashish (best quality) prices in Peshawar, Pakistan (US\$/kg)**

| Best quality of Heroin/Hashish | Mar-13 | Mar-14 | Increase/Decrease (%) |
|---|---------------|---------------|------------------------------|
| <i>Heroin - White (Injection) price (US\$/kg)</i> | 4,893 | 3,204 | -35% |
| <i>Hashish - (Garda # 1) price (US\$/kg)</i> | 670 | 594 | -11% |

¹ Simple average of all observations

- **Heroin and Hashish (best quality) prices in Quetta, Pakistan (US\$/kg)**

| Best quality of Heroin/Hashish | Mar-13 | Mar-14 | Increase/Decrease (%) |
|---|--------|--------|-----------------------|
| Heroin - High quality (Crystal) price (US\$/kg) | 6,570 | 3,599 | -45% |
| Hashish - High quality price (US\$/kg) | 513 | 566 | +10% |

- **Average² price of Heroin, Opium and Hashish at consumer level in Afghanistan, (US\$/kg)**

| Types of drugs | Mar-13 | Mar-14 | Increase/Decrease (%) |
|----------------|--------|--------|-----------------------|
| Heroin | 5,004 | 5,538 | +11% |
| Opium | 447 | 336 | -25% |
| Hashish | 179 | 214 | +20% |

- **Average² price of Wheat, Cotton, Saffron, Imported and Local Rice in Afghanistan, (US\$/kg)**

| Types of crops | Mar-13 | Mar-14 | Increase/Decrease (%) |
|------------------|--------|--------|-----------------------|
| Wheat | 0.43 | 0.40 | -7% |
| Cotton | 1.43 | 1.6 | +9% |
| Saffron | 1,689 | 1,397 | -17% |
| Rice (imported)* | 1.42 | 1.4 | +2% |
| Rice (local)* | 1.0 | 0.7 | -25% |

- **Average² price of poppy and cannabis seeds in Afghanistan, (US\$/kg)**

| Types of seeds | Mar-13 | Mar-14 | Increase/Decrease (%) |
|----------------|--------|--------|-----------------------|
| Cannabis seed | 0.42 | 0.37 | -11% |
| Poppy seed | 0.67 | 0.59 | -12% |

- **Average² price of acetic anhydride in Afghanistan, (US\$/Lit)**

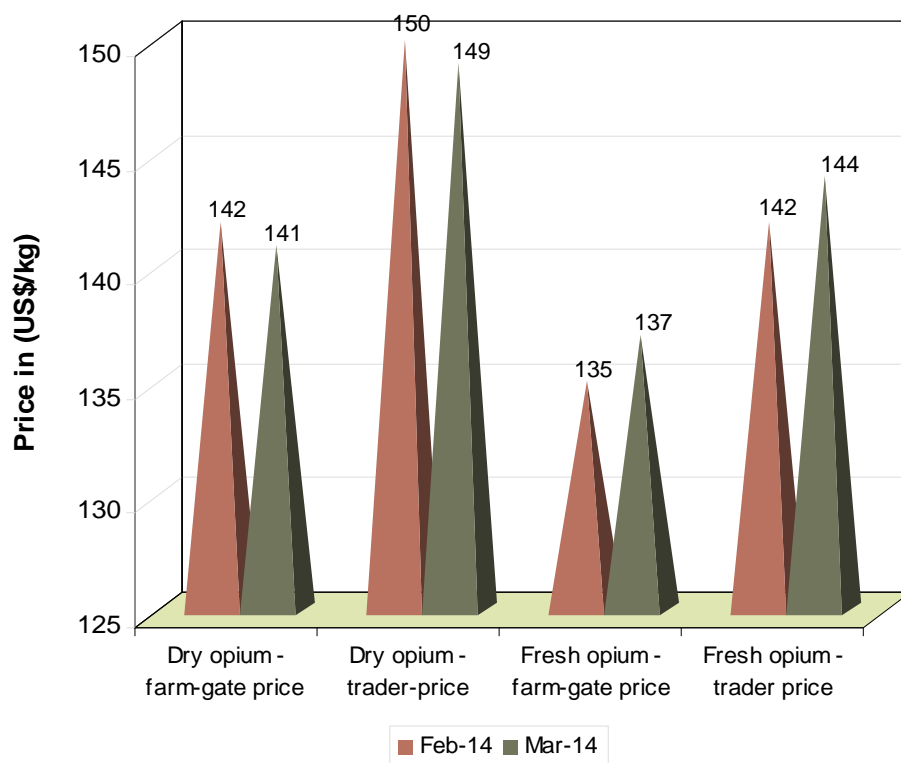
| Variety of Acetic Anhydride | Mar-13 | Mar-14 | Increase/Decrease (%) |
|-----------------------------|--------|--------|-----------------------|
| Acetic Anhydride - A* | 220 | 209 | -5% |
| Acetic Anhydride - B* | 183 | 98 | -46% |
| Acetic Anhydride - C* | 173 | 83 | -52% |
| Acetic Anhydride - D* | 175 | 168 | -4% |
| Acetic Anhydride - E* | 172 | 139 | -19% |
| Acetic Anhydride - F* | 161 | 162 | +0.1% |

* A, B, C, D, E, F represent different variety of acetic anhydride in Afghanistan.

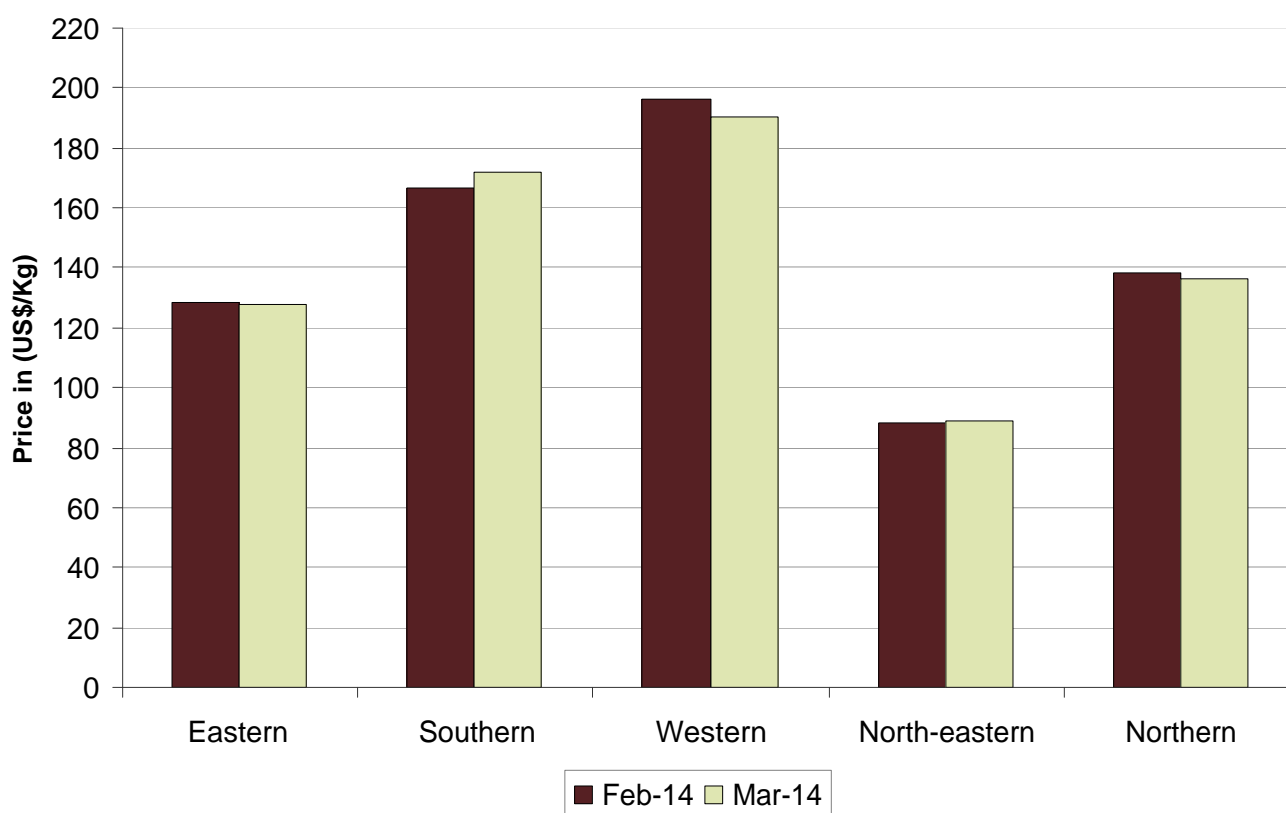
² Simple average of all observations

Drug price by Month (February 2014 – March 2014)

Price change of Dry Opium and Fresh Opium (February 2014 and March 2014)



Regional average price of dry opium from traders (February 2014 – March 2014)

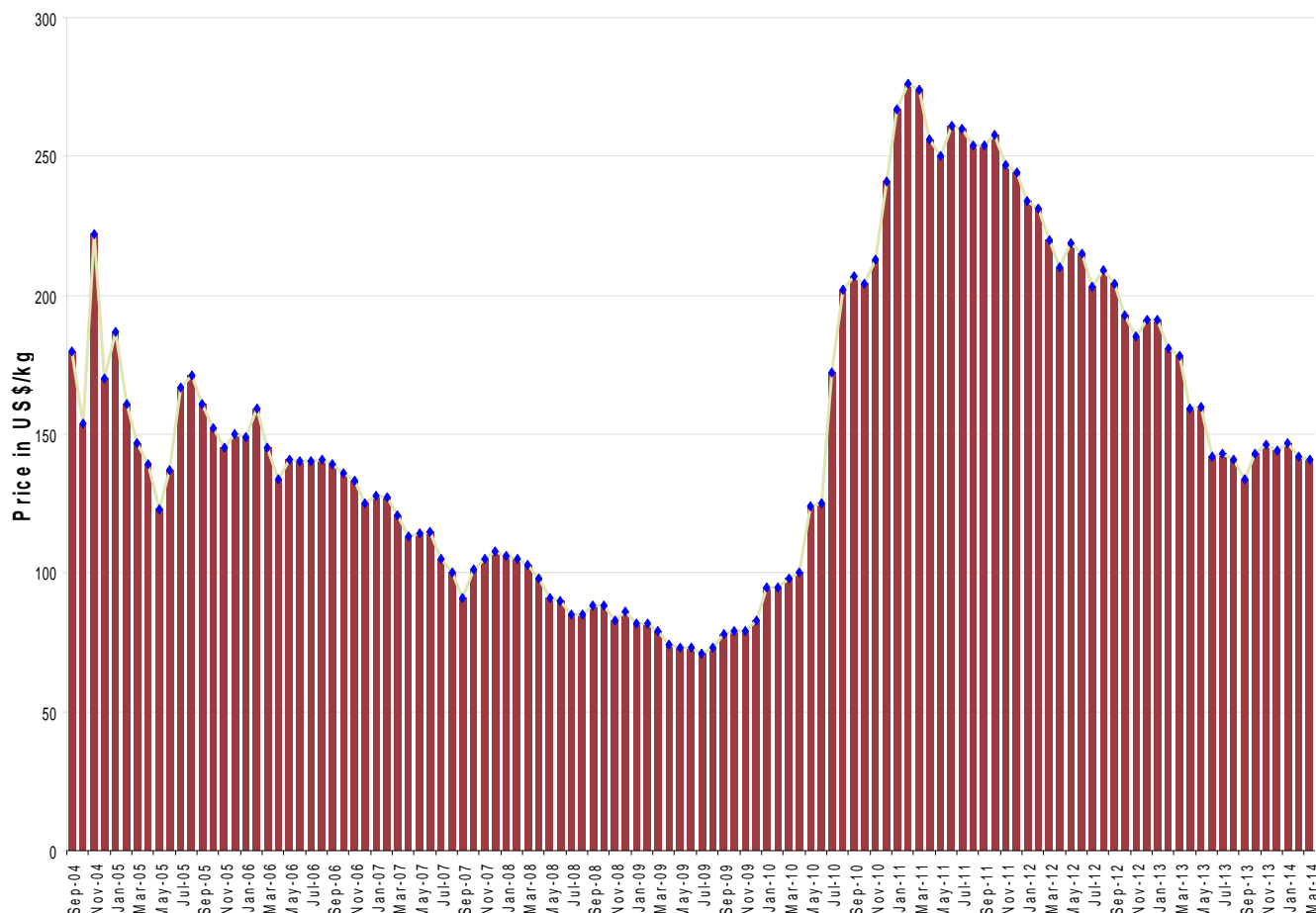


DRY OPIUM

FARM-GATE PRICE:

The national average price for one kilogram of dry opium in Afghanistan at the farm-gate level was **US\$ 141/kg** at the end of March 2014 which is **0.7%** Lower compared to price reported in February 2014 (**US\$ 142/kg**). The average dry opium price at the farm-gate level in March 2014 is **21%** lower than the price reported in March 2013 which was **US\$ 186/kg**. The dry opium price has a decreasing trend since February 2011.

Graph 1: National ²Average price of dry opium at farm-gate level from Sep 2004 to Mar 2014



Dry Opium (Chaynaki Quality):

FARM-GATE PRICE:

Price of opium (dry) was not found to be varying with quality in different regions. In Balkh and Hilmand provinces another quality of dry opium by the name of **Chaynaki** is available at Farm-gate and trader level. The **Chaynaki** quality of dry opium more air dried than other varieties. The average price of 1 kilogram of **Chaynaki** dry opium at Farm-gate level in Balkh province is **US\$ 161/kg** in March 2014 showing an increase of **7%** compared to the price reported in February 2014 (**US\$ 150**). The average price of 1 kilogram of **Chaynaki** dry opium at farm-gate level in Hilmand province is **US\$ 400/kg** in March 2014 with an increased by 5% compared to the price reported in February 2014 (**US\$ 371**).

Table 1: Average² price of dry opium (Chaynaki quality) at farm-gate level (US\$/Kg)

| Dry Opium (Chaynaki quality) | Balkh | | Change (Mar-Feb) % | Hilmand | | Change (Mar-Feb) % |
|---------------------------------|--------|--------|--------------------------|---------|--------|---------------------------|
| | Feb-14 | Mar-14 | | Feb-14 | Mar-14 | |
| Farm-gate price (US\$/Kg) | 150 | 161 | +7% | 379 | 400 | +5% |

² Simple average of all observations

DRY OPIUM:

TRADER PRICE

The national average dry opium price collected from traders was **US\$ 149/kg** at the end of March 2014 showing 0.5% decrease compared to the price reported last month (February 2014) (**US\$ 150/kg**). The average dry opium price at trader level in March 2014 is **20%** lower than the price reported last year (February 2013) which was **US\$ 186/kg**.

Dry opium price collected from traders has increased by 3%, and 0.2% in Southern and North-eastern regions respectively, Price decreased by 3%, 2% and 0.4% in Western, Northern and Eastern regions respectively.

Table 2: Regional average³ price of dry opium collected from traders (US\$/Kg)

| Region | Price of Dry Opium (US\$/Kg) | | Price change (%) |
|--|------------------------------|------------|------------------|
| | Feb-14 | Mar-14 | |
| Eastern region (Kunar, Laghman, Nangarhar) | 128.3 | 127.7 | -0.4% |
| Southern region (Hilmand, Kandahar, Uruzgan, Zabul) | 167 | 172 | +3% |
| Western region (Badghis, Farah, Ghor, Hirat, Nimroz) | 196 | 190 | -3% |
| North-eastern region (Badakhshan, Kunduz, Takhar) | 88.6 | 88.8 | +0.2% |
| Northern region (Baghlan, Balkh, Faryab) | 138 | 136 | -2% |
| Average | 150 | 149 | -0.5% |

Dry Opium (Chaynaki Quality):

TRADER PRICE:

In Balkh province, the average price of 1 kilogram of **Chaynaki** dry opium at trader level is **US\$ 174/kg** in March 2014 showing an increase of **5%** compared to the price reported in February 2014 (**US\$ 165/kg**). In Hilmand province, the average price of 1 kilogram of **Chaynaki** dry opium at trader level is **US\$ 411/kg** in March 2014 increased by 5% compared to the price reported in February 2014 (**US\$ 391**)

Table 3: Average³ price of dry opium (Chaynaki quality) at trader level (US\$/Kg)

| Dry Opium (Chaynaki quality) | Balkh | | Change (Mar-Feb) % | Hilmand | | Change (Mar-Feb) % |
|------------------------------|--------|--------|--------------------|---------|--------|--------------------|
| | Feb-14 | Mar-14 | | Feb-14 | Mar-14 | |
| Trader price (US\$/Kg) | 165 | 174 | +5% | 391 | 411 | +5% |

³ Simple average of all observations

Graph 2: Regional average⁴ price of dry opium from traders (January 2005 to March 2014)

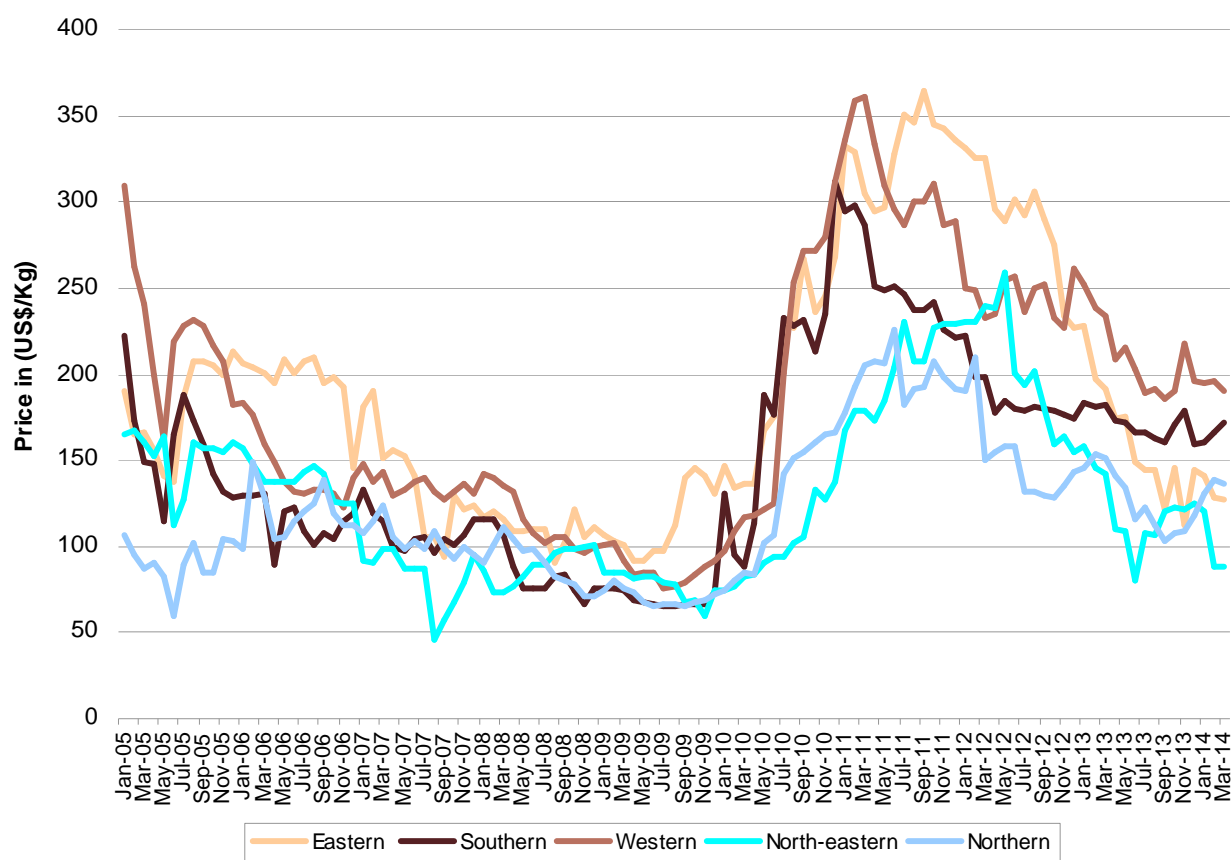


Table 4: Regional average⁴ price of dry opium at farm-gate and trader level in local currency

| | | Price of 1 kg of Dry Opium in local currency | | | | | |
|---|-----------------|--|---------|-----------|---------|---|--------------------------------------|
| | | Feb-14 | | Mar-14 | | | |
| Region | Local currency | Farm-gate | Trader | Farm-gate | Trader | Change at farm-gate level (Mar-Feb) (%) | Change at trader level (Mar-Feb) (%) |
| Eastern region (Kunar, Laghman, Nangarhar) | Pakistani Rupee | 13,122 | 13,340 | 12,118 | 12,367 | -8% | -7% |
| Southern region (Hilmand, Kandahar, Uruzgan, Zabul) | Pakistani Rupee | 16,262 | 17,347 | 15,813 | 16,690 | -3% | -4% |
| Western region (Badghis, Ghor) * | Afghani | 10,369 | 10,770 | 10,569 | 10,966 | +2% | +2% |
| Western region (Farah, Hirat, Nimroz) * | Imanian Tuman | 573,095 | 604,104 | 559,527 | 606,326 | -2% | +0% |
| North-eastern region (Badakhshan, Kunduz, Takhar) | Afghani | 4,058 | 5,079 | 4,058 | 5,078 | +0% | +0% |
| Northern region (Baghlan, Balkh, Faryab) | Afghani | 7,496 | 7,919 | 7,396 | 7,781 | -1% | -2% |

* Western region is divided in two groups because of prices available in two currencies.

⁴ Simple average of all observations

FRESH OPIUM

At the end of March 2014, the national average price of fresh opium increased by **2%** from **US\$ 135/kg** in February 2014 to **US\$ 137/kg in March 2014** at the farm-gate level. Similarly, the national average price of fresh opium at trader level increased by **1%** from **US\$ 142/kg** in February 2014 to **US\$ 144/kg** this month (March 2014).

Graph 3: National average⁵ price of fresh opium at farm-gate and trader level, US\$/kg (August 2009 to March 2014)

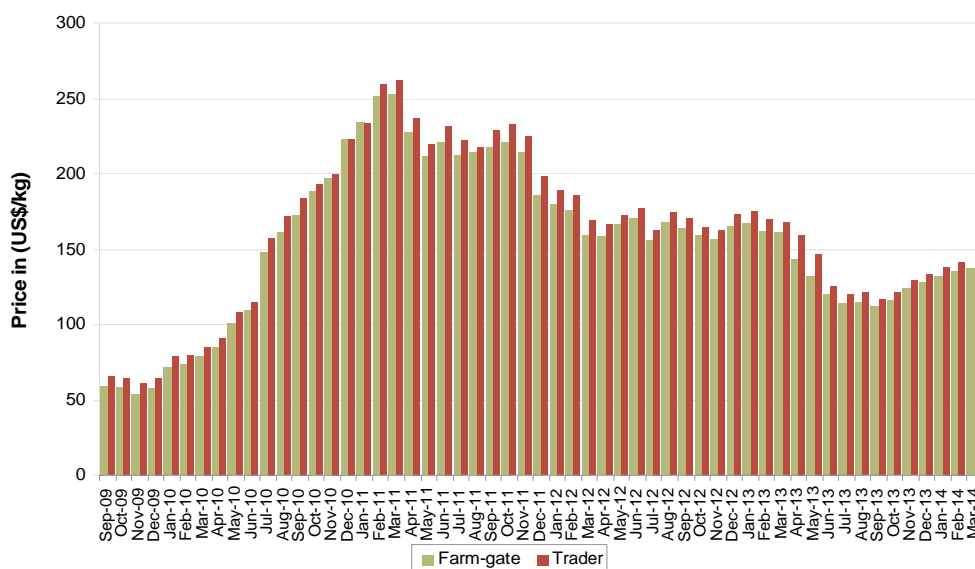


Table 5: Regional average⁵ price of fresh opium at farm-gate and trader level in local currency

| | | Price of 1 kg of Fresh Opium in local currency | | | | | |
|---|-----------------|--|---------|-----------|---------|---|--------------------------------------|
| | | Feb-14 | | Mar-14 | | | |
| Region | Local currency | Farm-gate | Trader | Farm-gate | Trader | Change at farm-gate level (Mar-Feb) (%) | Change at trader level (Mar-Feb) (%) |
| Eastern region (Kunar, Laghman, Nangarhar) | Pakistani Rupee | NA | NA | NA | NA | NA | NA |
| Southern region (Hilmand, Kandahar, Uruzgan, Zabul) | Pakistani Rupee | 14,260 | 15,106 | 14,060 | 14,848 | -1% | -2% |
| Western region (Badghis, Ghor) * | Afghani | 7,621 | 7,871 | 7,821 | 8,071 | +3% | +3% |
| Western region (Farah, Hirat, Nimroz) * | Imanian Tuman | 473,512 | 494,138 | 475,735 | 496,345 | +0% | +0% |
| North-eastern region (Badakhshan, Kunduz, Takhar) | Afghani | NA | NA | NA | NA | NA | NA |
| Northern region (Baghlan, Balkh, Faryab) | Afghani | 6,212 | 6,592 | 6,435 | 6,804 | +4% | +3% |

* Western region is divided in two groups because of prices available in two currencies

⁵ Simple average of all observations

HEROIN

There are several types of heroin available in Afghanistan with different quality. The prices of White powder (injection) in Nangarhar province, White powder (Crystal) in Kandahar and Balkh provinces, Off-white (Crystal)-100% in Badakhshan province and White powder-high quality (70-80% pure) in Hirat province are the most expensive heroin reported in Afghanistan. The cheapest heroin (**US\$ 52/kg**) is called as Khata # 2 reported in Nangarhar province.

Table 7: Prices of different types of Heroin in Afghanistan,(US\$/kg), Mar 2013 – Mar 2014

| Province | Types of Heroin | Mar-13 | Apr-13 | May-13 | Jun-13 | Jul-13 | Aug-13 | Sep-13 | Oct-13 | Nov-13 | Dec-13 | Jan-14 | Feb-14 | Mar-14 | Change (Mar-Feb) % |
|------------|---|--------|--------|--------|--------|--------|--------|--------|--------|--------|--------|--------|--------|--------|--------------------------|
| Badakhshan | Chara (20%) | 1,221 | 1,095 | 1,090 | 1,333 | 1,322 | 1,326 | 1,556 | 2,185 | 1,709 | 1,753 | 1,224 | 1,094 | 1,095 | +0.14% |
| | Off- white powder (Crystal) - 100% | 3,475 | 3,323 | 3,305 | 3,198 | 3,173 | 3,182 | 3,423 | 3,462 | 4,113 | 4,219 | 3,585 | 3,281 | 3,286 | +0.14% |
| Balkh | Best powder | 2,968 | 3,104 | 3,269 | 3,392 | 3,247 | 3,359 | 3,381 | 3,503 | 3,517 | 3,389 | 3,512 | 3,590 | 3,621 | +1% |
| | White powder (Crystal) | 4,274 | 4,199 | 4,267 | 4,289 | 4,178 | 4,243 | 3,423 | 4,186 | 4,106 | 4,060 | 4,180 | 4,192 | 4,212 | +0.5% |
| Hirat | Morphine | 915 | 839 | 1,021 | 1,052 | 1,082 | 1,212 | 1,267 | 1,500 | 2,193 | 1,759 | 1,856 | 2,007 | 1,891 | -6% |
| | Off- white coarse powder (Crystal) | 1,230 | 1,218 | 1,305 | 1,380 | 1,591 | 2,061 | 1,943 | 2,100 | 2,618 | 2,043 | 2,041 | 1,997 | 1,563 | -22% |
| | White powder - high quality (70-80% pure) | 2,574 | 2,409 | 2,552 | 2,826 | 2,768 | 2,781 | 2,864 | 2,893 | 3,768 | 2,922 | 2,942 | 2,877 | 2,713 | -6% |
| | White powder - low quality (less than 50% pure) | 1,459 | 1,388 | 1,531 | 1,446 | 1,441 | 1,461 | 1,493 | 1,473 | 1,939 | 1,461 | 1,478 | 1,465 | 1,331 | -9% |
| Kandahar | Morphine | 2,111 | 2,062 | 2,043 | 2,040 | 2,089 | 2,120 | 1,981 | 2,073 | 2,046 | 2,000 | 2,007 | 2,077 | 2,165 | +4% |
| | Off- white powder (Batan) - high quality | 1,853 | 1,856 | 1,839 | 1,836 | 1,870 | 1,896 | 1,793 | 1,838 | 1,814 | 1,810 | 1,816 | 1,884 | 1,959 | +4% |
| | Off- white powder (Batan) - low quality | 1,287 | 1,237 | 1,226 | 1,224 | 1,244 | 1,264 | 1,179 | 1,225 | 1,209 | 1,143 | 1,147 | 1,237 | 1,237 | +0% |
| | White powder (Crystal) | 3,295 | 3,197 | 3,167 | 3,162 | 3,184 | 3,209 | 3,066 | 3,110 | 3,069 | 3,048 | 3,058 | 3,285 | 3,299 | +0.4% |
| Nangarhar | Best powder | 1,731 | 1,641 | 1,440 | 1,370 | 1,656 | 1,654 | 1,141 | 998 | 930 | 1,190 | 1,242 | 1,103 | 1,241 | +12% |
| | Chara # 1 | 71 | 82 | 93 | 91 | 90 | 97 | 114 | 124 | 84 | 86 | 115 | 77 | 114 | +48% |
| | Chara # 2 | 51 | 51 | 62 | 61 | 50 | 58 | 57 | 57 | 37 | 48 | 76 | 58 | 62 | +8% |
| | Khata # 1 | 51 | 72 | 62 | 51 | 80 | 78 | 76 | 86 | 74 | 76 | 76 | 67 | 83 | +23% |
| | Khata # 2 | 31 | 41 | 31 | 30 | 40 | 49 | 48 | 48 | 28 | 38 | 38 | 48 | 52 | +8% |
| | Off- white powder (Batan) | 2,952 | 2,872 | 2,365 | 2,284 | 2,811 | 2,773 | 2,663 | 2,566 | 1,860 | 1,905 | 1,911 | 1,726 | 1,964 | +14% |
| | White powder (Injection) | 4,072 | 3,898 | 3,599 | 3,502 | 3,814 | 3,893 | 3,139 | 3,041 | 2,604 | 2,571 | 2,676 | 2,686 | 2,895 | +8% |
| Takhar | Off- white powder (Crystal) - 60% | 2,067 | 1,990 | 1,979 | 1,919 | 1,904 | 1,909 | 2,517 | 2,545 | 2,708 | 2,779 | 2,099 | 2,038 | 2,041 | +0.14% |

Graph 4: Prices of different types of heroin in Afghanistan, (US\$/kg), March 2014

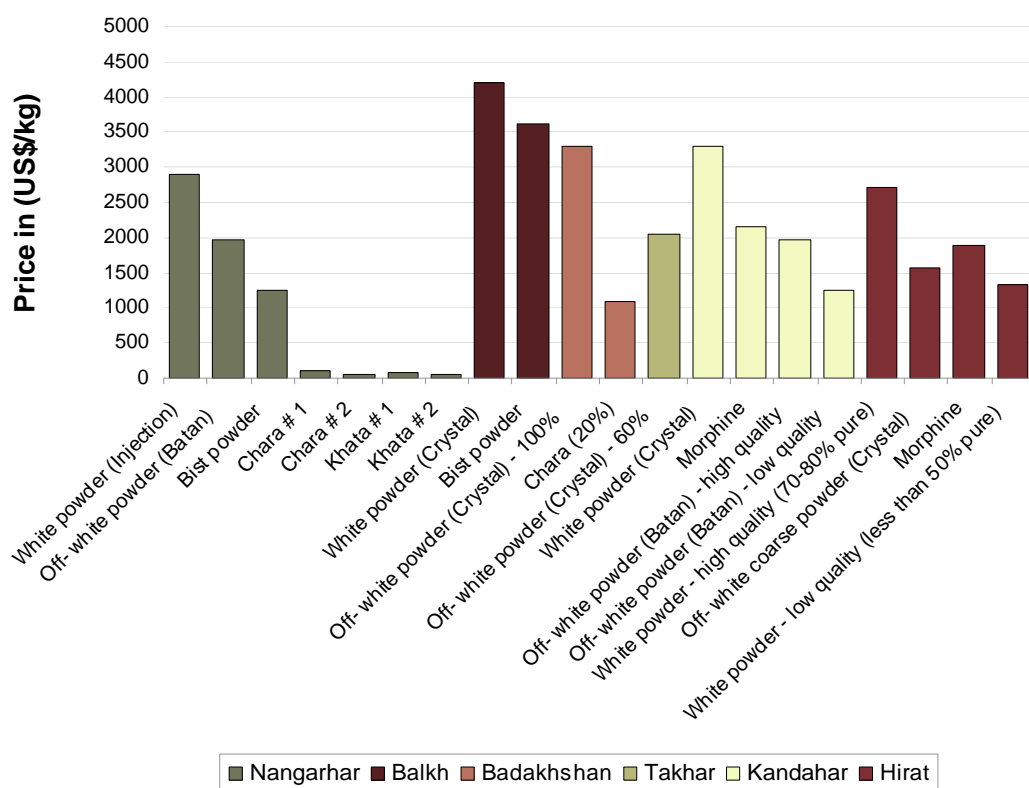


Table 8: Prices of 1 kilogram of different types of Heroin in local currency

| Province | Types of heroin | Local currency | Feb-14 | Mar-14 | Change (Mar-Feb) % |
|------------|---|-----------------|-----------|-----------|--------------------|
| Badakhshan | Chara (20%) | Afghani | 62,700 | 62,700 | +0% |
| | Off- white powder (Crystal) - 100% | Afghani | 188,100 | 188,100 | +0% |
| Balkh | Bist powder | Afghani | 205,000 | 207,000 | +1% |
| | White powder (Crystal) | Afghani | 239,400 | 240,800 | +1% |
| Hirat | Morphine | Iranian Tuman | 6,000,000 | 6,050,000 | +1% |
| | Off- white coarse powder (Crystal) | Iranian Tuman | 5,970,000 | 5,000,000 | -16% |
| | White powder - high quality (70-80% pure) | Iranian Tuman | 8,600,000 | 8,680,000 | +0.9% |
| | White powder - low quality (less than 50% pure) | Iranian Tuman | 4,380,000 | 4,260,000 | -3% |
| Kandahar | Morphine | Pakistani Rupee | 215,000 | 210,000 | -2% |
| | Off- white powder (Batan) - high quality | Pakistani Rupee | 195,000 | 190,000 | -3% |
| | Off- white powder (Batan) - low quality | Pakistani Rupee | 128,000 | 120,000 | -6% |
| | White powder (Crystal) | Pakistani Rupee | 340,000 | 320,000 | -6% |
| Nangarhar | Bist powder | Pakistani Rupee | 115,000 | 120,000 | +4% |
| | Chara # 1 | Pakistani Rupee | 8,000 | 11,000 | +38% |
| | Chara # 2 | Pakistani Rupee | 6,000 | 6,000 | +0% |
| | Khata # 1 | Pakistani Rupee | 7,000 | 8,000 | +14% |
| | Khata # 2 | Pakistani Rupee | 5,000 | 5,000 | +0% |
| | Off- white powder (Batan) | Pakistani Rupee | 180,000 | 190,000 | +6% |
| | White powder (Injection) | Pakistani Rupee | 280,000 | 280,000 | +0% |
| Takhar | Off- white powder (Crystal) - 60% | Pakistani Rupee | 116850 | 116850 | 0% |

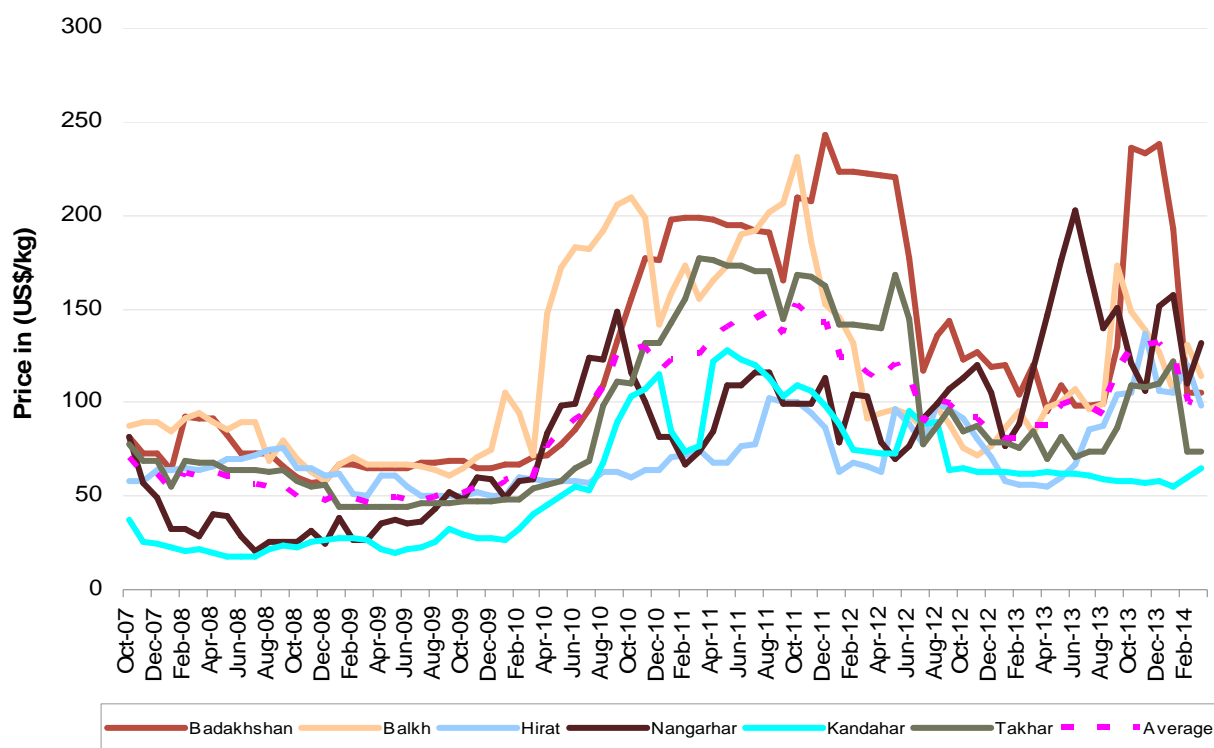
CANNABIS RESIN:

There are mainly three types of cannabis resin available in Afghanistan namely Garda # 1, # 2 and # 3 with quality as best, moderate and fair respectively. Garda # 1 (Shirak) in Badakhshan province was the most expensive cannabis resin because of its pure quality however, the price has been decreased significantly in the month of March due to low demand and increasing security check points. Earlier Garda # 1 (Jooshi) of Balkh province was most expensive and popular because of its high quality however it lost its demand due to its blending with lower quality hashish.

Table 9: Prices of different types of cannabis resin in Afghanistan, (US\$/kg), Mar 2013 - Mar 2014

| Province | Types of cannabis resin | Mar-13 | Apr-13 | May-13 | Jun-13 | Jul-13 | Aug-13 | Sep-13 | Oct-13 | Nov-13 | Dec-13 | Jan-14 | Feb-14 | Mar-14 | Change (Mar-Feb) % |
|------------|-------------------------|--------|--------|--------|--------|--------|--------|--------|--------|--------|--------|--------|--------|--------|--------------------|
| Badakhshan | Garda # 1 (Shirak) | 120 | 95 | 109 | 98 | 98.7 | 99 | 130 | 236 | 233 | 238 | 192 | 105 | 105 | +0% |
| Balkh | Garda # 1 (Jooshi) | 84 | 97 | 100 | 107 | 97 | 99 | 173 | 149 | 138 | 127 | 114 | 131 | 114 | -13% |
| | Garda # 2 (Morchajosh) | 69 | 82 | 85 | 89 | 70 | 74 | 139 | 114 | 112 | 97 | 88 | 96 | 87 | -9% |
| Hirat | Garda # 1 | 56 | 55 | 60 | 67 | 86 | 88 | 104 | 105 | 137 | 106 | 106 | 120 | 98 | -18% |
| | Garda # 2 | 37 | 37 | 54 | 58 | 60 | 62 | 69 | 70 | 86 | 67 | 53 | 67 | 58 | -14% |
| Kandahar | Garda # 1 | 62 | 63 | 62 | 62 | 61 | 59 | 58 | 58 | 57 | 58 | 55 | 60 | 65 | +9% |
| | Garda # 2 | 45 | 45 | 45 | 44 | 44 | 43 | 42 | 41 | 41 | 42 | 39 | 39 | 46 | +16% |
| | Garda # 3 | 23 | 23 | 23 | 23 | 22 | 22 | 21 | 21 | 21 | 21 | 19 | 20 | 25 | +24% |
| Nangarhar | Garda # 1 | 118 | 147 | 176 | 203 | 171 | 140 | 150 | 121 | 106 | 151 | 157 | 110 | 132 | +20% |
| | Garda # 2 | 59 | 74 | 88 | 116 | 114 | 98 | 68 | 54 | 60 | 89 | 96 | 82 | 88 | +7% |
| | Garda # 3 | 18 | 37 | 37 | 43 | 57 | 29 | 27 | 27 | 27 | 34 | 41 | 34 | 44 | +28% |
| Takhar | Garda # 1 (Shirak) | 85 | 69 | 82 | 71 | 74 | 74 | 87 | 109 | 108 | 110 | 122 | 74 | 74 | +0% |

Graph 5: Average⁶ price of cannabis resin (Garda # 1, best quality) in US\$/kg, Oct 2007 - Mar 2014



⁶ Simple average of all observations

Graph 6: Prices of different types of cannabis resin in Afghanistan, (US\$/kg), March 2014

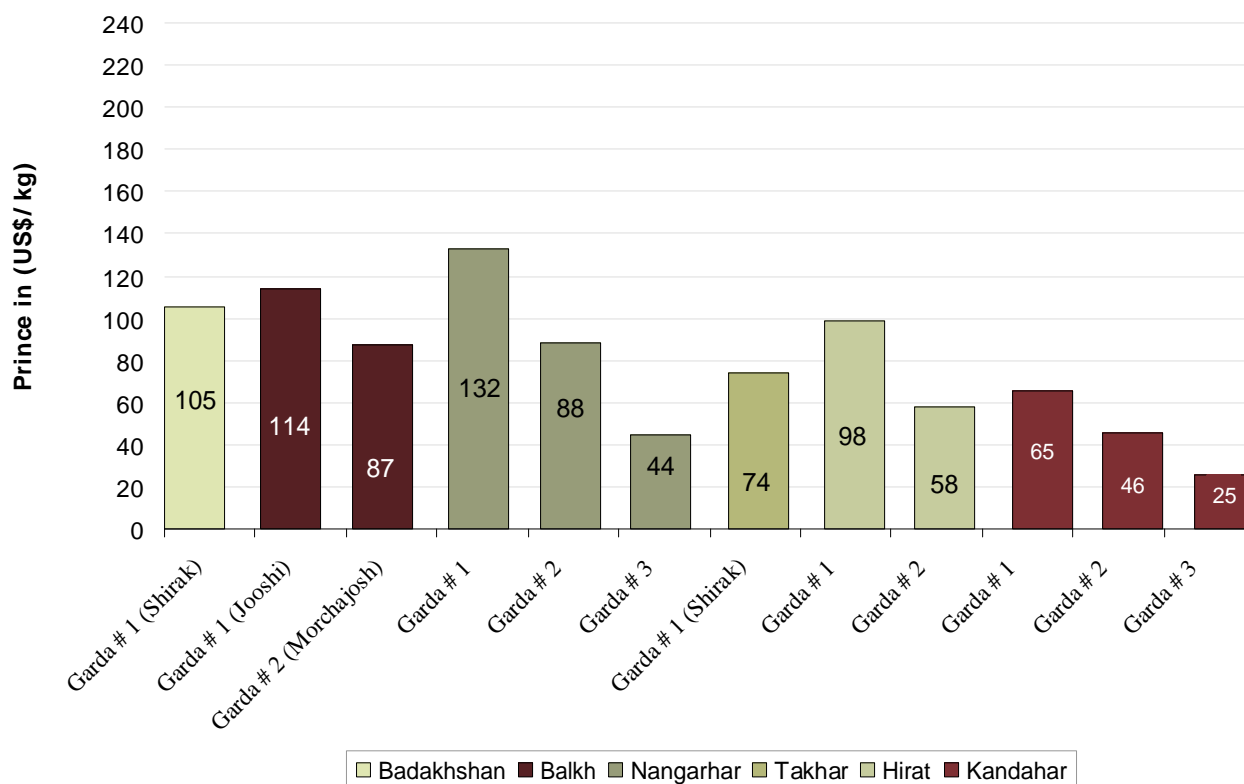


Table 10: Prices of 1 kilogram of different types of cannabis resin in Afghanistan in local currency, February 2014 – March 2014

| | | | Prices of 1 kg of different types of cannabis resin in local currency | | Change (Mar-Feb) % |
|------------|-------------------------|-----------------|---|---------|--------------------|
| Province | Types of cannabis resin | Local currency | Feb-14 | Mar-14 | |
| Badakhshan | Garda # 1 (Shirak) | Afghani | 6,000 | 6,000 | +0% |
| Balkh | Garda # 1 (Jooshi) | Afghani | 7,500 | 6,500 | -13% |
| | Garda # 2 (Morchajosh) | Afghani | 5,500 | 5,000 | -9% |
| Hirat | Garda # 1 | Iranian Tuman | 360,000 | 315,000 | -13% |
| | Garda # 2 | Iranian Tuman | 200,000 | 184,000 | -8% |
| Kandahar | Garda # 1 | Pakistani Rupee | 6,222 | 6,333 | +2% |
| | Garda # 2 | Pakistani Rupee | 4,111 | 4,444 | +8% |
| | Garda # 3 | Pakistani Rupee | 2,111 | 2,444 | +16% |
| Nangarhar | Garda # 1 | Pakistani Rupee | 11,428 | 12,857 | +13% |
| | Garda # 2 | Pakistani Rupee | 8,571 | 8,571 | +0% |
| | Garda # 3 | Pakistani Rupee | 3,571 | 4,285 | +20% |
| Takhar | Garda # 1 (Shirak) | Afghani | 4,250 | 4250 | +0% |

LICIT CROPS:

Prices of wheat, cotton, saffron, rice (imported) and rice (local) collected in six provinces of Afghanistan are shown in below table.

Table 11: Prices of wheat, cotton, saffron, imported and local rice in Afghanistan in local currency, March 2014

| Province | Types of crops | Price/Kg in Pakistani Rupee (PRs) | Price/Kg in Afghani (AFs) | Price/Kg in (US\$) |
|------------|----------------|-----------------------------------|---------------------------|--------------------|
| Badakhshan | Wheat | - | 20 | 0.3 |
| Badakhshan | Rice Imported | - | 90 | 1.6 |
| Badakhshan | Rice Local | - | 45 | 0.8 |
| Balkh | Wheat | - | 20 | 0.3 |
| Balkh | Cotton | - | 44 | 0.8 |
| Balkh | Rice Imported | - | 84 | 1.5 |
| Balkh | Rice Local | - | 47 | 0.8 |
| Hirat | Wheat | - | 25 | 0.4 |
| Hirat | Cotton | - | 90 | 1.6 |
| Hirat | Saffron | - | 80,000 | 1,397 |
| Hirat | Rice Imported | - | 80 | 1.4 |
| Hirat | Rice Local | - | 50 | 0.9 |
| Kandahar | Wheat | 52 | - | 0.5 |
| Kandahar | Cotton | 180 | - | 1.9 |
| Kandahar | Rice Imported | 135 | - | 1.4 |
| Nangarhar | Wheat | 40 | - | 0.4 |
| Nangarhar | Cotton | 198 | - | 2.0 |
| Nangarhar | Rice Imported | 142 | - | 1.5 |
| Nangarhar | Rice Local | 42 | - | 0.4 |
| Takhar | Wheat | - | 18 | 0.3 |
| Takhar | Rice Imported | - | 80 | 1.4 |
| Takhar | Rice Local | - | 40 | 0.7 |

Table 12: Prices of wheat, cotton, saffron, imported and local rice in Afghanistan, (US\$/kg), March 2013 – March 2014

| Types of crops | Mar-13 | Apr-13 | May-13 | Jun-13 | Jul-13 | Aug-13 | Sep-13 | Oct-13 | Nov-13 | Dec-13 | Jan-14 | Feb-14 | Mar-14 | Increase/Decrease (%) |
|-----------------|--------|--------|--------|--------|--------|--------|--------|--------|--------|--------|--------|--------|--------|-----------------------|
| Wheat | 0.43 | 0.38 | 0.38 | 0.36 | 0.35 | 0.35 | 0.34 | 0.35 | 0.39 | 0.41 | 0.41 | 0.38 | 0.40 | +5% |
| Cotton | 1.43 | 1.42 | 1.4 | 1.4 | 1.4 | 1.4 | 1.3 | 1.3 | 1.3 | 1.4 | 1.4 | 1.4 | 1.6 | +9% |
| Saffron | 1,689 | 1,643 | 1,641 | 1,510 | 1,492 | 1,500 | 1,470 | 1,488 | 1,388 | 1,419 | 1,405 | 1,307 | 1,397 | +7% |
| Rice (Imported) | 1.42 | 1.42 | 1.5 | 1.4 | 1.4 | 1.4 | 1.4 | 1.4 | 1.4 | 1.5 | 1.5 | 1.4 | 1.4 | +0% |
| Rice (Local) | 1.0 | 1.0 | 0.9 | 0.9 | 0.9 | 0.9 | 0.9 | 0.9 | 1.0 | 1.0 | 0.8 | 0.8 | 0.7 | -8% |

CANNABIS AND POPPY SEEDS:

Prices of cannabis and poppy seeds collected from eighteen provinces of Afghanistan are tabulated below.

Table 13: Prices of cannabis and poppy seeds in local currency, February 2014 – March 2014

| Province | Types of seed | Local currency | Prices of 1 kg of cannabis seed and poppy seed in local currency | | Change (Mar-Feb) (%) |
|------------|---------------|------------------|--|--------|----------------------|
| | | | Feb-14 | Mar-14 | |
| Badakhshan | Poppy seed | Afghani | 25 | 25 | +0% |
| | Cannabis seed | Afghani | 15 | 15 | +0% |
| Baghlan | Poppy seed | Afghani | 25 | 22 | -12% |
| | Cannabis seed | Afghani | 10 | 12 | +20% |
| Balkh | Poppy seed | Afghani | 25 | 25 | +0% |
| | Cannabis seed | Afghani | 15 | 10 | -33% |
| Farah | Poppy seed | Afghani | 38 | 38 | +0% |
| | Cannabis seed | Afghani | 35 | 35 | +0% |
| Faryab | Poppy seed | Afghani | 80 | 70 | -13% |
| | Cannabis seed | Afghani | 15 | 20 | +33% |
| Hilmand | Poppy seed | Afghani | 38 | 38 | +0% |
| | Cannabis seed | Afghani | 20 | 20 | +0% |
| Hirat | Poppy seed | Afghani | 40 | 40 | +0% |
| | Cannabis seed | Afghani | 41 | 41 | +0% |
| Kabul | Poppy seed | Afghani | 27 | 28 | +4% |
| Kandahar | Poppy seed | Afghani | 40 | 40 | +0% |
| | Cannabis seed | Afghani | 21 | 21 | +0% |
| Kapisa | Poppy seed | Afghani | 30 | 22 | -27% |
| Kunar | Poppy seed | Pakistani Ruppee | 40 | 42 | 5% |
| Laghman | Poppy seed | Pakistani Ruppee | 50 | 50 | +0% |
| Logar | Cannabis seed | Afghani | 35 | 38 | +9% |
| Nangarhar | Poppy seed | Pakistani Ruppee | 42 | 42 | +0% |
| | Cannabis seed | Pakistani Ruppee | 13 | 13 | +0% |
| Paktya | Cannabis seed | Afghani | 24 | 23 | -4% |
| Takhar | Poppy seed | Afghani | 30 | 30 | +0% |
| | Cannabis seed | Afghani | 15 | 15 | +0% |
| Uruzgan | Poppy seed | Afghani | 39 | 39 | +0% |
| | Cannabis seed | Afghani | 19 | 19 | +0% |
| Zabul | Poppy seed | Afghani | 42 | 42 | +0% |
| | Cannabis seed | Afghani | 22 | 22 | +0% |

Table 13: Prices of cannabis and poppy seeds in Afghanistan, (US\$/kg), Mar 2013 – Mar 2014

| Types of seeds | Mar-13 | Apr-13 | May-13 | Jun-13 | Jul-13 | Aug-13 | Sep-13 | Oct-13 | Nov-13 | Dec-13 | Jan-14 | Feb-14 | Mar-14 | Increase/Decrease (%) |
|----------------|--------|--------|--------|--------|--------|--------|--------|--------|--------|--------|--------|--------|--------|-----------------------|
| Cannabis seed | 0.42 | 0.44 | 0.38 | 0.40 | 0.41 | 0.40 | 0.38 | 0.40 | 0.41 | 0.44 | 0.34 | 0.37 | 0.37 | +1% |
| Poppy seed | 0.67 | 0.66 | 0.54 | 0.59 | 0.58 | 0.57 | 0.55 | 0.58 | 0.61 | 0.69 | 0.54 | 0.60 | 0.59 | -3% |

PRICES OF HEROIN, OPIUM AND HASHISH AT CONSUMER LEVEL:

The consumer prices of heroin, opium and hashish collected from different regions of Afghanistan are as below. The quality of product varies widely in different regions.

Graph 7: Regional average⁷ prices of heroin, opium and hashish at consumer level in (US\$/Kg), March 2014

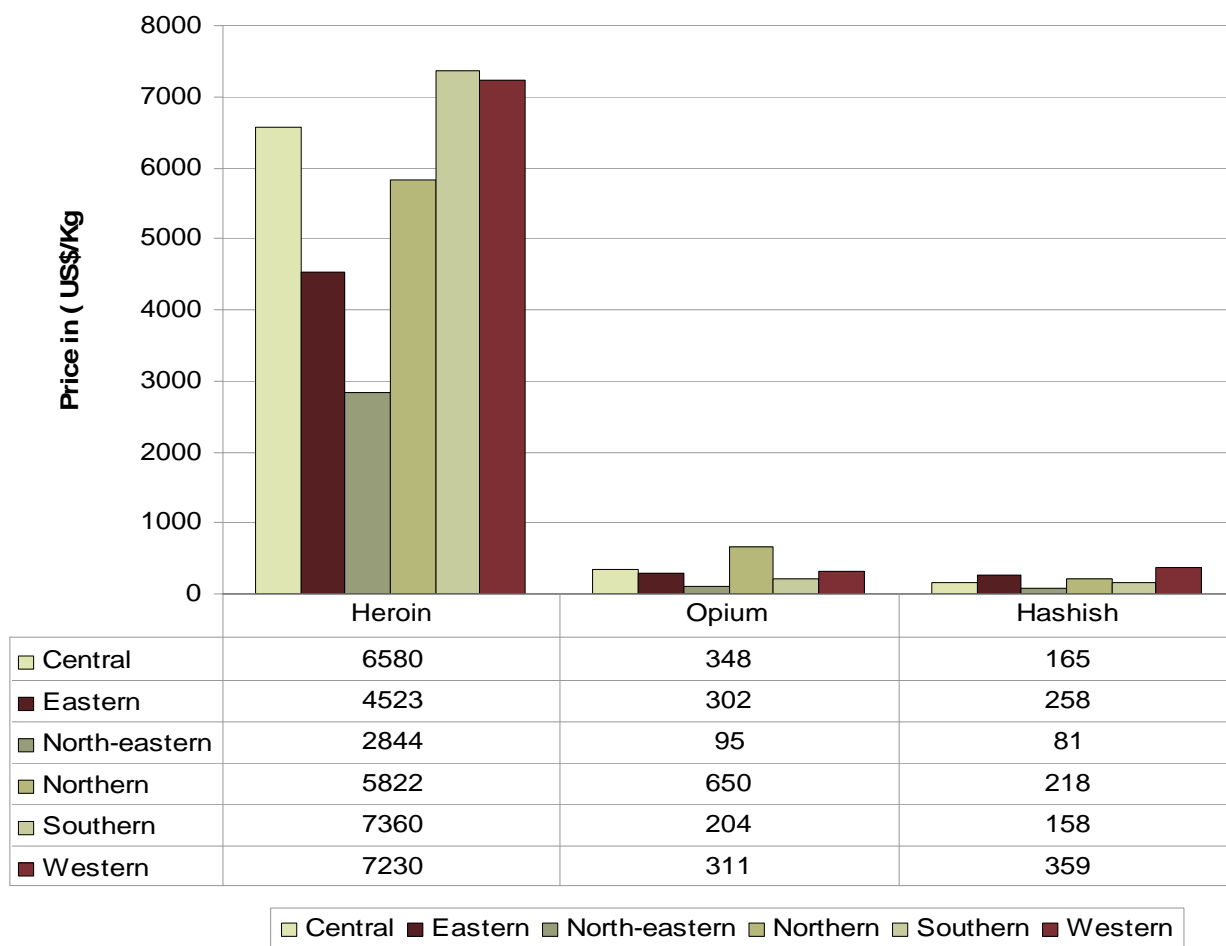


Table 15: Average⁸ prices of Heroin, Opium and Hashish at consumer level in Afghanistan, (US\$/kg), March 2013 - March 2014

| Types of drug | Average prices in (US\$/kg) | | | | | | | | | | | | | |
|---------------|-----------------------------|--------|--------|--------|--------|--------|--------|--------|--------|--------|--------|--------|--------|----------------------------|
| | Mar-13 | Apr-13 | May-13 | Jun-13 | Jul-13 | Aug-13 | Sep-13 | Oct-13 | Nov-13 | Dec-13 | Jan-14 | Feb-14 | Mar-14 | Change (Mar-Feb) (%) |
| Heroin | 5,004 | 5,369 | 5,255 | 5,374 | 5,431 | 5,337 | 4,664 | 5,218 | 5,318 | 5,261 | 4,718 | 5,389 | 5,538 | +3% |
| Opium | 447 | 391 | 369 | 328 | 305 | 306 | 309 | 319 | 327 | 330 | 323 | 427 | 336 | -21% |
| Hashish | 179 | 178 | 184 | 173 | 174.5 | 174 | 198 | 203 | 206 | 220 | 197 | 204 | 214 | +5% |

⁷ Simple average of all observations

PRICES OF DRUGS IN PAKISTAN:

The prices of different types of opium, heroin and hashish reported from Peshawar and Quetta in Pakistan are as below:

A. PESHAWAR

OPIUM:

There are three types of dry opium namely Opium - Afghanistan (opium of Afghanistan), Opium - Terra and Opium - Tapa (adulterated) available in Peshawar, Pakistan. Opium-Terra is the most expensive opium reported in Peshawar.

Table 14: Prices of different types of opium in Peshawar, Pakistan in (US\$/Kg):

| Types of opium | Mar-13 | Apr-13 | May-13 | Jun-13 | Jul-13 | Aug-13 | Sep-13 | Oct-13 | Nov-13 | Dec-13 | Jan-14 | Feb-14 | Mar-14 | Change (Mar-Feb) % |
|----------------------------|--------|--------|--------|--------|--------|--------|--------|--------|--------|--------|--------|--------|--------|--------------------|
| Opium - Terra | 433 | 485 | 409 | 388 | 370 | 351 | 332 | 323 | 307 | 304 | 267 | 264 | 289 | +10% |
| Opium - Afghanistan | 361 | 423 | 327 | 316 | 300 | 293 | 275 | 266 | 261 | 266 | 220 | 216 | 233 | +8% |
| Opium - Tapa (adulterated) | 227 | 330 | 276 | 265 | 240 | 225 | 209 | 204 | 195 | 195 | 177 | 173 | 191 | +11% |

HEROIN:

There are three types of heroin namely White (Injection), Yellow (Batan) and Saada (Ordinary) available in Peshawar, Pakistan. White (injection) type is the most expensive heroin reported in Peshawar.

Table 15: Prices of different types of heroin in Peshawar, Pakistan in (US\$/Kg):

| Types of heroin | Mar-13 | Apr-13 | May-13 | Jun-13 | Jul-13 | Aug-13 | Sep-13 | Oct-13 | Nov-13 | Dec-13 | Jan-14 | Feb-14 | Mar-14 | Change (Mar-Feb) % |
|----------------------------|--------|--------|--------|--------|--------|--------|--------|--------|--------|--------|--------|--------|--------|--------------------|
| Heroin - White (Injection) | 4,893 | 4,950 | 4,291 | 4,335 | 4,198 | 4,150 | 3,989 | 4,040 | 3,908 | 3,943 | 2,864 | 2,925 | 3,204 | +10% |
| Heroin - Yellow (Batan) | 4,687 | 4,795 | 4,087 | 4,131 | 3,998 | 3,954 | 3,799 | 3,849 | 3,722 | 3,800 | 2,673 | 2,733 | 2,997 | +10% |
| Heroin - Saada (Ordinary) | 2,472 | 2,423 | 2,350 | 2,295 | 2,249 | 2,197 | 2,089 | 2,120 | 2,047 | 2,071 | 1,623 | 1,650 | 1,798 | +9% |

HASHISH:

There are three types of hashish namely Hashish - Garda # 1, # 2 and # 3 available in Peshawar, Pakistan. Hashish-Garda#1 is the most expensive hashish reported in Peshawar.

Table 16: Prices of different types of Hashish in Peshawar, Pakistan in (US\$/Kg):

| Types of hashish | Mar-13 | Apr-13 | May-13 | Jun-13 | Jul-13 | Aug-13 | Sep-13 | Oct-13 | Nov-13 | Dec-13 | Jan-14 | Feb-14 | Mar-14 | Change (Mar-Feb) % |
|---------------------|--------|--------|--------|--------|--------|--------|--------|--------|--------|--------|--------|--------|--------|--------------------|
| Hashish - Garda # 1 | 670 | 681 | 562 | 581 | 565 | 586 | 617 | 646 | 614 | 618 | 535 | 547 | 594 | +9% |
| Hashish - Garda # 2 | 618 | 629 | 470 | 479 | 480 | 459 | 465 | 475 | 456 | 456 | 449 | 446 | 486 | +9% |
| Hashish - Garda # 3 | 484 | 495 | 409 | 418 | 420 | 410 | 408 | 418 | 400 | 399 | 372 | 379 | 408 | +8% |

Table 17: Prices of different types of drugs in Peshawar, Pakistan in local currency, (Pak Rupee/kg):

| | | Price in (Pakistani Rupee)/kg | |
|---------------------------|---------|-------------------------------|--------------------|
| Types of drugs | Feb-14 | Mar-14 | Change (Mar-Feb) % |
| Opium -Afghanistan | 22,500 | 22,500 | +0% |
| Opium -Tapa (Adulterated) | 18,000 | 18,500 | +3% |
| Opium –Terra | 27,500 | 28,000 | +2% |
| Heroin -White (Injection) | 305,000 | 310,000 | +2% |
| Heroin -Yellow (Batan) | 285,000 | 290,000 | +2% |
| Heroin -Saada (Ordinary) | 172,000 | 174,000 | +1% |
| Hashish -Garda # 1 | 57,000 | 57,500 | +1% |
| Hashish -Garda # 2 | 46,500 | 47,000 | +1% |
| Hashish -Garda # 3 | 39,500 | 39,500 | +0% |

B. QUETTA

OPIUM:

Table 18: Prices of different quality of opium in Quetta, Pakistan in (US\$/Kg):

| Quality of opium | Mar-13 | Apr-13 | May-13 | Jun-13 | Jul-13 | Aug-13 | Sep-13 | Oct-13 | Nov-13 | Dec-13 | Jan-14 | Feb-14 | Mar-14 | Change (Mar-Feb) % |
|------------------|--------|--------|--------|--------|--------|--------|--------|--------|--------|--------|--------|--------|--------|--------------------|
| High quality | 565 | 598 | 593 | 560 | 480 | 457 | 437 | 428 | 415 | 431 | 334 | 336 | 360 | +7% |
| Medium quality | 482 | 495 | 511 | 458 | 420 | 389 | 380 | 380 | 369 | 383 | 267 | 254 | 267 | +5% |
| Low quality | 431 | 433 | 439 | 407 | 380 | 369 | 342 | 333 | 323 | 336 | 210 | 211 | 226 | +7% |

HEROIN:

Table 19: Prices of different quality of heroin in Quetta, Pakistan in (US\$/Kg):

| Quality of heroin | Mar-13 | Apr-13 | May-13 | Jun-13 | Jul-13 | Aug-13 | Sep-13 | Oct-13 | Nov-13 | Dec-13 | Jan-14 | Feb-14 | Mar-14 | Change (Mar-Feb) % |
|------------------------|--------|--------|--------|--------|--------|--------|--------|--------|--------|--------|--------|--------|--------|--------------------|
| High quality (Crystal) | 6,570 | 6,703 | 6,743 | 6,361 | 5,898 | 5591 | 5318 | 5133 | 4847 | 4985 | 3628 | 3453 | 3599 | +4% |
| Medium quality | 3,901 | 3,970 | 3,933 | 3,664 | 3,399 | 3209 | 3039 | 2946 | 2862 | 2972 | 2864 | 2877 | 3085 | +7% |
| Low quality | 2,207 | 2,269 | 2,299 | 2,036 | 1,999 | 1945 | 1899 | 1853 | 1754 | 1821 | 1671 | 1678 | 1799 | +7% |

HASHISH:

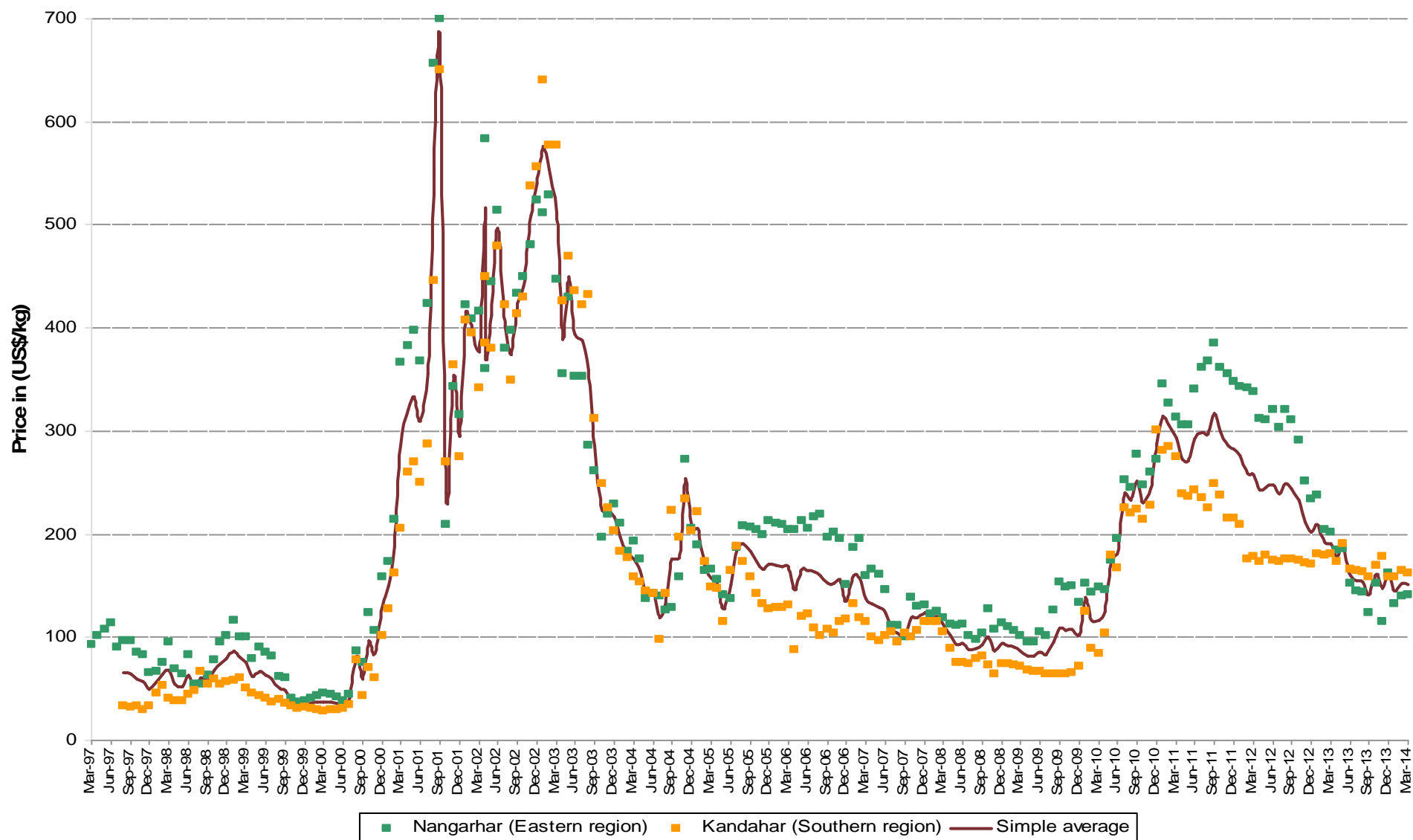
Table 20: Prices of different quality of Hashish in Quetta, Pakistan in (US\$/Kg):

| Quality of hashish | Mar-13 | Apr-13 | May-13 | Jun-13 | Jul-13 | Aug-13 | Sep-13 | Oct-13 | Nov-13 | Dec-13 | Jan-14 | Feb-14 | Mar-14 | Change (Mar-Feb) % |
|--------------------|--------|--------|--------|--------|--------|--------|--------|--------|--------|--------|--------|--------|--------|--------------------|
| High quality | 513 | 516 | 562 | 509 | 470 | 447 | 418 | 418 | 406 | 431 | 535 | 537 | 566 | +5% |
| Medium quality | 431 | 443 | 460 | 448 | 430 | 408 | 380 | 361 | 342 | 355 | 458 | 432 | 463 | +7% |

Table 21: Prices of different types of drugs in Quetta, Pakistan in local currency, (Pak Rupee/kg):

| Types of drugs | Price in (Pakistani Rupee)/kg | | |
|--------------------------------|-------------------------------|---------|--------------------|
| | Feb-14 | Mar-14 | Change (Mar-Feb) % |
| Opium -High quality | 35,000 | 35,000 | +0% |
| Opium -Medium quality | 26,500 | 26,000 | -2% |
| Opium -Low quality | 22,000 | 22,000 | +0% |
| Heroin -High quality (Crystal) | 360,000 | 350,000 | -3% |
| Heroin -Medium quality | 300,000 | 300,000 | +0% |
| Heroin -Low quality | 175,000 | 175,000 | +0% |
| Hashish -High quality | 56,000 | 55,000 | -2% |
| Hashish -Medium quality | 45,000 | 45,000 | +0% |

Graph 8: Average price of dry opium collected from traders in Nangarhar and Kandahar provinces (US\$/Kg), Mar 1997 – Mar 2014



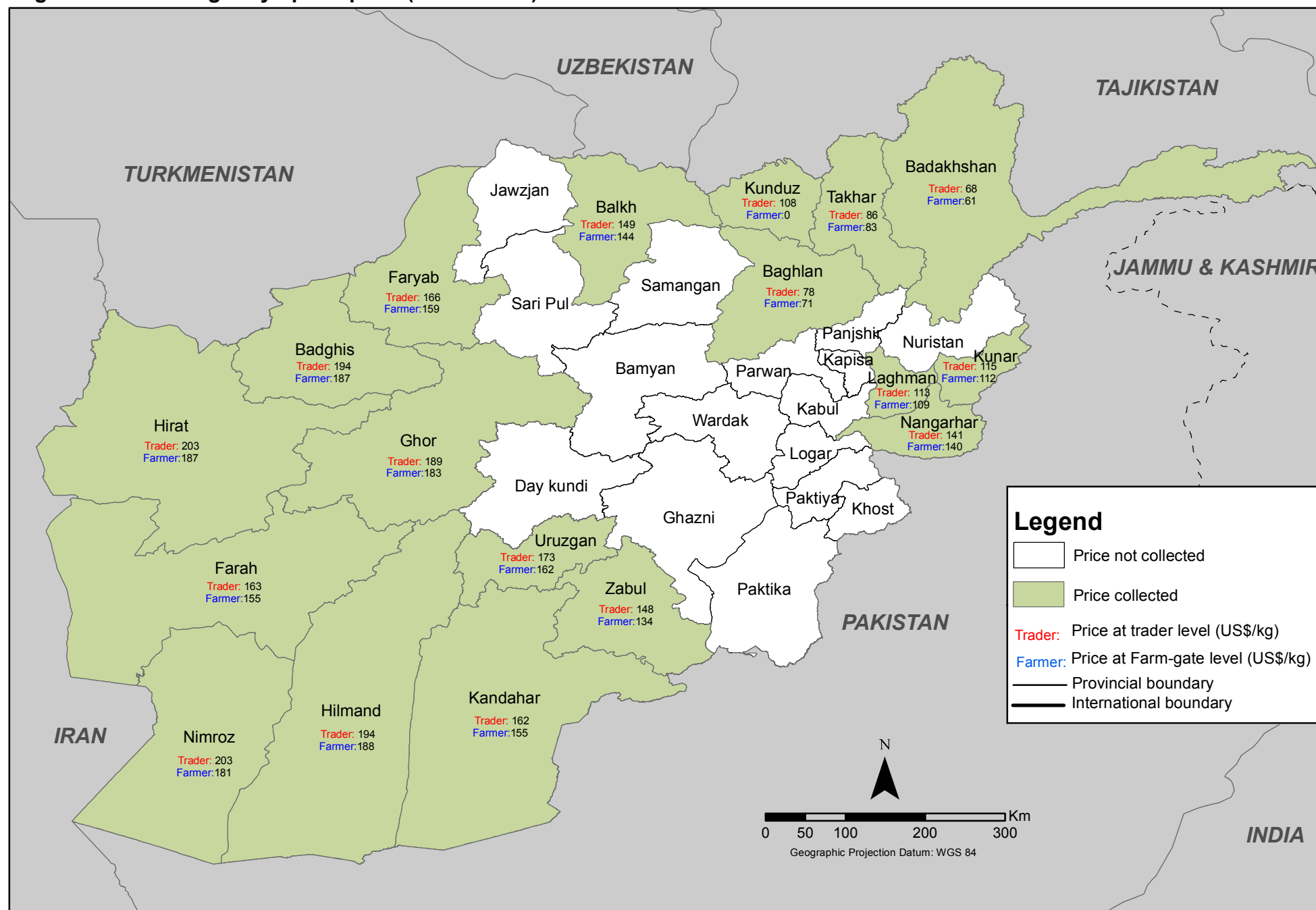
Methodology

- Prices are collected in the last week of every month from around twenty farmers and equal numbers of trader prices are collected by MCN Survey coordinators generally from different farmers and traders each month; however the price data collection is sourced from a few known farmers and traders as well.
- Opium prices are collected from 18 of 34 provinces namely Badakhshan, Baghlan, Badghis, Balkh, Farah, Faryab, Ghor, Hilmand, Hirat, Kandahar, Kunar, Kunduz, Laghman, Nangarhar, Nimroz, Uruzgan, Takhar and Zabul. The prices of dry and fresh opium are collected from farmers (at farm-gate level) and traders (at trader level).
- Different varieties of heroin, morphine and cannabis resin prices are collected from six provinces of Afghanistan namely Badakhshan, Balkh, Hirat, Nangarhar, Kandahar and Takhar.
- Prices of some licit crops such as wheat, saffron, imported and local rice is also collected from six provinces of Afghanistan and included in this report.
- Prices of poppy seeds, cannabis seeds and acetic anhydride are included in the report as well.
- Different varieties of opium, heroin and hashish prices are also collected from Peshawar as well as Quetta province of Pakistan. Prices are collected and reported by UNODC office in Peshawar and Quetta in Pakistan.
- The prices are also presented in local currency for convenience of certain analysis; however the national average prices are presented in USD. At the regional level, average prices are reflected in local currency with exception of the Western region since prices are reported in two different currencies.
- Prices are reported in different currencies in different regions. The prices in Eastern region (Kunar, Laghman and Nangarhar) and Southern region (Kandahar, Hilmand, Uruzgan and Zabul) are reported in Pakistani rupees. In Northern (Balkh, Baghlan, Farayb) and North-eastern (Badakhshan, Kunduz, Takhar) regions, the prices are reported in Afghani. However, prices are reported in two different currencies namely Afghani and Iranian Tuman in Western region. The prices are converted in US\$ using the exchange rate from oanda.com site considering the rates on the same date the observation is made.

Number of observations of dry and fresh opium prices

| | Number of observations (n) | | Number of provinces price collected |
|--------------------|----------------------------|--------------|-------------------------------------|
| | Farm-gate price | Trader price | |
| Dry Opium | 182 | 182 | 18 |
| Fresh Opium | 116 | 115 | 12 |

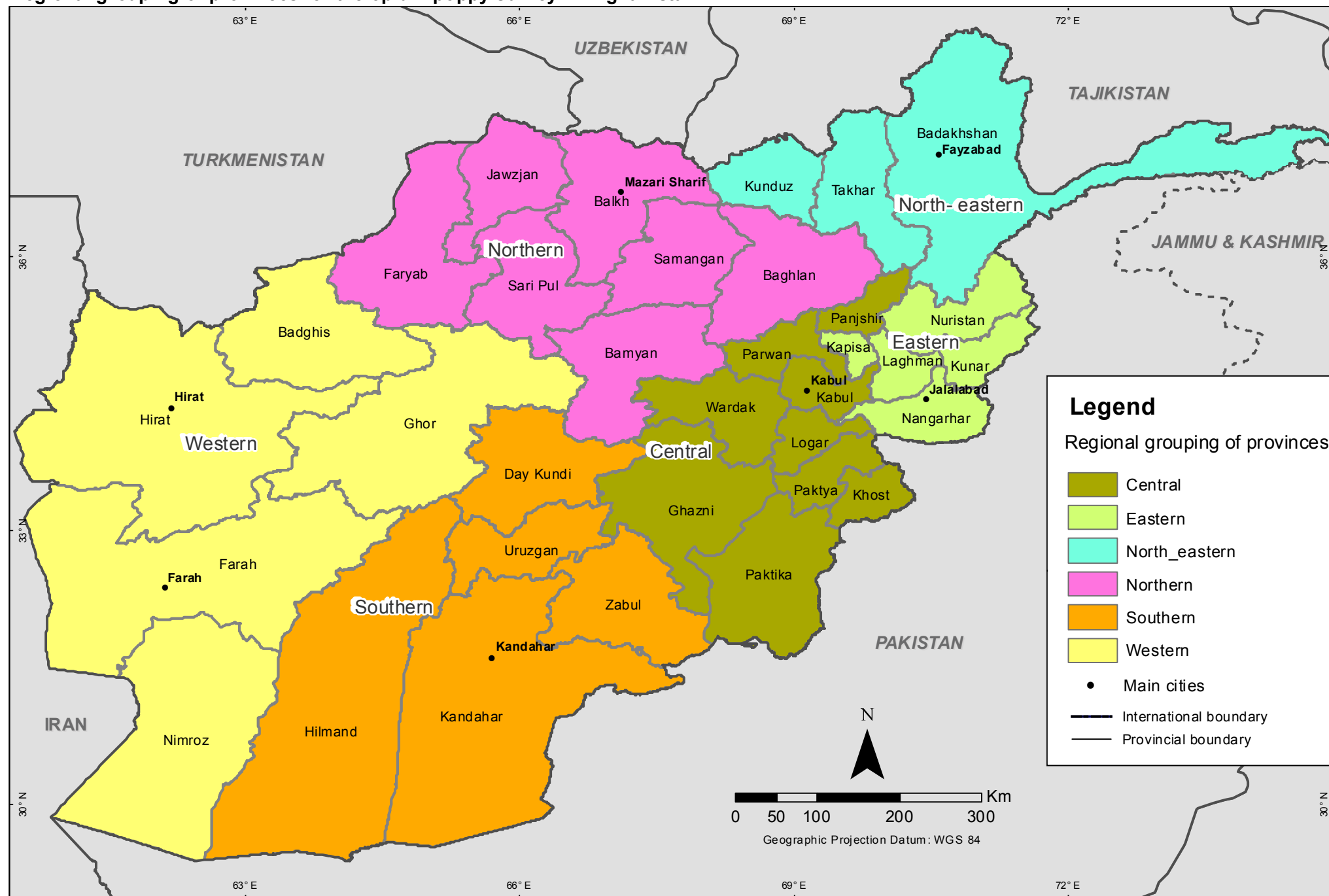
Afghanistan: Average dry opium price (March 2014)



Source: Government of Afghanistan - National monitoring system implemented by MCN / UNODC

Note: The boundaries and names shown and the designations used on this map do not imply official endorsement or acceptance by the United Nations.

Regional grouping of provinces for the opium poppy survey in Afghanistan



Source: Government of Afghanistan. National monitoring system implemented by UNODC

Note: The boundaries and names shown and the designations on this map do not imply official endorsement or acceptance by the United Nations.