



**Islamic Republic of Afghanistan
Ministry of Counter Narcotics**



UNODC
United Nations Office on
Drugs and Crime

March 2013 مطابق حل ۱۳۹۲، بحری - شمسی

Afghanistan Drug Price Monitoring Monthly Report



**Ministry of Counter Narcotics, Islamic Republic of Afghanistan, Kabul
And
United Nations Office on Drugs and Crime, Kabul**

Summary

- Prices are collected in the last week of every month from around twenty farmers and equal number of traders. Prices are collected by MCN Survey coordinators generally from different farmers and traders each month; however the price data collection is sourced from a few known farmers and traders as well.
- Opium prices are collected from 18 of 34 provinces namely Badakhshan, Baghlan, Badghis, Balkh, Farah, Faryab, Ghor, Hilmand, Hirat, Kandahar, Kunar, Kunduz, Laghman, Nangarhar, Nimroz, Uruzgan, Takhar and Zabul. The prices of dry and fresh opium are collected from farmers (at farm-gate level) and traders (at trader level).
- Different varieties of heroin, morphine and cannabis resin prices are collected from six provinces of Afghanistan namely Badakhshan, Balkh, Hirat, Nangarhar, Kandahar and Takhar.
- Prices of some licit crops such as wheat, saffron, imported and local rice is also collected from six provinces of Afghanistan and included in this report.
- Prices of poppy seeds, cannabis seeds and acetic anhydride are included in the report as well.
- Different varieties of opium, heroin and hashish prices are also collected from Peshawar as well as Quetta province of Pakistan. Prices are collected and reported by UNODC office in Peshawar and Quetta in Pakistan. A sharp increase in drug prices are reported from Peshawar this month after one militant group took control of the opium and hashish stocks in the Teerah valley of Khyber Agency.
- The prices are also presented in local currency at a regional level for convenience of certain research and analysis; however the national average prices are presented in USD.
- Prices are reported in different currencies in different regions. The prices in Eastern region (Kunar, Laghman and Nangarhar) and Southern region (Kandahar, Hilmand, Uruzgan and Zabul) are reported in Pakistani rupees. In Northern (Balkh, Baghlan, Farayb) and North-eastern (Badakhshan, Kunduz, Takhar) regions, the prices are reported in Afghani. However, prices are reported in two different currencies namely Afghani and Iranian Tuman in Western region. The prices are converted in US\$ using the exchange rate from oanda.com site considering the rates on the same date the observation is made.
- Average¹ price of dry Opium in Afghanistan, (US\$/kg)**

Dry Opium	Mar-12	Mar-13	Increase/ Decrease (%)
<i>Farm-gate price (US\$/Kg)</i>	220	178	-19%
<i>Trader price (US\$/Kg)</i>	232	186	-20%

- Average² price of fresh Opium in Afghanistan, (US\$/kg)**

Fresh Opium	Mar-12	Mar-13	Increase/ Decrease (%)
<i>Farm-gate price (US\$/Kg)</i>	159	161	+1%
<i>Trader price (US\$/Kg)</i>	169	168	-1%

¹ Simple average of all observations

- **Average³ price of Cannabis Resin in Afghanistan, (US\$/kg)**

Types of cannabis resin	Mar-12	Mar-13	Increase/ Decrease (%)
<i>Cannabis resin (Garda # 1) price (US\$/kg)</i>	116	87	-25%
<i>Cannabis resin (Garda # 2) price (US\$/kg)</i>	53	52	-2%
<i>Cannabis resin (Garda # 3) price (US\$/kg)</i>	27	20	-26%

- **Heroin and Hashish (best quality) prices in Peshawar, Pakistan (US\$/kg)**

Best quality of Heroin/Hashish	Mar-12	Mar-13	Increase/Decrease (%)
<i>Heroin - White (Injection) price (US\$/kg)</i>	4,820	4,893	+2%
<i>Hashish - (Garda # 1) price (US\$/kg)</i>	624	670	+7%

- **Heroin and Hashish (best quality) prices in Quetta, Pakistan (US\$/kg)**

Best quality of Heroin/Hashish	Feb-13	Mar-13	Change (Mar-Feb) %
<i>Heroin - High quality (Crystal) price (US\$/kg)</i>	6,472	6,570	+2%
<i>Hashish - High quality price (US\$/kg)</i>	462	513	+11%

Note: Price for March 2012 is not available.

- **Average⁴ price of Heroin, Opium and Hashish at consumer level in Afghanistan, (US\$/kg)**

Types of drugs	Mar-12	Mar-13	Increase/Decrease (%)
Heroin	6,078	5,004	-18%
Opium	499	447	-10%
Hashish	263	179	-32%

- **Average⁵ price of Wheat, Cotton, Saffron, Imported and Local Rice in Afghanistan, (US\$/kg)**

Types of crops	Mar_12	Mar-13	Increase/Decrease (%)
Wheat	0.41	0.43	+5%
Cotton	1.70	1.4	-16%
Saffron	1614	1,689	+5%
Rice (imported)*	1.20	1.4	+18%
Rice (local)*	0.90	1.0	+7%

- **Average⁶ price of poppy and cannabis seeds in Afghanistan, (US\$/kg)**

Types of seeds	Feb-13	Mar-13	Increase/Decrease (%)
Cannabis seed	0.42	0.42	+0%
Poppy seed	0.69	0.67	-3%

Note: Price for March 2012 is not available.

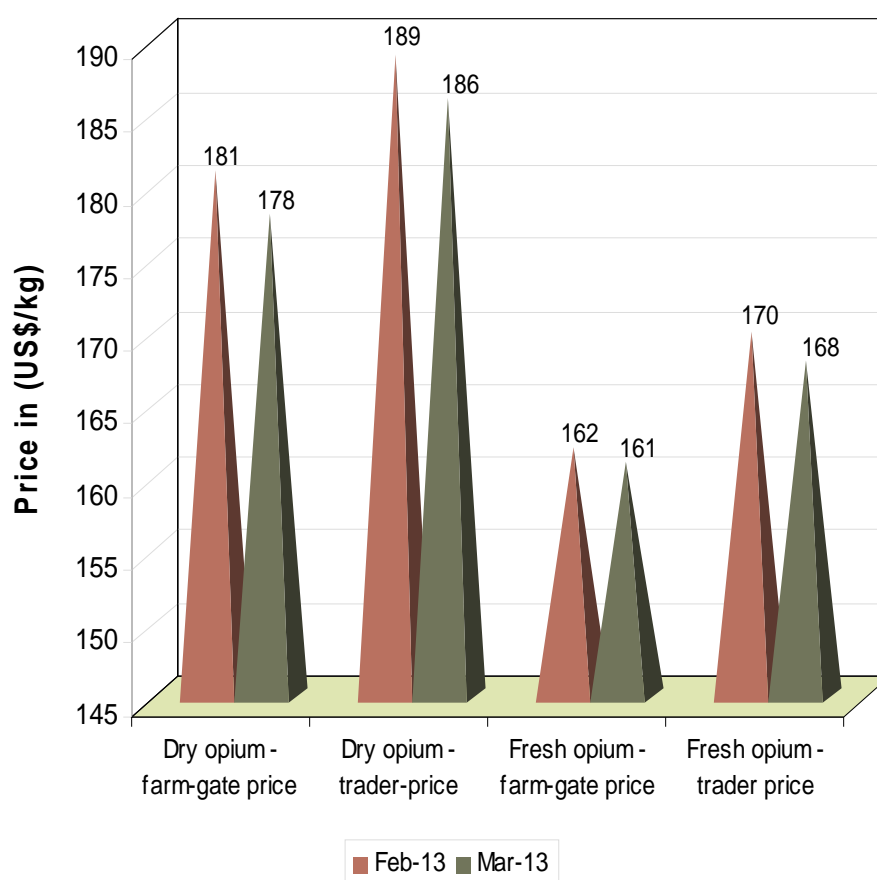
- **Average⁷ price of acetic anhydride in Afghanistan, (US\$/Lit)**

Variety of Acetic Anhydride	Feb-13	Mar-13	Increase/Decrease (%)
Acetic Anhydride - A*	215	220	+2%
Acetic Anhydride - B*	165	183	+11%
Acetic Anhydride - C*	155	173	+12%
Acetic Anhydride - D*	175	175	+0%
Acetic Anhydride - E*	167	172	+3%
Acetic Anhydride - F*	162	161	+0%

Note: Price for March 2012 is not available.

* A, B, C, D, E, F represent different variety of acetic anhydride in Afghanistan not strictly in order of quality.

Price change of Dry Opium and Fresh Opium between February 2013 and March 2013

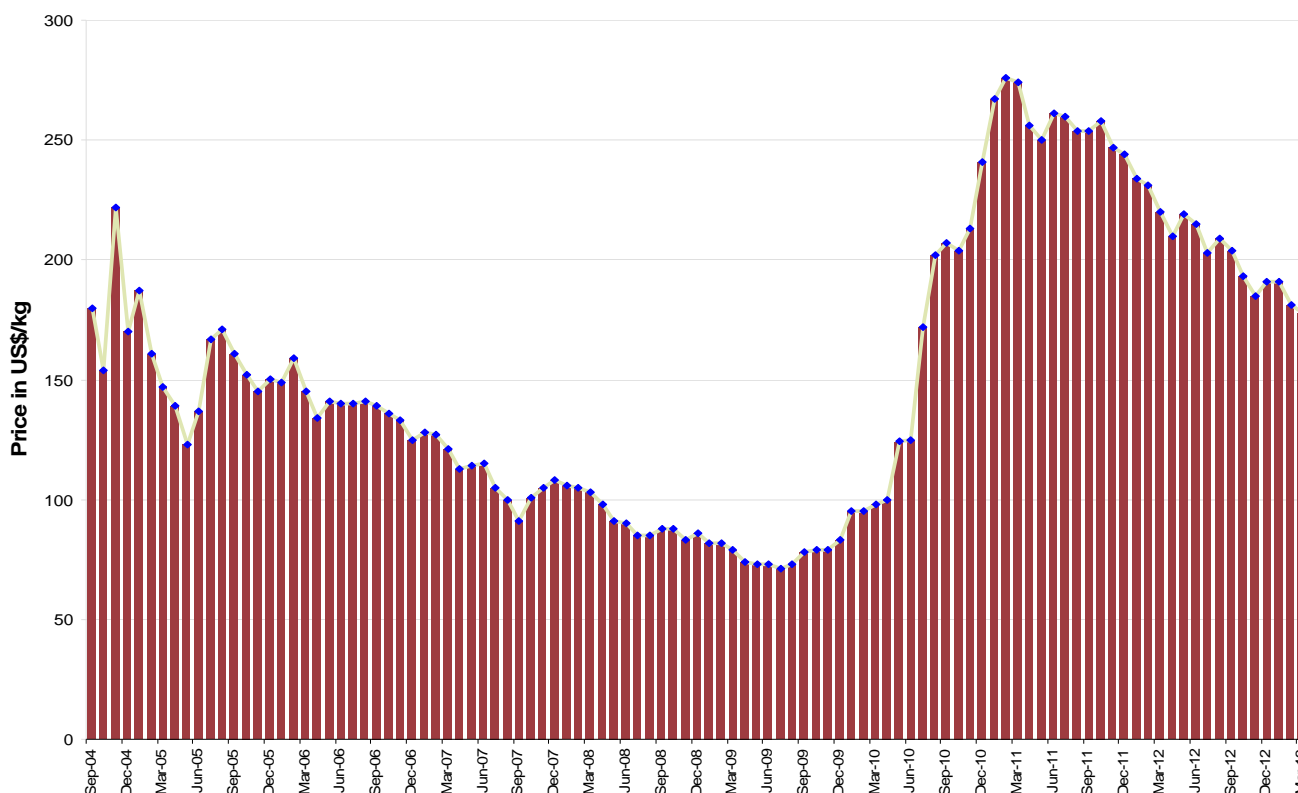


DRY OPIUM:

FARM-GATE PRICE:

The national average price for one kilogram of dry opium in Afghanistan at the farm-gate level was **US\$ 178/kg** at the end of March 2013 which is **1.38%** lower compared to price reported in February 2013 (**US\$ 181/kg**). The average dry opium price at the farm-gate level in March 2013 is **19%** lower than the price reported in March 2012 which was **US\$ 220/kg**. The dry opium price has a decreasing trend since February 2011.

Graph 1: National ³Average price of dry opium at farm-gate level from September 2004 to March 2013



Dry Opium (Chaynaki Quality):

FARM-GATE PRICE

Price of opium (dry) was not found to be varying in different regions depending on the quality except in Balkh and Hilmand provinces where another quality of dry opium by the name of **Chaynaki** is available at Farm-gate and trader level. The **Chaynaki** quality of dry opium is too much air dried. The average price of 1 kilogram of **Chaynaki** dry opium at Farm-gate level in Balkh province is **US\$ 196/kg** in March 2013 showing an increase of **1%** compared to the price reported in February 2013 (**US\$ 195**). The average price of 1 kilogram of **Chaynaki** dry opium at farm-gate level in Hilmand province is **US\$ 407.4/kg** in March 2013 with a decrease of **0.1%** compared to the price reported in February 2013 (**US\$ 408**).

Table 1: Average⁸ price of dry opium (Chaynaki quality) at farm-gate level (US\$/Kg)

Dry Opium (Chaynaki quality)	Balkh		Change (Mar-Feb) %	Hilmand		Change (Mar-Feb) %
	Feb-13	Mar-13		Feb-13	Mar-13	
Farm-gate price (US\$/Kg)	195	196	+1%	408	407.4	-0.1%

³ Simple average of all observations

TRADER PRICE:

The national average dry opium price collected from traders was **US\$ 186/kg** at the end of March 2013 showing **1.86%** decrease compared to the price reported last month (February 2013) (**US\$ 189/kg**). The average dry opium price at trader level in March 2013 is **20%** lower than the price reported last year (March 2012) which was **US\$ 232/kg**.

Dry opium price collected from traders has decreased by 3%, 2.4%, 2.2% and 1.7% in Eastern, North-eastern, Western, and Northern regions respectively. Price has increased by 1% in the Southern region.

Table 2: Regional average⁹ price of dry opium collected from traders (US\$/Kg)

Region	Price of Dry Opium (US\$/Kg)		Price change (%)
	Feb-13	Mar-13	
Eastern region (Kunar, Laghman, Nangarhar)	197	192	-3%
Southern region (Hilmand, Kandahar, Uruzgan, Zabul)	181	182	+1%
Western region (Badghis, Farah, Ghor, Hirat, Nimroz)	239	233	-2.2%
North-eastern region (Badakhshan, Kunduz, Takhar)	145	142	-2.4%
Northern region (Baghlan, Balkh, Faryab)	153	151	-1.7%
Average	189	186	-2%

Dry Opium (Chaynaki Quality):**TRADER PRICE:**

In Balkh province, the average price of 1 kilogram of **Chaynaki** dry opium at trader level is **US\$ 211/kg** in March 2013 showing an increase of **1%** compared to the price reported in February 2013 (**US\$ 208/kg**). In Hilmand province, the average price of 1 kilogram of **Chaynaki** dry opium at trader level is **US\$ 414.9/kg** in March 2013 decreased by **0.1%** compared to the price reported in February 2013 (**US\$ 415**)

Table 3: Average¹⁰ price of dry opium (Chaynaki quality) at trader level (US\$/Kg)

Dry Opium (Chaynaki quality)	Balkh		Change (Mar-Feb) %	Hilmand		Change (Mar-Feb) %
	Feb-13	Mar-13		Feb-13	Mar-13	
Trader price (US\$/Kg)	208	211	+1%	415	414.9	-0.1%

Graph 2: Regional average¹¹ price of dry opium from traders (January 2005 to March 2013)

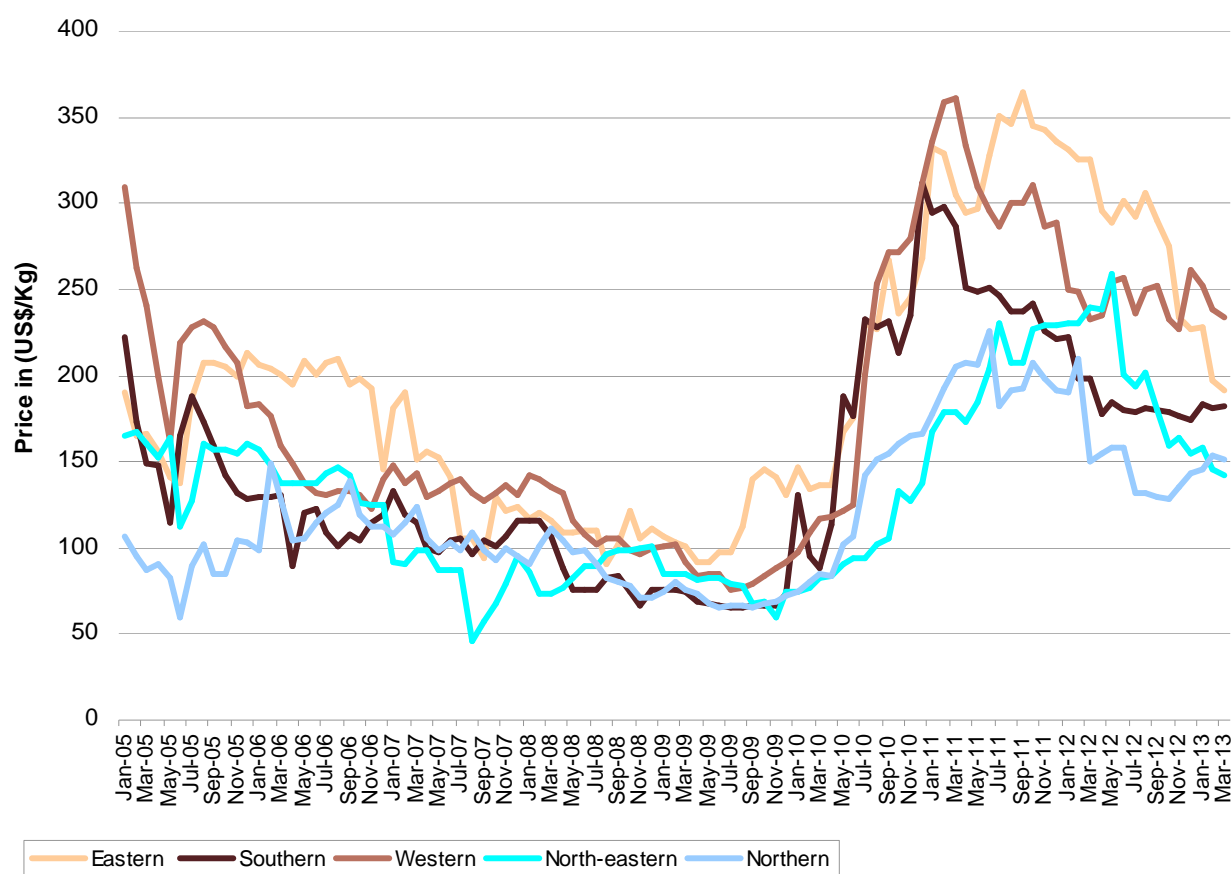


Table 4: Regional average¹² price of dry opium at farm-gate and trader level in local currency

		Price of 1 kg of Dry Opium in local currency					
		Feb-13		Mar-13			
Region	Local currency	Farm-gate	Trader	Farm-gate	Trader	Change at farm-gate level (Mar-Feb) (%)	Change at trader level (Mar-Feb) (%)
Eastern region (Kunar, Laghman, Nangarhar)	Pakistani Rupee	18,937	19,215	18,418	18,688	-3%	-3%
Southern region (Hilmand, Kandahar, Uruzgan, Zabul)	Pakistani Rupee	16,616	17,675	16,705	17,782	+1%	+1%
Western region (Badghis, Ghor) *	Afghani	11,570	11,941	11,123	11,494	-4%	-4%
Western region (Farah, Hirat, Nimroz) *	Iranian Tuman	870,413	888,748	840,857	859,193	-3%	-3%
North-eastern region (Badakhshan, Kunduz, Takhar)	Afghani	6,861	7,644	6,861	7,644	+0%	+0%
Northern region (Baghlan, Balkh, Faryab)	Afghani	7,627	8,082	7,648	8,036	+0.3%	-1%

* Western region is divided in two groups because of prices available in two currencies.

FRESH OPIUM:

At the end of March 2013, the national average price of fresh opium decreased by **0.94%** from **US\$ 162/kg** in February 2013 to **US\$ 161/kg** at the farm-gate level. Similarly, the national average price of fresh opium at trader level decreased by **1.02%** from **US\$ 170/kg** in February 2013 to **US\$ 168/kg** this month (March 2013).

After the harvest season there is no fresh opium available, but farmers keep their fresh opium in plastic bags or dishes covered with leaves in order to preserve moisture. This opium is referred as fresh opium.

Graph 3: National average¹³ price of fresh opium at farm-gate and trader level, US\$/kg (August 2009 to March 2013)

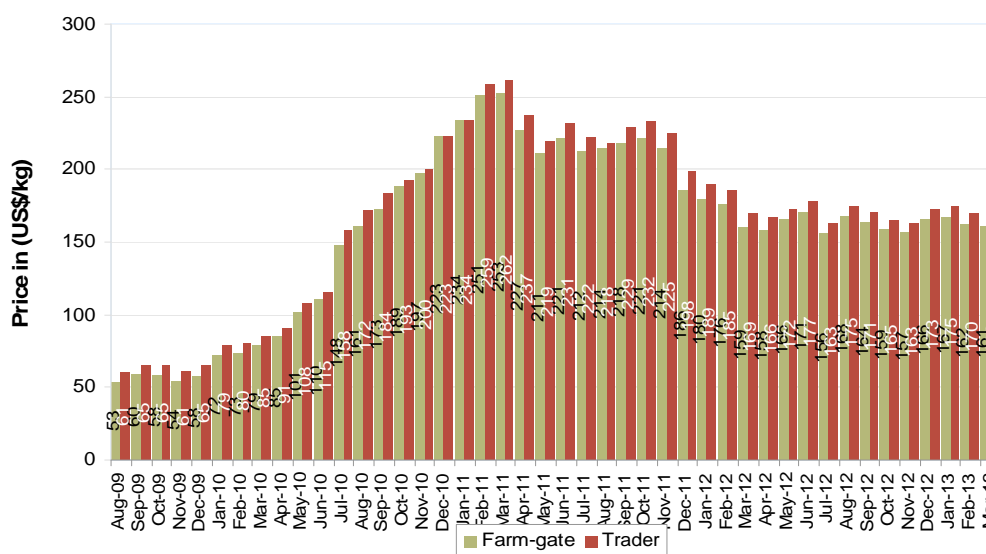


Table 5: Regional average¹⁴ price of fresh opium at farm-gate and trader level in local currency

		Price of 1 kg of Fresh Opium in local currency					
		Feb-13		Mar-13			
Region	Local currency	Farm-gate	Trader	Farm-gate	Trader	Change at farm-gate level (Mar-Feb) (%)	Change at trader level (Mar-Feb) (%)
Eastern region (Kunar, Laghman, Nangarhar)	Pakistani Rupee	NA	NA	NA	NA	NA	NA
Southern region (Hilmand, Kandahar, Uruzgan, Zabul)	Pakistani Rupee	14,287	15,267	14,338	15,359	+0.4%	+1%
Western region (Badghis, Ghor) *	Afghani	9,249	9,541	8,802	9,093	-5%	-5%
Western region (Farah, Hirat, Nimroz) *	Imanian Tuman	799,874	813,861	770,319	784,306	-4%	-4%
North-eastern region (Badakhshan, Kunduz, Takhar)	Afghani	NA	NA	NA	NA	NA	NA
Northern region (Baghlan, Balkh, Faryab)	Afghani	6,514	6,946	6,653	7,011	+2%	+1%

* Western region is divided in two groups because of prices available in two currencies

Table 6: Number of observations of dry and fresh opium prices

	Number of observations (n)		Number of provinces price collected
	Farm-gate price	Trader price	
Dry Opium	186	186	18
Fresh Opium	120	119	12

HEROIN:

There are several types of heroin available in Afghanistan with different quality. The prices of White powder (injection) in Nangarhar province, White powder (Crystal) in Kandahar and Balkh provinces, Off-white (Crystal)-100% in Badakhshan province and White powder-high quality (70-80% pure) in Hirat province are the most expensive heroin reported in Afghanistan. The cheapest heroin (**US\$ 30.5/kg**) is called as Khata # 2 reported in Nangarhar province.

Table 7: Prices of different types of Heroin in Afghanistan, (US\$/kg), Mar 2012 – Mar 2013

Province	Types of Heroin	Mar-12	Apr-12	May-12	Jun-12	Jul-12	Aug-12	Sep-12	Oct-12	Nov-12	Dec-12	Jan-13	Feb-13	Mar-13	Change (Mar-Feb) %
Badakhshan	Chara (20%)	1,007	1,008	1,299	1,160	1,456	1,364	1,733	1,511	1,561	1,442	1,451	1,232	1,221	-1%
	Off- white powder (Crystal) - 100%	4,631	4,613	4,798	4,545	3,883	3,411	5,199	4,722	4,879	4,037	4,062	3,506	3,475	-1%
Balkh	Bist powder	2,454	2,467	2,480	2,388	2,350	2,339	2,292	2,323	2,402	2,558	2,813	2,960	2,968	+0.3%
	White powder (Crystal)	4,583	4,573	4,579	4,427	4,388	4,385	4,275	4,231	4,255	4,347	4,424	4,354	4,274	-2%
Hirat	Morphine	1,053	1,047	1,295	1,306	1,298	1,429	1,191	946	872	984	931	861	915	+6%
	Off- white coarse powder (Crystal)	1,658	1,623	1,928	1,833	1,667	2,049	1,939	1,546	1,463	1,607	1,471	1,278	1,230	+4%
	White powder - high quality (70-80% pure)	na	na	4,250	4,031	3,794	3,941	3,271	2,603	2,491	2,787	2,613	2,361	2,574	+9%
	White powder - low quality (less than 50% pure)	2,737	2,618	2,500	2,389	2,227	2,365	1,939	1,577	1,494	1,639	1,562	1,389	1,459	+5%
Kandahar	Morphine	2,449	2,205	2,202	2,121	2,119	2,141	2,137	2,121	2,084	2,060	2,086	2,096	2,111	+0.7%
	Off- white powder (Batan) - high quality	2,059	2,040	2,037	1,983	1,960	1,927	1,816	1,803	1,771	1,761	1,868	1,880	1,853	-1%
	Off- white powder (Batan) - low quality	1,224	1,213	1,211	1,166	1,165	1,177	1,175	1,166	1,146	1,133	1,246	1,253	1,287	+3%
	White powder (Crystal)	3,651	3,473	3,414	3,287	3,284	3,372	3,312	3,287	3,230	3,213	3,270	3,205	3,295	+3%
Nangarhar	Bist powder	2,520	2,479	2,423	2,334	2,336	2,243	2,239	2,333	2,188	2,368	1,951	1,603	1,731	+8%
	Chara # 1	175	149	143	95	106	107	117	117	115	72	103	103	71	-31%
	Chara # 2	110	72	55	64	64	64	64	64	63	41	72	83	51	-38%
	Khata # 1	88	88	77	74	74	75	75	74	73	62	62	62	51	-18%
	Khata # 2	44	55	44	42	42	43	53	53	52	31	41	41.4	30.5	-26%
	Off- white powder (Batan)	3,670	3,526	3,469	3,342	3,504	3,311	3,306	3,520	3,126	3,192	3,080	2,895	2,952	+2%
	White powder (Injection)	5,039	4,848	4,735	4,562	4,459	4,593	4,425	4,644	4,168	4,222	4,107	4,033	4,072	+1%
Takhar	Off- white powder (Crystal) - 60%	3,021	3,008	3,199	2,901	2,427	2,534	2,696	2,550	2,635	2,403	2,418	2,085	2,067	-1%

Graph 4: Prices of different types of heroin in Afghanistan, (US\$/kg), March 2013

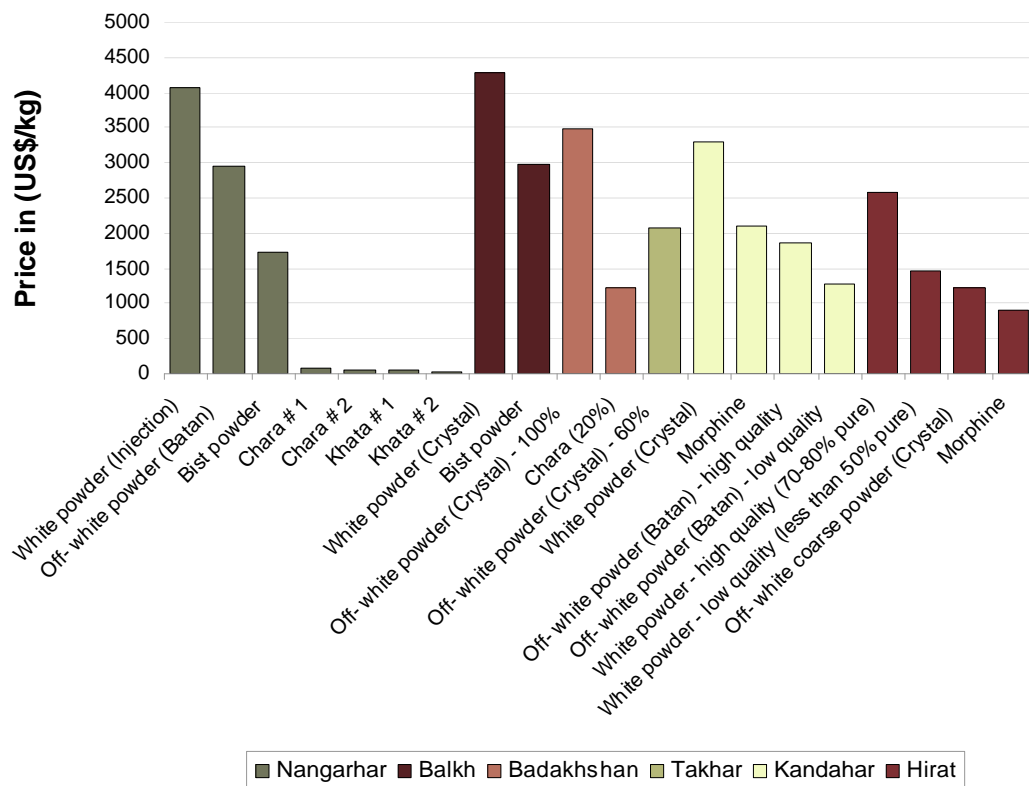


Table 8: Prices of 1 kilogram of different types of Heroin in local currency

Province	Types of heroin	Local currency	Prices of 1 kg of different types of heroin in local currency		Change (Mar-Feb) %
			Feb-13	Mar-13	
Badakhshan	Chara (20%)	Afghani	65,000	65,000	+0%
	Off- white powder (Crystal) - 100%	Afghani	185,000	185,000	+0%
Balkh	Bist powder	Afghani	156,000	159,000	+2%
	White powder (Crystal)	Afghani	229,500	229,000	-0.2%
Hirat	Morphine	Iranian Tuman	3,100,000	3,200,000	+3%
	Off- white coarse powder (Crystal)	Iranian Tuman	4,600,000	4,300,000	-7%
	White powder - high quality (70-80% pure)	Iranian Tuman	8,500,000	9,000,000	+6%
	White powder - low quality (less than 50% pure)	Iranian Tuman	5,000,000	5,100,000	+2%
Kandahar	Morphine	Pakistani Rupee	204,000	205,000	+0%
	Off- white powder (Batan) - high quality	Pakistani Rupee	183,000	180,000	-2%
	Off- white powder (Batan) - low quality	Pakistani Rupee	122,000	125,000	+2%
	White powder (Crystal)	Pakistani Rupee	312,000	320,000	+3%
Nangarhar	Bist powder	Pakistani Rupee	155,000	170,000	+10%
	Chara # 1	Pakistani Rupee	10,000	7,000	-30%
	Chara # 2	Pakistani Rupee	8,000	5,000	-38%
	Khata # 1	Pakistani Rupee	6,000	5,000	-17%
	Khata # 2	Pakistani Rupee	4,000	3,000	-25%
	Off- white powder (Batan)	Pakistani Rupee	280,000	290,000	+4%
	White powder (Injection)	Pakistani Rupee	390,000	400,000	+3%
Takhar	Off- white powder (Crystal) - 60%	Pakistani Rupee	110,000	110,000	+0%

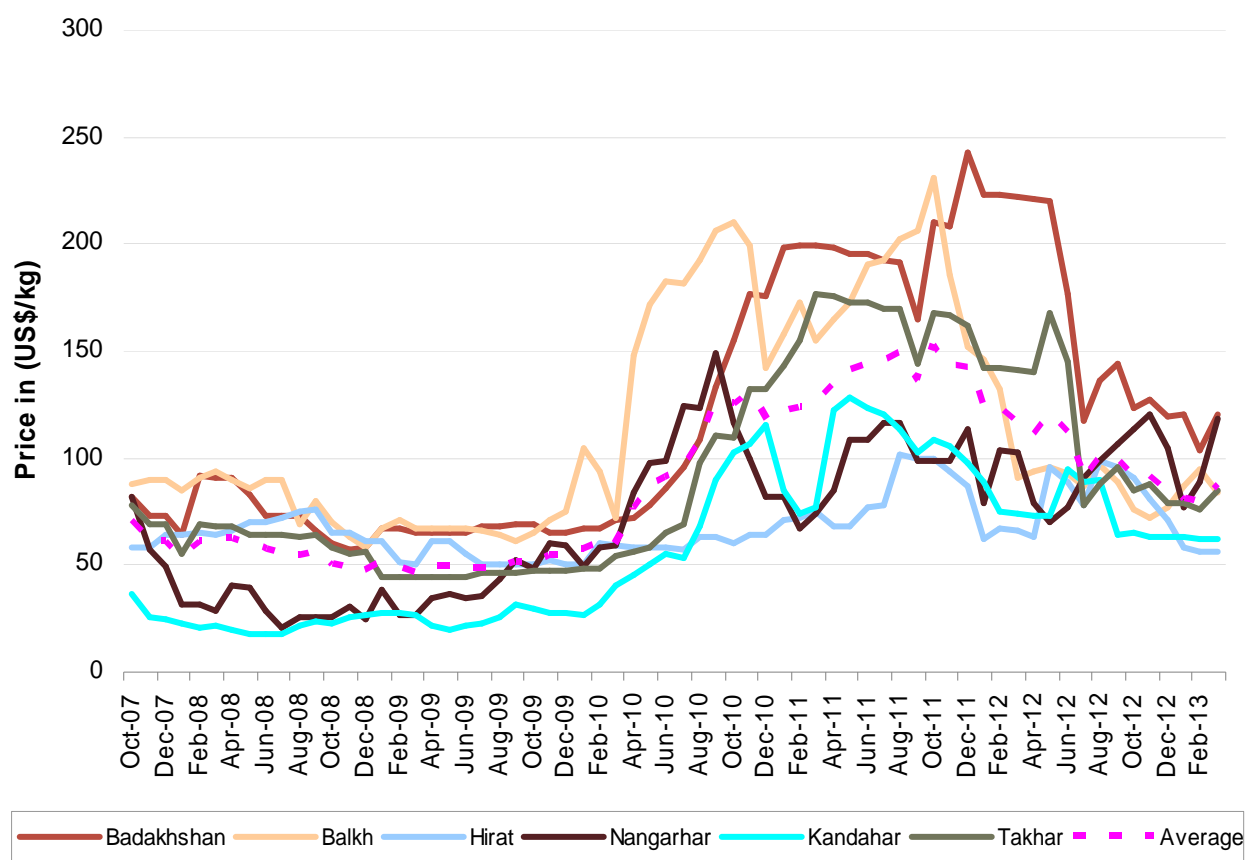
CANNABIS RESIN:

There are mainly three quality types of cannabis resin available in Afghanistan namely Garda # 1, # 2 and # 3 with quality as best, moderate and fair respectively. Garda # 1 (Shirak) in Badakhshan province is the most expensive cannabis resin because of its purity.

Table 9: Prices of different types of cannabis resin in Afghanistan, (US\$/kg), Mar 2012 - Mar 2013

Province	Types of cannabis resin	Mar-12	Apr-12	May-12	Jun-12	Jul-12	Aug-12	Sep-12	Oct-12	Nov-12	Dec-12	Jan-13	Feb-13	Mar-13	Change (Mar-Feb) %
Badakhshan	Garda # 1 (Shirak)	222	221	220	177	117	136	144	123	127	119	120	104	120	+15%
Balkh	Garda # 1 (Jooshi)	91	94	96	93	87	97	89	76	72	77	87	95	84	-12%
	Garda # 2 (Morchajosh)	50	60	64	68	62	78	73	60	57	62	70	76	69	-9%
Hirat	Garda # 1	66	63	96	89	78	99	96	91	81	71	58	56	56	+0%
	Garda # 2	45	42	60	56	48	62	67	65	53	36	29	36	37	+3%
Kandahar	Garda # 1	74	73	73	95	89	90	64	65	63	63	63	62	62	+0%
	Garda # 2	45	44	44	67	64	65	45	47	46	45	45	45	45	+0%
	Garda # 3	22	22	22	36	31	33	21	24	23	23	23	23	23	+0%
Nangarhar	Garda # 1	103	79	70	77	91	99	107	113	120	105	77	89	118	+33%
	Garda # 2	72	39	31	46	46	53	61	63	82	67	44	43	59	+37%
	Garda # 3	32	24	17	23	23	23	23	26	33	31	28	15	18	+20%
Takhar	Garda # 1 (Shirak)	141	140	168	145	78	88	96	85	88	79	79	76	85	+12%

Graph 5: Average¹⁵ price of cannabis resin (Garda # 1, best quality) in US\$/kg, Oct 2007 Mar 2013



Graph 6: Prices of different types of cannabis resin in Afghanistan, (US\$/kg), March 2013

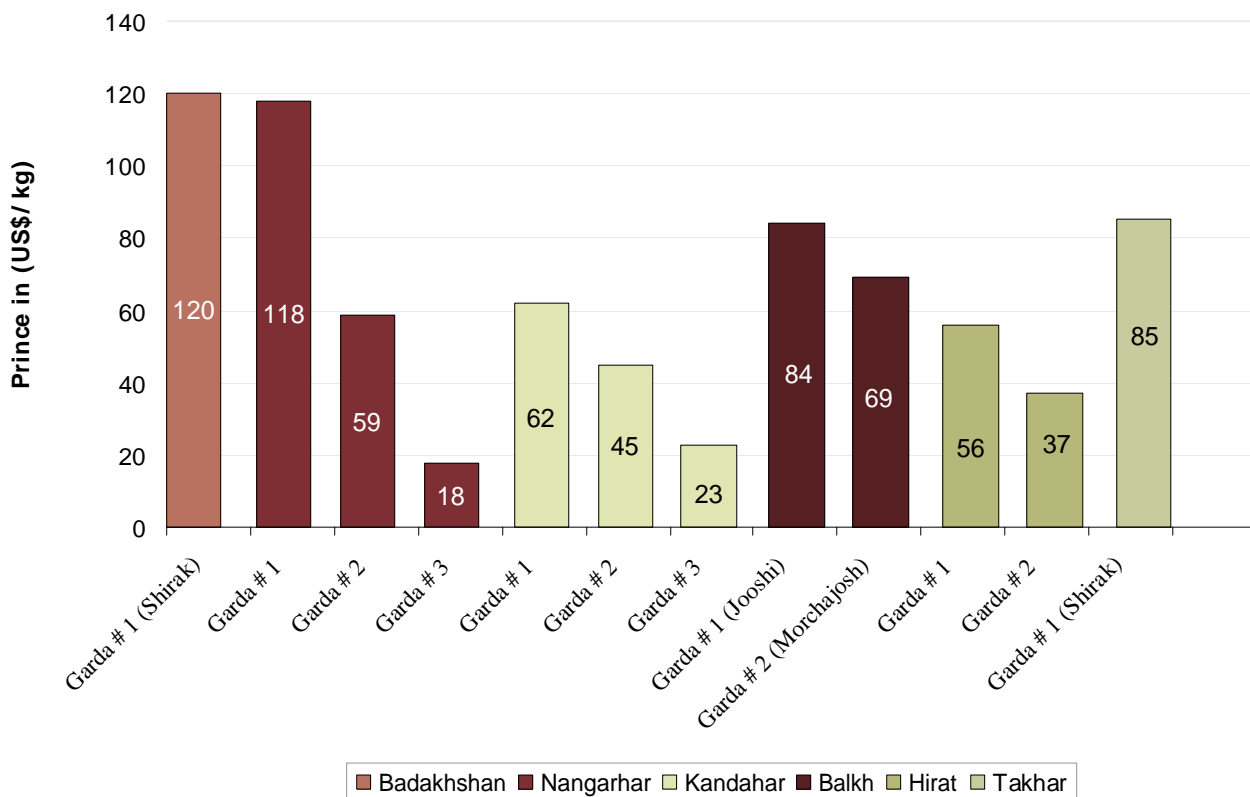


Table 10: Prices of 1 kilogram of different types of cannabis resin in Afghanistan in local currency, February 2013- March 2013

Province	Types of cannabis resin	Local currency	Prices of 1 kg of different types of cannabis resin in local currency		Change (Mar-Feb) %
			Feb-13	Mar-13	
Badakhshan	Garda # 1 (Shirak)	Afghani	5,500	6,400	+16%
Balkh	Garda # 1 (Jooshi)	Afghani	5,000	4,500	-10%
	Garda # 2 (Morchajosh)	Afghani	4,000	3,700	-8%
Hirat	Garda # 1	Iranian Tuman	200,000	197,000	-2%
	Garda # 2	Iranian Tuman	130,000	130,000	+0%
Kandahar	Garda # 1	Pakistani Rupee	6,089	6,089	+0%
	Garda # 2	Pakistani Rupee	4,378	4,378	+0%
	Garda # 3	Pakistani Rupee	2,222	2,222	+0%
Nangarhar	Garda # 1	Pakistani Rupee	8,571	11,428	+33%
	Garda # 2	Pakistani Rupee	4,142	5,714	+38%
	Garda # 3	Pakistani Rupee	1,428	1,714	+20%
Takhar	Garda # 1 (Shirak)	Afghani	4,000	4,500	+13%

LICIT CROPS:

Prices of wheat, cotton, saffron, rice (imported) and rice (local) collected in six provinces of Afghanistan are shown in below table.

Table 11: Prices of wheat, cotton, saffron, imported and local rice in Afghanistan in local currency, March 2013

Province	Types of crops	Price/Kg in Pakistani Rupee (PRs)	Price/Kg in Afghani (AFs)	Price/Kg in (US\$)
Badakhshan	Wheat	-	25	0.5
Badakhshan	Rice Imported	-	87	1.6
Badakhshan	Rice Local	-	60	1.1
Balkh	Wheat	-	20	0.4
Balkh	Cotton	-	33	0.6
Balkh	Rice Imported	-	80	1.5
Balkh	Rice Local	-	60	1.1
Hirat	Wheat	-	22	0.4
Hirat	Cotton	-	90	2
Hirat	Saffron	-	90,000	1689
Hirat	Rice Imported	-	80	1.5
Hirat	Rice Local	-	66	1.2
Kandahar	Wheat	51	-	0.5
Kandahar	Cotton	160	-	1.6
Kandahar	Rice Imported	105	-	1.1
Nangarhar	Wheat	36	-	0.4
Nangarhar	Cotton	171	-	1.8
Nangarhar	Rice Imported	130	-	1.3
Nangarhar	Rice Local	42	-	0.4
Takhar	Wheat	-	22	0.4
Takhar	Rice Imported	-	78	1.5
Takhar	Rice Local	-	43	0.8

Table 12 Average¹⁶ price of Wheat, Cotton, Saffron, Imported and Local Rice in Afghanistan, (US\$/kg, Mar 2012 - Mar 2013

Types of crops	Mar 12	Apr 12	May 12	Jun 12	Jul 12	Aug 12	Sep 12	Oct 12	Nov-12	Dec-12	Jan-13	Feb-13	Mar-13	Increase/Decrease (%)
Wheat	0.41	0.49	0.40	0.36	0.37	0.37	0.38	0.4	0.40	0.41	0.42	0.43	0.43	+0%
Cotton	1.70	1.60	1.70	1.60	1.60	1.60	1.70	1.6	1.5	1.3	1.4	1.4	1.4	4%
Saffron	1614	1604	1600	1553	1456	1465	1540	1511	1,805	1,728	1,746	1,708	1,689	-1%
Rice (Imported)	1.20	1.20	1.20	1.20	1.30	1.30	1.40	1.3	1.4	1.6	1.5	1.5	1.4	+5%
Rice (Local)	0.90	0.90	0.80	0.80	1.00	0.90	1.00	1.0	1.0	1.0	1.1	1.0	1.0	-2%

CANNABIS AND POPPY SEEDS:

Prices of cannabis and poppy seeds are collected in eighteen provinces of Afghanistan are shown in below table.

Table 13: Prices of cannabis and poppy seeds in local currency, February 2013 – March 2013

Province	Types of seed	Local currency	Prices of 1 kg of cannabis seed and poppy seed in local currency		Change (Mar-Feb) (%)
			Feb-13	Mar-13	
Badakhshan	Poppy seed	Afghani	30	40	+33%
	Cannabis seed	Afghani	40	30	-25%
Baghlan	Poppy seed	Afghani	54	50	-7%
	Cannabis seed	Afghani	15	10	-33%
Balkh	Poppy seed	Afghani	50	40	-20%
	Cannabis seed	Afghani	20	24	+20%
Farah	Poppy seed	Afghani	28	27.5	-2%
	Cannabis seed	Afghani	25	25	+0%
Faryab	Poppy seed	Afghani	80	70	-13%
	Cannabis seed	Afghani	20	18	-10%
Hilmand	Poppy seed	Afghani	36	36	-1%
	Cannabis seed	Afghani	21	21	+1%
Hirat	Poppy seed	Afghani	48.0	47.5	-1%
	Cannabis seed	Afghani	50	50	+0%
Kabul	Poppy seed	Afghani	27	33	+22%
Kandahar	Poppy seed	Afghani	42	42.2	+1%
	Cannabis seed	Afghani	19	18.9	-1%
Kapisa	Poppy seed	Afghani	25	30	+20%
Kunar	Poppy seed	Pakistani Rupee	29	28.5	-2%
Laghman	Poppy seed	Pakistani Rupee	25	25	+0%
Logar	Cannabis seed	Afghani	24	29	21%
Nangarhar	Poppy seed	Pakistani Rupee	29	28.5	-2%
	Cannabis seed	Pakistani Rupee	12	11.5	-4%
Paktya	Cannabis seed	Afghani	22	27	+23%
Takhar	Poppy seed	Afghani	35	35	+0%
	Cannabis seed	Afghani	25	25	+0%
Uruzgan	Poppy seed	Afghani	40	40	+0%
	Cannabis seed	Afghani	18	17.8	-1%
Zabul	Poppy seed	Afghani	42	42.2	+0.5%
	Cannabis seed	Afghani	20	20	+0%

PRICES OF HEROIN, OPIUM AND HASHISH AT CONSUMER LEVEL:

The consumer prices of heroin, opium and hashish collected in different regions of Afghanistan are as below. The quality of product varies widely in different regions.

Graph 7: Regional average¹⁷ prices of heroin, opium and hashish at consumer level in (US\$/Kg), March 2013

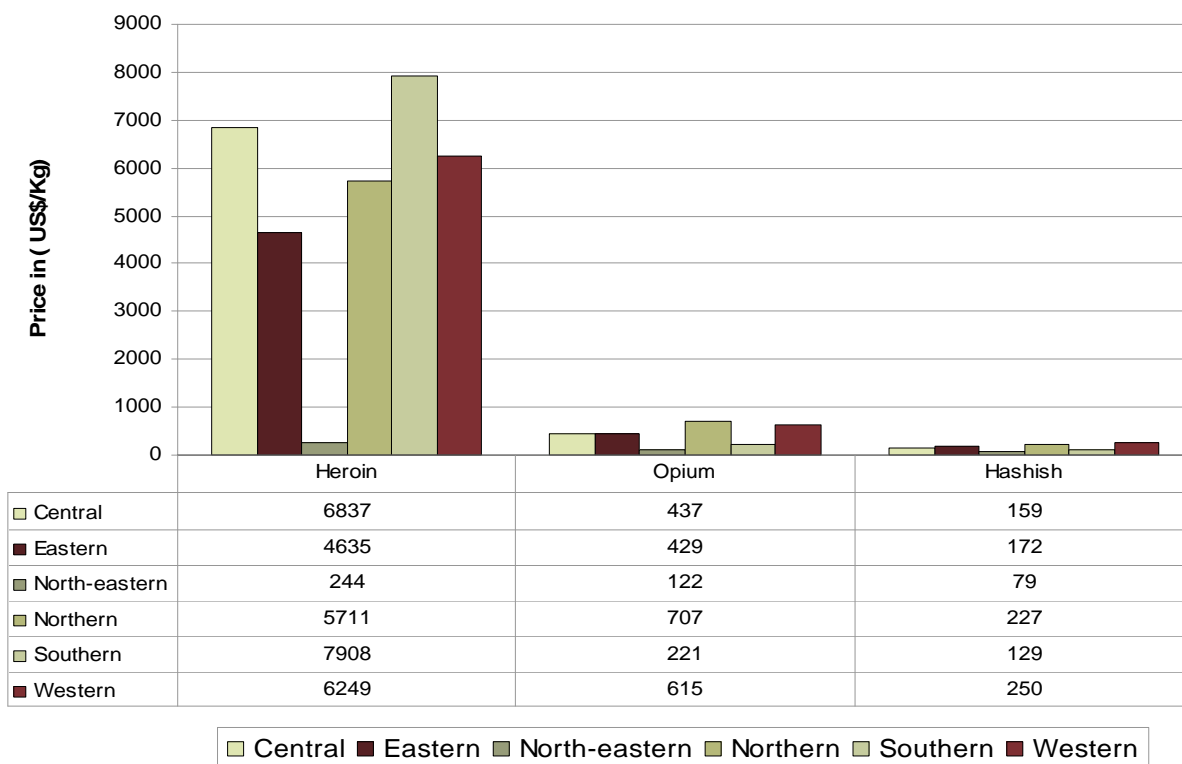


Table 14: Average¹⁸ prices of Heroin, Opium and Hashish at consumer level in Afghanistan, (US\$/kg), March 2012- March 2013

Types of drug	Average prices in (US\$/kg)													Change (Mar-Feb) (%)
	Mar-12	Apr-12	May-12	Jun-12	Jul-12	Aug-12	Sep-12	Oct-12	Nov-12	Dec-12	Jan-13	Feb-13	Mar-13	
Heroin	6,078	6,716	6,414	6,635	6,460	6,715	6,379	6,070	5,922	5,826	5,885	5,335	5,004	-6%
Opium	499	488	494	492	471	436	438	423	456	458	448	470	447	-5%
Hashish	263	253	255	245	224	211	206	213	210	200	195	183	179	-2%

PRICES OF DRUGS IN PAKISTAN:

The prices of different types of opium, heroin and hashish reported from Peshawar and Quetta in Pakistan are as below:

A. PESHAWAR

The drug prices rose sharply this month after fierce fighting between militant groups in the Teerah valley of Khyber Agency and one group taking control of the opium and hashish stocks eventually from the the locals who fled their homes.

OPIUM:

There are three types of dry opium namely Opium - Afghanistan (opium of Afghanistan), Opium - Terra and Opium - Tapa (adulterated) available in Peshawar, Pakistan. Opium-Terra is the most expensive opium reported in Peshawar.

Table 15: Prices of different types of opium in Peshawar, Pakistan in (US\$/Kg):

Types of opium *	Mar-12	Apr-12	May-12	Jun-12	Jul-12	Aug-12	Sep-12	Oct-12	Nov-12	Dec-12	Jan-13	Feb-13	Mar-13	Change (Mar-Feb) %
Opium - Terra	471	457	463	424	409	406	455	455	478	453	331	320	433	+35%
Opium - Afghanistan	416	397	385	361	350	342	381	392	405	376	274	269	361	+34%
Opium - Tapa (adulterated)	263	253	253	180	181	176	196	201	239	190	191	196	227	+16%

Note: * Prices are expected to rise further after strategic Teerah valley of Khyber Agency fell to a particular militant group.

HEROIN:

There are three types of heroin namely White (Injection), Yellow (Batan) and Saada (Ordinary) available in Peshawar, Pakistan. White (injection) type is the most expensive heroin reported in Peshawar.

Table 16: Prices of different types of heroin in Peshawar, Pakistan in (US\$/Kg):

Types of heroin	Mar-12	Apr-12	May-12	Jun-12	Jul-12	Aug-12	Sep-12	Oct-12	Nov-12	Dec-12	Jan-13	Feb-13	Mar-13	Change (Mar-Feb) %
Heroin - White (Injection)	4,820	5,124	5,066	4,934	4,990	4,913	5,084	5,031	5,041	4,994	4,855	4,804	4,893	+2%
Heroin - Yellow (Batan)	4,656	4,904	4,845	4,668	4,725	4,700	4,872	4,872	4,833	4,767	4,649	4,597	4,687	+2%
Heroin - Saada (Ordinary)*	1,753	1,873	2,037	1,772	1,752	1,784	1,906	1,959	2,027	1,956	1,860	1,808	2,472	+37%

Note: * Prices are expected to rise further after strategic Teerah valley of Khyber Agency fell to a particular militant group.

HASHISH:

There are three types of hashish namely Hashish - Garda # 1, # 2 and # 3 available in Peshawar, Pakistan. Hashish-Garda#1 is the most expensive hashish reported in Peshawar.

Table 17: Prices of different types of Hashish in Peshawar, Pakistan in (US\$/Kg):

Types of hashish *	Mar-12	Apr-12	May-12	Jun-12	Jul-12	Aug-12	Sep-12	Oct-12	Nov-12	Dec-12	Jan-13	Feb-13	Mar-13	Change (Mar-Feb) %
Hashish - Garda # 1	624	628	551	541	573	566	572	551	551	525	532	527	670	+27%
Hashish - Garda # 2	383	408	418	403	393	385	392	381	405	360	372	362	618	+71%
Hashish - Garda # 3	230	253	363	340	340	331	318	307	218	278	289	279	484	+74%

Note: * Prices are expected to rise further after strategic Teerah valley of Khyber Agency fell to a particular militant group.

Table 18: Prices of different types of drugs in Peshawar, Pakistan in local currency, (Pak Rupee/kg):

		Price in (Pakistani Rupee)/kg	
Types of drugs	Feb-13	Mar-13	Change (Mar-Feb) %
Opium -Afghanistan	26,000	35,000	+35%
Opium -Tapa (Adulterated)	19,000	22,000	+16%
Opium -Terra	31,000	42,000	+35%
Heroin -White (Injection)	465,000	475,000	+2%
Heroin -Yellow (Batan)	445,000	455,000	+2%
Heroin -Saada (Ordinary)*	175,000	240,000	+37%
Hashish -Garda # 1*	51,000	65,000	+27%
Hashish -Garda # 2*	35,000	60,000	+71%
Hashish -Garda # 3*	27,000	47,000	+74%

Note: * Prices are expected to rise more after strategic Teerah valley of Khyber Agency fell to a particular militant group.

B. QUETTA

OPIUM:

Table 19: Prices of different quality of opium in Quetta, Pakistan in (US\$/Kg):

Quality of opium	Aug-12	Sep-12	Oct-12	Nov-12	Dec-12	Jan-13	Feb-13	Mar-13	Change (Mar-Feb) %
High quality	427	455	488	488	494	517	534	565	+6%
Medium quality	385	402	424	446	453	465	462	482	+4%
Low quality	320	371	371	382	412	413	411	431	+5%

HEROIN:

Table 20: Prices of different quality of heroin in Quetta, Pakistan in (US\$/Kg):

Quality of heroin	Aug-12	Sep-12	Oct-12	Nov-12	Dec-12	Jan-13	Feb-13	Mar-13	Change (Mar-Feb) %
High quality (Crystal)	6,409	6,355	6,362	6,365	6,385	6,457	6,472	6,570	+2%
Medium quality	3,739	3,601	3,817	3,819	3,707	3,719	3,852	3,901	+1%
Low quality	2,670	2,383	2,121	2,016	2,060	2,118	2,055	2,207	+7%

HASHISH:

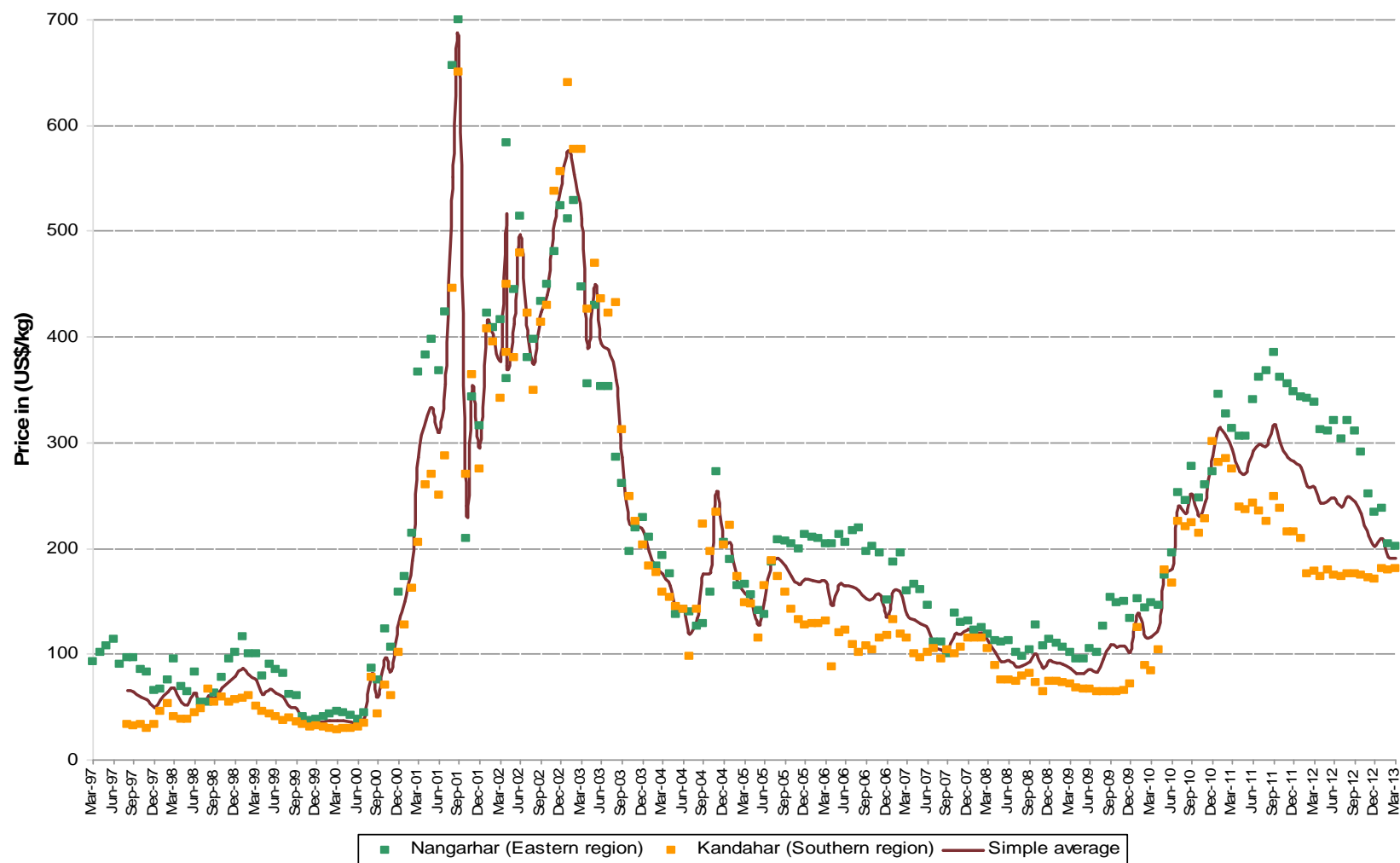
Table 21: Prices of different quality of Hashish in Quetta, Pakistan in (US\$/Kg):

Quality of hashish	Aug-12	Sep-12	Oct-12	Nov-12	Dec-12	Jan-13	Feb-13	Mar-13	Change (Mar-Feb) %
High quality	342	360	382	382	412	465	462	513	+11%
Medium quality	299	318	339	339	360	393	411	431	+5%

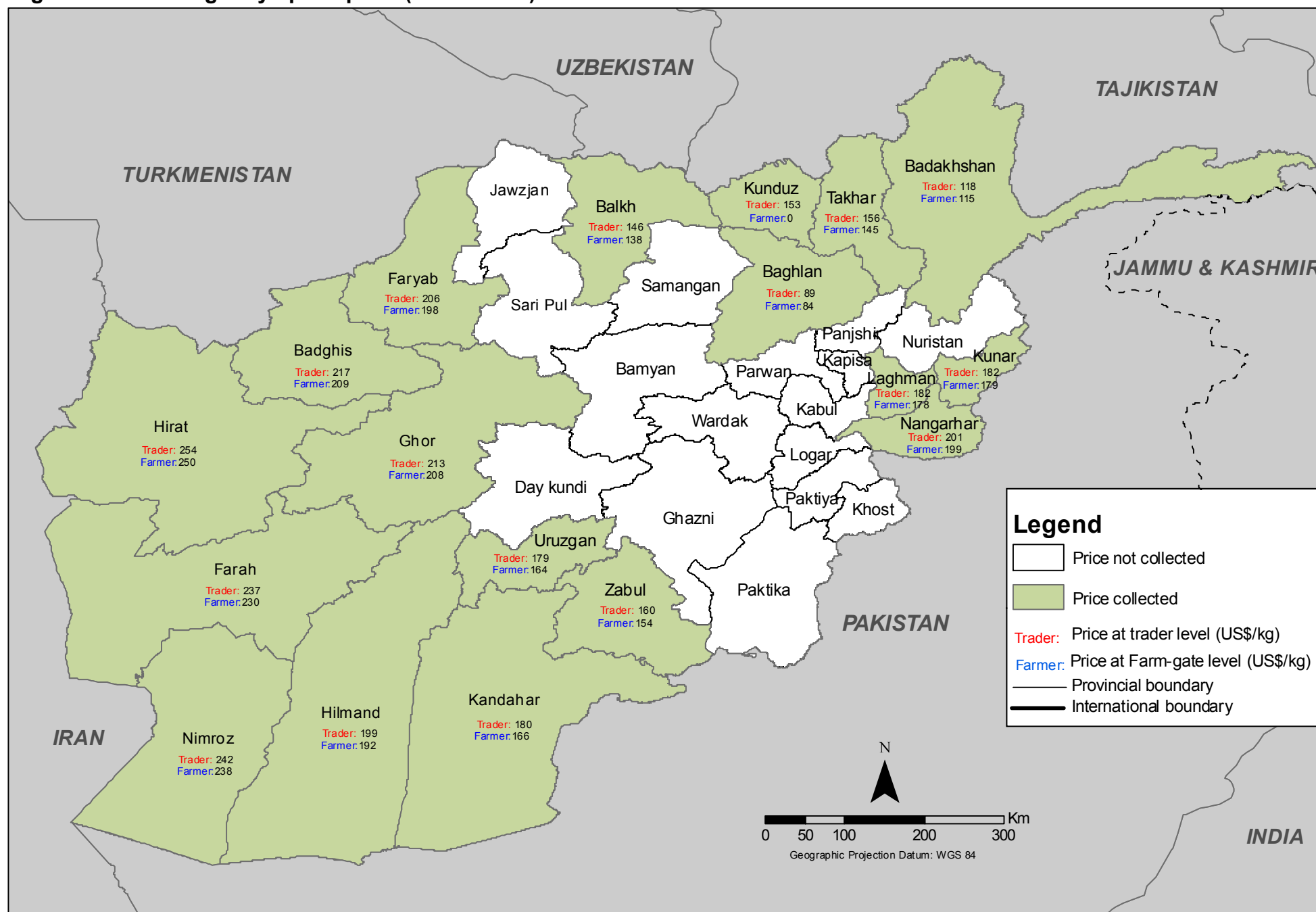
Table 22: Prices of different types of drugs in Quetta, Pakistan in local currency, (Pak Rupee/kg):

Types of drugs	Price in (Pakistani Rupee)/kg		
	Feb-13	Mar-13	Change (Mar-Feb) %
Opium -High quality	52,000	55,000	+6%
Opium -Medium quality	45,000	47,000	+4%
Opium -Low quality	40,000	42,000	+5%
Heroin -High quality (Crystal)	630,000	640,000	+2%
Heroin -Medium quality	375,000	380,000	+1%
Heroin -Low quality	200,000	215,000	+8%
Hashish -High quality	45,000	50,000	+11%
Hashish -Medium quality	40,000	42,000	+5%

Graph 8: Average¹⁹ price of dry opium collected from traders in Nangarhar and Kandahar provinces (US\$/Kg), March 1997 – March 2013



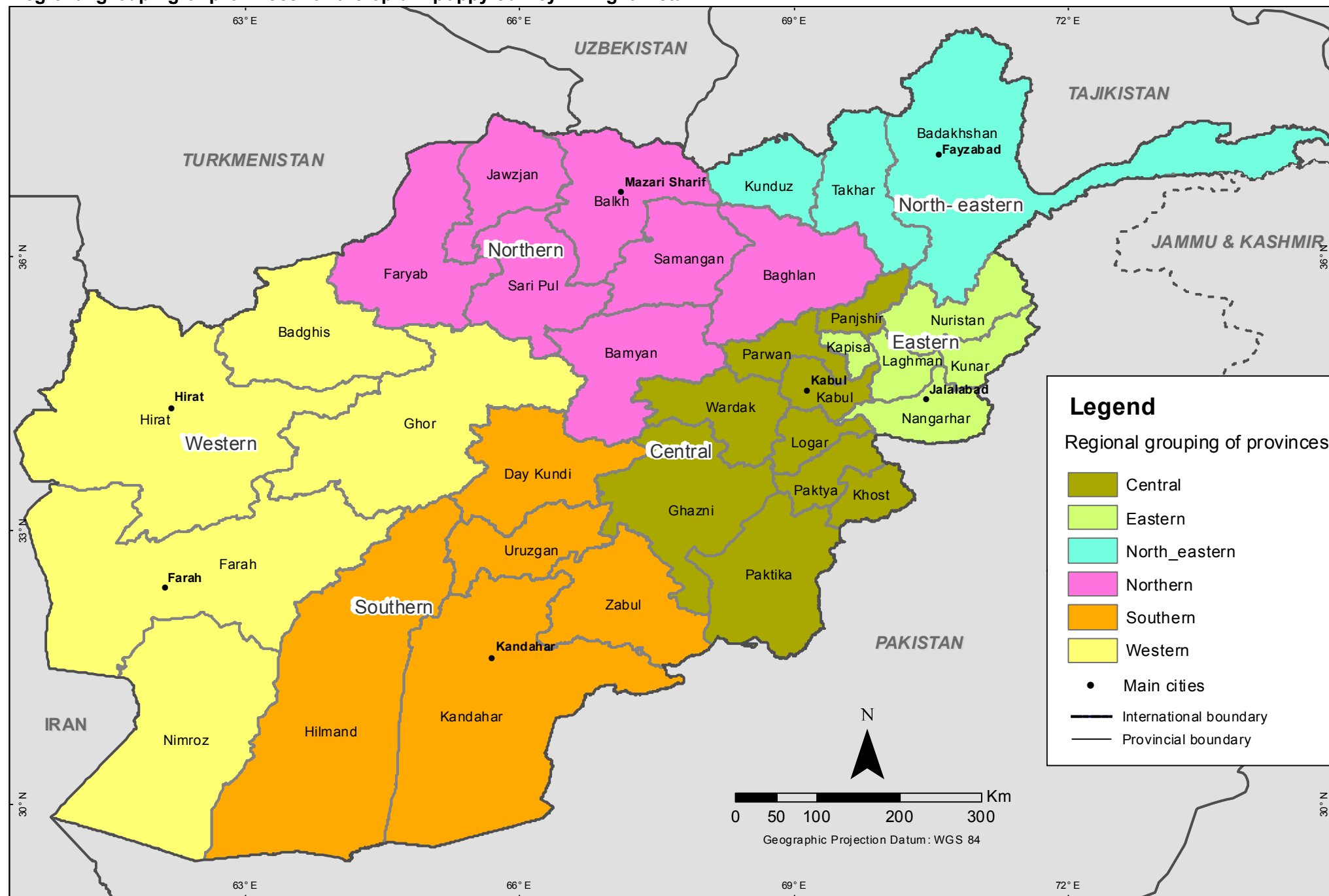
Afghanistan: Average dry opium price (March 2013)



Source: Government of Afghanistan - National monitoring system implemented by MCN / UNODC

Note: The boundaries and names shown and the designations used on this map do not imply official endorsement or acceptance by the United Nations.

Regional grouping of provinces for the opium poppy survey in Afghanistan



Source: Government of Afghanistan. National monitoring system implemented by UNODC

Note: The boundaries and names shown and the designations on this map do not imply official endorsement or acceptance by the United Nations.