



**Islamic Republic of Afghanistan
Ministry of Counter Narcotics**



UNODC
United Nations Office on
Drugs and Crime

مطابق حمل 1394 هجری March 2015

Afghanistan Drug Price Monitoring Monthly Report



**Ministry of Counter Narcotics, Islamic Republic of Afghanistan, Kabul
And
United Nations Office on Drugs and Crime, Kabul**

Abbreviations

MCN: Ministry of Counter Narcotics

UNODC: United Nations Office on Drugs and Crime

ACKNOWLEDGEMENTS

The following organizations and individuals contributed to the drug price data collection and analysis and preparation of this report:

Ministry of Counter-Narcotics:

Mohammad Ibrahim Azhar (Deputy Minister), Haroon Rashid Sherzad (Deputy Minister), Mir Abdullah Sadat (Director of Narcotics Survey Directorate), Sayed Najibullah Ahmadi (Economic specialist) Saraj Ahmad (Deputy Director of Narcotics Survey Directorate), Nasir Ahmad (Deputy Director of Narcotics Survey Directorate) Mohammad Ajmal (Database Officer), Sayed Shahenshah (Quality Control and Digit Specialist), Mohammad Hakim Hayat (GIS & Remote sensing analyst), Fazel Karim Alimi (Admin & Finance Officer).

Survey Coordinators: Eshaq Masumi (Central Region), Mohammed Ishaq Anderabi (North-Eastern Region), Abdul Latif Ehsan (Western Region), Fida Mohammad (Northern Region), Khalil Ahmad (Southern Region) and Abdullah Dawodkhel (Eastern Region).

United Nations Office on Drugs and Crime

Devashish Dhar (International Project Coordinator), Abdul Manan Ahmadzai (Senior Survey Officer), Noor Mohammad Sadiq (Database Developer), Ahmad Jawid Ghiasee and Sayed Mehdi Sadat (Remote sensing analysts), Asia Noory (Project Associate), Ziaulhaq Sidiqi (GIS Associate), Qahir Khan National Research Officer, Balochistan (Pakistan) and Shaukat Ullah Khan National Research Officer Peshawar (Pakistan)

Survey Coordinators: Abdul Basir Basiret (Eastern Region), Sayd Ghawash Nayer (Western Region), Emran Mehrwarz (North-eastern Region), Rahimullah Omar (Central Region)

Drug price report in Afghanistan was made possible by financial contribution from the Governments of United States of America and United Kingdom.

Drug price by year (March 2014 - March 2015)

- **Average¹ price of dry Opium in Afghanistan, (US\$/kg)**

Dry Opium	Mar-14	Mar-15	Increase/ Decrease (%)
<i>Farm-gate price (US\$/Kg)</i>	141	144	+2%
<i>Trader price (US\$/Kg)</i>	149	151	+1%

- **Average¹ price of fresh Opium in Afghanistan, (US\$/kg)**

Fresh Opium	Mar-14	Mar-15	Increase/ Decrease (%)
<i>Farm-gate price (US\$/Kg)</i>	137	127	- 8%
<i>Trader price (US\$/Kg)</i>	144	132	- 8%

- **Average¹ price of Heroin in Afghanistan, (US\$/kg)**

Heroin	Mar-14	Mar-15	Increase/ Decrease (%)
<i>High Quality</i>	3,074	3,229	+5%
<i>Medium Quality</i>	2,035	2,053	+1%

- **Average¹ price of Cannabis Resin in Afghanistan, (US\$/kg)**

Types of cannabis resin	Mar-14	Mar-15	Increase/ Decrease (%)
<i>Cannabis resin (Garda # 1) price (US\$/kg)</i>	98	95	-3%
<i>Cannabis resin (Garda # 2) price (US\$/kg)</i>	70	54	-23%
<i>Cannabis resin (Garda # 3) price (US\$/kg)</i>	35	19	-46%

- **Heroin and Hashish (best quality) prices in Peshawar, Pakistan (US\$/kg)**

Best quality of Heroin/Hashish	Mar-14	Mar-15	Increase/Decrease (%)
<i>Heroin - White (Injection) price (US\$/kg)</i>	3,204	3,388	+6%
<i>Hashish - (Garda # 1) price (US\$/kg)</i>	594	568	-4%

¹ Simple average of all observations

- **Heroin and Hashish (best quality) prices in Quetta, Pakistan (US\$/kg)**

Best quality of Heroin/Hashish	Mar-14	Mar-15	Increase/Decrease (%)
Heroin - High quality (Crystal) price (US\$/kg)	3,599	4,706	+31%
Hashish - High quality price (US\$/kg)	566	743	+31%

- **Average² price of Heroin, Opium and Hashish at consumer level in Afghanistan, (US\$/kg)**

Types of drugs	Mar-14	Mar-15	Increase/Decrease (%)
Heroin	5,538	4,829	-13%
Opium	336	255	-24%
Hashish	214	197	-8%

- **Average² price of Wheat, Cotton, Saffron, Imported and Local Rice in Afghanistan, (US\$/kg)**

Types of crops	Mar-14	Mar-15	Increase/Decrease (%)
Wheat	0.40	0.40	++1%
Cotton	1.6	1.28	-18%
Saffron	1,397	1,734	+24%
Rice (imported)*	1.4	1.33	-8%
Rice (local)*	0.7	0.83	+15%

- **Average² price of poppy and cannabis seeds in Afghanistan, (US\$/kg)**

Types of seeds	Mar-14	Mar-15	Increase/Decrease (%)
Cannabis seed	0.37	0.41	+11%
Poppy seed	0.59	0.58	-2%

- **Average² price of acetic anhydride in Afghanistan, (US\$/Lit)**

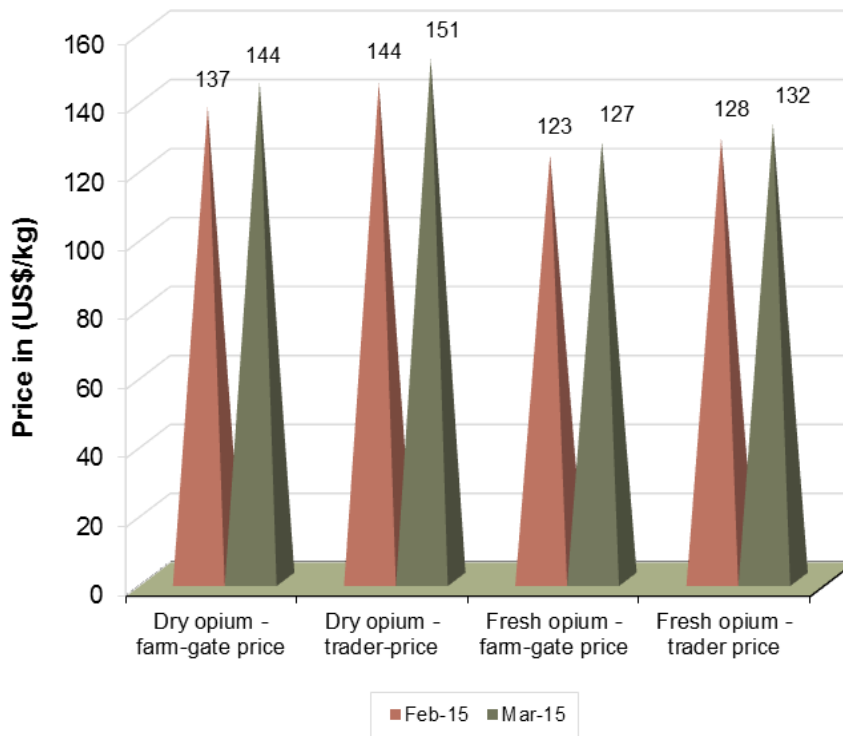
Variety of Acetic Anhydride	Mar-14	Mar-15	Increase/Decrease (%)
Acetic Anhydride - A*	209	346	+66%
Acetic Anhydride - B*	98	189	+93%
Acetic Anhydride - C*	83	159	+93%
Acetic Anhydride - D*	168	161	-4%
Acetic Anhydride - E*	139	160	+15%
Acetic Anhydride - F*	162	298	+85%

* A, B, C, D, E, F represent different variety of acetic anhydride in Afghanistan.

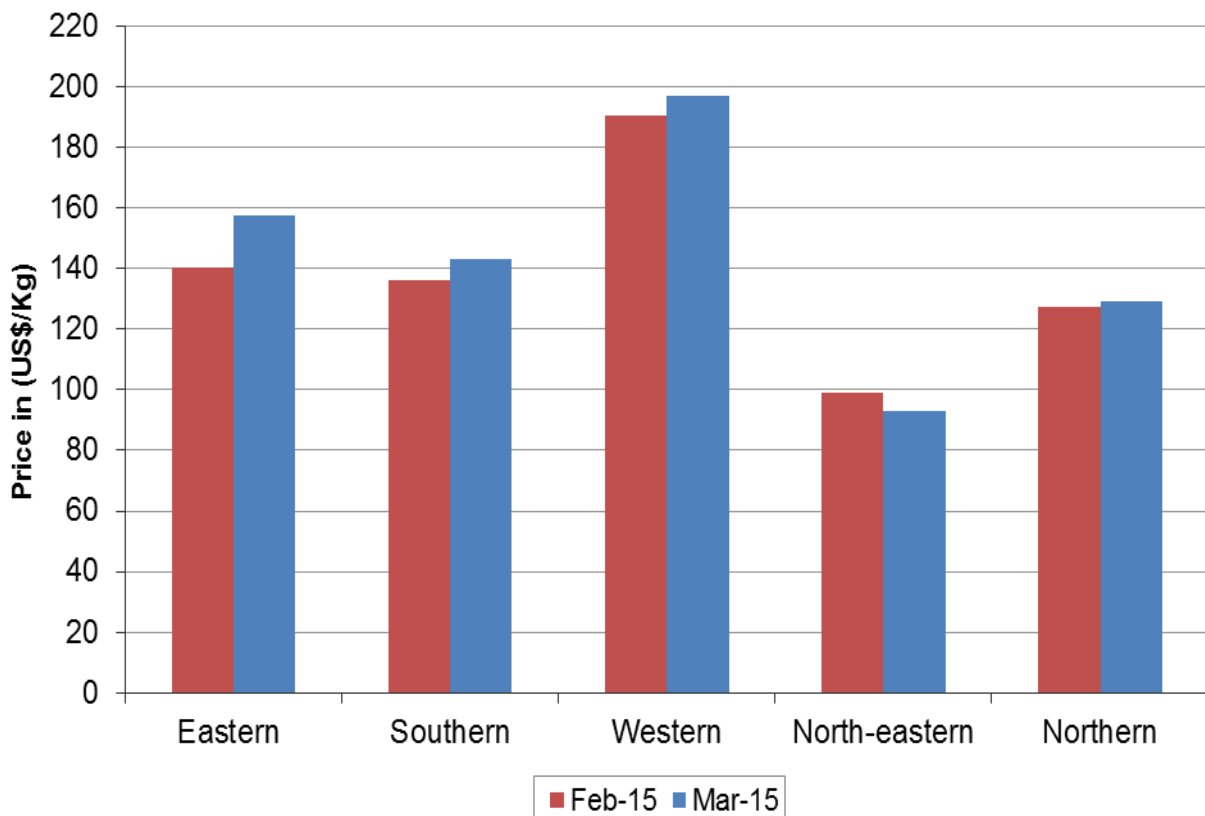
² Simple average of all observations

Drug price by Month (February 2015 – March 2015)

Price change of Dry Opium and Fresh Opium (February 2015 – March 2015)



Regional average price of dry opium from traders (February 2015 – March 2015)

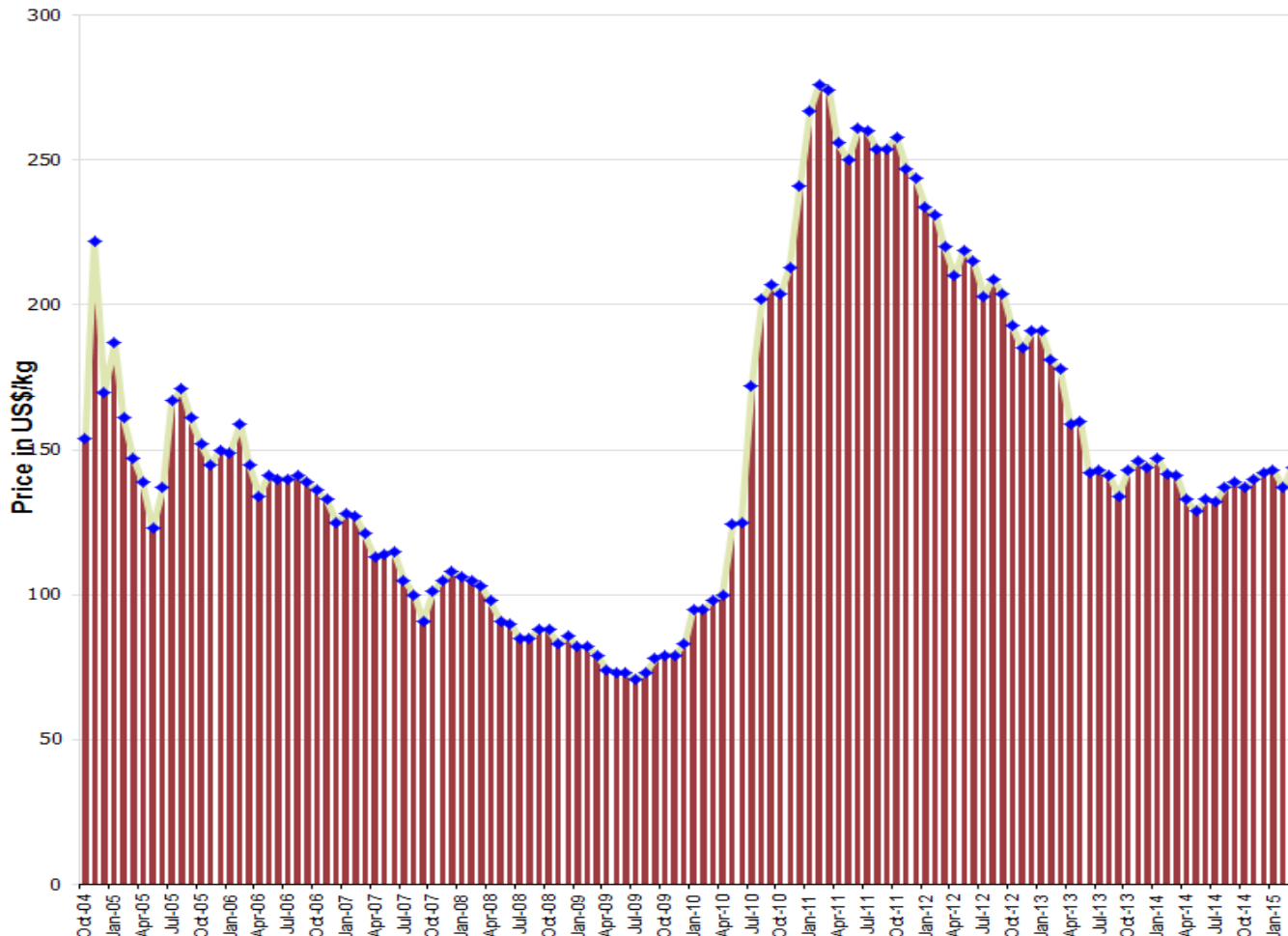


DRY OPIUM

FARM-GATE PRICE:

The national average price for one kilogram of dry opium in Afghanistan at the farm-gate level was **US\$ 144/kg** at the end of March 2015 which is 5% higher compared to price reported in February 2015 (**US\$ 137/kg**). The average dry opium price at the farm-gate level in March 2015 is 2% higher than the price reported in March 2014 which was **US\$ 141/kg**. The dry opium price has a decreasing trend since February 2011.

Graph 1: National ²Average price of dry opium at farm-gate level from Sep 2004 to Mar 2015



Dry Opium (Chaynaki Quality):

FARM-GATE PRICE:

Price of opium (dry) was not found to be varying with quality in different regions. In Balkh and Hilmand provinces another quality of dry opium by the name of **Chaynaki** is available at Farm-gate and trader level. The **Chaynaki** quality of dry opium more air dried than other varieties. The average price of 1 kilogram of **Chaynaki** dry opium at Farm-gate level in Balkh province is **US\$ 163/kg** in March 2015 showing in decrease of 7% compared to the price reported in February 2015 (**US\$ 174**). The average price of 1 kilogram of **Chaynaki** dry opium at farm-gate level in Hilmand province is **US\$ 351/kg** in March 2015 with an increased by 2% compared to the price reported in February 2015 (**US\$ 344**).

Table 1: Average² price of dry opium (Chaynaki quality) at farm-gate level (US\$/Kg)

Dry Opium (Chaynaki quality)	Balkh		Change (Mar-Feb) %	Hilmand		Change (Mar-Feb) %
	Feb-15	Mar-15		Feb-15	Mar-15	
Farm-gate price (US\$/Kg)	174	163	-7%	344	351	+2%

² Simple average of all observations

DRY OPIUM:

TRADER PRICE

The national average dry opium price collected from traders was **US\$ 151/kg** at the end of March 2015 showing **4%** increase compared to the price reported last month (February 2015) (**US\$ 144/kg**). The average dry opium price at trader level in March 2015 is **1%** higher than the price reported last year (March 2014) which was **US\$ 149/kg**

Dry opium price collected from traders has increased by 12%, 5%, 3% and 2% in Eastern, Southern, Western and Northern regions respectively Price decreased by 6% in North-eastern region respectively.

Table 2: Regional average³ price of dry opium collected from traders (US\$/Kg)

Region	Price of Dry Opium (US\$/Kg)		Price change (%)
	Feb-15	Mar-15	
Eastern region (Kunar, Laghman, Nangarhar)	140	157	+12%
Southern region (Hilmand, Kandahar, Uruzgan, Zabul)	136	143	+5%
Western region (Badghis, Farah, Ghor, Hirat, Nimroz)	190	197	+3%
North-eastern region (Badakhshan, Kunduz, Takhar)	99	93	-6%
Northern region (Baghlan, Balkh, Faryab)	127	129	+2%
Average	144	151	+5%

Dry Opium (Chaynaki Quality):

TRADER PRICE:

In Balkh province, the average price of 1 kilogram of **Chaynaki** dry opium at trader level is **US\$ 174/kg** in March 2015 showing in decrease of **2%** compared to the price reported in February 2015 (**US\$ 182/kg**). In Hilmand province, the average price of 1 kilogram of **Chaynaki** dry opium at trader level is **US\$ 372/kg** in March 2015 increased by **2%** compared to the price reported in February 2015 (**US\$ 365**)

Table 3: Average³ price of dry opium (Chaynaki quality) at trader level (US\$/Kg)

Dry Opium (Chaynaki quality)	Balkh		Change (Mar-Feb) %	Hilmand		Change (Mar-Feb) %
	Feb-15	Mar-15		Feb-15	Mar-15	
Trader price (US\$/Kg)	182	174	-4%	365	372	+2%

³ Simple average of all observations

Graph 2: Regional average⁴ price of dry opium from traders (January 2005 to March 2015)

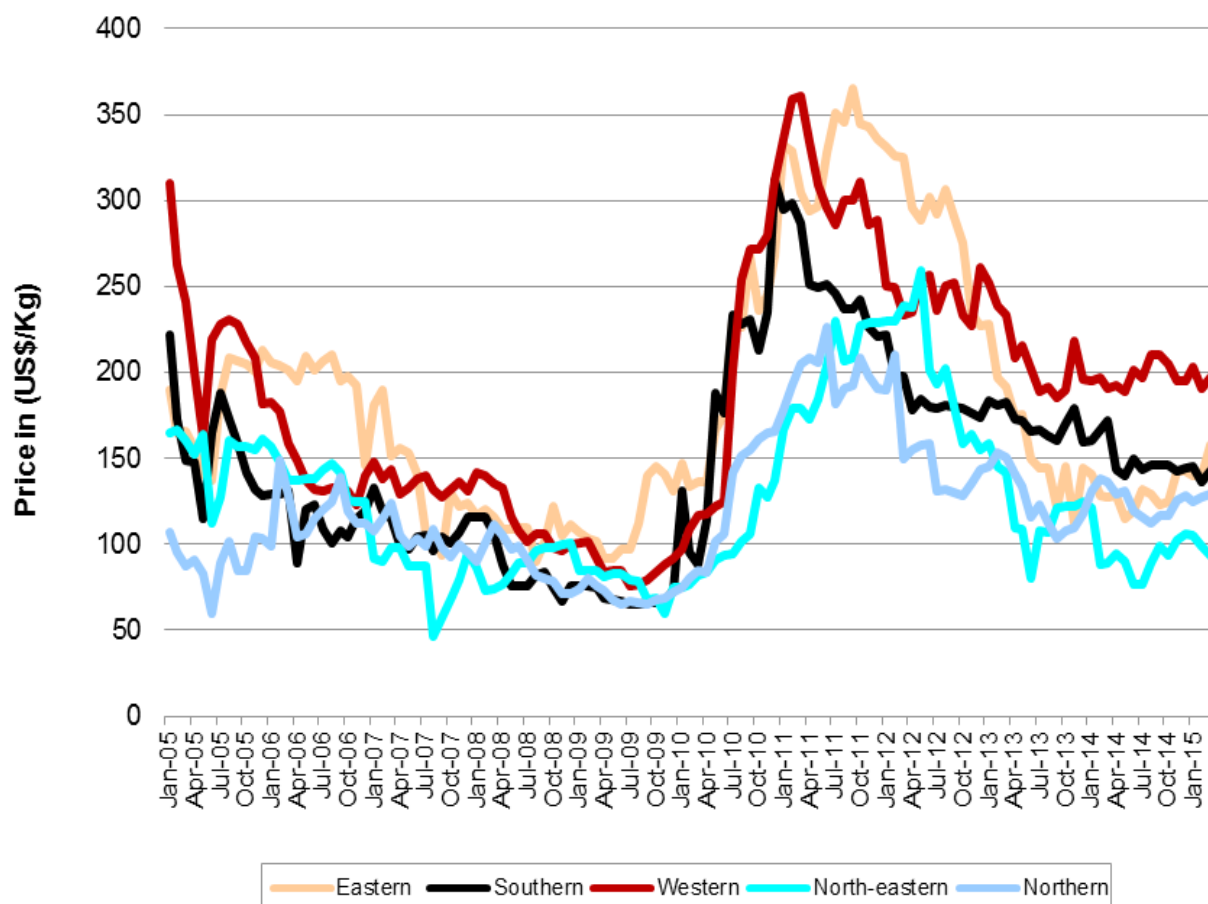


Table 4: Regional average⁴ price of dry opium at farm-gate and trader level in local currency

Region	Local currency	Price of 1 kg of Dry Opium in local currency				Change at farm-gate level (Mar-Feb) (%)	Change at trader level (Mar-Feb) (%)
		Feb-15		Mar-15			
		Farm-gate	Trader	Farm-gate	Trader		
Eastern region (Kunar, Laghman, Nangarhar)	Pakistani Rupee	14,344	14,627	15,729	16,038	+10%	+10%
Southern region (Hilmand, Kandahar, Uruzgan, Zabul)	Pakistani Rupee	13,543	14,145	13,845	14,461	+2%	+2%
Western region (Badghis, Ghor) *	Afghani	9,761	10,158	9,836	10,234	+1%	+1%
Western region (Farah, Hirat, Nimroz) *	Imanian Tuman	648,204	688,000	648,204	688,000	+0%	+0%
North-eastern region (Badakhshan, Kunduz, Takhar)	Afghani	4,711	5,447	4,539	5,377	-4%	-1%
Northern region (Baghlan, Balkh, Faryab)	Afghani	7,011	7,254	7,197	7,453	+3%	+3%

* Western region is divided in two groups because of prices available in two currencies.

⁴ Simple average of all observations

FRESH OPIUM

At the end of March 2015, the national average price of fresh opium increased by 3% from **US\$ 123/kg** in February 2015 to **US\$ 127/kg in March 2015** at the farm-gate level. Similarly, the national average price of fresh opium at trader level increased by 3% from **US\$ 128/kg** in February 2015 to **US\$ 132/kg** this month (March 2015).

Graph 3: National average⁵ price of fresh opium at farm-gate and trader level, US\$/kg (August 2009 to March 2015)

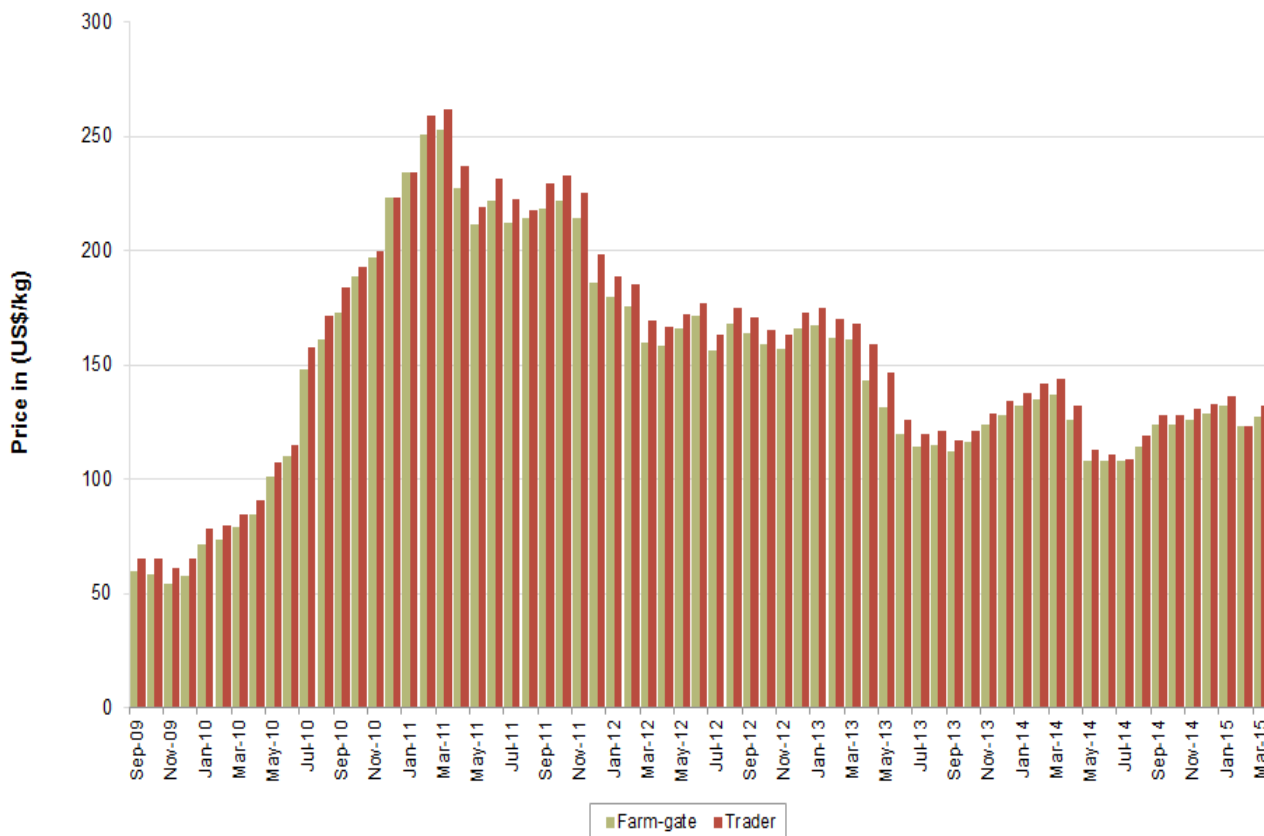


Table 5: Regional average⁵ price of fresh opium at farm-gate and trader level in local currency

Region	Local currency	Price of 1 kg of Fresh Opium in local currency				Change at farm-gate level (Mar-Feb) (%)	Change at trader level (Mar-Feb) (%)
		Feb-15		Mar-15			
		Farm-gate	Trader	Farm-gate	Trader		
Eastern region (Kunar, Laghman, Nangarhar)	Pakistani Rupee	NA	NA	NA	NA	NA	
Southern region (Hilmand, Kandahar, Uruzgan, Zabul)	Pakistani Rupee	11,962	12,428	12,264	12,740	+3%	+3%
Western region (Badghis, Ghor) *	Afghani	6,750	7,000	6,690	7,076	-1%	1%
Western region (Farah, Hirat, Nimroz) *	Imanian Tuman	510,183	529,021	510,183	529,021	+0%	+0%
North-eastern region (Badakhshan, Kunduz, Takhar)	Afghani	NA	NA	NA	NA	NA	NA
Northern region (Baghlan, Balkh, Faryab)	Afghani	6,479	6,721	6,488	6,717	+0%	+0%

* Western region is divided in two groups because of prices available in two currencies

⁵ Simple average of all observations

HEROIN

There are several types of heroin available in Afghanistan with different quality. The prices of White powder (injection) in Nangarhar province, White powder (Crystal) in Kandahar and Balkh provinces, Off-white (Crystal)-100% in Badakhshan province and White powder-high quality (70-80% pure) in Hirat province are the most expensive heroin reported in Afghanistan. The cheapest heroin (**US\$ 39/kg**) is called as Khata # 2 reported in Nangarhar province.

Table 7: Prices of different types of Heroin in Afghanistan,(US\$/kg), Mar 2014 – Mar 2015

Province	Types of Heroin	Mar-14	Apr-14	May-14	Jun-14	Jul-14	Aug-14	Sep-14	Oct-14	Nov-14	Dec-14	Jan-15	Feb-15	Mar-15	Change (Mar-Feb) %
Badakhshan	Chara (20%)	1,095	1,104	1,009	1,023	1,030	1,198	998	1,004	1,051	1,207	1,624	1,483	1,019	-31%
	Off- white powder (Crystal) - 100%	3,286	2,408	2,220	2,250	2,266	2,367	2,450	2,463	2,584	3,103	3,551	3,401	2,860	-16%
Balkh	Best powder	3,621	3,509	3,514	3,618	3,680	3,629	3,691	3,665	3,704	3,750	3,854	3,803	3,804	+0.04%
	White powder (Crystal)	4,212	4,140	4,123	4,221	4,227	4,157	4,240	4,166	4,187	4,229	4,316	4,249	4,149	-2%
Hirat	Morphine	1,891	2,015	2,009	2,103	2,044	2,069	2,204	1,721	2,062	2,086	2,118	2,130	2,247	+5%
	Off- white coarse powder (Crystal)	1,563	1,346	1,339	1,385	1,425	1,400	1,387	1,310	1,335	1,229	1,268	1,275	1,343	+5%
	White powder - high quality (70-80% pure)	2,713	2,890	2,953	3,110	3,000	2,922	3,067	2,827	2,899	2,930	2,900	2,915	3,075	+5%
	White powder - low quality (less than 50% pure)	1,331	1,413	1,431	1,483	1,480	1,391	1,475	1,355	1,380	1,397	1,406	1,414	1,465	+4%
Kandahar	Morphine	2,165	2,062	2,099	2,139	2,084	2,050	2,030	2,018	1,987	2,036	2,070	1,966	2,022	+3%
	Off- white powder (Batan) - high quality	1,959	1,856	1,884	1,930	1,879	1,846	1,824	1,772	1,739	1,748	1,758	1,669	1,717	+3%
	Off- white powder (Batan) - low quality	1,237	1,237	1,249	1,283	1,239	1,214	1,197	1,181	1,143	1,172	1,155	1,084	1,119	+3%
	White powder (Crystal)	3,299	3,093	3,072	3,129	3,067	2,996	2,972	2,954	1,987	2,979	3,014	2,877	2,944	+2%
Nangarhar	Best powder	1,241	1,134	1,020	1,040	1,219	990	884	828	1,192	1,196	1,315	1,151	1,374	+19%
	Chara # 1	114	82	82	94	81	99	88	78	79	70	101	86	98	+14%
	Chara # 2	62	41	41	73	51	59	59	58	50	50	81	48	49	+2%
	Khata # 1	83	52	60	73	71	89	74	68	70	60	91	67	79	+17%
	Khata # 2	52	31	31	52	46	50	49	49	30	40	71	38	39	+2%
	Off- white powder (Batan)	1,964	2,062	1,938	1,769	1,828	1,782	1,768	1,947	1,788	1,795	2,023	1,822	2,257	+24%
	White powder (Injection)	2,895	2,577	2,447	2,289	2,437	2,079	2,062	2,142	2,384	2,393	3,540	2,398	3,435	+43%
Takhar	Off- white powder (Crystal) - 60%	2,041	1,606	1,413	1,432	1,442	1,677	1,750	1,774	1,906	2,069	2,841	2,704	2,912	+8%

Graph 4: Prices of different types of heroin in Afghanistan, (US\$/kg), March 2015

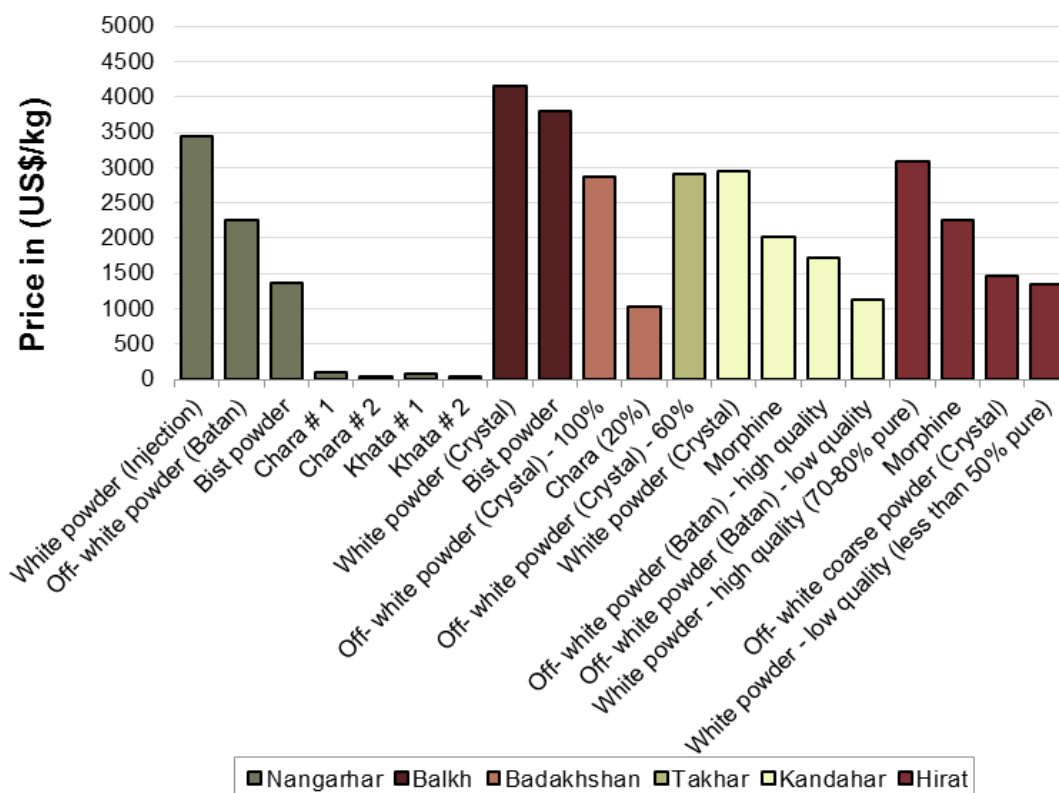


Table 8: Prices of 1 kilogram of different types of Heroin in local currency

Province	Types of heroin	Local currency	Prices of 1 kg of different types of heroin in local currency		Change (Mar-Feb) %
			Feb-15	Mar-15	
Badakhshan	Chara (20%)	Afghani	85,000	58,800	-31%
	Off- white powder (Crystal) - 100%	Afghani	195,000	165,000	-15%
Balkh	Bist powder	Afghani	218,000	219,500	+1%
	White powder (Crystal)	Afghani	243,600	239,400	-2%
Hirat	Morphine	Iranian Tuman	7,349,000	7,360,000	+0%
	Off- white coarse powder (Crystal)	Iranian Tuman	4,400,000	4,400,000	+0%
	White powder - high quality (70-80% pure)	Iranian Tuman	10,060,000	10,075,000	+0%
	White powder - low quality (less than 50% pure)	Iranian Tuman	4,879,000	4,800,000	-2%
Kandahar	Morphine	Pakistani Rupee	205,000	206,000	+0%
	Off- white powder (Batan) - high quality	Pakistani Rupee	174,000	175,000	+1%
	Off- white powder (Batan) - low quality	Pakistani Rupee	113,000	114,000	+1%
	White powder (Crystal)	Pakistani Rupee	300,000	300,000	+0%
Nangarhar	Bist powder	Pakistani Rupee	120,000	140,000	+17%
	Chara # 1	Pakistani Rupee	9,000	10,000	+11%
	Chara # 2	Pakistani Rupee	5,000	5,000	+0%
	Khata # 1	Pakistani Rupee	7,000	8,000	+14%
	Khata # 2	Pakistani Rupee	4,000	4,000	+0%
	Off- white powder (Batan)	Pakistani Rupee	190,000	230,000	+21%
	White powder (Injection)	Pakistani Rupee	250,000	350,000	+40%
Takhar	Off- white powder (Crystal) - 60%	Pakistani Rupee	155000	168000	+8%

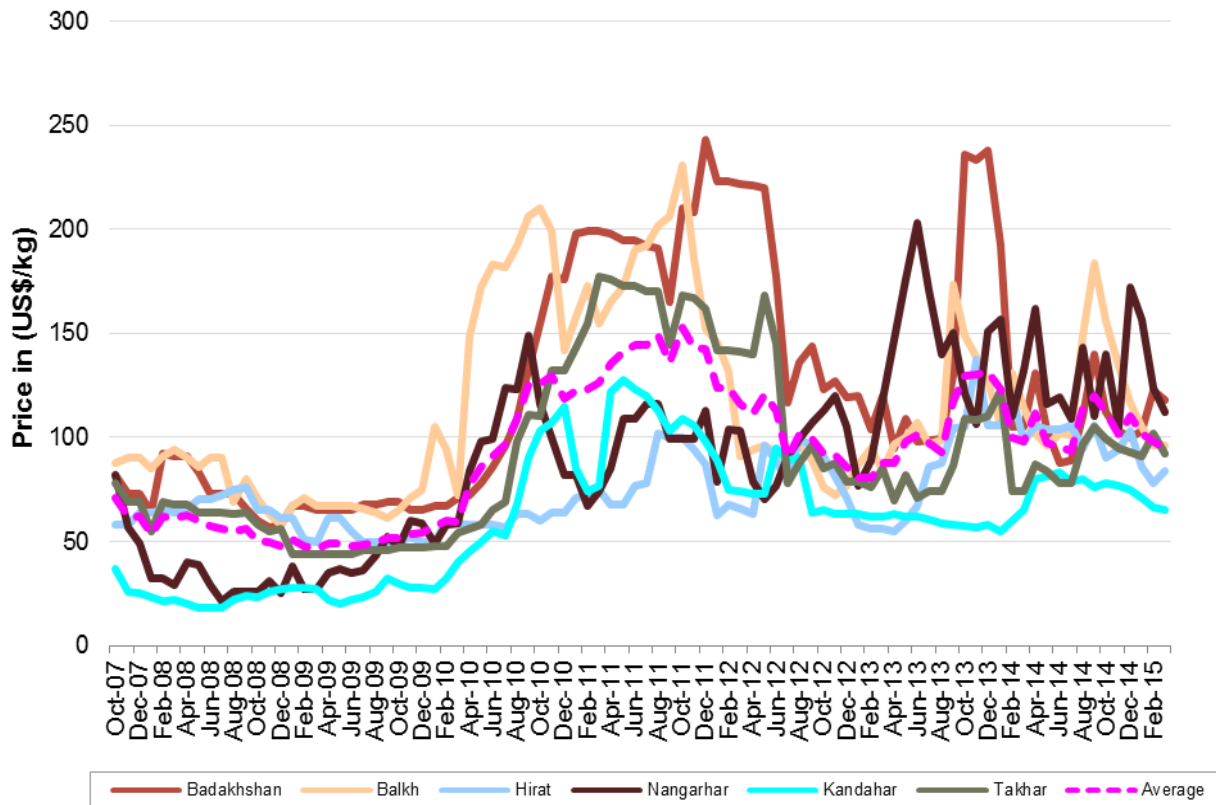
CANNABIS RESIN:

There are mainly three types of cannabis resin available in Afghanistan namely Garda # 1, # 2 and # 3 with quality as best, moderate and fair respectively. Garda # 1 (Shirak) in Badakhshan province was the most expensive cannabis resin because of its pure quality. Earlier Garda # 1 (Jooshi) of Balkh province was most expensive and popular because of its high quality however it lost its demand due to its blending with lower quality hashish.

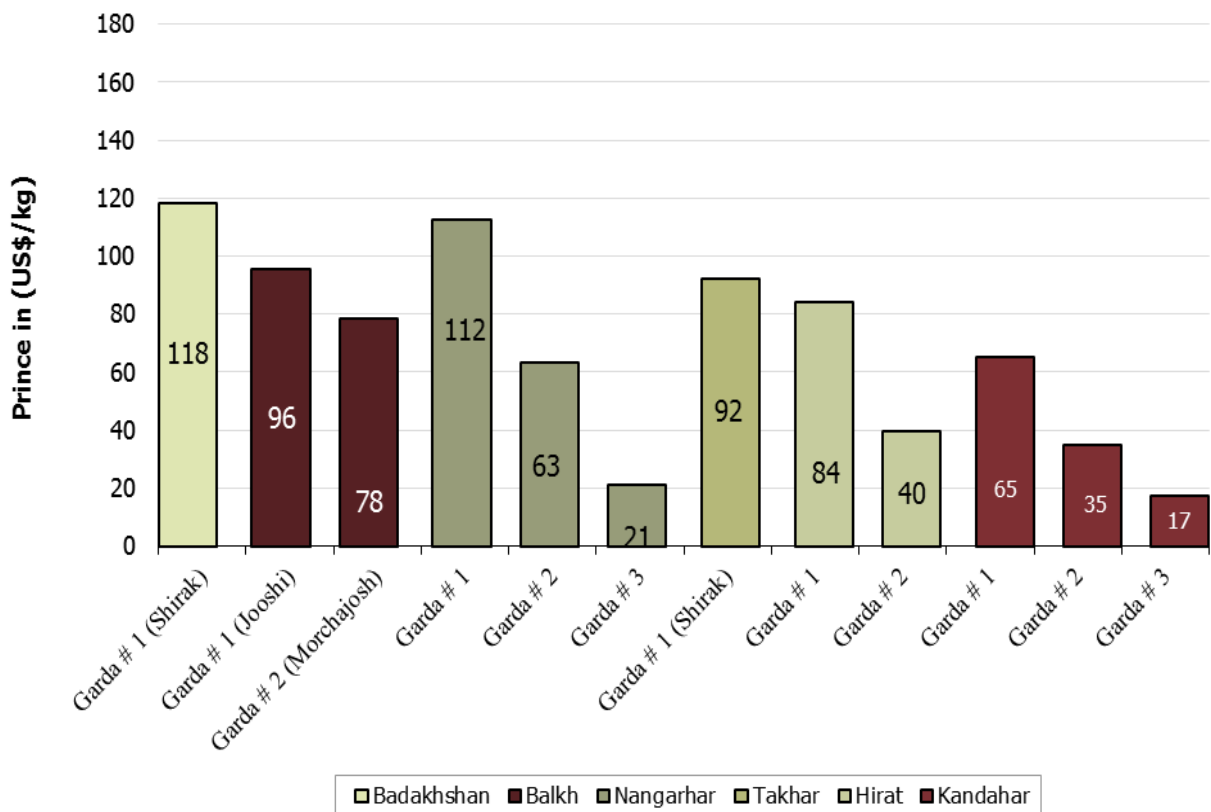
Table 9: Prices of different types of cannabis resin in Afghanistan, (US\$/kg), Mar 2014 – Mar 2015

Province	Types of cannabis resin	Mar-14	Apr-14	May-14	Jun-14	Jul-14	Aug-14	Sep-14	Oct-14	Nov-14	Dec-14	Jan-15	Feb-15	Mar-15	Change (Mar-Jan) %
Badakhshan	Garda # 1 (Shirak)	105	131	104	88	89	110	140	112	103	100	103	123	118	-4%
Balkh	Garda # 1 (Jooshi)	114	102	96	102	101	149	184	156	134	117	105	96	96	-1%
	Garda # 2 (Morhajosh)	87	79	73	97	94	105	140	121	103	90	79	84	78	-7%
Hirat	Garda # 1	98	106	104	104	106	95	106	90	94	103	86	78	84	+7%
	Garda # 2	58	53	61	60	53	61	66	47	48	55	48	35	40	+14%
Kandahar	Garda # 1	65	80	81	83	79	80	76	78	77	75	71	66	65	-1%
	Garda # 2	46	47	47	49	47	48	46	47	45	44	40	36	35	-4%
	Garda # 3	25	27	28	30	27	27	24	26	24	22	20	17	17	+2%
Nangarhar	Garda # 1	132	162	116	119	109	143	110	140	105	172	157	124	112	-10%
	Garda # 2	88	74	65	67	58	94	85	91	67	86	87	67	63	-5%
	Garda # 3	44	44	36	33	22	29	28	34	30	36	43	28	21	-24%
Takhar	Garda # 1 (Shirak)	74	87	84	78	78	97	105	99	95	93	91	102	92	+9%

Graph 5: Average⁶ price of cannabis resin (Garda # 1, best quality) in US\$/kg, Oct 2007–Mar 2015



Graph 6: Prices of different types of cannabis resin in Afghanistan, (US\$/kg), March 2015



⁶ Simple average of all observations

Table 10: Prices of 1 kilogram of different types of cannabis resin in Afghanistan in local currency, February 2015 – March 2015

Province	Types of cannabis resin	Local currency	Prices of 1 kg of different types of cannabis resin in local currency		Change (Mar-Feb) %
			Feb-15	Mar-15	
Badakhshan	Garda # 1 (Shirak)	Afghani	7,000	6,800	-3%
Balkh	Garda # 1 (Jooshi)	Afghani	5,500	5,500	+0%
	Garda # 2 (Morchajosh)	Afghani	4,800	4,500	-6%
Hirat	Garda # 1	Iranian Tuman	270,000	275,000	+2%
	Garda # 2	Iranian Tuman	120,000	130,000	+8%
Kandahar	Garda # 1	Pakistani Rupee	6,889	6,667	-3%
	Garda # 2	Pakistani Rupee	3,778	3,556	-6%
	Garda # 3	Pakistani Rupee	1,778	1,778	+0%
Nangarhar	Garda # 1	Pakistani Rupee	12,850	11,428	-11%
	Garda # 2	Pakistani Rupee	6,900	6,428	-7%
	Garda # 3	Pakistani Rupee	2,850	2,142	-25%
Takhar	Garda # 1 (Shirak)	Afghani	5,800	5,300	-9%

LICIT CROPS:

Prices of wheat, cotton, saffron, rice (imported) and rice (local) collected in six provinces of Afghanistan are shown in below table.

Table 11: Prices of wheat, cotton, saffron, imported and local rice in Afghanistan in local currency, March 2015

Province	Types of crops	Price/Kg in Pakistani Rupee (PRs)	Price/Kg in Afghani (AFs)	Price/Kg in (US\$)
Badakhshan	Wheat	-	25	0.4
Badakhshan	Rice Imported	-	100	1.7
Badakhshan	Rice Local	-	50	0.9
Balkh	Wheat	-	20	0.3
Balkh	Cotton	-	38	0.7
Balkh	Rice Imported	-	80	1.4
Balkh	Rice Local	-	50	0.9
Hirat	Wheat	-	23	0.4
Hirat	Cotton	-	80	1.4
Hirat	Saffron	-	100,000	1,734
Hirat	Rice Imported	-	72	1.2
Hirat	Rice Local	-	70	1.2
Kandahar	Wheat	25	-	0.4
Kandahar	Cotton	100	-	1.7
Kandahar	Rice Imported	50	-	0.9
Nangarhar	Wheat	39	-	0.4
Nangarhar	Cotton	135	-	1.3
Nangarhar	Rice Imported	122	-	1.2
Nangarhar	Rice Local	45	-	0.4
Takhar	Wheat	-	22	0.4
Takhar	Rice Imported	-	90	1.6
Takhar	Rice Local	-	45	0.8

Table 12: Prices of wheat, cotton, saffron, imported and local rice in Afghanistan, (US\$/kg), March 2014 – March 2015

Types of crops	Mar-14	Apr-14	May-14	Jun-14	Jul-14	Aug-14	Sep-14	Oct-14	Nov-14	Dec-14	Jan-15	Feb-15	Mar-15	Increase/D decrease (%)
Wheat	0.40	0.41	0.39	0.38	0.38	0.39	0.39	0.50	0.42	0.45	0.41	0.40	0.40	+0%
Cotton	1.6	1.5	1.5	1.6	1.5	1.5	1.4	1.4	1.3	1.3	1.38	1.34	1.28	-5%
Saffron	1,397	1,404	1,564	1,589	1,600	1,581	1,577	1,560	1,381	1,379	1,572	1,744	1,734	-1%
Rice (Imported)	1.4	1.5	1.4	1.5	1.5	1.5	1.5	1.5	1.5	1.5	1.46	1.41	1.33	-6%
Rice (Local)	0.7	0.8	0.7	0.8	0.8	0.9	0.9	1.0	0.8	0.9	0.82	0.83	0.83	+1%

CANNABIS AND POPPY SEEDS:

Prices of cannabis and poppy seeds collected from eighteen provinces of Afghanistan are tabulated below.

Table 13: Prices of cannabis and poppy seeds in local currency, February 2015 – March 2015

Province	Types of seed	Local currency	Prices of 1 kg of cannabis seed and poppy seed in local currency		Change (Mar-Feb) (%)
			Feb-15	Mar-15	
Badakhshan	Poppy seed	Afghani	45	50	+11%
	Cannabis seed	Afghani	35	40	+14%
Baghlan	Poppy seed	Afghani	30	30	+0%
	Cannabis seed	afghani	15	10	-33%
Balkh	Poppy seed	Afghani	40	30	-25%
	Cannabis seed	Afghani	10	10	+0%
Farah	Poppy seed	Afghani	35	35	+0%
	Cannabis seed	Afghani	40	40	+0%
Faryab	Poppy seed	Afghani	70	60	-14%
	Cannabis seed	Afghani	10	10	+0%
Hilmand	Poppy seed	Afghani	33	36	+7%
	Cannabis seed	Afghani	22	22	+0%
Hirat	Poppy seed	Afghani	35	35	+0%
	Cannabis seed	Afghani	38	38	+0%
Kabul	Poppy seed	Afghani	15	17	13%
Kandahar	Poppy seed	Afghani	33	36	+7%
	Cannabis seed	Afghani	22	22	+0%
Kapisa	Poppy seed	Afghani	10	10	+0%
Kunar	Poppy seed	Pakistani Ruppee	29	29	+0%
Laghman	Poppy seed	Pakistani Ruppee	29	29	+0%
Logar	Cannabis seed	Afghani	30	40	+33%
Nangarhar	Poppy seed	Pakistani Ruppee	26	26	+0%
	Cannabis seed	Pakistani Ruppee	14	14	+0%
Paktya	Cannabis seed	Afghani	20	20	+0%
Takhar	Poppy seed	Afghani	50	55	+10%
	Cannabis seed	Afghani	35	35	+0%
Uruzgan	Poppy seed	Afghani	31	36	+14%
	Cannabis seed	Afghani	20	21	+6%
Zabul	Poppy seed	Afghani	33	34	+3%
	Cannabis seed	Afghani	20	21	+6%

Table 13: Prices of cannabis and poppy seeds in Afghanistan, (US\$/kg), Mar 2014 – Mar 2015

Types of seeds	Mar-14	Apr-14	May-14	Jun-14	Jul-14	Aug-14	Sep-14	Oct-14	Nov-14	Dec-14	Jan-15	Feb-15	Mar-15	Increase/Decrease (%)
Cannabis seed	0.37	0.39	0.40	0.43	0.44	0.46	0.42	0.43	0.43	0.41	0.42	0.41	0.41	+1%
Poppy seed	0.59	0.58	0.57	0.58	0.59	0.58	0.60	0.60	0.64	0.68	0.61	0.58	0.58	-1%

PRICES OF HEROIN, OPIUM AND HASHISH AT CONSUMER LEVEL:

The consumer prices of heroin, opium and hashish collected from different regions of Afghanistan are as below. The quality of product varies widely in different regions.

Graph 7: Regional average⁷ prices of heroin, opium and hashish at consumer level in (US\$/Kg), March 2015

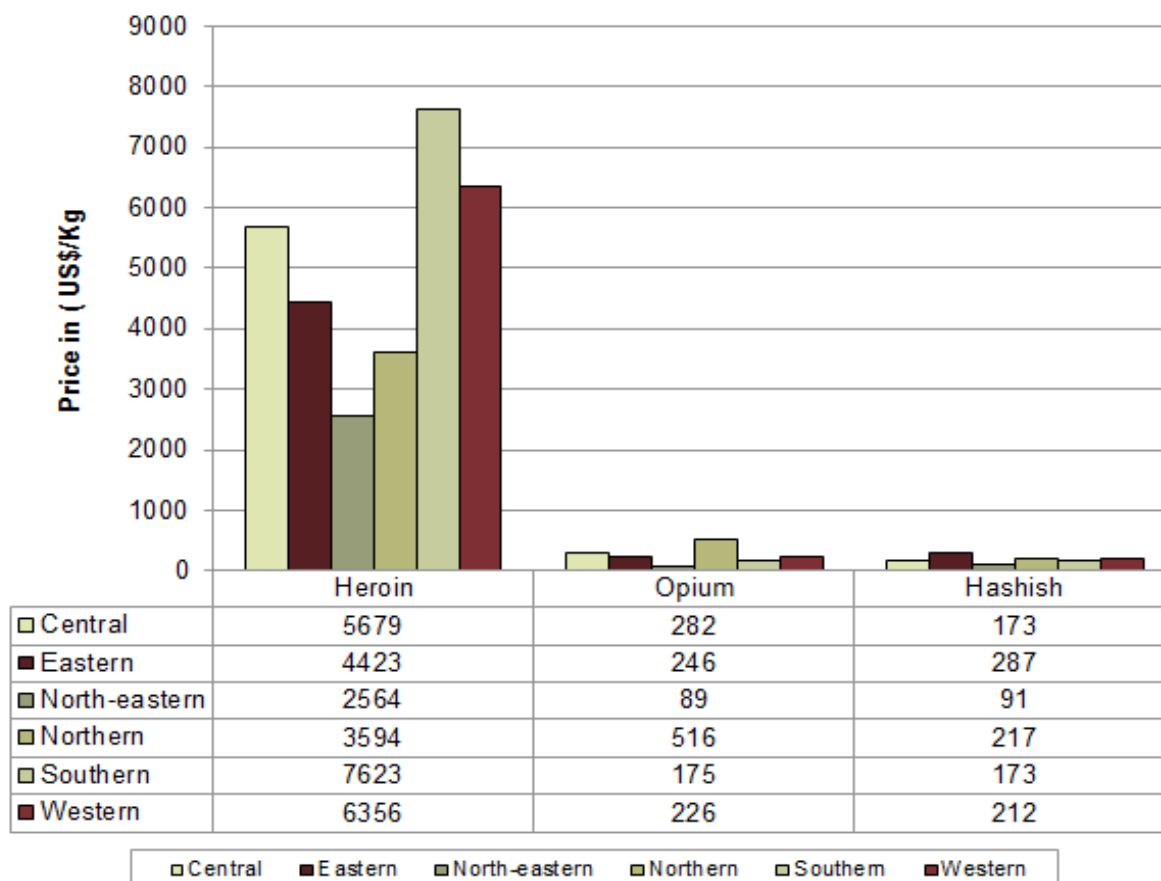


Table 15: Average⁸ prices of Heroin, Opium and Hashish at consumer level in Afghanistan, (US\$/kg), March 2014 – March 2015

Types of drug	Average prices in (US\$/kg)													Change (Mar-Feb) (%)
	Mar-14	Apr-14	May-14	Jun-14	Jul-14	Aug-14	Sep-14	Oct-14	Nov-14	Dec-14	Jan-15	Feb-15	Mar-15	
Heroin	5,538	5,277	5,246	5,236	5,120	4,940	5,029	5,000	5,159	5,331	5,244	4,868	4,829	-1%
Opium	336	329	292	283	286	292	292	270	258	267	270	259	255	-2%
Hashish	214	206	202	207	199	215	213	198	189	200	194	189	197	+4%

⁷ Simple average of all observations

PRICES OF DRUGS IN PAKISTAN:

The prices of different types of opium, heroin and hashish reported from Peshawar and Quetta in Pakistan are as below:

A. PESHAWAR

OPIUM:

There are three types of dry opium namely Opium - Afghanistan (opium of Afghanistan), Opium - Terra and Opium - Tapa (adulterated) available in Peshawar, Pakistan. Opium-Terra is the most expensive opium reported in Peshawar.

Table 14: Prices of different types of opium in Peshawar, Pakistan in (US\$/Kg):

Types of opium	Mar-14	Apr-14	May-14	Jun-14	Jul-14	Aug-14	Sep-14	Oct-14	Nov-14	Dec-14	Jan-15	Feb-15	Mar-15	Change (Mar-Feb) %
Opium - Terra	289	290	286	248	241	235	235	233	258	257	248	235	242	+3%
Opium - Afghanistan	233	232	227	227	222	214	216	222	228	227	220	212	219	+3%
Opium - Tapa (adulterated)	191	185	185	186	182	175	167	168	184	182	179	177	181	+2%

HEROIN:

There are three types of heroin namely White (Injection), Yellow (Batan) and Saada (Ordinary) available in Peshawar, Pakistan. White (injection) type is the most expensive heroin reported in Peshawar.

Table 15: Prices of different types of heroin in Peshawar, Pakistan in (US\$/Kg):

Types of heroin	Mar-14	Apr-14	May-14	Jun-14	Jul-14	Aug-14	Sep-14	Oct-14	Nov-14	Dec-14	Jan-15	Feb-15	Mar-15	Change (Mar-Feb) %
Heroin - White (Injection)	3,204	3,290	3,369	3,461	3,377	3,380	3,531	3,741	3,675	3,757	3,274	3,213	3,388	+5%
Heroin - Yellow (Batan)	2,997	3,085	3,165	3,254	3,195	3,182	3,335	3,544	3,476	3,556	3,075	3,021	3,189	+6%
Heroin - Saada (Ordinary)	1,798	1,799	1,837	1,911	1,846	1,839	1,913	1,969	1,986	2,054	1,935	1,918	2,043	+7%

HASHISH:

There are three types of hashish namely Hashish - Garda # 1, # 2 and # 3 available in Peshawar, Pakistan. Hashish-Garda#1 is the most expensive hashish reported in Peshawar.

Table 16: Prices of different types of Hashish in Peshawar, Pakistan in (US\$/Kg):

Types of hashish	Mar-14	Apr-14	May-14	Jun-14	Jul-14	Aug-14	Sep-14	Oct-14	Nov-14	Dec-14	Jan-15	Feb-15	Mar-15	Change (Mar-Feb) %
Hashish - Garda # 1	594	596	612	620	619	636	638	650	656	656	645	480	568	+18%
Hashish - Garda # 2	486	483	490	506	502	497	510	522	526	526	516	432	468	+9%
Hashish - Garda # 3	408	401	393	403	401	388	392	414	397	404	397	384	419	+9%

Table 17: Prices of different types of drugs in Peshawar, Pakistan in local currency, (Pak Rupee/kg):

Types of drugs	Price in (Pakistani Rupee)/kg		
	Feb-15	Mar-15	Change (Mar-Feb) %
Opium -Afghanistan	22,100	22,000	-0.5%
Opium -Tapa (Adulterated)	18,500	18,200	-2%
Opium -Terra	24,500	24,300	-1%
Heroin -White (Injection)	335,000	340,000	+1%
Heroin -Yellow (Batan)	315,000	320,000	+2%
Heroin -Saada (Ordinary)	200,000	205,000	+3%
Hashish -Garda # 1	50,000	57,000	+14%
Hashish -Garda # 2	45,000	47,000	+4%
Hashish -Garda # 3	40,000	42,000	+5%

B. QUETTA

OPIUM:

Table 18: Prices of different quality of opium in Quetta, Pakistan in (US\$/Kg):

Quality of opium	Mar-14	Apr-14	May-14	Jun-14	Jul-14	Aug-14	Sep-14	Oct-14	Nov-14	Dec-14	Jan-15	Feb-15	Mar-15	Change (Mar-Feb) %
High quality	360	388	367	364	355	358	343	374	399	448	462	460	495	+8%
Medium quality	267	276	265	260	254	259	255	276	289	319	342	336	357	+6%
Low quality	226	235	224	229	203	199	206	217	230	249	281	269	297	+11%

HEROIN:

Table 19: Prices of different quality of heroin in Quetta, Pakistan in (US\$/Kg):

Quality of heroin	Mar-14	Apr-14	May-14	Jun-14	Jul-14	Aug-14	Sep-14	Oct-14	Nov-14	Dec-14	Jan-15	Feb-15	Mar-15	Change (Mar-Feb) %
High quality (Crystal)	3,599	3,673	3,571	3,641	3,398	3,484	3,482	3,643	3,843	4,133	4,322	4,316	4,706	+9%
Medium quality	3,085	3,061	3,061	2,913	2,789	2,737	2,698	2,757	2,795	2,988	3,266	3,309	3,467	+5%
Low quality	1,799	1,837	1,786	1,664	1,521	1,593	1,570	1,723	1,797	2,092	2,261	2,206	2,477	+12%

HASHISH:

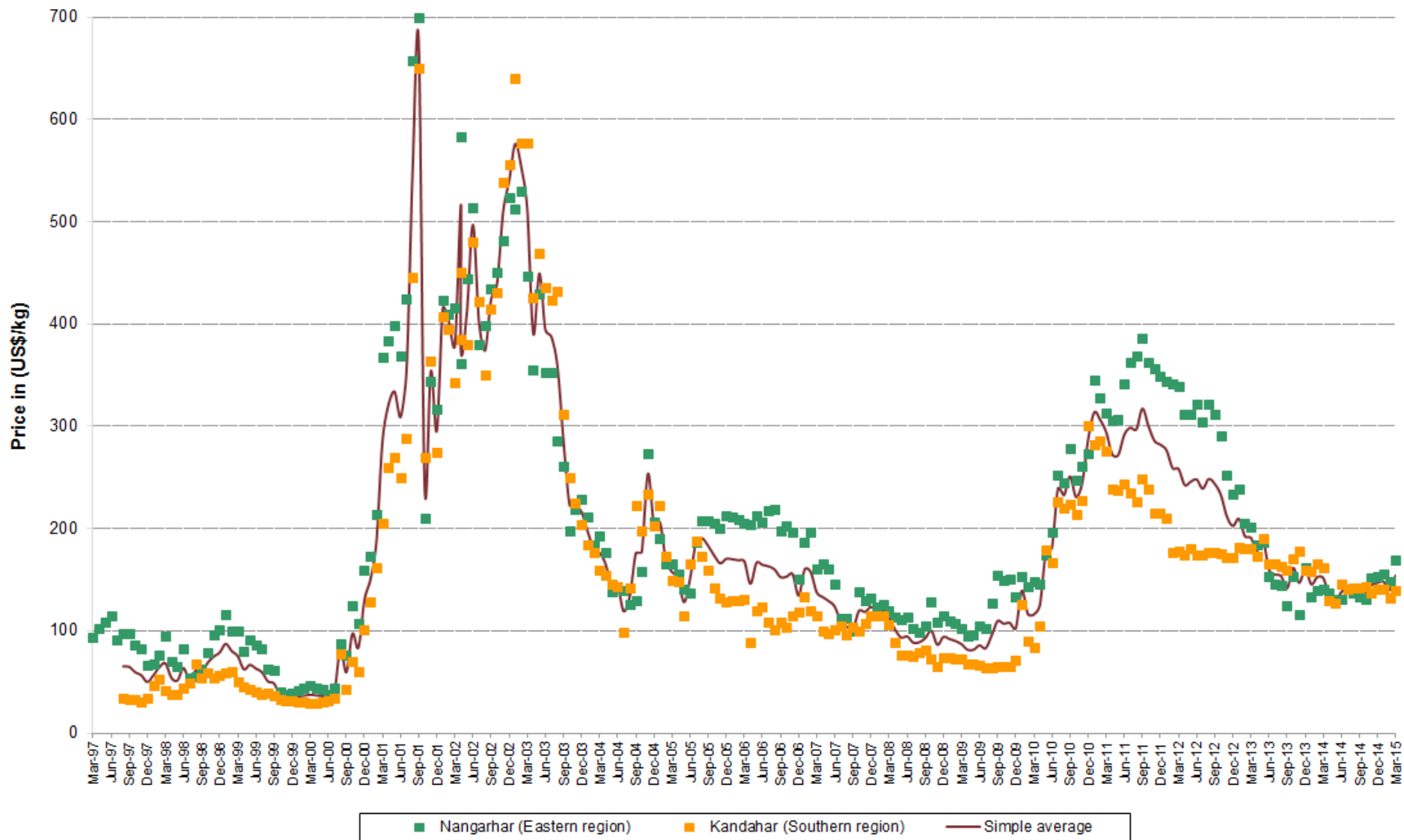
Table 20: Prices of different quality of Hashish in Quetta, Pakistan in (US\$/Kg):

Quality of hashish	Mar-14	Apr-14	May-14	Jun-14	Jul-14	Aug-14	Sep-14	Oct-14	Nov-14	Dec-14	Jan-15	Feb-15	Mar-15	Change (Mar-Feb) %
High quality	566	612	612	624	588	597	589	640	659	697	754	719	743	+3%
Medium quality	463	490	510	520	507	498	490	512	529	548	603	595	644	+8%

Table 21: Prices of different types of drugs in Quetta, Pakistan in local currency, (Pak Rupee/kg):

Types of drugs	Price in (Pakistani Rupee)/kg		
	Feb-15	Mar-15	Change (Mar-Feb) %
Opium -High quality	48,000	50,000	+4%
Opium -Medium quality	35,000	36,000	+3%
Opium -Low quality	28,000	30,000	+7%
Heroin -High quality (Crystal)	450,000	475,000	+6%
Heroin -Medium quality	345,000	350,000	+1%
Heroin -Low quality	230,000	250,000	+9%
Hashish -High quality	75,000	75,000	+0%
Hashish -Medium quality	62,000	65,000	+5%

Graph 8: Average price of dry opium collected from traders in Nangarhar and Kandahar provinces (US\$/Kg), Mar 1997 – Mar 2015



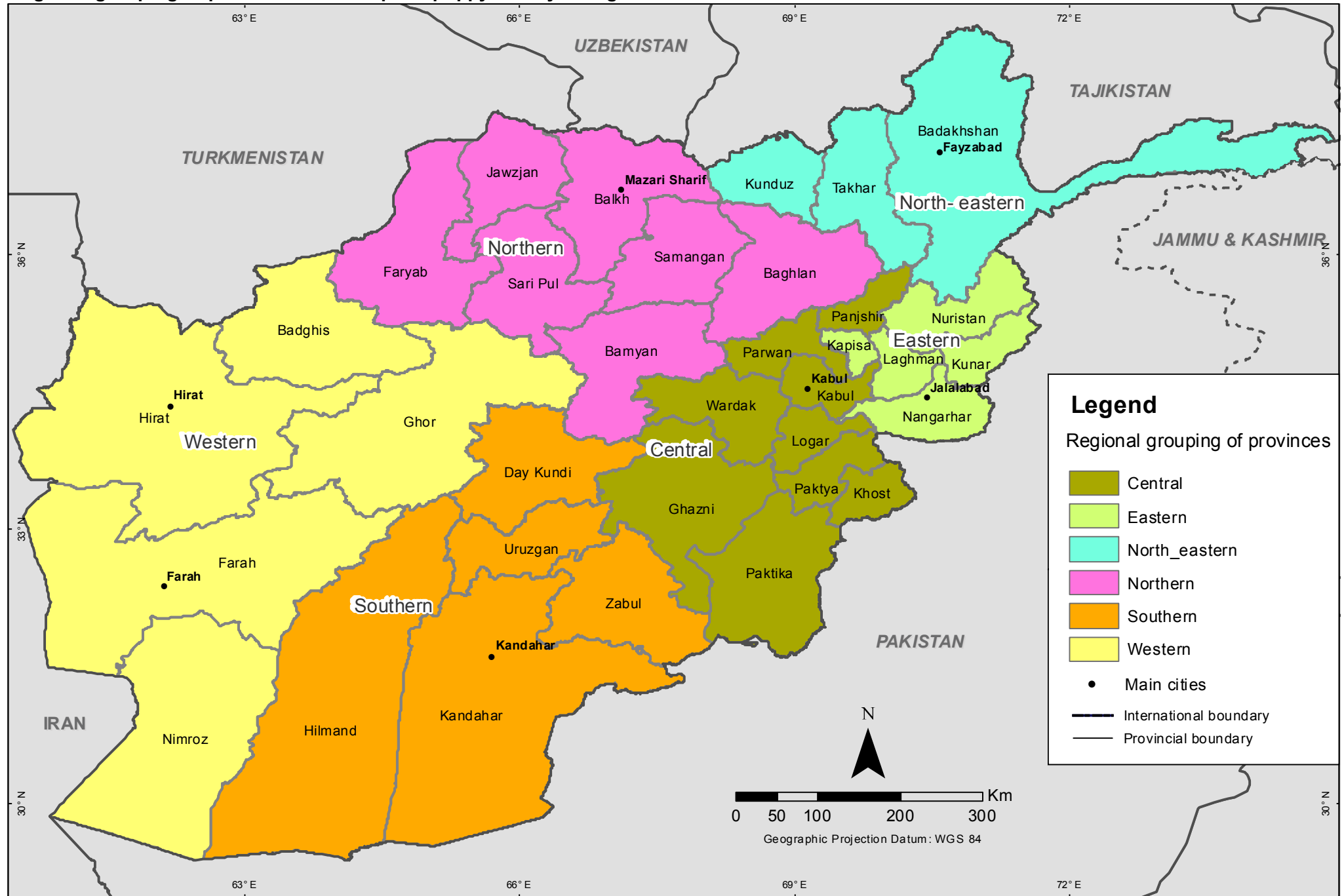
Methodology

- Prices are collected in the last week of every month from around twenty farmers and equal numbers of trader prices are collected by MCN Survey coordinators generally from different farmers and traders each month; however the price data collection is sourced from a few known farmers and traders as well.
- Opium prices are collected from 18 of 34 provinces namely Badakhshan, Baghlan, Badghis, Balkh, Farah, Faryab, Ghor, Hilmand, Hirat, Kandahar, Kunar, Kunduz, Laghman, Nangarhar, Nimroz, Uruzgan, Takhar and Zabul. The prices of dry and fresh opium are collected from farmers (at farm-gate level) and traders (at trader level).
- Different varieties of heroin, morphine and cannabis resin prices are collected from six provinces of Afghanistan namely Badakhshan, Balkh, Hirat, Nangarhar, Kandahar and Takhar.
- Prices of some licit crops such as wheat, saffron, imported and local rice is also collected from six provinces of Afghanistan and included in this report.
- Prices of poppy seeds, cannabis seeds and acetic anhydride are included in the report as well.
- Different varieties of opium, heroin and hashish prices are also collected from Peshawar as well as Quetta province of Pakistan. Prices are collected and reported by UNODC office in Peshawar and Quetta in Pakistan.
- The prices are also presented in local currency for convenience of certain analysis; however the national average prices are presented in USD. At the regional level, average prices are reflected in local currency with exception of the Western region since prices are reported in two different currencies.
- Prices are reported in different currencies in different regions. The prices in Eastern region (Kunar, Laghman and Nangarhar) and Southern region (Kandahar, Hilmand, Uruzgan and Zabul) are reported in Pakistani rupees. In Northern (Balkh, Baghlan, Farayb) and North-eastern (Badakhshan, Kunduz, Takhar) regions, the prices are reported in Afghani. However, prices are reported in two different currencies namely Afghani and Iranian Tuman in Western region. The prices are converted in US\$ using the exchange rate from oanda.com site considering the rates on the same date the observation is made.

Number of observations of dry and fresh opium prices

	Number of observations (n)		Number of provinces price collected
	Farm-gate price	Trader price	
Dry Opium	177	178	18
Fresh Opium	114	114	15

Regional grouping of provinces for the opium poppy survey in Afghanistan



Source: Government of Afghanistan. National monitoring system implemented by UNODC
 Note: The boundaries and names shown and the designations on this map do not imply official endorsement or acceptance by the United Nations.