



**Islamic Republic of Afghanistan
Ministry of Counter Narcotics**



UNODC
United Nations Office on
Drugs and Crime

June 2013 مطابق سرطان ۱۳۹۲، هجری - شمسی

Afghanistan Drug Price Monitoring Monthly Report



**Ministry of Counter Narcotics, Islamic Republic of Afghanistan, Kabul
And
United Nations Office on Drugs and Crime, Kabul**

Summary

- Prices are collected in the last week of every month from around twenty farmers and equal number of trader prices are collected by MCN Survey coordinators generally from different farmers and traders each month; however the price data collection is sourced from a few known farmers and traders as well.
- Opium prices are collected from 18 of 34 provinces namely Badakhshan, Baghlan, Badghis, Balkh, Farah, Faryab, Ghor, Hilmand, Hirat, Kandahar, Kunar, Kunduz, Laghman, Nangarhar, Nimroz, Uruzgan, Takhar and Zabul. The prices of dry and fresh opium are collected from farmers (at farm-gate level) and traders (at trader level).
- Different varieties of heroin, morphine and cannabis resin prices are collected from six provinces of Afghanistan namely Badakhshan, Balkh, Hirat, Nangarhar, Kandahar and Takhar.
- Prices of some licit crops such as wheat, saffron, imported and local rice is also collected from six provinces of Afghanistan and included in this report.
- Prices of poppy seeds, cannabis seeds and acetic anhydride are included in the report as well.
- Different varieties of opium, heroin and hashish prices are also collected from Peshawar as well as Quetta province of Pakistan. Prices are collected and reported by UNODC office in Peshawar and Quetta in Pakistan.
- The prices are also presented in local currency for convenience of certain analysis; however the national average prices are presented in USD. At the regional level, average prices are reflected in local currency with exception of the Western region since prices are reported in two different currencies.
- Prices are reported in different currencies in different regions. The prices in Eastern region (Kunar, Laghman and Nangarhar) and Southern region (Kandahar, Hilmand, Uruzgan and Zabul) are reported in Pakistani rupees. In Northern (Balkh, Baghlan, Farayb) and North-eastern (Badakhshan, Kunduz, Takhar) regions, the prices are reported in Afghani. However, prices are reported in two different currencies namely Afghani and Iranian Tuman in Western region. The prices are converted in US\$ using the exchange rate from oanda.com site considering the rates on the same date the observation is made.
- Average¹ price of dry Opium in Afghanistan, (US\$/kg)**

Dry Opium	Jun-12	Jun-13	Increase/ Decrease (%)
<i>Farm-gate price (US\$/Kg)</i>	215	142	-34%
<i>Trader price (US\$/Kg)</i>	225	151	-33%

- Average¹ price of fresh Opium in Afghanistan, (US\$/kg)**

Fresh Opium	Jun-12	Jun-13	Increase/ Decrease (%)
<i>Farm-gate price (US\$/Kg)</i>	171	120	-30%
<i>Trader price (US\$/Kg)</i>	177	126	-29%

¹ Simple average of all observations

- **Average² price of Cannabis Resin in Afghanistan, (US\$/kg)**

Types of cannabis resin	Jun-12	Jun-13	Increase/ Decrease (%)
Cannabis resin (Garda # 1) price (US\$/kg)	113	101	-11%
Cannabis resin (Garda # 2) price (US\$/kg)	59	77	+31%
Cannabis resin (Garda # 3) price (US\$/kg)	29	33	+14%

- **Heroin and Hashish (best quality) prices in Peshawar, Pakistan (US\$/kg)**

Best quality of Heroin/Hashish	Jun-12	Jun-13	Increase/Decrease (%)
Heroin - White (Injection) price (US\$/kg)	4,934	4,335	-12%
Hashish - (Garda # 1) price (US\$/kg)	541	581	+7%

- **Heroin and Hashish (best quality) prices in Quetta, Pakistan (US\$/kg)**

Best quality of Heroin/Hashish	May-13	Jun-13	Change (Jun-May) %
Heroin - High quality (Crystal) price (US\$/kg)	6,743	6,361	-6%
Hashish - High quality price (US\$/kg)	562	509	-9%

- **Average² price of Heroin, Opium and Hashish at consumer level in Afghanistan, (US\$/kg)**

Types of drugs	Jun-12	Jun-13	Increase/Decrease (%)
Heroin	6,635	5,374	-19%
Opium	492	328	-33%
Hashish	245	173	-29%

- **Average price of Wheat, Cotton, Saffron, Imported and Local Rice in Afghanistan, (US\$/kg)**

Types of crops	Jun-12	Jun-13	Increase/Decrease (%)
Wheat	0.36	0.36	+0%
Cotton	1.60	1.4	-14%
Saffron	1,553	1,510	-3%
Rice (imported)*	1.20	1.4	+18%
Rice (local)*	0.80	0.9	+9%

- **Average price of poppy and cannabis seeds in Afghanistan, (US\$/kg)**

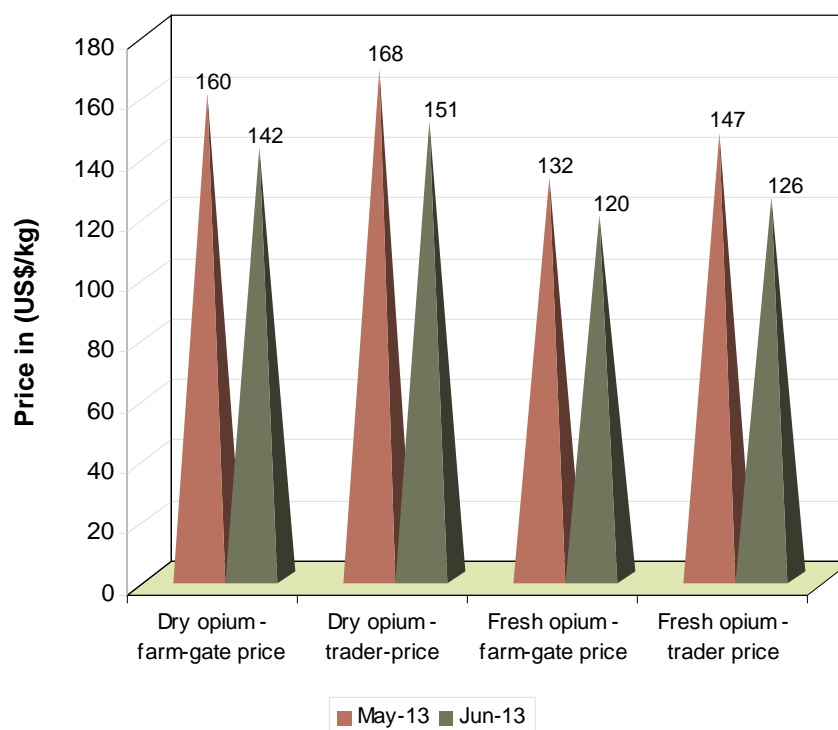
Types of seeds	Jun-12	Jun-13	Increase/Decrease (%)
Cannabis seed	0.49	0.40	-18%
Poppy seed	0.73	0.59	-19%

- **Average price of acetic anhydride in Afghanistan, (US\$/Lit)**

Variety of Acetic Anhydride	Jun-12	Jun-13	Increase/Decrease (%)
Acetic Anhydride - A*	231	204	-12%
Acetic Anhydride - B*	180	152	-16%
Acetic Anhydride - C*	165	147	-11%
Acetic Anhydride - D*	183	162	-11%
Acetic Anhydride - E*	159	161	+1%
Acetic Anhydride - F*	176	157	-10%

* A, B, C, D, E, F represent different variety of acetic anhydride in Afghanistan.

Price change of Dry Opium and Fresh Opium between May 2013 and June 2013

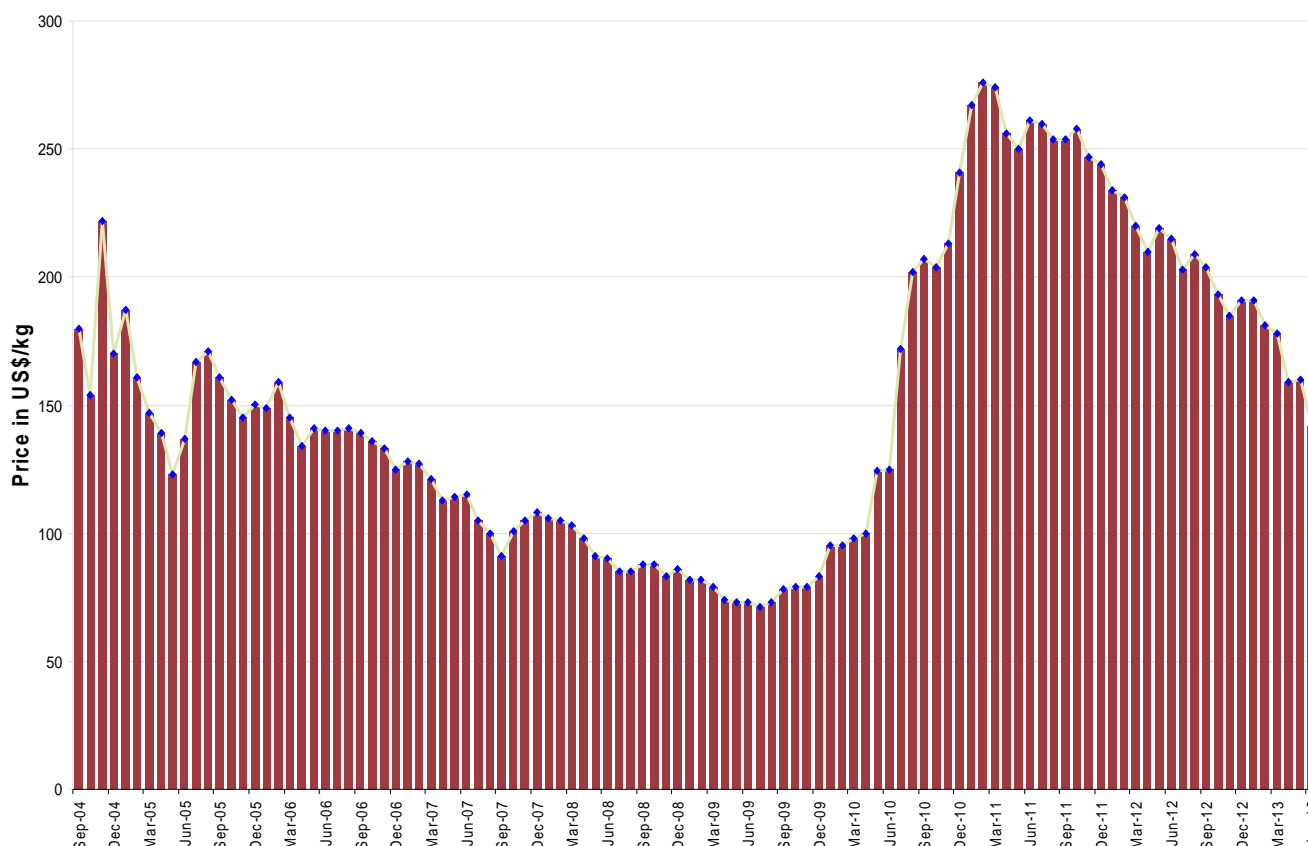


DRY OPIUM:

FARM-GATE PRICE:

The national average price for one kilogram of dry opium in Afghanistan at the farm-gate level was **US\$ 142/kg** at the end of June 2013 which is **11%** lower compared to price reported in May 2013 (**US\$ 160/kg**). The average dry opium price at the farm-gate level in June 2013 is **34%** lower than the price reported in June 2012 which was **US\$ 215/kg**. The dry opium price has a decreasing trend since February 2011.

Graph 1: National ²Average price of dry opium at farm-gate level from September 2004 to June 2013



Dry Opium (Chaynaki Quality):

FARM-GATE PRICE

Price of opium (dry) was not found to be varying with quality in different regions. In Balkh and Hilmand provinces another quality of dry opium by the name of **Chaynaki** is available at Farm-gate and trader level. The **Chaynaki** quality of dry opium more air dried than other varieties. The average price of 1 kilogram of **Chaynaki** dry opium at Farm-gate level in Balkh province is **US\$ 174/kg** in June 2013 showing a decrease of **4%** compared to the price reported in May 2013 (**US\$ 182**). The average price of 1 kilogram of **Chaynaki** dry opium at farm-gate level in Hilmand province is **US\$ 388/kg** in June 2013 with a decrease of **0.8%** compared to the price reported in May 2013 (**US\$ 391**).

Table 1: Average³ price of dry opium (Chaynaki quality) at farm-gate level (US\$/Kg)

Dry Opium (Chaynaki quality)	Balkh		Change (Jun-May) %	Hilmand		Change (Jun-May) %
	May-13	Jun-13		May-13	Jun-13	
Farm-gate price (US\$/Kg)	182	174	-4%	391	388	-0.8%

TRADER PRICE:

The national average dry opium price collected from traders was **US\$ 151/kg** at the end of June 2013 showing **10%** decrease compared to the price reported last month (May 2013) (**US\$ 168/kg**). The average dry opium price at trader level in June 2013 is **33%** lower than the price reported last year (June 2012) which was **US\$ 225/kg**.

Dry opium price collected from traders has decreased by 27%, 25%, 15%, 6% and 3% in North-eastern Northern region, Eastern, Western and Southern regions respectively.

Table 2: Regional average³ price of dry opium collected from traders (US\$/Kg)

Region	Price of Dry Opium (US\$/Kg)		Price change (%)
	May-13	Jun-13	
Eastern region (Kunar, Laghman, Nangarhar)	175	149	-15%
Southern region (Hilmand, Kandahar, Uruzgan, Zabul)	172	166	-3%
Western region (Badghis, Farah, Ghor, Hirat, Nimroz)	215	202	-6%
North-eastern region (Badakhshan, Kunduz, Takhar)*	109	80	-27%
Northern region (Baghlan, Balkh, Faryab)*	134	101	-25%
Average	168	151	-10%

****** Low demand for narcotics and the season of harvest caused to decrease the prices.

Dry Opium (Chaynaki Quality):**TRADER PRICE:**

In Balkh province, the average price of 1 kilogram of **Chaynaki** dry opium at trader level is **US\$ 185/kg** in June 2013 showing a decrease of **5%** compared to the price reported in May 2013 (**US\$ 194/kg**). In Hilmand province, the average price of 1 kilogram of **Chaynaki** dry opium at trader level is **US\$ 395/kg** in June 2013 decreased by **0.8%** compared to the price reported in May 2013 (**US\$ 398**)

Table 3: Average⁷ price of dry opium (Chaynaki quality) at trader level (US\$/Kg)

Dry Opium (Chaynaki quality)	Balkh		Change (Jun-May) %	Hilmand		Change (Jun-May) %
	May-13	Jun-13		May-13	Jun-13	
Trader price (US\$/Kg)	194	185	-5%	398	395	-0.8%

³ Simple average of all observations

Graph 2: Regional average² price of dry opium from traders (January 2005 to June 2013)

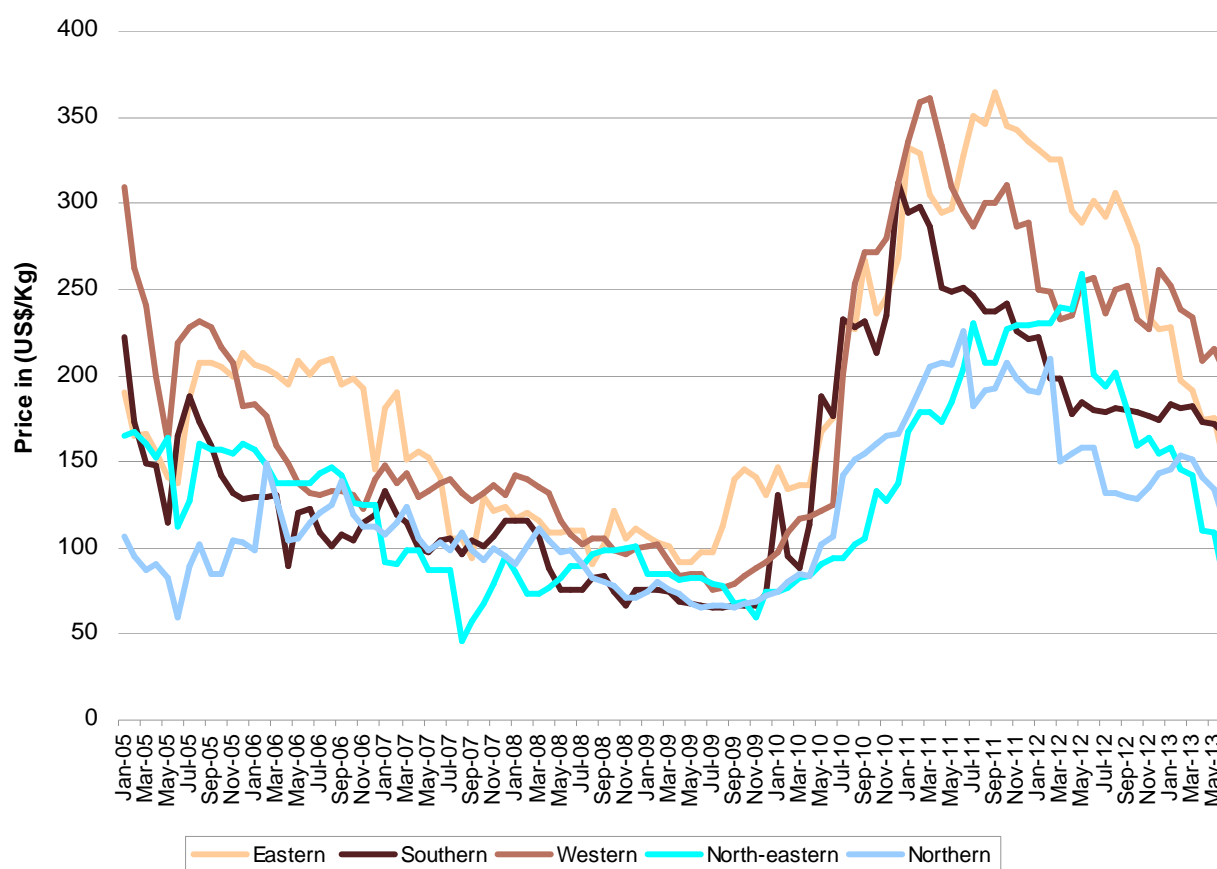


Table 4: Regional average⁴ price of dry opium at farm-gate and trader level in local currency

		Price of 1 kg of Dry Opium in local currency					
		May-13		Jun-13			
Region	Local currency	Farm-gate	Trader	Farm-gate	Trader	Change at farm-gate level (Jun-May) (%)	Change at trader level (Jun-May) (%)
Eastern region (Kunar, Laghman, Nangarhar)	Pakistani Rupee	16,754	17,041	14,408	14,700	-14%	-14%
Southern region (Hilmand, Kandahar, Uruzgan, Zabul)	Pakistani Rupee	15,640	16,688	15,437	16,326	-1%	-2%
Western region (Badghis, Ghor) *	Afghani	10,670	11,041	9,338	10,041	-12%	-9%
Western region (Farah, Hirat, Nimroz) *	Iranian Tuman	774,561	794,748	634,561	665,304	-18%	-16%
North-eastern region (Badakhshan, Kunduz, Takhar)	Afghani	4,891	5,837	3,396	4,247	-31%	-27%
Northern region (Baghlan, Balkh, Faryab)	Afghani	6,928	7,372	6,127	6,521	-12%	-12%

* Western region is divided in two groups because of prices available in two currencies.

⁴ Simple average of all observations

FRESH OPIUM:

At the end of June 2013, the national average price of fresh opium decreased by **9%** from **US\$ 132/kg** in May 2013 to **US\$ 120/kg in June 2013** at the farm-gate level. Similarly, the national average price of fresh opium at trader level decreased by **14%** from **US\$ 147/kg** in May 2013 to **US\$ 126/kg this month (June 2013)**.

Graph 3: National average⁵ price of fresh opium at farm-gate and trader level, US\$/kg (August 2009 to June 2013)

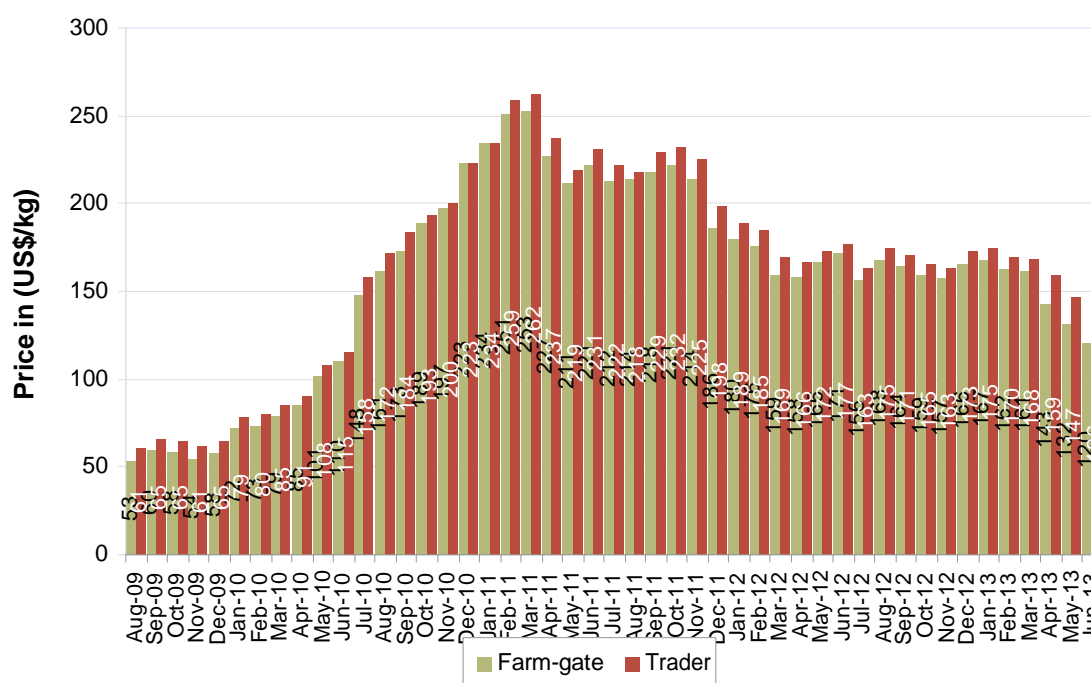


Table 5: Regional average⁶ price of fresh opium at farm-gate and trader level in local currency

		Price of 1 kg of Fresh Opium in local currency					
		May-13		Jun-13			
Region	Local currency	Farm-gate	Trader	Farm-gate	Trader	Change at farm-gate level (Jun-May) (%)	Change at trader level (Jun-May) (%)
Eastern region (Kunar, Laghman, Nangarhar)	Pakistani Rupee	8,516	8,808	8,780	9,047	+3%	+3%
Southern region (Hilmand, Kandahar, Uruzgan, Zabul)	Pakistani Rupee	13,451	17,567	13,275	14,057	-1.3%	-20.0%
Western region (Badghis, Ghor) *	Afghani	8,381	8,641	7,049	7,309	-15.9%	-15.4%
Western region (Farah, Hirat, Nimroz) *	Imanian Tuman	703,652	717,639	527,919	541,906	-25.0%	-24.5%
North-eastern region (Badakhshan, Kunduz, Takhar)	Afghani	NA	NA	NA	NA	NA	NA
Northern region (Baghlan, Balkh, Faryab)	Afghani	5,681	6,073	4,914	5,284	-14%	-13%

* Western region is divided in two groups because of prices available in two currencies

⁵ Simple average of all observations

⁶ Simple average of all observations

Table 6: Number of observations of dry and fresh opium prices

	Number of observations (n)		Number of provinces price collected
	Farm-gate price	Trader price	
Dry Opium	186	186	18
Fresh Opium	158	157	15

HEROIN:

There are several types of heroin available in Afghanistan with different quality. The prices of White powder (injection) in Nangarhar province, White powder (Crystal) in Kandahar and Balkh provinces, Off-white (Crystal)-100% in Badakhshan province and White powder-high quality (70-80% pure) in Hirat province are the most expensive heroin reported in Afghanistan. The cheapest heroin (**US\$ 30/kg**) is called as Khata # 2 reported in Nangarhar province.

Table 7: Prices of different types of Heroin in Afghanistan, (US\$/kg), June 2012 – June 2013

Province	Types of Heroin	Jun-12	Jul-12	Aug-12	Sep-12	Oct-12	Nov-12	Dec-12	Jan-13	Feb-13	Mar-13	Apr-13	May-13	Jun-13	Change (Jun-May) %
Badakhshan	Chara (20%)	1,160	1,456	1,364	1,733	1,511	1,561	1,442	1,451	1,232	1,221	1,095	1,090	1,333	+22%
	Off- white powder (Crystal) - 100%	4,545	3,883	3,411	5,199	4,722	4,879	4,037	4,062	3,506	3,475	3,323	3,305	3,198	-3%
Balkh	Bist powder	2,388	2,350	2,339	2,292	2,323	2,402	2,558	2,813	2,960	2,968	3,104	3,269	3,392	+4%
	White powder (Crystal)	4,427	4,388	4,385	4,275	4,231	4,255	4,347	4,424	4,354	4,274	4,199	4,267	4,289	+1%
Hirat	Morphine	1,306	1,298	1,429	1,191	946	872	984	931	861	915	839	1,021	1,052	+3%
	Off- white coarse powder (Crystal)	1,833	1,667	2,049	1,939	1,546	1,463	1,607	1,471	1,278	1,230	1,218	1,305	1,380	+6%
	White powder - high quality (70-80% pure)	4,031	3,794	3,941	3,271	2,603	2,491	2,787	2,613	2,361	2,574	2,409	2,552	2,826	+11%
	White powder - low quality (less than 50% pure)	2,389	2,227	2,365	1,939	1,577	1,494	1,639	1,562	1,389	1,459	1,388	1,531	1,446	-6%
Kandahar	Morphine	2,121	2,119	2,141	2,137	2,121	2,084	2,060	2,086	2,096	2,111	2,062	2,043	2,040	-0.2%
	Off- white powder (Batan) - high quality	1,983	1,960	1,927	1,816	1,803	1,771	1,761	1,868	1,880	1,853	1,856	1,839	1,836	-0.2%
	Off- white powder (Batan) - low quality	1,166	1,165	1,177	1,175	1,166	1,146	1,133	1,246	1,253	1,287	1,237	1,226	1,224	-0.2%
	White powder (Crystal)	3,287	3,284	3,372	3,312	3,287	3,230	3,213	3,270	3,205	3,295	3,197	3,167	3,162	-0.2%
Nangarhar	Bist powder	2,334	2,336	2,243	2,239	2,333	2,188	2,368	1,951	1,603	1,731	1,641	1,440	1,370	-5%
	Chara # 1	95	106	107	117	117	115	72	103	103	71	82	93	91	-1%
	Chara # 2	64	64	64	64	64	63	41	72	83	51	51	62	61	-1%
	Khata # 1	74	74	75	75	74	73	62	62	62	51	72	62	51	-18%
	Khata # 2	42	42	43	53	53	52	31	41	41	31	41	31	30	-1%
	Off- white powder (Batan)	3,342	3,504	3,311	3,306	3,520	3,126	3,192	3,080	2,895	2,952	2,872	2,365	2,284	-3%
	White powder (Injection)	4,562	4,459	4,593	4,425	4,644	4,168	4,222	4,107	4,033	4,072	3,898	3,599	3,502	-3%
Takhar	Off- white powder (Crystal) - 60%	2,901	2,427	2,534	2,696	2,550	2,635	2,403	2,418	2,085	2,067	1,990	1,979	1,919	-3%

Graph 4: Prices of different types of heroin in Afghanistan, (US\$/kg), June 2013

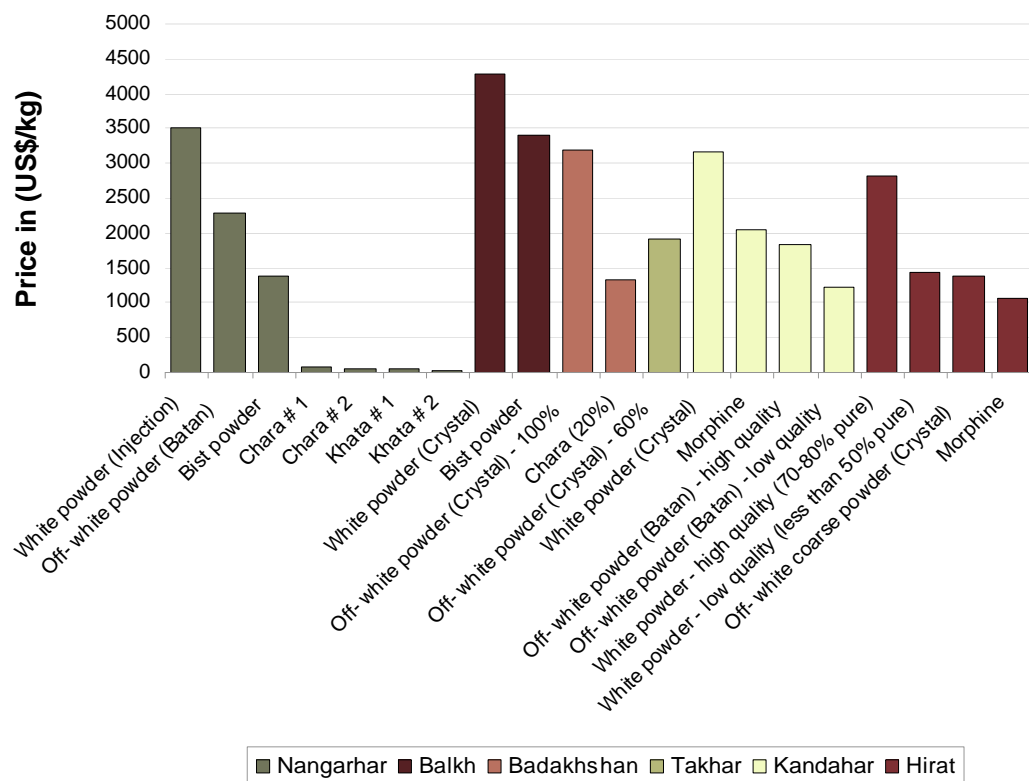


Table 8: Prices of 1 kilogram of different types of Heroin in local currency

Province	Types of heroin	Local currency	Prices of 1 kg of different types of heroin in local currency		Change (Jun-May) %
			May-13	Jun-13	
Badakhshan	Chara (20%)	Afghani	60,000	75,000	+25%
	Off- white powder (Crystal) - 100%	Afghani	182,000	180,000	-1%
Balkh	Bist powder	Afghani	180,000	190,400	+6%
	White powder (Crystal)	Afghani	235,000	240,800	+2%
Hirat	Morphine	Iranian Tuman	3600000	3200000	-11%
	Off- white coarse powder (Crystal)	Iranian Tuman	4600000	4200000	-9%
	White powder - high quality (70-80% pure)	Iranian Tuman	9000000	8600000	-4%
	White powder - low quality (less than 50% pure)	Iranian Tuman	5400000	4400000	-19%
Kandahar	Morphine	Pakistani Rupee	200,000	200,000	+0%
	Off- white powder (Batan) - high quality	Pakistani Rupee	180,000	180,000	+0%
	Off- white powder (Batan) - low quality	Pakistani Rupee	120,000	120,000	+0%
	White powder (Crystal)	Pakistani Rupee	310,000	310,000	+0%
Nangarhar	Bist powder	Pakistani Rupee	140,000	135,000	-4%
	Chara # 1	Pakistani Rupee	9,000	9,000	+0%
	Chara # 2	Pakistani Rupee	6,000	6,000	+0%
	Khata # 1	Pakistani Rupee	6,000	5,000	-17%
	Khata # 2	Pakistani Rupee	3,000	3,000	0%
	Off- white powder (Batan)	Pakistani Rupee	230,000	225,000	-2%
	White powder (Injection)	Pakistani Rupee	350,000	345,000	-1%
Takhar	Off- white powder (Crystal) - 60%	Pakistani Rupee	109000	108000	-1%

CANNABIS RESIN:

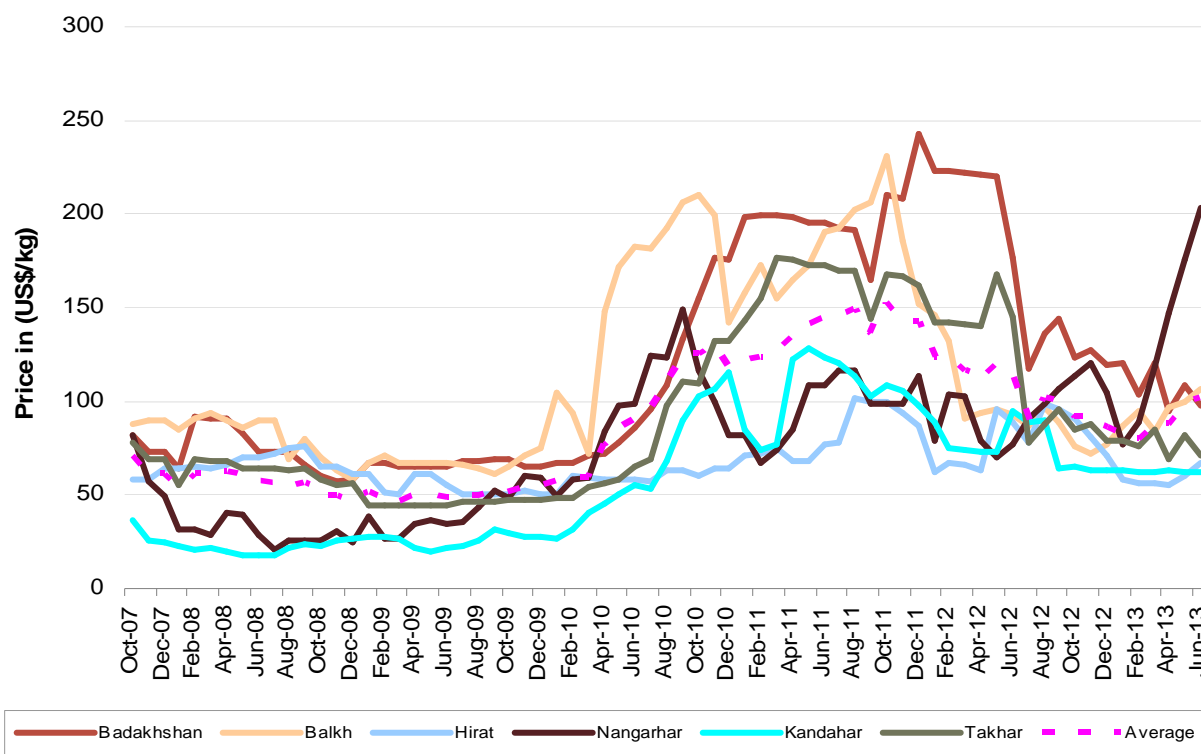
There are mainly three quality types of cannabis resin available in Afghanistan namely Garda # 1, # 2 and # 3 with quality as best, moderate and fair respectively. Garda #1 in Nangarhar province is the most expensive cannabis resin because of its best quality. Garda # 1 (Jooshi) of Balkh and Garda #1 (Shirak) of Badakhshan provinces was most expensive and popular because of it's high quality however it lost it's demand due to it's blending with lower quality hashish.

Table 9: Prices of different types of cannabis resin in Afghanistan, (US\$/kg), June 2012 - June 2013

Province	Types of cannabis resin	Jun-12	Jul-12	Aug-12	Sep-12	Oct-12	Nov-12	Dec-12	Jan-13	Feb-13	Mar-13	Apr-13	May-13	Jun-13	Change (Jun-May) %
Badakhshan	Garda # 1 (Shirak)	177	117	136	144	123	127	119	120	104	120	95	109	98	-10%
Balkh	Garda # 1 (Jooshi)	93	87	97	89	76	72	77	87	95	84	97	100	107	+7%
	Garda # 2 (Morchajosh)	68	62	78	73	60	57	62	70	76	69	82	85	89	+5%
Hirat	Garda # 1	89	78	99	96	91	81	71	58	56	56	55	60	67	+12%
	Garda # 2	56	48	62	67	65	53	36	29	36	37	37	54	58	+7%
Kandahar	Garda # 1	95	89	90	64	65	63	63	63	62	62	63	62	62	-1%
	Garda # 2	67	64	65	45	47	46	45	45	45	45	45	45	44	-1%
	Garda # 3	36	31	33	21	24	23	23	23	23	23	23	23	23	-1%
Nangarhar*	Garda # 1	77	91	99	107	113	120	105	77	89	118	147	176	203	+15%
	Garda # 2	46	46	53	61	63	82	67	44	43	59	74	88	116	+31%
	Garda # 3	23	23	23	23	26	33	31	28	15	18	37	37	43	+18%
Takhar	Garda # 1 (Shirak)	145	78	88	96	85	88	79	79	76	85	69	82	71	-13%

* High demand for hashish caused to increase the prices.

Graph 5: Average⁷ price of cannabis resin (Garda # 1, best quality) in US\$/kg, Oct 2007 June 2013



⁷ Simple average of all observations

Graph 6: Prices of different types of cannabis resin in Afghanistan, (US\$/kg), June 2013

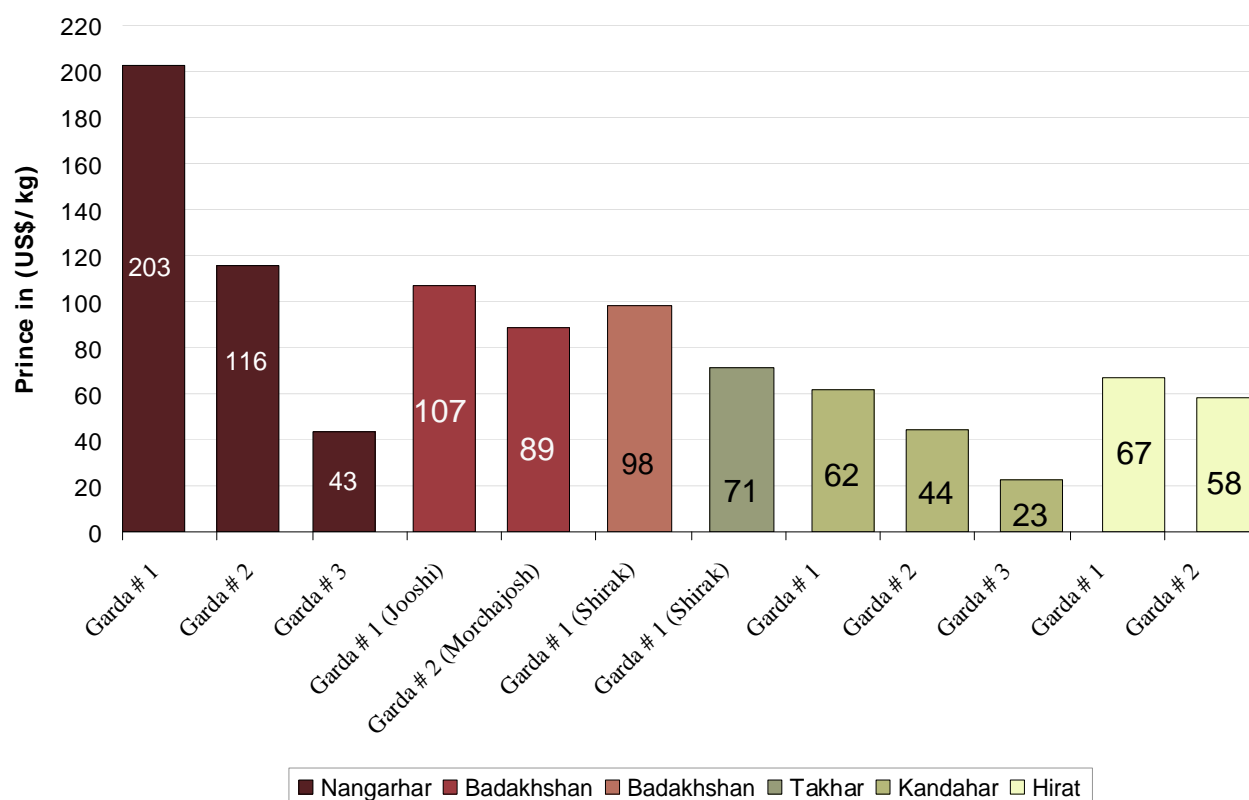


Table 10: Prices of 1 kilogram of different types of cannabis resin in Afghanistan in local currency, May 2013- June 2013

Province	Types of cannabis resin	Local currency	Prices of 1 kg of different types of cannabis resin in local currency		Change (Jun-May) %
			May-13	Jun-13	
Badakhshan	Garda # 1 (Shirak)	Afghani	6,000	5,500	-8%
Balkh	Garda # 1 (Jooshi)	Afghani	5,500	6,000	+9%
	Garda # 2 (Morchajosh)	Afghani	4,700	5,000	+6%
Hirat	Garda # 1	Iranian Tuman	210,000	205,000	-2%
	Garda # 2	Iranian Tuman	192,000	176,000	-8%
Kandahar	Garda # 1	Pakistani Rupee	6,089	6,089	+0%
	Garda # 2	Pakistani Rupee	4,378	4,378	+0%
	Garda # 3	Pakistani Rupee	2,222	2,222	+0%
Nangarhar *	Garda # 1	Pakistani Rupee	17,142	20,000	+17%
	Garda # 2	Pakistani Rupee	8,571	11,428	+33%
	Garda # 3	Pakistani Rupee	3,571	4,285	+20%
Takhar	Garda # 1 (Shirak)	Afghani	4,500	4,000	-11%

* High demand for hashish caused to increase the prices.

LICIT CROPS:

Prices of wheat, cotton, saffron, rice (imported) and rice (local) collected in six provinces of Afghanistan are shown in below table.

Table 11: Prices of wheat, cotton, saffron, imported and local rice in Afghanistan in local currency, June 2013

Province	Types of crops	Price/Kg in Pakistani Rupee (PRs)	Price/Kg in Afghani (AFs)	Price/Kg in (US\$)
Badakhshan	Wheat	-	18	0.3
Badakhshan	Rice Imported	-	82	1.5
Badakhshan	Rice Local	-	52	0.9
Balkh	Wheat	-	19	0.3
Balkh	Cotton	-	40	0.7
Balkh	Rice Imported	-	91	1.6
Balkh	Rice Local	-	63	1.1
Hirat	Wheat	-	20	0.4
Hirat	Cotton	-	80	1
Hirat	Saffron	-	85,000	1,510
Hirat	Rice Imported	-	90	1.6
Hirat	Rice Local	-	50	0.9
Kandahar	Wheat	48	-	0.5
Kandahar	Cotton	164	-	1.7
Kandahar	Rice Imported	100	-	1.0
Nangarhar	Wheat	36	-	0.4
Nangarhar	Cotton	171	-	1.7
Nangarhar	Rice Imported	138	-	1.4
Nangarhar	Rice Local	47	-	0.5
Takhar	Wheat	-	15	0.3
Takhar	Rice Imported	-	80	1.4
Takhar	Rice Local	-	54	1.0

Table 12: Prices of wheat, cotton, saffron, imported and local rice in Afghanistan, (US\$/kg), June 2012 - June 2013

Types of crops	Jun_12	Jul_12	Aug_12	Sep_12	Oct_12	Nov-12	Dec-12	Jan-13	Feb-13	Mar-13	Apr-13	May-13	Jun-13	Increase/Decrease (%)
Wheat	0.36	0.37	0.37	0.38	0.39	0.40	0.41	0.42	0.43	0.43	0.38	0.38	0.36	-5%
Cotton	1.60	1.60	1.60	1.70	1.60	1.48	1.34	1.43	1.38	1.43	1.42	1.4	1.4	-4%
Saffron	1,553	1,456	1,465	1,540	1,511	1,805	1,728	1,746	1,708	1,689	1,643	1,641	1,510	-8%
Rice (Imported)	1.20	1.30	1.30	1.40	1.30	1.43	1.64	1.46	1.49	1.42	1.42	1.5	1.4	-3%
Rice (Local)	0.80	1.00	0.90	1.00	1.0	1.0	1.0	1.1	1.0	1.0	1.0	0.9	0.9	-2%

CANNABIS AND POPPY SEEDS:

Prices of cannabis and poppy seeds are collected in eighteen provinces of Afghanistan are shown in below table.

Table 13: Prices of cannabis and poppy seeds in local currency, May 2013 – June 2013

Province	Types of seed	Local currency	Prices of 1 kg of cannabis seed and poppy seed in local currency		Change (Jun-May) (%)
			May-13	Jun-13	
Badakhshan	Poppy seed	Afghani	45	40	-11%
	Cannabis seed	Afghani	40	35	-13%
Baghlan	Poppy seed	Afghani	30	35	+17%
	Cannabis seed	Afghani	10	12	+20%
Balkh	Poppy seed	Afghani	25	28	+12%
	Cannabis seed	Afghani	20	24	+20%
Farah	Poppy seed	Afghani	43	35	-18%
	Cannabis seed	Afghani	25	30	+20%
Faryab	Poppy seed	Afghani	70	80	+14%
	Cannabis seed	Afghani	20	25	+25%
Hilmand	Poppy seed	Afghani	33	33	+0%
	Cannabis seed	Afghani	20	20	+0%
Hirat	Poppy seed	Afghani	50	38	-25%
	Cannabis seed	Afghani	48	40	-16%
Kabul	Poppy seed	Afghani	20	17	-15%
Kandahar	Poppy seed	Afghani	41	41	0%
	Cannabis seed	Afghani	19	19	+0%
Kapisa	Poppy seed	Afghani	30	15	-50%
Kunar	Poppy seed	Pakistani Ruppee	29	40	+38%
Laghman	Poppy seed	Pakistani Ruppee	29	35	+21%
Logar	Cannabis seed	Afghani	20	18	-10%
Nangarhar	Poppy seed	Pakistani Ruppee	29	43	+51%
	Cannabis seed	Pakistani Ruppee	14	14	+0%
Paktya	Cannabis seed	Afghani	20	20	+0%
Takhar	Poppy seed	Afghani	40	30	-25%
	Cannabis seed	Afghani	30	30	+0%
Uruzgan	Poppy seed	Afghani	39	39	+0%
	Cannabis seed	Afghani	18	18	+0%
Zabul	Poppy seed	Afghani	40	40	+0%
	Cannabis seed	Afghani	20	20	+0%

Table 13: Prices of cannabis and poppy seeds in Afghanistan, (US\$/kg), June 2012 - June 2013

Types of seeds	Jun-12	Jul-12	Aug-12	Sep-12	Oct-12	Nov-12	Dec-12	Jan-13	Feb-13	Mar-13	Apr-13	May-13	Jun-13	Increase/Decrease (%)
Cannabis seed	0.49	0.45	0.46	0.43	0.42	0.42	0.35	0.44	0.42	0.42	0.44	0.38	0.40	+5%
Poppy seed	0.73	0.75	0.73	0.72	0.68	0.74	0.71	0.67	0.69	0.67	0.66	0.54	0.59	+9%

PRICES OF HEROIN, OPIUM AND HASHISH AT CONSUMER LEVEL:

The consumer prices of heroin, opium and hashish collected in different regions of Afghanistan are as below. The quality of product varies widely in different regions.

Graph 7: Regional average⁸ prices of heroin, opium and hashish at consumer level in (US\$/Kg), June 2013

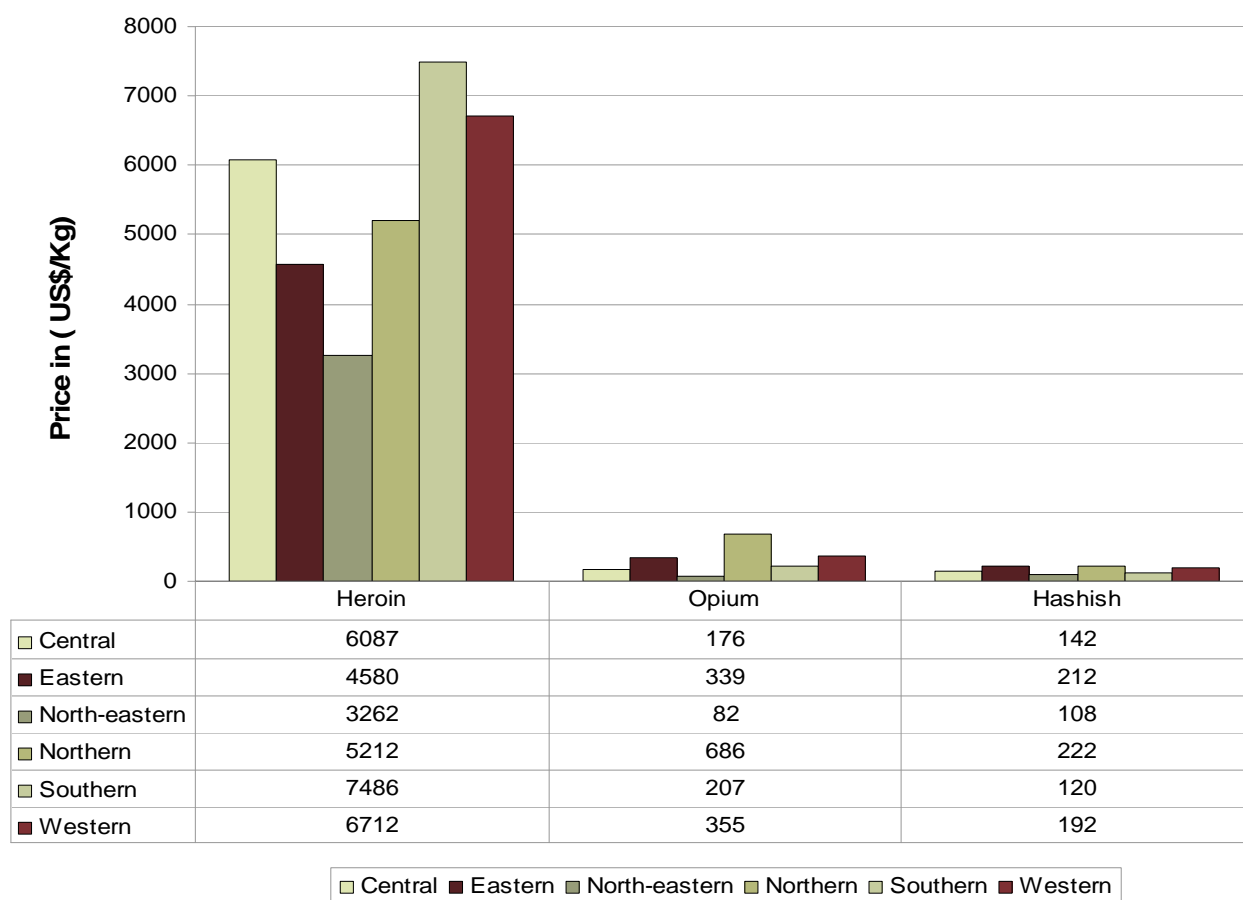


Table 15: Average¹³ prices of Heroin, Opium and Hashish at consumer level in Afghanistan, (US\$/kg), June 2012 - June 2013

Types of drug	Average prices in (US\$/kg)													Change (Jun-May) (%)
	Jun-12	Jul-12	Aug-12	Sep-12	Oct-12	Nov-12	Dec-12	Jan-13	Feb-13	Mar-13	Apr-13	May-13	Jun-13	
Heroin	6,635	6,460	6,715	6,379	6,070	5,922	5,826	5,885	5,335	5,004	5,369	5,255	5,374	+2%
Opium	492	471	436	438	423	456	458	448	470	447	391	369	328	-11%
Hashish	245	224	211	206	213	210	200	195	183	179	178	184	173	-6%

⁸ Simple average of all observations

PRICES OF DRUGS IN PAKISTAN:

The prices of different types of opium, heroin and hashish reported from Peshawar and Quetta in Pakistan are as below:

A. PESHAWAR

OPIUM:

There are three types of dry opium namely Opium - Afghanistan (opium of Afghanistan), Opium - Terra and Opium - Tapa (adulterated) available in Peshawar, Pakistan. Opium-Terra is the most expensive opium reported in Peshawar.

Table 14: Prices of different types of opium in Peshawar, Pakistan in (US\$/Kg):

Types of opium	Jun-12	Jul-12	Aug-12	Sep-12	Oct-12	Nov-12	Dec-12	Jan-13	Feb-13	Mar-13	Apr-13	May-13	Jun-13	Change (Jun-May) %
Opium - Terra	424	409	406	455	455	478	453	331	320	433	485	409	388	-5%
Opium - Afghanistan	361	350	342	381	392	405	376	274	269	361	423	327	316	-3%
Opium - Tapa (adulterated)	180	181	176	196	201	239	190	191	196	227	330	276	265	-4%

HEROIN:

There are three types of heroin namely White (Injection), Yellow (Batan) and Saada (Ordinary) available in Peshawar, Pakistan. White (injection) type is the most expensive heroin reported in Peshawar.

Table 15: Prices of different types of heroin in Peshawar, Pakistan in (US\$/Kg):

Types of heroin	Jun-12	Jul-12	Aug-12	Sep-12	Oct-12	Nov-12	Dec-12	Jan-13	Feb-13	Mar-13	Apr-13	May-13	Jun-13	Change (Jun-May) %
Heroin - White (Injection)	4,934	4,990	4,913	5,084	5,031	5,041	4,994	4,855	4,804	4,893	4,950	4,291	4,335	+1%
Heroin - Yellow (Batan)	4,668	4,725	4,700	4,872	4,872	4,833	4,767	4,649	4,597	4,687	4,795	4,087	4,131	+1.1%
Heroin - Saada (Ordinary)	1,772	1,752	1,784	1,906	1,959	2,027	1,956	1,860	1,808	2,472	2,423	2,350	2,295	-2%

HASHISH:

There are three types of hashish namely Hashish - Garda # 1, # 2 and # 3 available in Peshawar, Pakistan. Hashish-Garda#1 is the most expensive hashish reported in Peshawar.

Table 16: Prices of different types of Hashish in Peshawar, Pakistan in (US\$/Kg):

Types of hashish	Jun-12	Jul-12	Aug-12	Sep-12	Oct-12	Nov-12	Dec-12	Jan-13	Feb-13	Mar-13	Apr-13	May-13	Jun-13	Change (Jun-May) %
Hashish - Garda # 1	541	573	566	572	551	551	525	532	527	670	681	562	581	+3%
Hashish - Garda # 2	403	393	385	392	381	405	360	372	362	618	629	470	479	+2%
Hashish - Garda # 3	340	340	331	318	307	218	278	289	279	484	495	409	418	+2%

Table 17: Prices of different types of drugs in Peshawar, Pakistan in local currency, (Pak Rupee/kg):

		Price in (Pakistani Rupee)/kg	
Types of drugs	May-13	Jun-13	Change (Jun-May) %
Opium -Afghanistan	32,000	31,000	-3%
Opium -Tapa (Adulterated)	27,000	26,000	-4%
Opium –Terra	40,000	38,000	-5%
Heroin -White (Injection)	420,000	425,000	+1%
Heroin -Yellow (Batan)	400,000	405,000	+1%
Heroin -Saada (Ordinary)	230,000	225,000	-2%
Hashish -Garda # 1	55,000	57,000	+4%
Hashish -Garda # 2	46,000	47,000	+2%
Hashish -Garda # 3	40,000	41,000	+3%

B. QUETTA

OPIUM:

Table 18: Prices of different quality of opium in Quetta, Pakistan in (US\$/Kg):

Quality of opium	Aug-12	Sep-12	Oct-12	Nov-12	Dec-12	Jan-13	Feb-13	Mar-13	Apr-13	May-13	Jun-13	Change (Jun-May) %
High quality	427	455	488	488	494	517	534	565	598	593	560	-6%
Medium quality	385	402	424	446	453	465	462	482	495	511	458	-10%
Low quality	320	371	371	382	412	413	411	431	433	439	407	-7%

HEROIN:

Table 19: Prices of different quality of heroin in Quetta, Pakistan in (US\$/Kg):

Quality of heroin	Aug-12	Sep-12	Oct-12	Nov-12	Dec-12	Jan-13	Feb-13	Mar-13	Apr-13	May-13	Jun-13	Change (Jun-May) %
High quality (Crystal)	6,409	6,355	6,362	6,365	6,385	6,457	6,472	6,570	6,703	6,743	6,361	-6%
Medium quality	3,739	3,601	3,817	3,819	3,707	3,719	3,852	3,901	3,970	3,933	3,664	-7%
Low quality	2,670	2,383	2,121	2,016	2,060	2,118	2,055	2,207	2,269	2,299	2,036	-11%

HASHISH:

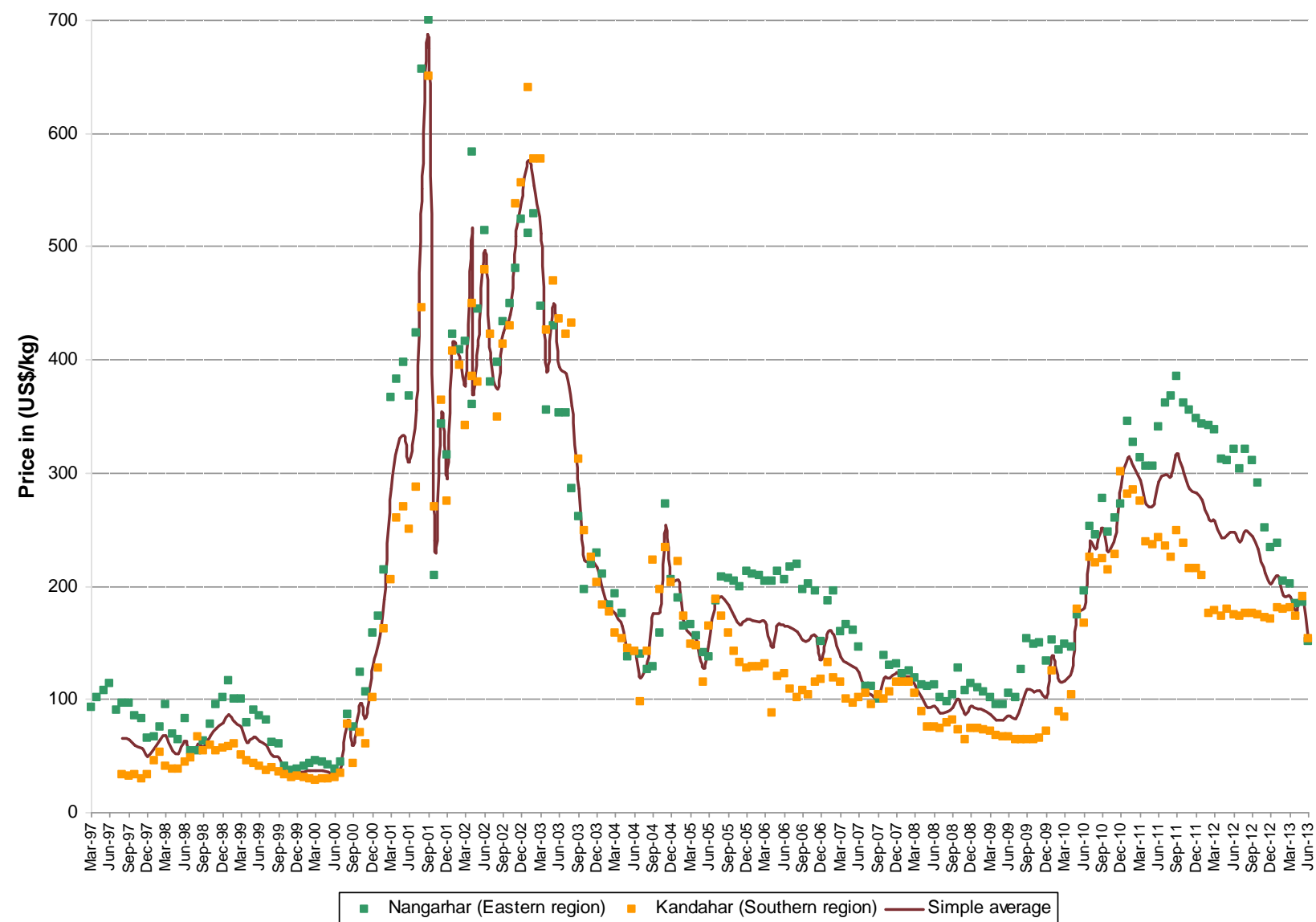
Table 20: Prices of different quality of Hashish in Quetta, Pakistan in (US\$/Kg):

Quality of hashish	Aug-12	Sep-12	Oct-12	Nov-12	Dec-12	Jan-13	Feb-13	Mar-13	Apr-13	May-13	Jun-13	Change (Jun-May) %
High quality	342	360	382	382	412	465	462	513	516	562	509	-9%
Medium quality	299	318	339	339	360	393	411	431	443	460	448	-3%

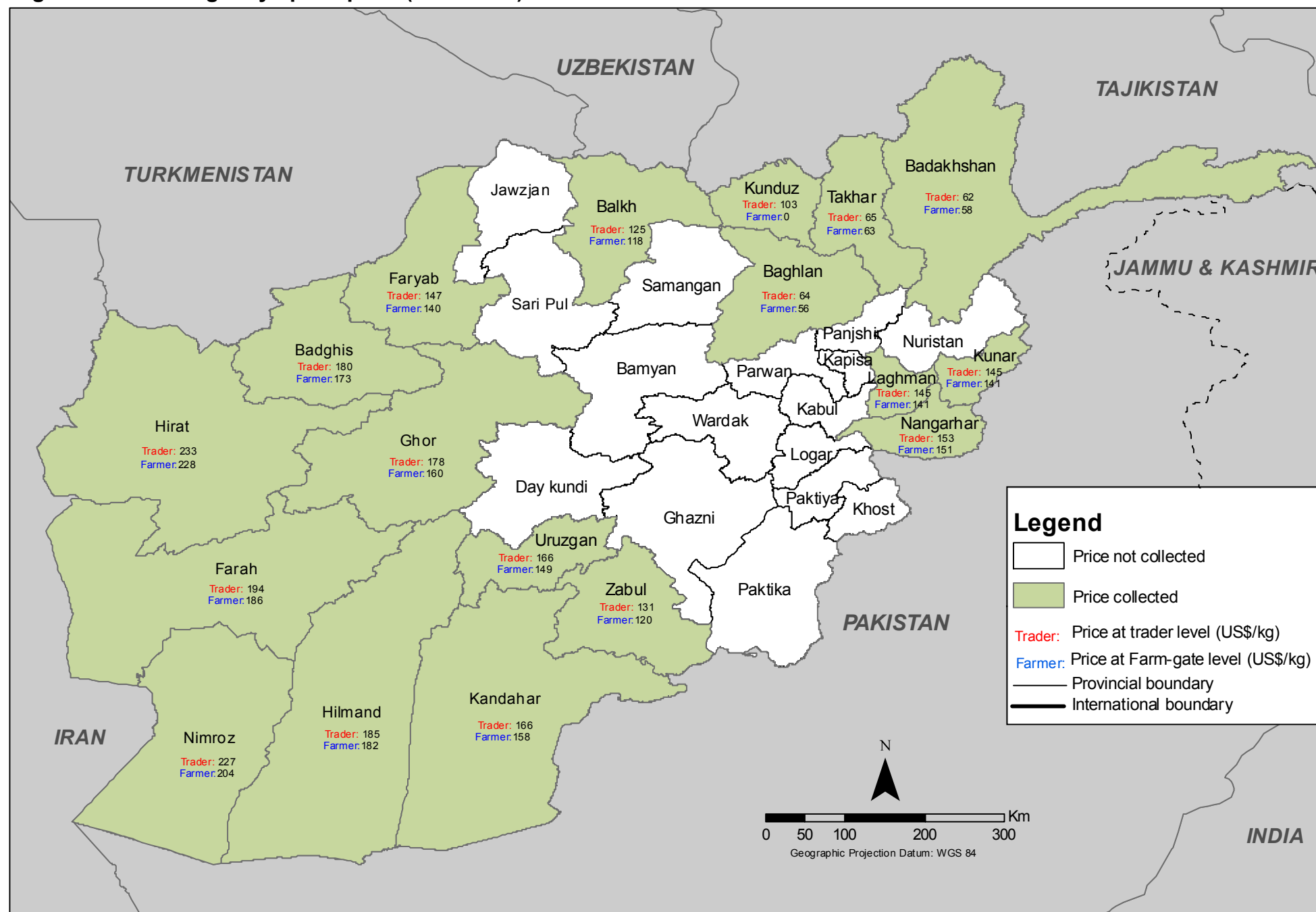
Table 21: Prices of different types of drugs in Quetta, Pakistan in local currency, (Pak Rupee/kg):

Types of drugs	Price in (Pakistani Rupee)/kg		Change (Jun-May) %
	May-13	Jun-13	
Opium -High quality	58,000	55,000	-5%
Opium -Medium quality	50,000	45,000	-10%
Opium -Low quality	43,000	40,000	-7%
Heroin -High quality (Crystal)	660,000	625,000	-5%
Heroin -Medium quality	385,000	360,000	-6%
Heroin -Low quality	225,000	200,000	-11%
Hashish -High quality	55,000	50,000	-9%
Hashish -Medium quality	45,000	44,000	-2%

Graph 8: Average price of dry opium collected from traders in Nangarhar and Kandahar provinces (US\$/Kg), March 1997 – June 2013



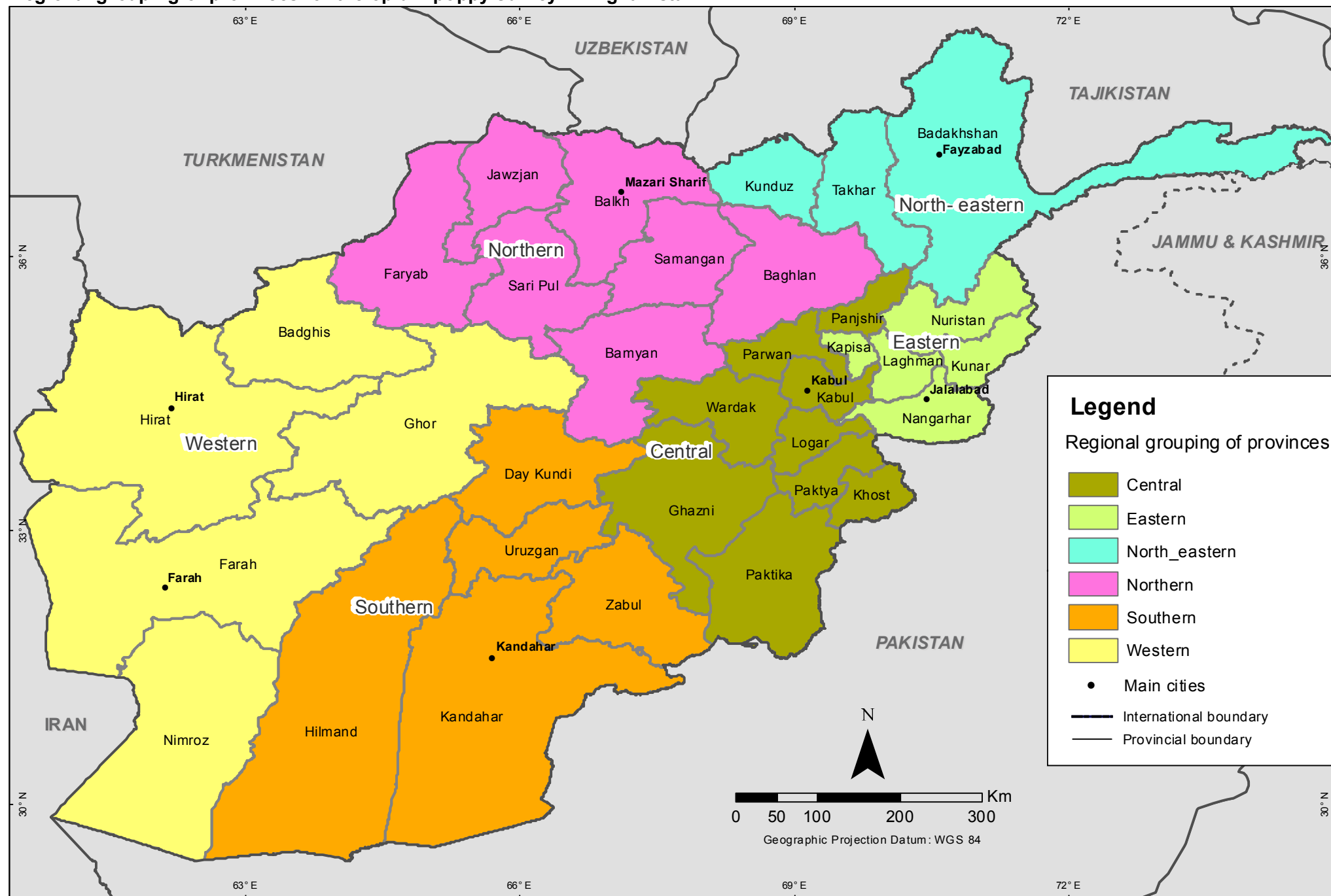
Afghanistan: Average dry opium price (June 2013)



Source: Government of Afghanistan - National monitoring system implemented by MCN / UNODC

Note: The boundaries and names shown and the designations used on this map do not imply official endorsement or acceptance by the United Nations.

Regional grouping of provinces for the opium poppy survey in Afghanistan



Source: Government of Afghanistan. National monitoring system implemented by UNODC

Note: The boundaries and names shown and the designations on this map do not imply official endorsement or acceptance by the United Nations.