



**Islamic Republic of Afghanistan  
Ministry of Counter Narcotics**



**UNODC**  
United Nations Office on  
Drugs and Crime

July 2013 مطابق اسد ۱۳۹۲، هجری - شمسی

## Afghanistan Drug Price Monitoring Monthly Report



**Ministry of Counter Narcotics, Islamic Republic of Afghanistan, Kabul  
And  
United Nations Office on Drugs and Crime, Kabul**

## Summary

- Prices are collected in the last week of every month from around twenty farmers and equal number of trader prices are collected by MCN Survey coordinators generally from different farmers and traders each month; however the price data collection is sourced from a few known farmers and traders as well.
- Opium prices are collected from 18 of 34 provinces namely Badakhshan, Baghlan, Badghis, Balkh, Farah, Faryab, Ghor, Hilmand, Hirat, Kandahar, Kunar, Kunduz, Laghman, Nangarhar, Nimroz, Uruzgan, Takhar and Zabul. The prices of dry and fresh opium are collected from farmers (at farm-gate level) and traders (at trader level).
- Different varieties of heroin, morphine and cannabis resin prices are collected from six provinces of Afghanistan namely Badakhshan, Balkh, Hirat, Nangarhar, Kandahar and Takhar.
- Prices of some licit crops such as wheat, saffron, imported and local rice is also collected from six provinces of Afghanistan and included in this report.
- Prices of poppy seeds, cannabis seeds and acetic anhydride are included in the report as well.
- Different varieties of opium, heroin and hashish prices are also collected from Peshawar as well as Quetta province of Pakistan. Prices are collected and reported by UNODC office in Peshawar and Quetta in Pakistan.
- The prices are also presented in local currency for convenience of certain analysis; however the national average prices are presented in USD. At the regional level, average prices are reflected in local currency with exception of the Western region since prices are reported in two different currencies.
- Prices are reported in different currencies in different regions. The prices in Eastern region (Kunar, Laghman and Nangarhar) and Southern region (Kandahar, Hilmand, Uruzgan and Zabul) are reported in Pakistani rupees. In Northern (Balkh, Baghlan, Farayb) and North-eastern (Badakhshan, Kunduz, Takhar) regions, the prices are reported in Afghani. However, prices are reported in two different currencies namely Afghani and Iranian Tuman in Western region. The prices are converted in US\$ using the exchange rate from oanda.com site considering the rates on the same date the observation is made.
- Average<sup>1</sup> price of dry Opium in Afghanistan, (US\$/kg)**

Dry Opium	Jul-12	Jul-13	Increase/ Decrease (%)
<i>Farm-gate price (US\$/Kg)</i>	203	143	-30%
<i>Trader price (US\$/Kg)</i>	212	152	-29%

- Average<sup>1</sup> price of fresh Opium in Afghanistan, (US\$/kg)**

Fresh Opium	Jul-12	Jul-13	Increase/ Decrease (%)
<i>Farm-gate price (US\$/Kg)</i>	156	114	-27%
<i>Trader price (US\$/Kg)</i>	163	120	-26%

<sup>1</sup> Simple average of all observations

- **Average<sup>2</sup> price of Cannabis Resin in Afghanistan, (US\$/kg)**

Types of cannabis resin	Jul-12	Jul-13	Increase/ Decrease (%)
<i>Cannabis resin (Garda # 1) price (US\$/kg)</i>	90	98	+9%
<i>Cannabis resin (Garda # 2) price (US\$/kg)</i>	55	72	+31%
<i>Cannabis resin (Garda # 3) price (US\$/kg)</i>	27	39	+44%

- **Heroin and Hashish (best quality) prices in Peshawar, Pakistan (US\$/kg)**

Best quality of Heroin/Hashish	Jul-12	Jul-13	Increase/Decrease (%)
<i>Heroin - White (Injection) price (US\$/kg)</i>	4,990	4,198	-16%
<i>Hashish - (Garda # 1) price (US\$/kg)</i>	573	565	-1%

- **Heroin and Hashish (best quality) prices in Quetta, Pakistan (US\$/kg)**

Best quality of Heroin/Hashish	Jun-13	Jul-13	Change (Jul-Jun) %
<i>Heroin - High quality (Crystal) price (US\$/kg)</i>	6,361	5,898	-7%
<i>Hashish - High quality price (US\$/kg)</i>	509	470	-8%

- **Average<sup>2</sup> price of Heroin, Opium and Hashish at consumer level in Afghanistan, (US\$/kg)**

Types of drugs	Jul-12	Jul-13	Increase/Decrease (%)
Heroin	6,460	5,431	-16%
Opium	471	305	-35%
Hashish	224	174	-22%

- **Average price of Wheat, Cotton, Saffron, Imported and Local Rice in Afghanistan, (US\$/kg)**

Types of crops	Jul-12	Jul-13	Increase/Decrease (%)
Wheat	0.37	0.35	-5%
Cotton	1.60	1.4	-14%
Saffron	1,456	1,492	+2%
Rice (imported)*	1.30	1.4	+8%
Rice (local)*	1.00	0.9	-9%

- **Average price of poppy and cannabis seeds in Afghanistan, (US\$/kg)**

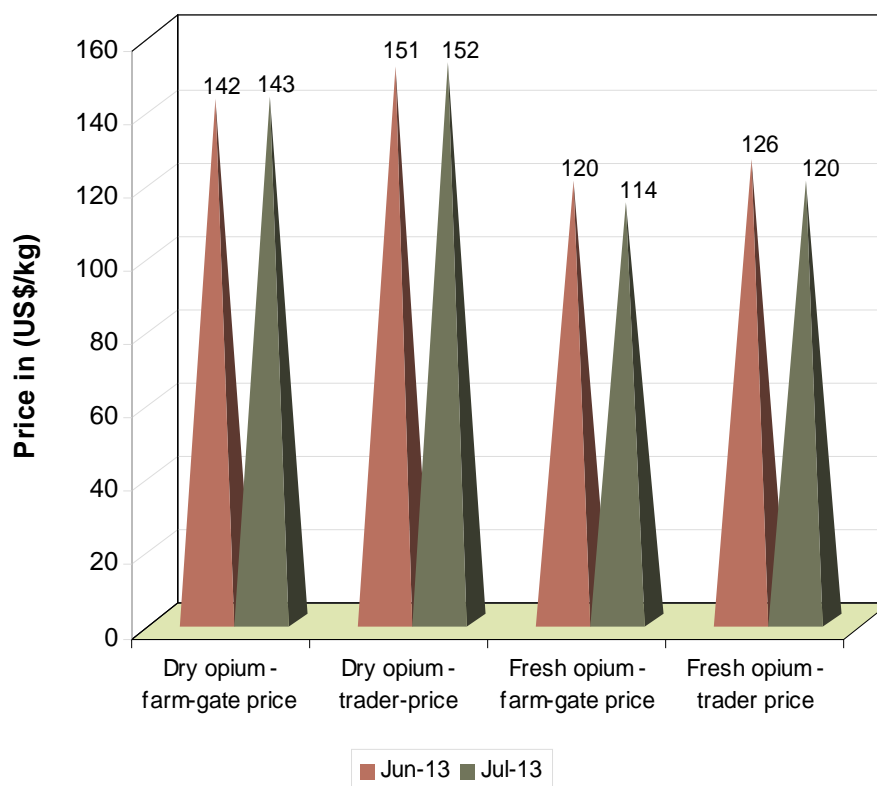
Types of seeds	Jun-13	Jul-13	Increase/Decrease (%)
Cannabis seed	0.40	0.41	+2%
Poppy seed	0.59	0.58	-2%

- **Average price of acetic anhydride in Afghanistan, (US\$/Lit )**

Variety of Acetic Anhydride	Jul-12	Jul-13	Increase/Decrease (%)
Acetic Anhydride - A*	225	247	+10%
Acetic Anhydride - B*	180	183	+1%
Acetic Anhydride - C*	164	173	+5%
Acetic Anhydride - D*	184	165	-10%
Acetic Anhydride - E*	170	163	-4%
Acetic Anhydride - F*	174	197	+13%

\* A, B, C, D, E, F represent different variety of acetic anhydride in Afghanistan.

### Price change of Dry Opium and Fresh Opium between June 2013 and July 2013

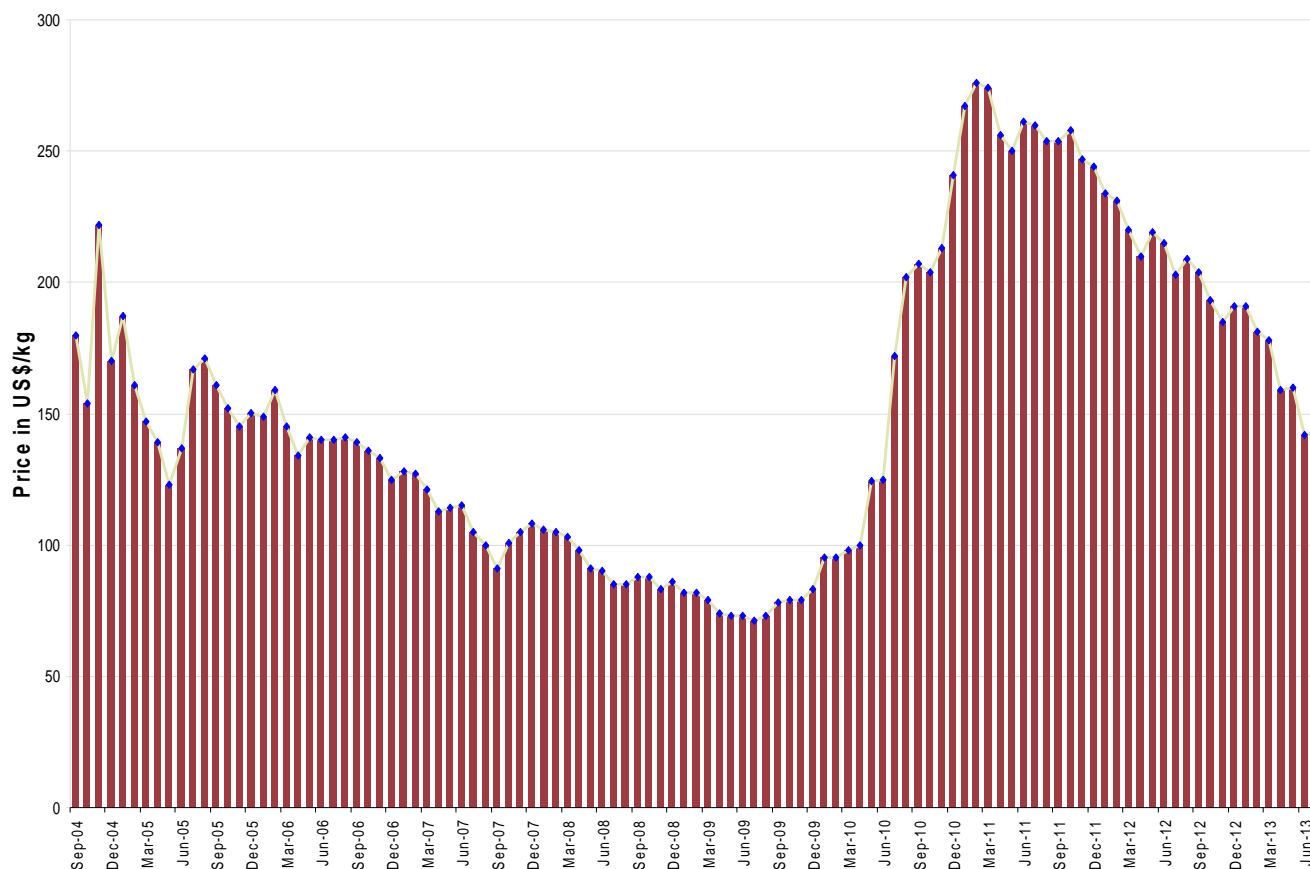


## DRY OPIUM:

### FARM-GATE PRICE:

The national average price for one kilogram of dry opium in Afghanistan at the farm-gate level was **US\$ 143/kg** at the end of July 2013 which is **1%** higher compared to price reported in June 2013 (**US\$ 142/kg**). The average dry opium price at the farm-gate level in July 2013 is **30%** lower than the price reported in July 2012 which was **US\$ 203/kg**. The dry opium price has a decreasing trend since February 2011.

**Graph 1: National <sup>2</sup>Average price of dry opium at farm-gate level from September 2004 to July 2013**



### Dry Opium (Chaynaki Quality):

#### FARM-GATE PRICE

Price of opium (dry) was not found to be varying with quality in different regions. In Balkh and Hilmand provinces another quality of dry opium by the name of **Chaynaki** is available at Farm-gate and trader level. The **Chaynaki** quality of dry opium more air dried than other varieties. The average price of 1 kilogram of **Chaynaki** dry opium at Farm-gate level in Balkh province is **US\$ 170/kg** in July 2013 showing a decrease of **2%** compared to the price reported in June 2013 (**US\$ 174**). The average price of 1 kilogram of **Chaynaki** dry opium at farm-gate level in Hilmand province is **US\$ 385/kg** in July 2013 with a decrease of **0.8%** compared to the price reported in June 2013 (**US\$ 388**).

**Table 1: Average<sup>3</sup> price of dry opium (Chaynaki quality) at farm-gate level (US\$/Kg)**

Dry Opium (Chaynaki quality)	Balkh		Change (Jul-Jun) %	Hilmand		Change (Jul-Jun) %
	Jun-13	Jul-13		Jun-13	Jul-13	
Farm-gate price (US\$/Kg)	174	170	-2%	388	385	-0.8%

**TRADER PRICE:**

The national average dry opium price collected from traders was **US\$ 152/kg** at the end of July 2013 showing **1%** increase compared to the price reported last month (June 2013) (**US\$ 151/kg**). The average dry opium price at trader level in July 2013 is **29%** lower than the price reported last year (July 2012) which was **US\$ 212/kg**.

Dry opium price collected from traders has increased by 35%, 22%, and 0.2 %, North-eastern, Northern and Southern regions respectively. Price decreased by 7% and 3% in Western and Eastern regions respectively.

**Table 2: Regional average<sup>3</sup> price of dry opium collected from traders (US\$/Kg)**

Region	Price of Dry Opium (US\$/Kg)		Price change (%)
	Jun-13	Jul-13	
Eastern region (Kunar, Laghman, Nangarhar)	149	144	-3%
Southern region (Hilmand, Kandahar, Uruzgan, Zabul)	166.1	166.4	+0.2%
Western region (Badghis, Farah, Ghor, Hirat, Nimroz)	202	189	-7%
North-eastern region (Badakhshan, Kunduz, Takhar)	80	107	+35%
Northern region (Baghlan, Balkh, Faryab)	101	123	+22%
<b>Average</b>	<b>151</b>	<b>152</b>	<b>1%</b>

**Dry Opium (Chaynaki Quality):****TRADER PRICE:**

In Balkh province, the average price of 1 kilogram of **Chaynaki** dry opium at trader level is **US\$ 179/kg** in July 2013 showing a decrease of **3%** compared to the price reported in June 2013 (**US\$ 185/kg**). In Hilmand province, the average price of 1 kilogram of **Chaynaki** dry opium at trader level is **US\$ 395/kg** in July 2013 decreased by **0.01%** compared to the price reported in June 2013 (**US\$ 394.6**)

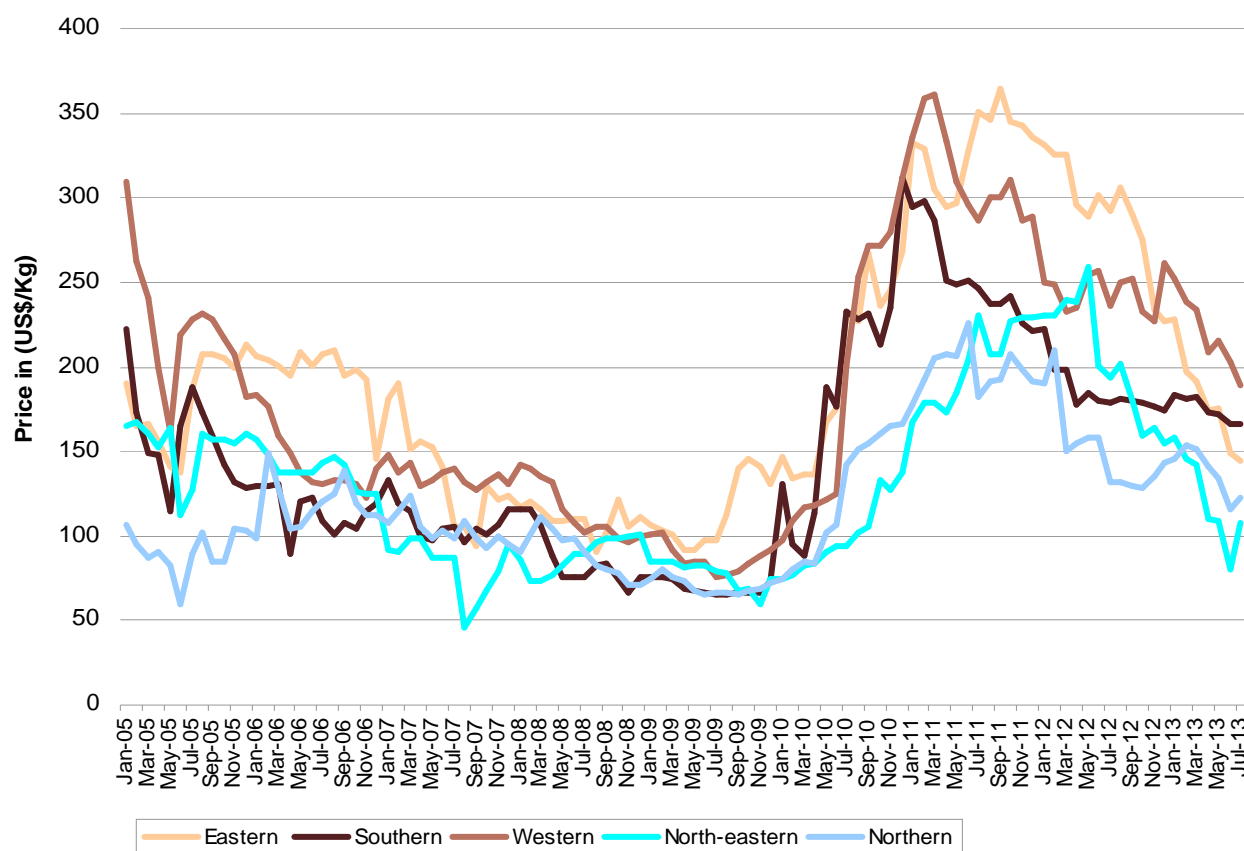
**Table 3: Average<sup>7</sup> price of dry opium (Chaynaki quality) at trader level (US\$/Kg)**

Dry Opium (Chaynaki quality)	Balkh		Change (Jul-Jun) %	Hilmand		Change (Jul-Jun) %
	Jun-13	Jul-13		Jun-13	Jul-13	
Trader price (US\$/Kg)	185	179	-3%	394.61	395	-0.01%

<sup>3</sup> Simple average of all observations



**Graph 2: Regional average<sup>2</sup> price of dry opium from traders (January 2005 to July 2013)**



**Table 4: Regional average<sup>4</sup> price of dry opium at farm-gate and trader level in local currency**

		Price of 1 kg of Dry Opium in local currency					
		Jun-13		Jul-13			
Region	Local currency	Farm-gate	Trader	Farm-gate	Trader	Change at farm-gate level (Jul-Jun) (%)	Change at trader level (Jul-Jun) (%)
Eastern region (Kunar, Laghman, Nangarhar)	Pakistani Rupee	14,408	14,700	14,190	14,391	-2%	-2%
Southern region (Hilmand, Kandahar, Uruzgan, Zabul)	Pakistani Rupee	15,437	16,326	15,713	16,691	+1.8%	+2.2%
Western region (Badghis, Ghor) *	Afghani	9,338	10,041	9,138	9,841	-2%	-2%
Western region (Farah, Hirat, Nimroz) *	Imanian Tuman	634,561	665,304	601,228	631,970	-5%	-5%
North-eastern region (Badakhshan, Kunduz, Takhar)*	Afghani	3,396	4,247	5,013	5,455	+48%	+28%
Northern region (Baghlan, Balkh, Faryab)	Afghani	6,127	6,521	6,516	6,995	+6%	+7%

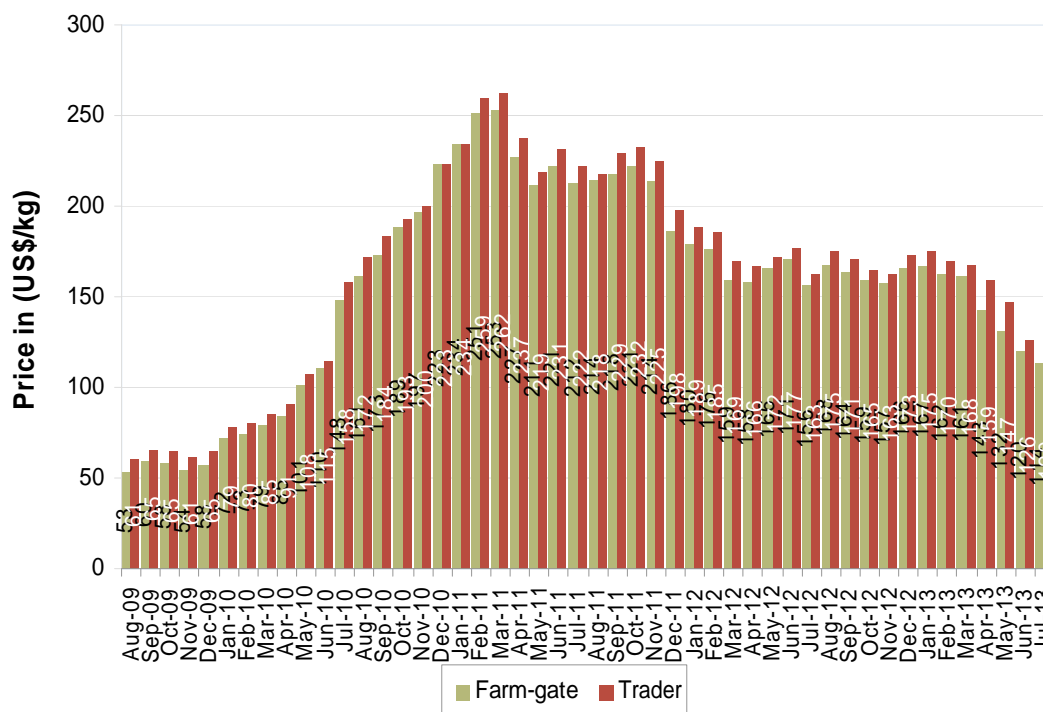
\* Western region is divided in two groups because of prices available in two currencies.

<sup>4</sup> Simple average of all observations

## FRESH OPIUM:

At the end of July 2013, the national average price of fresh opium decreased by **6%** from **US\$ 120/kg** in June 2013 to **US\$ 114/kg in July 2013** at the farm-gate level. Similarly, the national average price of fresh opium at trader level decreased by **5%** from **US\$ 126/kg** in June 2013 to **US\$ 120/kg this month (July 2013)**.

**Graph 3: National average<sup>5</sup> price of fresh opium at farm-gate and trader level, US\$/kg (August 2009 to July 2013)**



**Table 5: Regional average<sup>6</sup> price of fresh opium at farm-gate and trader level in local currency**

		Price of 1 kg of Fresh Opium in local currency					
		Jun-13		Jul-13			
Region	Local currency	Farm-gate	Trader	Farm-gate	Trader	Change at farm-gate level (Jul-Jun) (%)	Change at trader level (Jul-Jun) (%)
Eastern region (Kunar, Laghman, Nangarhar)	Pakistani Rupee	8,780	9,047	9,697	9,950	+10%	+10%
Southern region (Hilmand, Kandahar, Uruzgan, Zabul)	Pakistani Rupee	13,275	14,057	13,746	14,551	+4%	+4%
Western region (Badghis, Ghor) *	Afghani	7,049	7,309	6,849	7,109	-3%	-3%
Western region (Farah, Hirat, Nimroz) *	Imanian Tuman	527,919	541,906	494,585	508,572	-6%	-6%
North-eastern region (Badakhshan, Kunduz, Takhar)	Afghani	NA	NA	4,305	5,419	NA	NA
Northern region (Baghlan, Balkh, Faryab)	Afghani	4,914	5,284	5,102	5,466	+4%	+3%

\* Western region is divided in two groups because of prices available in two currencies

<sup>5</sup> Simple average of all observations

<sup>6</sup> Simple average of all observations



**Table 6: Number of observations of dry and fresh opium prices**

	Number of observations (n)		Number of provinces price collected
	Farm-gate price	Trader price	
<b>Dry Opium</b>	186	186	18
<b>Fresh Opium</b>	184	184	18

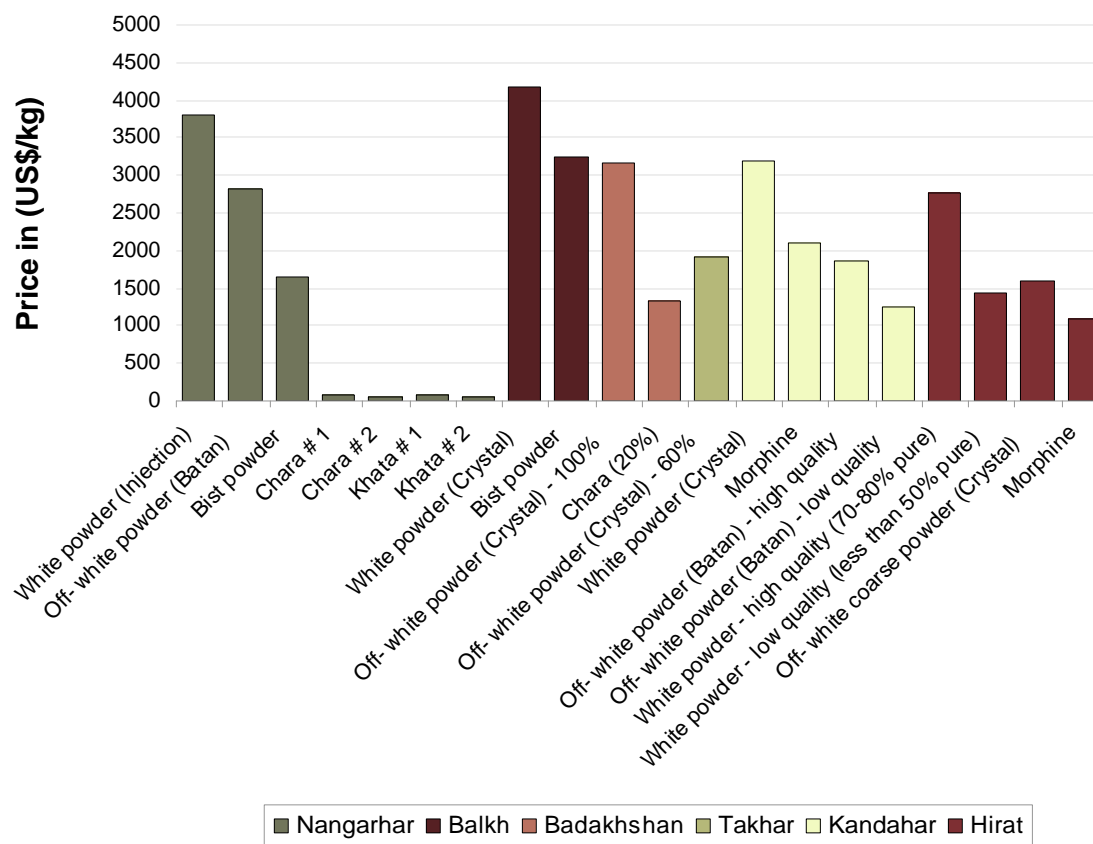
## HEROIN:

There are several types of heroin available in Afghanistan with different quality. The prices of White powder (injection) in Nangarhar province, White powder (Crystal) in Kandahar and Balkh provinces, Off-white (Crystal)-100% in Badakhshan province and White powder-high quality (70-80% pure) in Hirat province are the most expensive heroin reported in Afghanistan. The cheapest heroin (**US\$ 40/kg**) is called as Khata # 2 reported in Nangarhar province.

**Table 7: Prices of different types of Heroin in Afghanistan, (US\$/kg), July 2012 – July 2013**

Province	Types of Heroin	Jul-12	Aug-12	Sep-12	Oct-12	Nov-12	Dec-12	Jan-13	Feb-13	Mar-13	Apr-13	May-13	Jun-13	Jul-13	Change (Jul-Jun) %
Badakhshan	Chara (20%)	1,456	1,364	1,733	1,511	1,561	1,442	1,451	1,232	1,221	1,095	1,090	1,333	1,322	-1%
	Off- white powder (Crystal) - 100%	3,883	3,411	5,199	4,722	4,879	4,037	4,062	3,506	3,475	3,323	3,305	3,198	3,173	-1%
Balkh	Bist powder	2,350	2,339	2,292	2,323	2,402	2,558	2,813	2,960	2,968	3,104	3,269	3,392	3,247	-4%
	White powder (Crystal)	4,388	4,385	4,275	4,231	4,255	4,347	4,424	4,354	4,274	4,199	4,267	4,289	4,178	-3%
Hirat	Morphine	1,298	1,429	1,191	946	872	984	931	861	915	839	1,021	1,052	1,082	+3%
	Off- white coarse powder (Crystal)	1,667	2,049	1,939	1,546	1,463	1,607	1,471	1,278	1,230	1,218	1,305	1,380	1,591	+15%
	White powder - high quality (70-80% pure)	3,794	3,941	3,271	2,603	2,491	2,787	2,613	2,361	2,574	2,409	2,552	2,826	2,768	-2.1%
	White powder - low quality (less than 50% pure)	2,227	2,365	1,939	1,577	1,494	1,639	1,562	1,389	1,459	1,388	1,531	1,446	1,441	-0.3%
Kandahar	Morphine	2,119	2,141	2,137	2,121	2,084	2,060	2,086	2,096	2,111	2,062	2,043	2,040	2,089	+2%
	Off- white powder (Batan) - high quality	1,960	1,927	1,816	1,803	1,771	1,761	1,868	1,880	1,853	1,856	1,839	1,836	1,870	+2%
	Off- white powder (Batan) - low quality	1,165	1,177	1,175	1,166	1,146	1,133	1,246	1,253	1,287	1,237	1,226	1,224	1,244	+2%
	White powder (Crystal)	3,284	3,372	3,312	3,287	3,230	3,213	3,270	3,205	3,295	3,197	3,167	3,162	3,184	+1%
Nangarhar	Bist powder	2,336	2,243	2,239	2,333	2,188	2,368	1,951	1,603	1,731	1,641	1,440	1,370	1,656	+21%
	Chara # 1	106	107	117	117	115	72	103	103	71	82	93	91	90	-1%
	Chara # 2	64	64	64	64	63	41	72	83	51	51	62	61	50	-18%
	Khata # 1	74	75	75	74	73	62	62	62	51	72	62	51	80	+58%
	Khata # 2	42	43	53	53	52	31	41	41	31	41	31	30	40	+32%
	Off- white powder (Batan)	3,504	3,311	3,306	3,520	3,126	3,192	3,080	2,895	2,952	2,872	2,365	2,284	2,811	+23%
	White powder (Injection)	4,459	4,593	4,425	4,644	4,168	4,222	4,107	4,033	4,072	3,898	3,599	3,502	3,814	+9%
Takhar	Off- white powder (Crystal) - 60%	2,427	2,534	2,696	2,550	2,635	2,403	2,418	2,085	2,067	1,990	1,979	1,919	1,904	-1%

**Graph 4: Prices of different types of heroin in Afghanistan, (US\$/kg), July 2013**



**Table 8: Prices of 1 kilogram of different types of Heroin in local currency**

Province	Types of heroin	Local currency	Prices of 1 kg of different types of heroin in local currency		Change (Jul-Jun) %
			Jun-13	Jul-13	
Badakhshan	Chara (20%)	Afghani	75,000	75,000	+0%
	Off- white powder (Crystal) - 100%	Afghani	180,000	180,000	+0%
Balkh	Bist powder	Afghani	190,400	185,000	-3%
	White powder (Crystal)	Afghani	240,800	238,000	-1%
Hirat	Morphine	Iranian Tuman	3200000	3400000	+6%
	Off- white coarse powder (Crystal)	Iranian Tuman	4200000	5000000	+19%
	White powder - high quality (70-80% pure)	Iranian Tuman	8600000	8700000	+1%
	White powder - low quality (less than 50% pure)	Iranian Tuman	4400000	4530000	+3%
Kandahar	Morphine	Pakistani Rupee	200,000	210,000	+5%
	Off- white powder (Batan) - high quality	Pakistani Rupee	180,000	188,000	+4%
	Off- white powder (Batan) - low quality	Pakistani Rupee	120,000	125,000	+4%
	White powder (Crystal)	Pakistani Rupee	310,000	320,000	+3%
Nangarhar	Bist powder	Pakistani Rupee	135,000	165,000	+22%
	Chara # 1	Pakistani Rupee	9,000	9,000	+0%
	Chara # 2	Pakistani Rupee	6,000	5,000	-17%
	Khata # 1	Pakistani Rupee	5,000	8,000	+60%
	Khata # 2	Pakistani Rupee	3,000	4,000	+33%
	Off- white powder (Batan)	Pakistani Rupee	225,000	280,000	+24%
	White powder (Injection)	Pakistani Rupee	345,000	380,000	+10%
Takhar	Off- white powder (Crystal) - 60%	Pakistani Rupee	108000	108000	+0%

## CANNABIS RESIN:

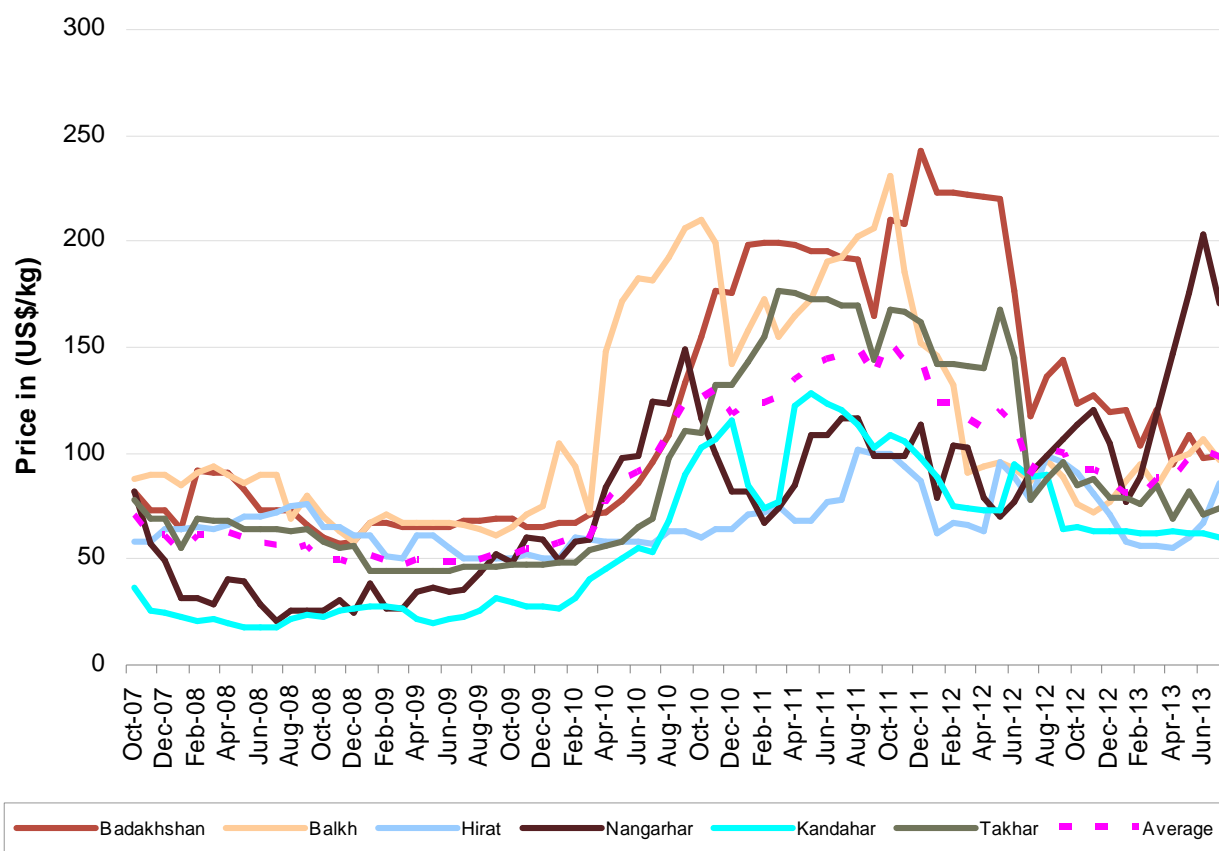
There are mainly three quality types of cannabis resin available in Afghanistan namely Garda # 1, # 2 and # 3 with quality as best, moderate and fair respectively. Garda #1 in Nangarhar province is the most expensive cannabis resin because of its best quality. Garda # 1 (Jooshi) of Balkh and Garda #1 (Shirak) of Badakhshan provinces was most expensive and popular because of it's high quality however it lost it's demand due to it's blending with lower quality hashish.

**Table 9: Prices of different types of cannabis resin in Afghanistan, (US\$/kg), July 2012 - July 2013**

Province	Types of cannabis resin	Jul-12	Aug-12	Sep-12	Oct-12	Nov-12	Dec-12	Jan-13	Feb-13	Mar-13	Apr-13	May-13	Jun-13	Jul-13	Change (Jul-Jun) %
Badakhshan	Garda # 1 (Shirak)	117	136	144	123	127	119	120	104	120	95	109	98	99	+1%
Balkh	Garda # 1 (Jooshi)	87	97	89	76	72	77	87	95	84	97	100	107	97	-10%
	Garda # 2 (Morchajosh)	62	78	73	60	57	62	70	76	69	82	85	89	70	-21%
Hirat	Garda # 1	78	99	96	91	81	71	58	56	56	55	60	67	86	+27%
	Garda # 2	48	62	67	65	53	36	29	36	37	37	54	58	60	+4%
Kandahar	Garda # 1	89	90	64	65	63	63	63	62	62	63	62	62	61	-2%
	Garda # 2	64	65	45	47	46	45	45	45	45	45	45	44	44	-2%
	Garda # 3	31	33	21	24	23	23	23	23	23	23	23	23	22	-2%
Nangarhar	Garda # 1	91	99	107	113	120	105	77	89	118	147	176	203	171	-16%
	Garda # 2	46	53	61	63	82	67	44	43	59	74	88	116	114	-2%
	Garda # 3	23	23	23	26	33	31	28	15	18	37	37	43	57	+31%
Takhar	Garda # 1 (Shirak)	78	88	96	85	88	79	79	76	85	69	82	71	74	+4%

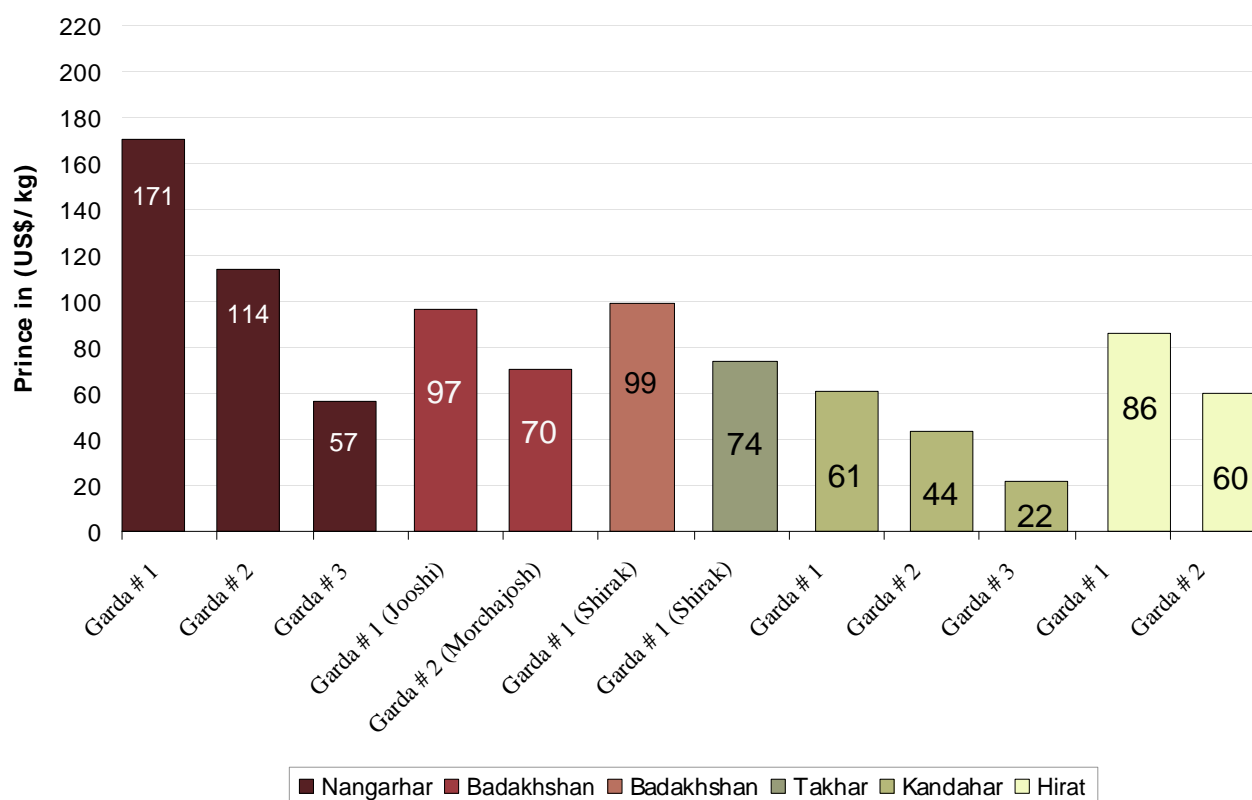
\* High demand for hashish caused to increase the prices.

**Graph 5: Average<sup>7</sup> price of cannabis resin (Garda # 1, best quality) in US\$/kg, Oct 2007 July 2013**



<sup>7</sup> Simple average of all observations

**Graph 6: Prices of different types of cannabis resin in Afghanistan, (US\$/kg), July 2013**



**Table 10: Prices of 1 kilogram of different types of cannabis resin in Afghanistan in local currency, June 2013- July 2013**

			Prices of 1 kg of different types of cannabis resin in local currency		Change (Jul-Jun) %
Province	Types of cannabis resin	Local currency	Jun-13	Jul-13	
Badakhshan	Garda # 1 (Shirak)	Afghani	5,500	5,600	+2%
Balkh	Garda # 1 (Jooshi)	Afghani	6,000	5,500	-8%
	Garda # 2 (Morchajosh)	Afghani	5,000	4,000	-20%
Hirat	Garda # 1	Iranian Tuman	205,000	270,000	+32%
	Garda # 2	Iranian Tuman	176,000	190,000	+8%
Kandahar	Garda # 1	Pakistani Rupee	6,089	6,089	+0%
	Garda # 2	Pakistani Rupee	4,378	4,378	+0%
	Garda # 3	Pakistani Rupee	2,222	2,222	+0%
Nangarhar *	Garda # 1	Pakistani Rupee	20,000	17,142	-14%
	Garda # 2	Pakistani Rupee	11,428	11,428	+0%
	Garda # 3	Pakistani Rupee	4,285	5,714	+33%
Takhar	Garda # 1 (Shirak)	Afghani	4,000	4,200	+5%

\* High demand for hashish caused to increase the prices.

## LICIT CROPS:

Prices of wheat, cotton, saffron, rice (imported) and rice (local) collected in six provinces of Afghanistan are shown in below table.

**Table 11: Prices of wheat, cotton, saffron, imported and local rice in Afghanistan in local currency, July 2013**

Province	Types of crops	Price/Kg in Pakistani Rupee (PRs)	Price/Kg in Afghani (AFs)	Price/Kg in (US\$)
Badakhshan	Wheat	-	18	0.3
Badakhshan	Rice Imported	-	82	1.4
Badakhshan	Rice Local	-	52	0.9
Balkh	Wheat	-	17	0.3
Balkh	Cotton	-	42	0.7
Balkh	Rice Imported	-	90	1.6
Balkh	Rice Local	-	65	1.1
Hirat	Wheat	-	21	0.4
Hirat	Cotton	-	80	1
Hirat	Saffron	-	85,000	1,492
Hirat	Rice Imported	-	90	1.6
Hirat	Rice Local	-	60	1.1
Kandahar	Wheat	49	-	0.5
Kandahar	Cotton	165	-	1.6
Kandahar	Rice Imported	101	-	1.0
Nangarhar	Wheat	36	-	0.4
Nangarhar	Cotton	171	-	1.7
Nangarhar	Rice Imported	150	-	1.5
Nangarhar	Rice Local	50	-	0.5
Takhar	Wheat	-	15	0.3
Takhar	Rice Imported	-	80	1.4
Takhar	Rice Local	-	54	0.9

**Table 12: Prices of wheat, cotton, saffron, imported and local rice in Afghanistan, (US\$/kg), July 2012 - July 2013**

Types of crops	Jul_12	Aug_12	Sep_12	Oct_12	Nov-12	Dec-12	Jan-13	Feb-13	Mar-13	Apr-13	May-13	Jun-13	Jul-13	Increase/Decrease (%)
Wheat	0.37	0.37	0.38	0.39	0.40	0.41	0.42	0.43	0.43	0.38	0.38	0.36	0.35	-3%
Cotton	1.60	1.60	1.70	1.60	1.48	1.34	1.43	1.38	1.43	1.42	1.4	1.4	1.4	-1%
Saffron	1,456	1,465	1,540	1,511	1,805	1,728	1,746	1,708	1,689	1,643	1,641	1,510	1,492	-1%
Rice (Imported)	1.30	1.30	1.40	1.30	1.43	1.64	1.46	1.49	1.42	1.42	1.5	1.4	1.4	-1%
Rice (Local)	1.00	0.90	1.00	1.0	1.0	1.0	1.1	1.0	1.0	1.0	0.9	0.9	0.9	+5%

## CANNABIS AND POPPY SEEDS:

Prices of cannabis and poppy seeds are collected in eighteen provinces of Afghanistan are shown in below table.

**Table 13: Prices of cannabis and poppy seeds in local currency, June 2013 – July 2013**

Province	Types of seed	Local currency	Prices of 1 kg of cannabis seed and poppy seed in local currency		Change (Jul-Jun) (%)
			Jun-13	Jul-13	
Badakhshan	Poppy seed	Afghani	40	40	+0%
	Cannabis seed	Afghani	35	35	+0%
Baghlan	Poppy seed	Afghani	35	35	+0%
	Cannabis seed	Afghani	12	15	+25%
Balkh	Poppy seed	Afghani	28	30	+7%
	Cannabis seed	Afghani	24	25	+4%
Farah	Poppy seed	Afghani	35	35	+0%
	Cannabis seed	Afghani	30	30	+0%
Faryab	Poppy seed	Afghani	80	70	-13%
	Cannabis seed	Afghani	25	25	+0%
Hilmand	Poppy seed	Afghani	33	33	+0%
	Cannabis seed	Afghani	20	20	+0%
Hirat	Poppy seed	Afghani	38	38	+0%
	Cannabis seed	Afghani	40	40	+0%
Kabul	Poppy seed	Afghani	17	18	+6%
Kandahar	Poppy seed	Afghani	41	41	+0%
	Cannabis seed	Afghani	19	19	+0%
Kapisa	Poppy seed	Afghani	15	10	-33%
Kunar	Poppy seed	Pakistani Ruppee	40	40	+0%
Laghman	Poppy seed	Pakistani Ruppee	35	35	+0%
Logar	Cannabis seed	Afghani	18	20	+11%
Nangarhar	Poppy seed	Pakistani Ruppee	43	43	+0%
	Cannabis seed	Pakistani Ruppee	14	14	+0%
Paktya	Cannabis seed	Afghani	20	20	+0%
Takhar	Poppy seed	Afghani	30	30	+0%
	Cannabis seed	Afghani	30	30	+0%
Uruzgan	Poppy seed	Afghani	39	39	+0%
	Cannabis seed	Afghani	18	18	+0%
Zabul	Poppy seed	Afghani	40	40	+0%
	Cannabis seed	Afghani	20	20	+0%

**Table 13: Prices of cannabis and poppy seeds in Afghanistan, (US\$/kg), July 2012 - July 2013**

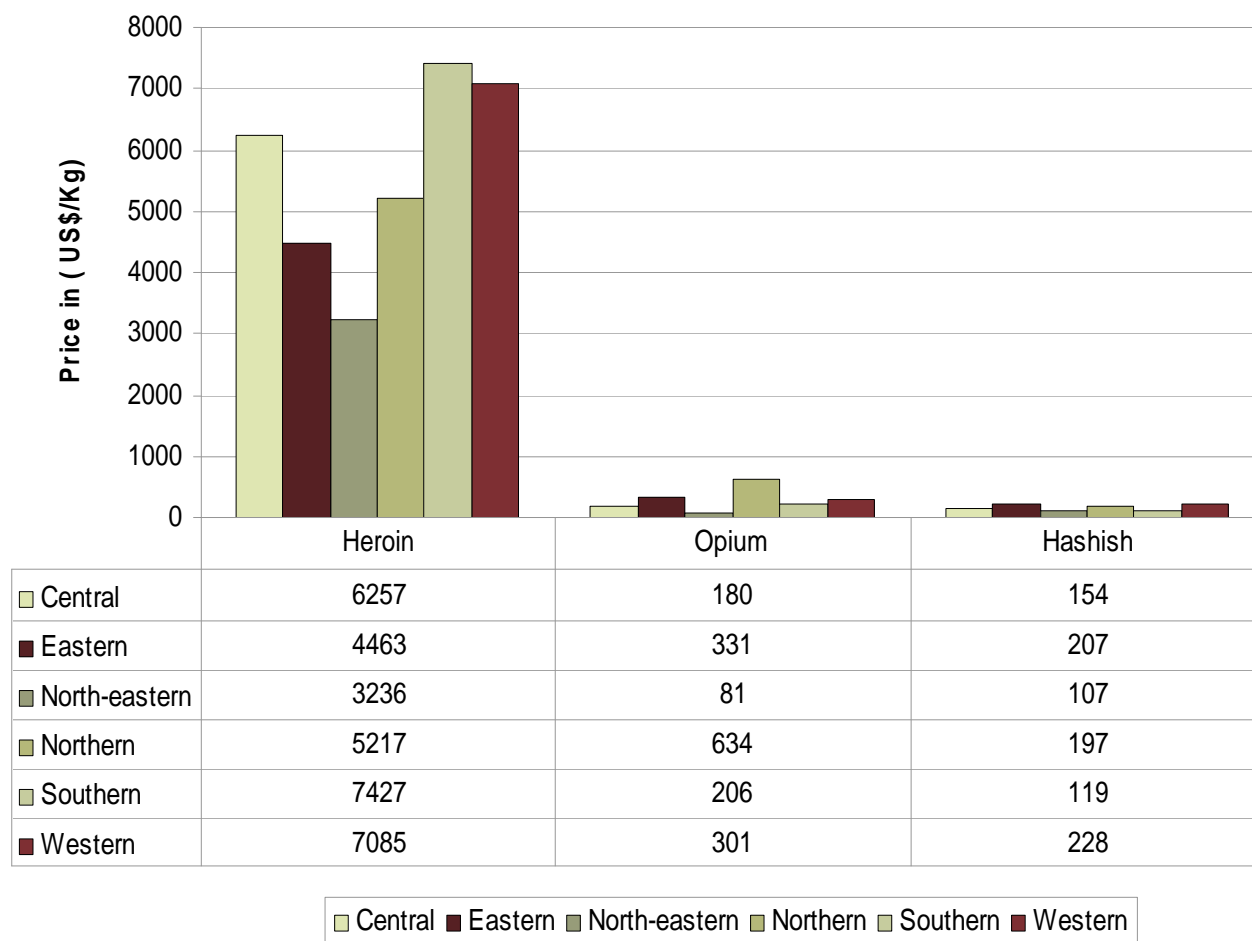
Types of seeds	Jul-12	Aug-12	Sep-12	Oct-12	Nov-12	Dec-12	Jan-13	Feb-13	Mar-13	Apr-13	May-13	Jun-13	Jul-13	Increase/Decrease (%)
Cannabis seed	0.45	0.46	0.43	0.42	0.42	0.35	0.44	0.42	0.42	0.44	0.38	0.40	0.41	+2%
Poppy seed	0.75	0.73	0.72	0.68	0.74	0.71	0.67	0.69	0.67	0.66	0.54	0.59	0.58	-2%



## PRICES OF HEROIN, OPIUM AND HASHISH AT CONSUMER LEVEL:

The consumer prices of heroin, opium and hashish collected in different regions of Afghanistan are as below. The quality of product varies widely in different regions.

**Graph 7: Regional average<sup>8</sup> prices of heroin, opium and hashish at consumer level in (US\$/Kg), July 2013**



**Table 15: Average<sup>13</sup> prices of Heroin, Opium and Hashish at consumer level in Afghanistan, (US\$/kg), July 2012 - July 2013**

Types of drug	Average prices in (US\$/kg)													Change (Jul-Jun) (%)
	Jul-12	Aug-12	Sep-12	Oct-12	Nov-12	Dec-12	Jan-13	Feb-13	Mar-13	Apr-13	May-13	Jun-13	Jul-13	
Heroin	6,460	6,715	6,379	6,070	5,922	5,826	5,885	5,335	5,004	5,369	5,255	5,374	5,431	+1%
Opium	471	436	438	423	456	458	448	470	447	391	369	328	305	-7%
Hashish	224	211	206	213	210	200	195	183	179	178	184	173	174	+1%

<sup>8</sup> Simple average of all observations

## PRICES OF DRUGS IN PAKISTAN:

The prices of different types of opium, heroin and hashish reported from Peshawar and Quetta in Pakistan are as below:

### A. PESHAWAR

#### OPIUM:

There are three types of dry opium namely Opium - Afghanistan (opium of Afghanistan), Opium - Terra and Opium - Tapa (adulterated) available in Peshawar, Pakistan. Opium-Terra is the most expensive opium reported in Peshawar.

**Table 14: Prices of different types of opium in Peshawar, Pakistan in (US\$/Kg):**

Types of opium	Jul-12	Aug-12	Sep-12	Oct-12	Nov-12	Dec-12	Jan-13	Feb-13	Mar-13	Apr-13	May-13	Jun-13	Jul-13	Change (Jul-Jun) %
Opium - Terra	409	406	455	455	478	453	331	320	433	485	409	388	370	-5%
Opium - Afghanistan	350	342	381	392	405	376	274	269	361	423	327	316	300	-5%
Opium - Tapa (adulterated)	181	176	196	201	239	190	191	196	227	330	276	265	240	-10%

#### HEROIN:

There are three types of heroin namely White (Injection), Yellow (Batan) and Saada (Ordinary) available in Peshawar, Pakistan. White (injection) type is the most expensive heroin reported in Peshawar.

**Table 15: Prices of different types of heroin in Peshawar, Pakistan in (US\$/Kg):**

Types of heroin	Jul-12	Aug-12	Sep-12	Oct-12	Nov-12	Dec-12	Jan-13	Feb-13	Mar-13	Apr-13	May-13	Jun-13	Jul-13	Change (Jul-Jun) %
Heroin - White (Injection)	4,990	4,913	5,084	5,031	5,041	4,994	4,855	4,804	4,893	4,950	4,291	4,335	4,198	-3%
Heroin - Yellow (Batan)	4,725	4,700	4,872	4,872	4,833	4,767	4,649	4,597	4,687	4,795	4,087	4,131	3,998	-3%
Heroin - Saada (Ordinary)	1,752	1,784	1,906	1,959	2,027	1,956	1,860	1,808	2,472	2,423	2,350	2,295	2,249	-2%

#### HASHISH:

There are three types of hashish namely Hashish - Garda # 1, # 2 and # 3 available in Peshawar, Pakistan. Hashish-Garda#1 is the most expensive hashish reported in Peshawar.

**Table 16: Prices of different types of Hashish in Peshawar, Pakistan in (US\$/Kg):**

Types of hashish	Jul-12	Aug-12	Sep-12	Oct-12	Nov-12	Dec-12	Jan-13	Feb-13	Mar-13	Apr-13	May-13	Jun-13	Jul-13	Change (Jul-Jun) %
Hashish - Garda # 1	573	566	572	551	551	525	532	527	670	681	562	581	565	-3%
Hashish - Garda # 2	393	385	392	381	405	360	372	362	618	629	470	479	480	+0.1%
Hashish - Garda # 3	340	331	318	307	218	278	289	279	484	495	409	418	420	+0.4%

**Table 17: Prices of different types of drugs in Peshawar, Pakistan in local currency, (Pak Rupee/kg):**

		Price in (Pakistani Rupee)/kg	
Types of drugs	Jun-13	Jul-13	Change (Jul-Jun) %
Opium -Afghanistan	31,000	30,000	-3%
Opium -Tapa (Adulterated)	26,000	24,000	-8%
Opium –Terra	38,000	37,000	-3%
Heroin -White (Injection)	425,000	420,000	-1%
Heroin -Yellow (Batan)	405,000	400,000	-1%
Heroin -Saada (Ordinary)	225,000	225,000	0%
Hashish -Garda # 1	57,000	56,500	-1%
Hashish -Garda # 2	47,000	48,000	+2%
Hashish -Garda # 3	41,000	42,000	+2%

## B. QUETTA

### OPIUM:

**Table 18: Prices of different quality of opium in Quetta, Pakistan in (US\$/Kg):**

Quality of opium	Aug-12	Sep-12	Oct-12	Nov-12	Dec-12	Jan-13	Feb-13	Mar-13	Apr-13	May-13	Jun-13	Jul-13	Change (Jul-Jun) %
High quality	427	455	488	488	494	517	534	565	598	593	560	480	-14%
Medium quality	385	402	424	446	453	465	462	482	495	511	458	420	-8%
Low quality	320	371	371	382	412	413	411	431	433	439	407	380	-7%

### HEROIN:

**Table 19: Prices of different quality of heroin in Quetta, Pakistan in (US\$/Kg):**

Quality of heroin	Aug-12	Sep-12	Oct-12	Nov-12	Dec-12	Jan-13	Feb-13	Mar-13	Apr-13	May-13	Jun-13	Jul-13	Change (Jul-Jun) %
High quality (Crystal)	6,409	6,355	6,362	6,365	6,385	6,457	6,472	6,570	6,703	6,743	6,361	5,898	-7%
Medium quality	3,739	3,601	3,817	3,819	3,707	3,719	3,852	3,901	3,970	3,933	3,664	3,399	-7%
Low quality	2,670	2,383	2,121	2,016	2,060	2,118	2,055	2,207	2,269	2,299	2,036	1,999	-2%

### HASHISH:

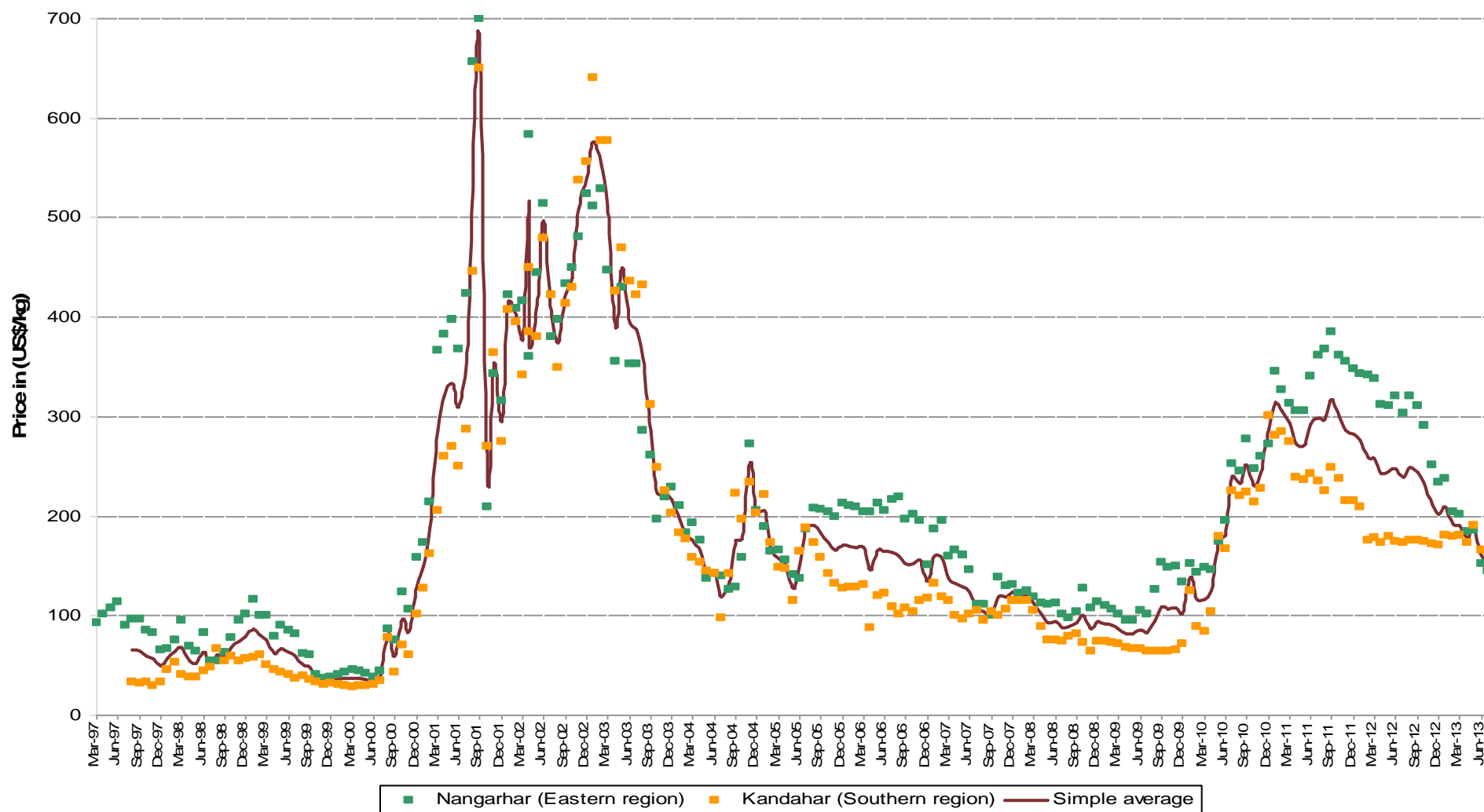
**Table 20: Prices of different quality of Hashish in Quetta, Pakistan in (US\$/Kg):**

Quality of hashish	Aug-12	Sep-12	Oct-12	Nov-12	Dec-12	Jan-13	Feb-13	Mar-13	Apr-13	May-13	Jun-13	Jul-13	Change (Jul-Jun) %
High quality	342	360	382	382	412	465	462	513	516	562	509	470	-8%
Medium quality	299	318	339	339	360	393	411	431	443	460	448	430	-4%

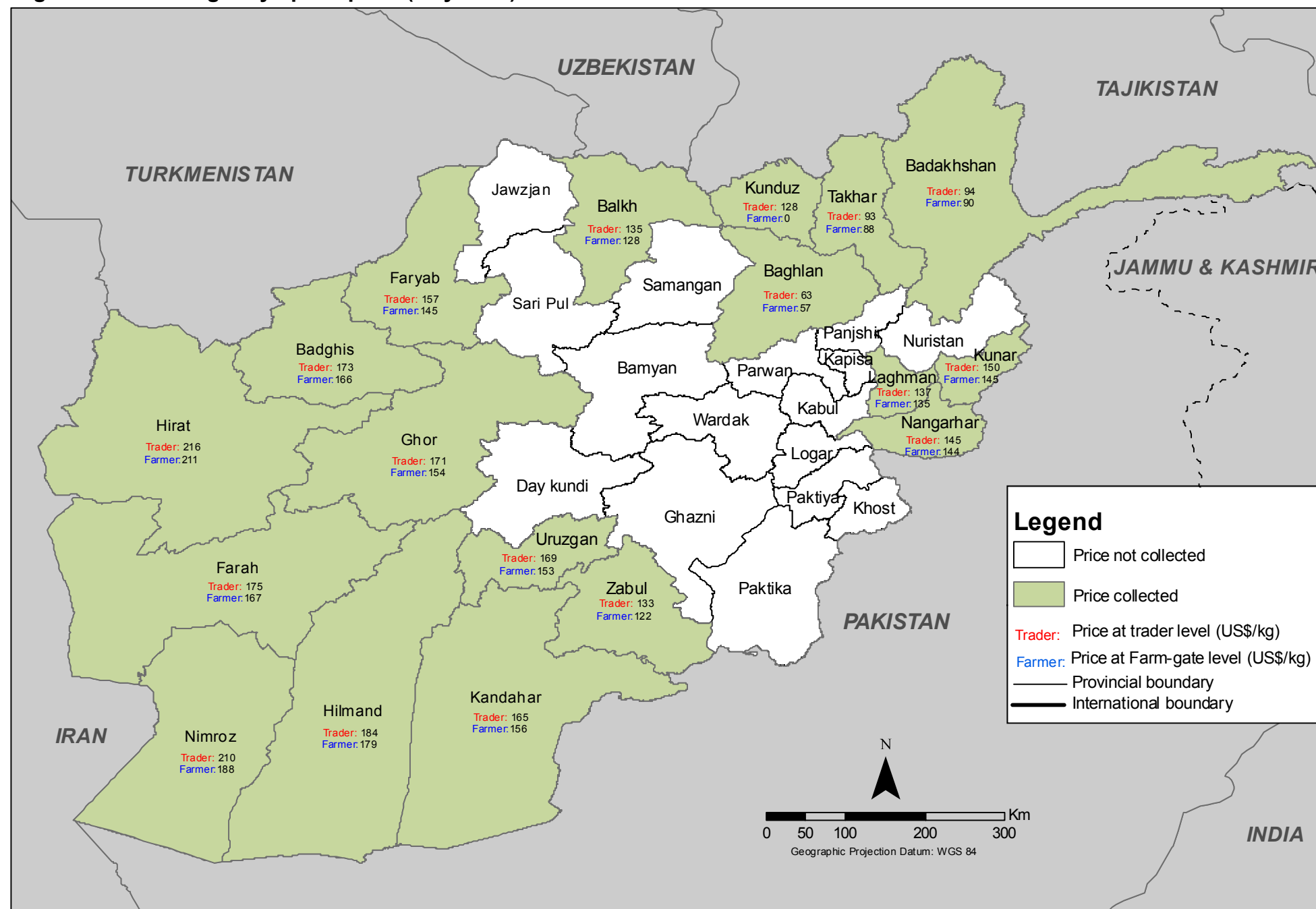
**Table 21: Prices of different types of drugs in Quetta, Pakistan in local currency, (Pak Rupee/kg):**

Types of drugs	Price in (Pakistani Rupee)/kg		
	Jun-13	Jul-13	Change (Jul-Jun) %
Opium -High quality	55,000	48,000	-13%
Opium -Medium quality	45,000	42,000	-7%
Opium -Low quality	40,000	38,000	-5%
Heroin -High quality (Crystal)	625,000	590,000	-6%
Heroin -Medium quality	360,000	340,000	-6%
Heroin -Low quality	200,000	200,000	0%
Hashish -High quality	50,000	47,000	-6%
Hashish -Medium quality	44,000	43,000	-2%

Graph 8: Average price of dry opium collected from traders in Nangarhar and Kandahar provinces (US\$/Kg), March 1997 – July 2013



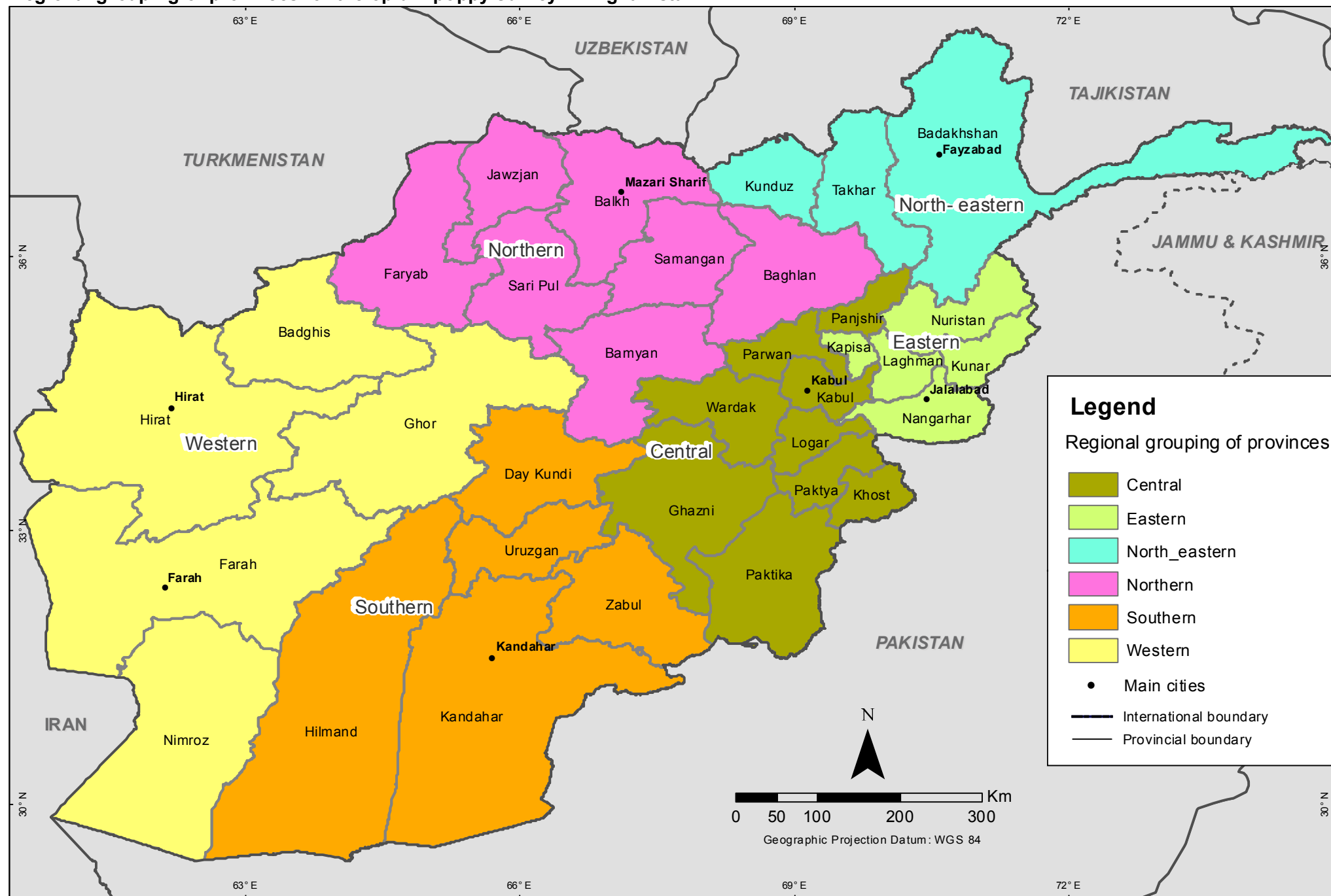
## Afghanistan: Average dry opium price (July 2013)



Source: Government of Afghanistan - National monitoring system implemented by MCN / UNODC

Note: The boundaries and names shown and the designations used on this map do not imply official endorsement or acceptance by the United Nations.

# Regional grouping of provinces for the opium poppy survey in Afghanistan



Source: Government of Afghanistan. National monitoring system implemented by UNODC

Note: The boundaries and names shown and the designations on this map do not imply official endorsement or acceptance by the United Nations.