



**Islamic Republic of Afghanistan
Ministry of Counter Narcotics**



UNODC
United Nations Office on
Drugs and Crime

مطابق اسد 1394 هجری July 2015

Afghanistan Drug Price Monitoring Monthly Report



**Ministry of Counter Narcotics, Islamic Republic of Afghanistan, Kabul
And
United Nations Office on Drugs and Crime, Kabul**

Abbreviations

MCN: Ministry of Counter Narcotics

UNODC: United Nations Office on Drugs and Crime

ACKNOWLEDGEMENTS

The following organizations and individuals contributed to the drug price data collection and analysis and preparation of this report:

Ministry of Counter-Narcotics:

Haroon Rashid Sherzad (Deputy Minister), Mir Abdullah Sadat (Director of Narcotics Survey Directorate), Sayed Najibullah Ahmadi (Economic specialist) Saraj Ahmad (Deputy Director of Narcotics Survey Directorate), Nasir Ahmad (Deputy Director of Narcotics Survey Directorate) Mohammad Ajmal (Database Officer), Sayed Shahenshah (Quality Control and Digit Specialist), Mohammad Hakim Hayat (GIS & Remote sensing analyst),

Survey Coordinators: Eshaq Masumi (Central Region), Mohammed Ishaq Anderabi (North-Eastern Region), Abdul Latif Ehsan (Western Region), Fida Mohammad (Northern Region), Khalil Ahmad (Southern Region) and Abdullah Dawodkhel (Eastern Region).

United Nations Office on Drugs and Crime

Devashish Dhar (International Project Coordinator), Abdul Manan Ahmadzai (Senior Survey Officer), Noor Mohammad Sadiq (Database Developer), Ahmad Jawid Ghiasee and Sayed Mehdi Sadat (Remote sensing analysts), Asia Noory (Project Associate), Ziaulhaq Sidiqi (GIS Associate), Qahir Khan National Research Officer, Balochistan (Pakistan) and Shaukat Ullah Khan National Research Officer Peshawar (Pakistan)

Survey Coordinators: Abdul Basir Basiret (Eastern Region), Sayed Ghawash Nayer (Western Region), Rahimullah Omar (Central Region)

Drug price report in Afghanistan was made possible by financial contribution from the Governments of United States of America and United Kingdom.

Drug price by year (July 2014 - July 2015)

- **Average¹ price of dry Opium in Afghanistan, (US\$/kg)**

Dry Opium	Jul-14	Jul-15	Increase/ Decrease (%)
<i>Farm-gate price (US\$/Kg)</i>	132	160	+21%
<i>Trader price (US\$/Kg)</i>	140	167	+19%

- **Average¹ price of fresh Opium in Afghanistan, (US\$/kg)**

Fresh Opium	Jul-14	Jul-15	Increase/ Decrease (%)
<i>Farm-gate price (US\$/Kg)</i>	108	130	+20%
<i>Trader price (US\$/Kg)</i>	109	136	+24%

- **Average¹ price of Heroin in Afghanistan, (US\$/kg)**

Heroin	Jul-14	Jul-15	Increase/ Decrease (%)
<i>High Quality</i>	2,740	3,215	+17%
<i>Medium Quality</i>	2,020	2,274	+13%

- **Average¹ price of Cannabis Resin in Afghanistan, (US\$/kg)**

Types of cannabis resin	Jul-14	Jul-15	Increase/ Decrease (%)
<i>Cannabis resin (Garda # 1) price (US\$/kg)</i>	94	122	+30%
<i>Cannabis resin (Garda # 2) price (US\$/kg)</i>	63	77	+22%
<i>Cannabis resin (Garda # 3) price (US\$/kg)</i>	24	49	+104%

- **Heroin and Hashish (best quality) prices in Peshawar, Pakistan (US\$/kg)**

Best quality of Heroin/Hashish	Jul-14	Jul-15	Increase/Decrease (%)
<i>Heroin - White (Injection) price (US\$/kg)</i>	3,377	3,163	-6%
<i>Hashish - (Garda # 1) price (US\$/kg)</i>	619	571	-8%

¹ Simple average of all observations

- **Heroin and Hashish (best quality) prices in Quetta, Pakistan (US\$/kg)**

Best quality of Heroin/Hashish	Jul-14	Jul-15	Increase/Decrease (%)
Heroin - High quality (Crystal) price (US\$/kg)	3,398	5,325	+57%
Hashish - High quality price (US\$/kg)	588	862	+47%

- **Average² price of Heroin, Opium and Hashish at consumer level in Afghanistan, (US\$/kg)**

Types of drugs	Jul-14	Jul-15	Increase/Decrease (%)
Heroin	5,120	4,798	-6%
Opium	286	267	-7%
Hashish	199	194	-3%

- **Average² price of Wheat, Cotton, Saffron, Imported and Local Rice in Afghanistan, (US\$/kg)**

Types of crops	Jul-14	Jul-15	Increase/Decrease (%)
Wheat	0.38	0.38	+0%
Cotton	1.5	1.40	-9%
Saffron	1,600	1,635	+2%
Rice (imported)*	1.5	1.31	-11%
Rice (local)*	0.8	0.74	-9%

- **Average² price of poppy and cannabis seeds in Afghanistan, (US\$/kg)**

Types of seeds	Jul-14	Jul-15	Increase/Decrease (%)
Cannabis seed	0.44	0.42	-4%
Poppy seed	0.59	0.47	-21%

- **Average² price of acetic anhydride in Afghanistan, (US\$/Lit)**

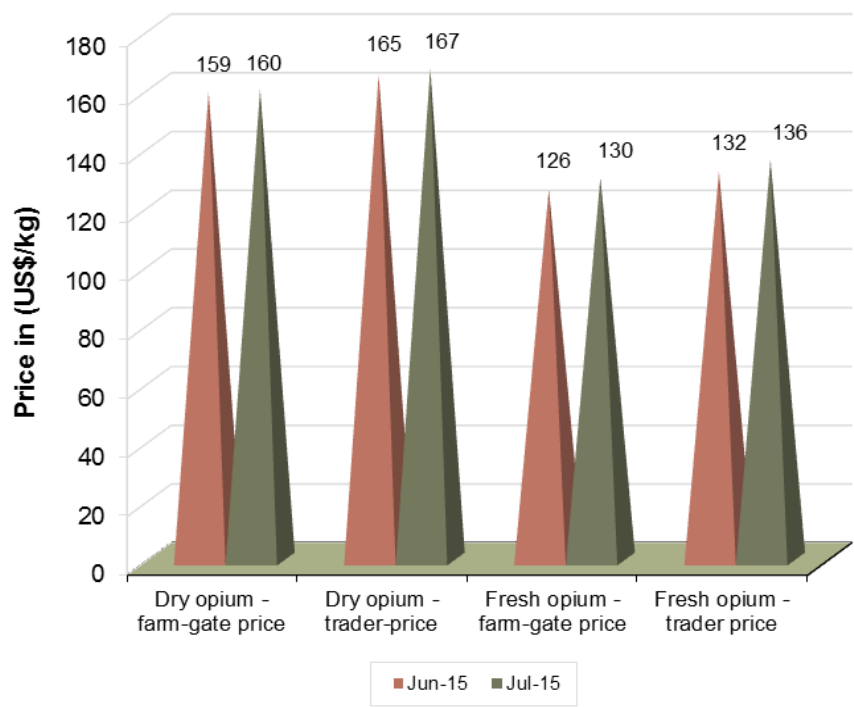
Variety of Acetic Anhydride	Jul-14	Jul-15	Increase/Decrease (%)
Acetic Anhydride - A*	288	234	-19%
Acetic Anhydride - B*	152	168	+11%
Acetic Anhydride - C*	132	149	+13%
Acetic Anhydride - D*	163	141	-13%
Acetic Anhydride - E*	148	150	+1%
Acetic Anhydride - F*	226	197	-13%

* A, B, C, D, E, F represent different variety of acetic anhydride in Afghanistan.

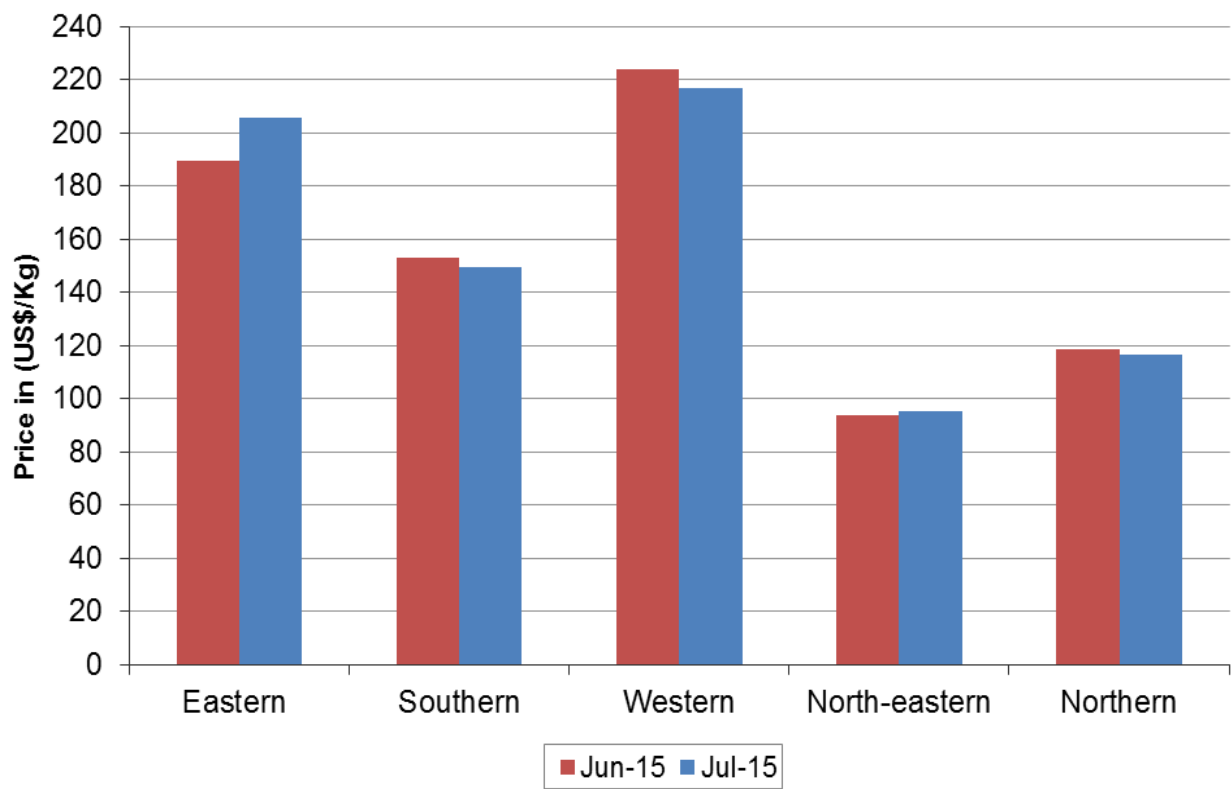
² Simple average of all observations

Drug price by Month (June 2015 – July 2015)

Price change of Dry Opium and Fresh Opium (Jun 2015 – Jul 2015)



Regional average price of dry opium from traders (Jun 2015 – Jul 2015)

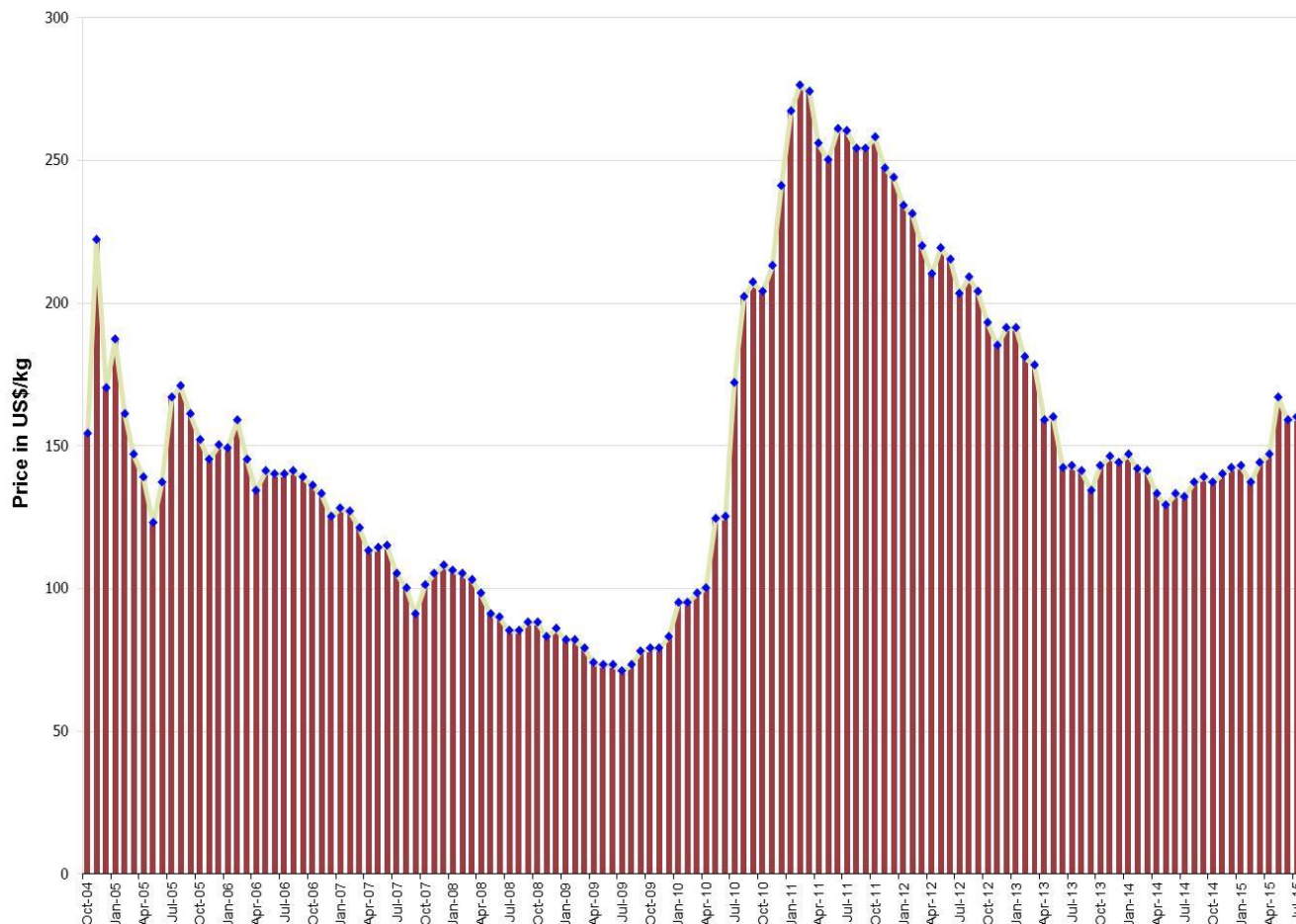


DRY OPIUM

FARM-GATE PRICE:

The national average price for one kilogram of dry opium in Afghanistan at the farm-gate level was **US\$ 160/kg** at the end of July 2015 which is 0.39% higher compared to price reported in June 2015 (**US\$ 159/kg**). The average dry opium price at the farm-gate level in July 2015 is **21%** higher than the price reported in July 2014 which was **US\$ 132/kg**. The dry opium price has a decreasing trend since February 2011.

Graph 1: National ²Average price of dry opium at farm-gate level from Sep 2004 to Jul 2015



Dry Opium (Chaynaki Quality):

FARM-GATE PRICE:

Price of opium (dry) was not found to be varying with quality in different regions. In Balkh and Hilmand provinces another quality of dry opium by the name of **Chaynaki** is available at Farm-gate and trader level. The **Chaynaki** quality of dry opium more air dried than other varieties. The average price of 1 kilogram of **Chaynaki** dry opium at Farm-gate level in Balkh province is **US\$ 157/kg** in July 2015 showing a decrease of 5% compared to the price reported in June 2015 (**US\$ 164**). The average price of 1 kilogram of **Chaynaki** dry opium at farm-gate level in Hilmand province is **US\$ 358/kg** in July 2015 with a decreased by **0.4%** compared to the price reported in June 2015 (**US\$ 360**).

Table 1: Average² price of dry opium (Chaynaki quality) at farm-gate level (US\$/Kg)

Dry Opium (Chaynaki quality)	Balkh		Change (Jul-Jun) %	Hilmand		Change (Jul-Jun) %
	Jun-15	Jul-15		Jun-15	Jul-15	
Farm-gate price (US\$/Kg)	164	157	-5%	360	358	-0.4%

² Simple average of all observations

DRY OPIUM:

TRADER PRICE

The national average dry opium price collected from traders was **US\$ 167/kg** at the end of July 2015 showing **1%** increase compared to the price reported last month (June 2015) (**US\$ 165/kg**). The average dry opium price at trader level in July 2015 is **19%** higher than the price reported last year (July 2014) which was **US\$ 140/kg**

Dry opium price collected from traders has increased by 9% and 2% in Eastern and North-eastern regions respectively. Price decreased by 3%, 2% and 2% in Western, Northern and Southern regions respectively.

Table 2: Regional average³ price of dry opium collected from traders (US\$/Kg)

Region	Price of Dry Opium (US\$/Kg)		Price change (%)
	Jun-15	Jul-15	
Eastern region (Kunar, Laghman, Nangarhar)	189	206	+9%
Southern region (Hilmand, Kandahar, Uruzgan, Zabul)	153	150	-2%
Western region (Badghis, Farah, Ghor, Hirat, Nimroz)	224	217	-3%
North-eastern region (Badakhshan, Kunduz, Takhar)	94	95	+2%
Northern region (Baghlan, Balkh, Faryab)	119	117	-2%
Average	165	167	+1%

Dry Opium (Chaynaki Quality):

TRADER PRICE:

In Balkh province, the average price of 1 kilogram of **Chaynaki** dry opium at trader level is **US\$ 165/kg** in July 2015 showing in decrease of **4%** compared to the price reported in June 2015 (**US\$ 172/kg**). In Hilmand province, the average price of 1 kilogram of **Chaynaki** dry opium at trader level is **US\$ 377/kg** in July 2015 decreased by **0.4%** compared to the price reported in June 2015 (**US\$ 378**)

Table 3: Average³ price of dry opium (Chaynaki quality) at trader level (US\$/Kg)

Dry Opium (Chaynaki quality)	Balkh		Change (Jul-Jun) %	Hilmand		Change (Jul-Jun) %
	Jun-15	Jul-15		Jun-15	Jul-15	
Trader price (US\$/Kg)	172	165	-4%	378	377	-0.4%

³ Simple average of all observations

Graph 2: Regional average⁴ price of dry opium from traders (January 2005 to July 2015)

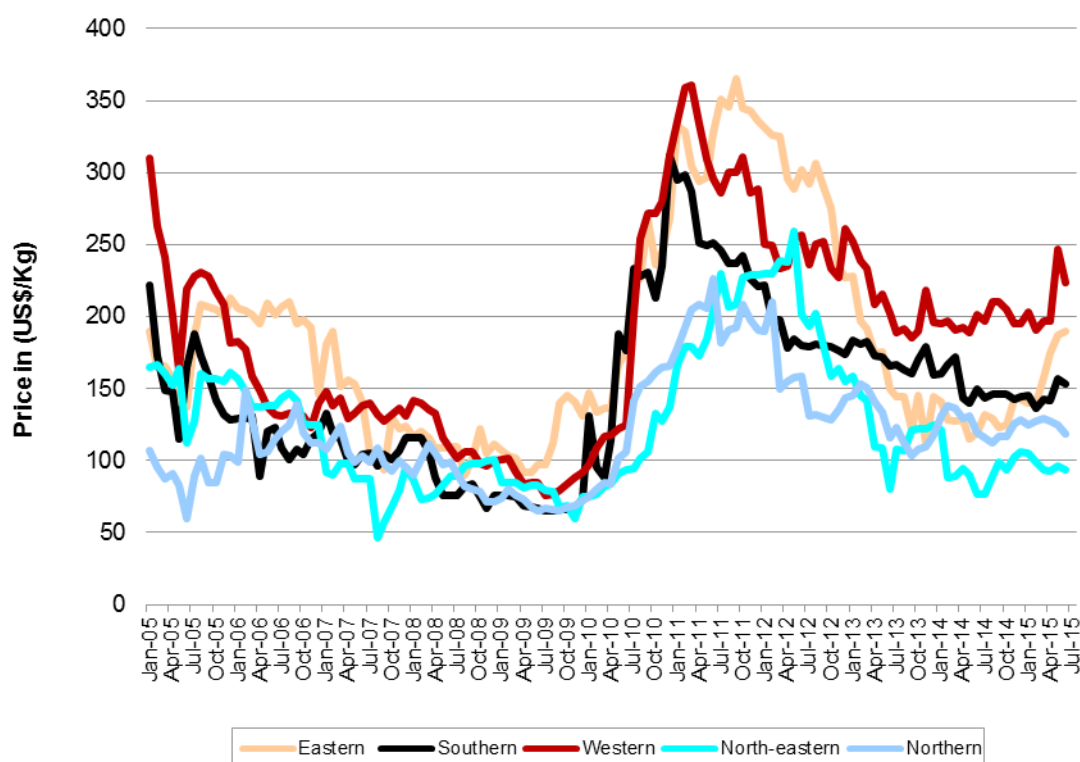


Table 4: Regional average⁴ price of dry opium at farm-gate and trader level in local currency

		Price of 1 kg of Dry Opium in local currency					
		Jun-15		Jul-15			
Region	Local currency	Farm-gate	Trader	Farm-gate	Trader	Change at farm-gate level (Jul-Jun) (%)	Change at trader level (Jul-Jun) (%)
Eastern region (Kunar, Laghman, Nangarhar)	Pakistani Rupee	18,846	19,224	20,450	20,789	+9%	+8%
Southern region (Hilmand, Kandahar, Uruzgan, Zabul)	Pakistani Rupee	15,055	15,507	14,339	15,119	-5%	-3%
Western region (Badghis, Ghor) *	Afghani	11,833	12,450	11,609	12,226	-2%	-2%
Western region (Farah, Hirat, Nimroz) *	Imanian Tuman	749,093	788,889	683,315	723,111	-9%	-8%
North-eastern region (Badakhshan, Kunduz, Takhar)	Afghani	4,685	5,692	4,685	5,749	0%	+1%
Northern region (Baghlan, Balkh, Faryab)	Afghani	7,022	7,260	6,882	7,127	-2%	-2%

* Western region is divided in two groups because of prices available in two currencies.

⁴ Simple average of all observations

FRESH OPIUM

At the end of July 2015, the national average price of fresh opium increased by 3% from **US\$ 126/kg** in June 2015 to **US\$ 130/kg** in **July 2015** at the farm-gate level. Similarly, the national average price of fresh opium at trader level increased by 3% from **US\$ 132/kg** in June 2015 to **US\$ 136/kg** this month (July 2015).

Graph 3: National average⁵ price of fresh opium at farm-gate and trader level, US\$/kg (August 2009 to July 2015)

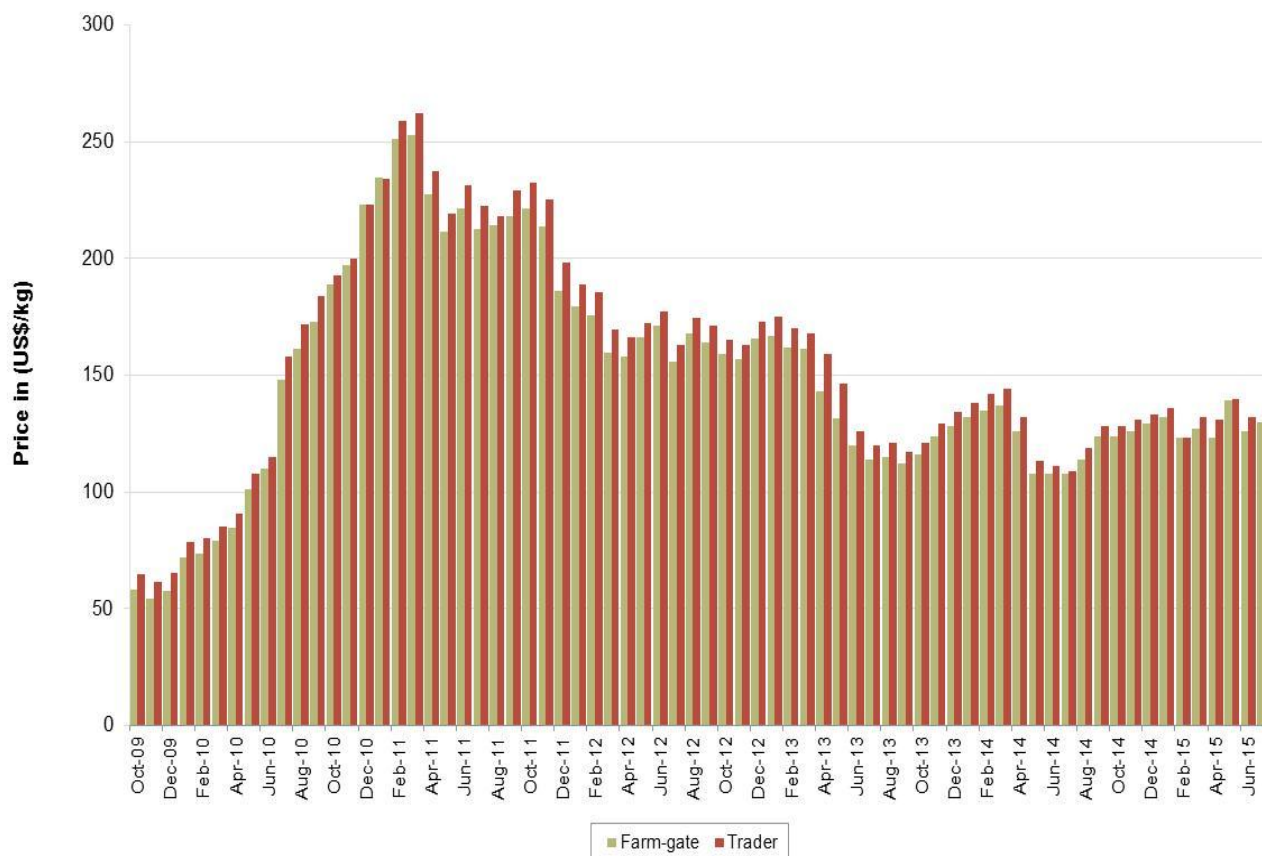


Table 5: Regional average⁵ price of fresh opium at farm-gate and trader level in local currency

		Price of 1 kg of Fresh Opium in local currency					
		Jun-15		Jul-15			
Region	Local currency	Farm-gate	Trader	Farm-gate	Trader	Change at farm-gate level (Jul-Jun) (%)	Change at trader level (Jul-Jun) (%)
Eastern region (Kunar, Laghman, Nangarhar)	Pakistani Rupee	13,684	14,052	16,750	17,080	+22%	+22%
Southern region (Hilmand, Kandahar, Uruzgan, Zabul)	Pakistani Rupee	13,700	14,153	13,394	13,812	-2%	-2%
Western region (Badghis, Ghor) *	Afghani	8,885	9,153	8,661	8,929	+3%	+2%
Western region (Farah, Hirat, Nimroz) *	Imanian Tuman	584,678	636,445	530,011	581,778	-9%	-9%
North-eastern region (Badakhshan, Kunduz, Takhar)	Afghani	4,766	3,897	3,700	3,897	-22%	+0%
Northern region (Baghlan, Balkh, Faryab)	Afghani	6,085	6,327	6,075	6,313	-0.2%	-0.2%

* Western region is divided in two groups because of prices available in two currencies

⁵ Simple average of all observations

HEROIN

There are several types of heroin available in Afghanistan with different quality. The prices of White powder (injection) in Nangarhar province, White powder (Crystal) in Kandahar and Balkh provinces, Off-white (Crystal)-100% in Badakhshan province and White powder-high quality (70-80% pure) in Hirat province are the most expensive heroin reported in Afghanistan. The cheapest heroin (**US\$ 59/kg**) is called as Khata # 2 reported in Nangarhar province.

Table 7: Prices of different types of Heroin in Afghanistan,(US\$/kg), Jul 2014 – Jul 2015

Province	Types of Heroin	Jul-14	Aug-14	Sep-14	Oct-14	Nov-14	Dec-14	Jan-15	Feb-15	Mar-15	Apr-15	May-15	Jun-15	Jul-15	Change (Jul-Jun) %
Badakhshan	Chara (20%)	1,030	1,198	998	1,004	1,051	1,207	1,624	1,483	1,019	1,018	1,246	1,485	1,475	-1%
	Off- white powder (Crystal) - 100%	2,266	2,367	2,450	2,463	2,584	3,103	3,551	3,401	2,860	2,856	2,856	3,168	3,147	-1%
Balkh	Best powder	3,680	3,629	3,691	3,665	3,704	3,750	3,854	3,803	3,804	3,799	3,859	3,746	3,790	+1%
	White powder (Crystal)	4,227	4,157	4,240	4,166	4,187	4,229	4,316	4,249	4,149	4,192	4,292	4,158	4,184	+1%
Hirat	Morphine	2,044	2,069	2,204	1,721	2,062	2,086	2,118	2,130	2,247	2,129	2,568	2,151	2,258	+5%
	Off- white coarse powder (Crystal)	1,425	1,400	1,387	1,310	1,335	1,229	1,268	1,275	1,343	1,329	1,413	1,325	1,384	+4%
	White powder - high quality (70-80% pure)	3,000	2,922	3,067	2,827	2,899	2,930	2,900	2,915	3,075	3,140	3,756	3,142	3,295	+5%
	White powder - low quality (less than 50% pure)	1,480	1,391	1,475	1,355	1,380	1,397	1,406	1,414	1,465	1,482	1,766	1,488	1,589	+7%
Kandahar	Morphine	2,084	2,050	2,030	2,018	1,987	2,036	2,070	1,966	2,022	2,058	1,995	2,113	2,090	-1%
	Off- white powder (Batan) - high quality	1,879	1,846	1,824	1,772	1,739	1,748	1,758	1,669	1,717	1,707	1,784	1,769	1,741	-2%
	Off- white powder (Batan) - low quality	1,239	1,214	1,197	1,181	1,143	1,172	1,155	1,084	1,119	1,155	1,209	1,179	1,144	-3%
	White powder (Crystal)	3,067	2,996	2,972	2,954	1,987	2,979	3,014	2,877	2,944	3,012	3,123	2,948	2,936	-0.4%
Nangarhar	Best powder	1,219	990	884	828	1,192	1,196	1,315	1,151	1,374	1,456	1,586	1,474	1,288	-13%
	Chara # 1	81	99	88	78	79	70	101	86	98	90	79	118	119	+1%
	Chara # 2	51	59	59	58	50	50	81	48	49	70	50	69	69	+1%
	Khata # 1	71	89	74	68	70	60	91	67	79	60	59	88	89	+1%
	Khata # 2	46	50	49	49	30	40	71	38	39	40	40	59	59	+1%
	Off- white powder (Batan)	1,828	1,782	1,768	1,947	1,788	1,795	2,023	1,822	2,257	2,510	2,776	2,752	2,774	+1%
	White powder (Injection)	2,437	2,079	2,062	2,142	2,384	2,393	3,540	2,398	3,435	3,012	3,470	3,440	3,369	-2%
	Off- white powder (Crystal) - 60%	1,442	1,677	1,750	1,774	1,906	2,069	2,841	2,704	2,912	2,908	1,713	2,376	2,360	-1%
Takhar	Off- white powder (Crystal) - 60%	1,442	1,677	1,750	1,774	1,906	2,069	2,841	2,704	2,912	2,908	1,713	2,376	2,360	-1%

Graph 4: Prices of different types of heroin in Afghanistan, (US\$/kg), Jul 2015

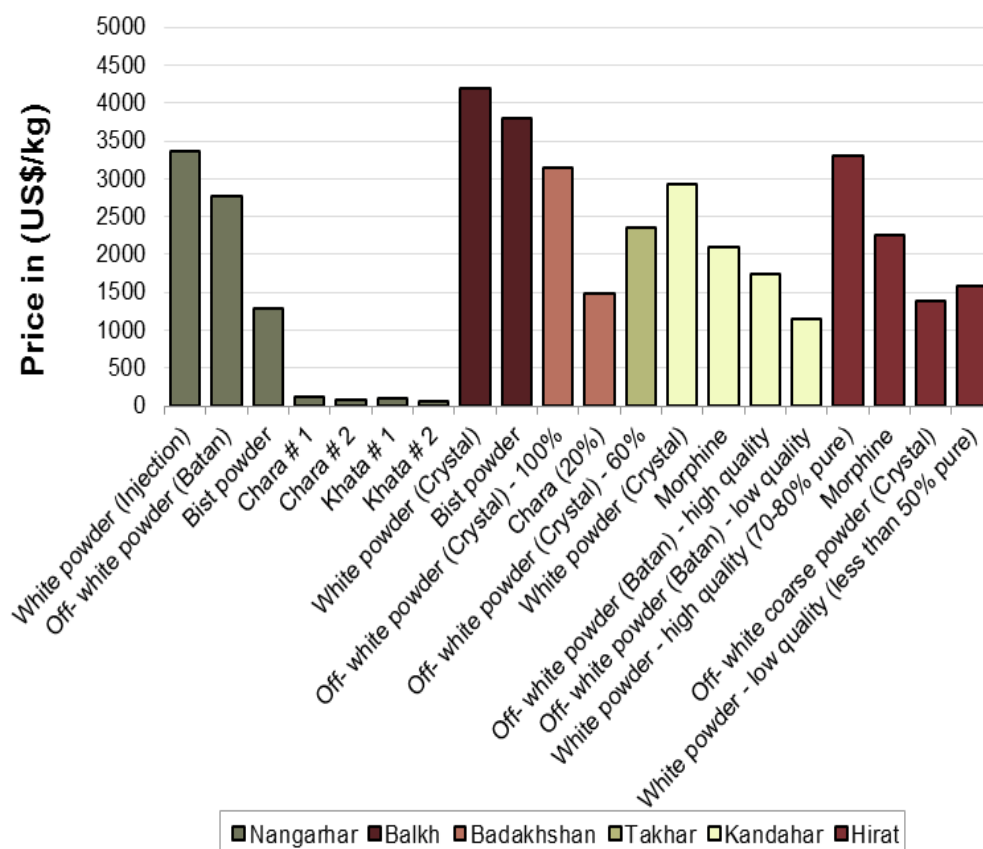


Table 8: Prices of 1 kilogram of different types of Heroin in local currency

Province	Types of heroin	Local currency	Prices of 1 kg of different types of heroin in local currency		Change (Jul-Jun) %
			Jun-15	Jul-15	
Badakhshan	Chara (20%)	Afghani	90,000	90,000	+0%
	Off- white powder (Crystal) - 100%	Afghani	192,000	192,000	+0%
Balkh	Bist powder	Afghani	227,000	231,000	+2%
	White powder (Crystal)	Afghani	252,000	255,000	+1%
Hirat	Morphine	Iranian Tuman	7,140,000	7,180,000	+1%
	Off- white coarse powder (Crystal)	Iranian Tuman	4,400,000	4,400,000	+0%
	White powder - high quality (70-80% pure)	Iranian Tuman	10,430,000	10,478,700	+0%
	White powder - low quality (less than 50% pure)	Iranian Tuman	4,940,000	5,053,000	+2%
Kandahar	Morphine	Pakistani Rupee	215,000	210,000	-2%
	Off- white powder (Batan) - high quality	Pakistani Rupee	180,000	175,000	-3%
	Off- white powder (Batan) - low quality	Pakistani Rupee	120,000	115,000	-4%
	White powder (Crystal)	Pakistani Rupee	300,000	295,000	-2%
Nangarhar	Bist powder	Pakistani Rupee	150,000	130,000	-13%
	Chara # 1	Pakistani Rupee	12,000	12,000	+0%
	Chara # 2	Pakistani Rupee	7,000	7,000	+0%
	Khata # 1	Pakistani Rupee	9,000	9,000	+0%
	Khata # 2	Pakistani Rupee	6,000	6,000	+0%
	Off- white powder (Batan)	Pakistani Rupee	280,000	280,000	+0%
	White powder (Injection)	Pakistani Rupee	350,000	340,000	-3%
Takhar	Off- white powder (Crystal) - 60%	Pakistani Rupee	144,000	144,000	+0%

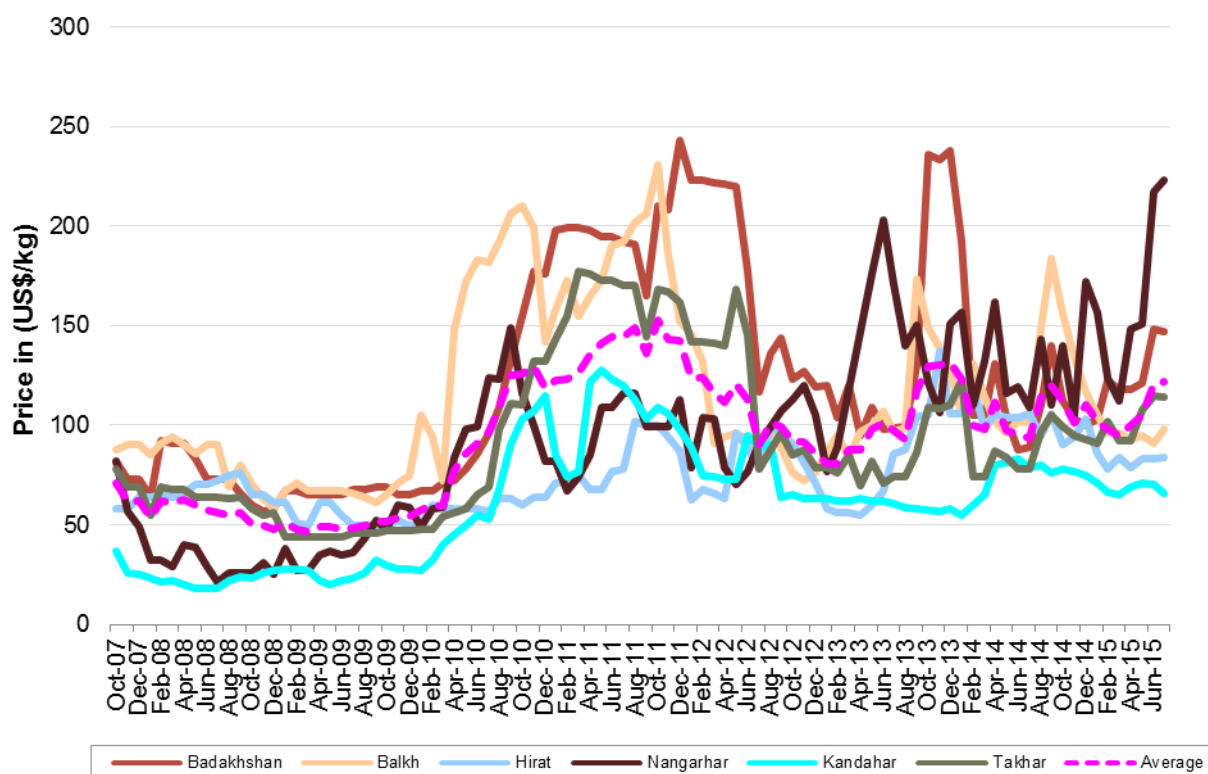
CANNABIS RESIN:

There are mainly three types of cannabis resin available in Afghanistan namely Garda # 1, # 2 and # 3 with quality as best, moderate and fair respectively. Garda # 1 (Shirak) in Badakhshan province was the most expensive cannabis resin because of its pure quality. Earlier Garda # 1 (Jooshi) of Balkh province was most expensive and popular because of it's high quality however it lost it's demand due to it's blending with lower quality hashish.

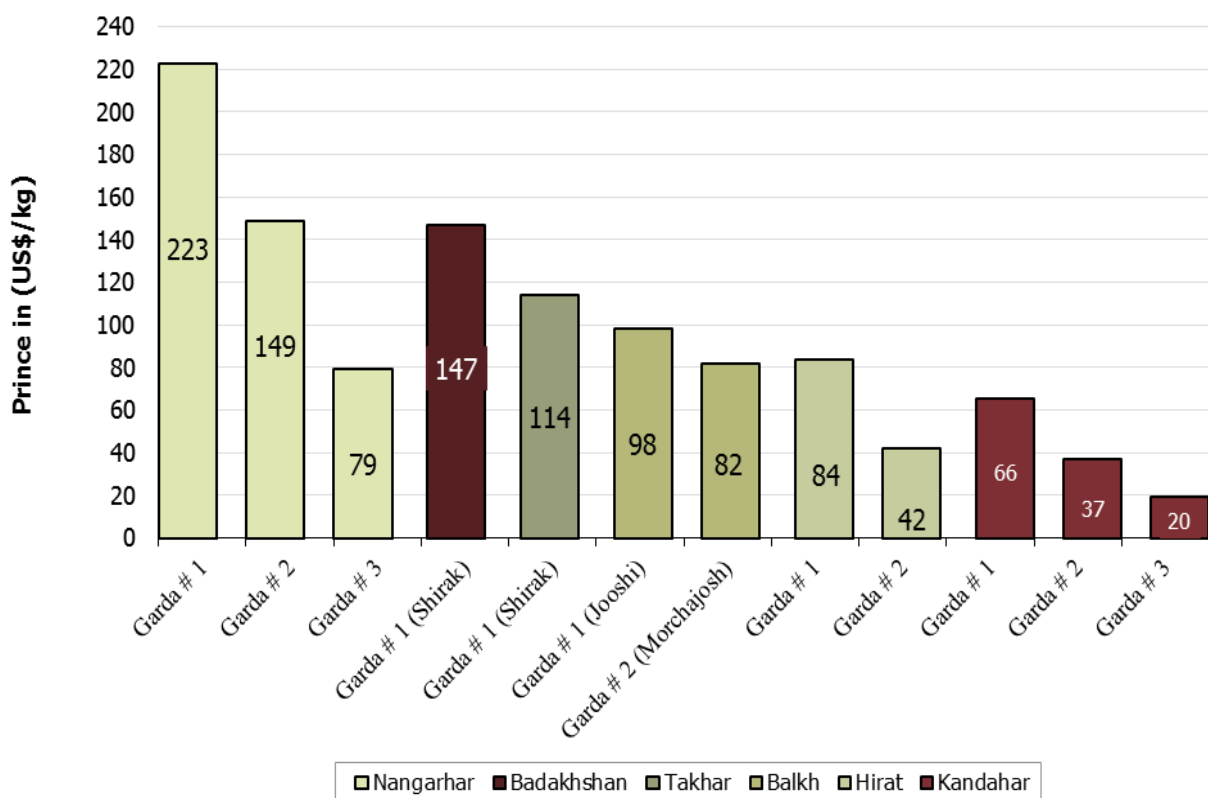
Table 9: Prices of different types of cannabis resin in Afghanistan, (US\$/kg), Jul 2014 – Jul 2015

Province	Types of cannabis resin	Jul-14	Aug-14	Sep-14	Oct-14	Nov-14	Dec-14	Jan-15	Feb-15	Mar-15	Apr-15	May-15	Jun-15	Jul-15	Change (Jul-Jun) %
Badakhshan	Garda # 1 (Shirak)	89	110	140	112	103	100	103	123	118	118	121	148	147	-1%
Balkh	Garda # 1 (Jooshi)	101	149	184	156	134	117	105	96	96	93	95	91	98	+8%
	Garda # 2 (Morchajosh)	94	105	140	121	103	90	79	84	78	73	81	73	82	+13%
Hirat	Garda # 1	106	95	106	90	94	103	86	78	84	79	83	83	84	+1%
	Garda # 2	53	61	66	47	48	55	48	35	40	35	37	60	42	-30%
Kandahar	Garda # 1	79	80	76	78	77	75	71	66	65	69	71	70	66	-6%
	Garda # 2	47	48	46	47	45	44	40	36	35	38	40	39	37	-6%
	Garda # 3	27	27	24	26	24	22	20	17	17	19	20	22	20	-10%
Nangarhar	Garda # 1	109	143	110	140	105	172	157	124	112	148	151	217	223	+3%
	Garda # 2	58	94	85	91	67	86	87	67	63	79	118	148	149	+0%
	Garda # 3	22	29	28	34	30	36	43	28	21	30	72	99	79	-20%
Takhar	Garda # 1 (Shirak)	78	97	105	99	95	93	91	102	92	92	108	115	114	-1%

Graph 5: Average⁶ price of cannabis resin (Garda # 1, best quality) in US\$/kg, Oct 2007– Jul 2015



Graph 6: Prices of different types of cannabis resin in Afghanistan, (US\$/kg), Jul 2015



⁶ Simple average of all observations

Table 10: Prices of 1 kilogram of different types of cannabis resin in Afghanistan in local currency, Jun 2015 – Jul 2015

Province	Types of cannabis resin	Local currency	Prices of 1 kg of different types of cannabis resin in local currency		Change (Jul-Jun) %
			Jun-15	Jul-15	
Badakhshan	Garda # 1 (Shirak)	Afghani	9,000	9,000	+0%
Balkh	Garda # 1 (Jooshi)	Afghani	5,500	6,000	+9%
	Garda # 2 (Morchajosh)	Afghani	4,400	5,000	+14%
Hirat	Garda # 1	Iranian Tuman	274,000	265,950	-3%
	Garda # 2	Iranian Tuman	198,000	132,970	-33%
Kandahar	Garda # 1	Pakistani Rupee	7,111	6,667	-6%
	Garda # 2	Pakistani Rupee	4,000	3,778	-6%
	Garda # 3	Pakistani Rupee	2,222	2,000	-10%
Nangarhar	Garda # 1	Pakistani Rupee	22,000	22,500	+2%
	Garda # 2	Pakistani Rupee	15,000	15,000	+0%
	Garda # 3	Pakistani Rupee	10,000	8,000	-20%
Takhar	Garda # 1 (Shirak)	Afghani	7,000	7,000	+0%

LICIT CROPS:

Prices of wheat, cotton, saffron, rice (imported) and rice (local) collected in six provinces of Afghanistan are shown in below table.

Table 11: Prices of wheat, cotton, saffron, imported and local rice in Afghanistan in local currency, Jul 2015

Province	Types of crops	Price/Kg in Pakistani Rupee (PRs)	Price/Kg in Afghani (AFs)	Price/Kg in (US\$)
Badakhshan	Wheat	-	25	0.4
Badakhshan	Rice Imported	-	90	1.5
Badakhshan	Rice Local	-	50	0.8
Balkh	Wheat	-	18	0.3
Balkh	Cotton	-	40	0.7
Balkh	Rice Imported	-	82	1.3
Balkh	Rice Local	-	48	0.8
Hirat	Wheat	-	25	0.4
Hirat	Cotton	-	80	1.3
Hirat	Saffron	-	100,000	1,635
Hirat	Rice Imported	-	75	1.2
Hirat	Rice Local	-	60	1.0
Kandahar	Wheat	50	-	0.5
Kandahar	Cotton	225	-	2.2
Kandahar	Rice Imported	122	-	1.2
Nangarhar	Wheat	37	-	0.4
Nangarhar	Cotton	143	-	1.4
Nangarhar	Rice Imported	114	-	1.1
Nangarhar	Rice Local	40	-	0.4
Takhar	Wheat	-	20	0.3
Takhar	Rice Imported	-	90	1.5
Takhar	Rice Local	-	45	0.7

Table 12: Prices of wheat, cotton, saffron, imported and local rice in Afghanistan, (US\$/kg), Jul 2014 – Jul 2015

Types of crops	Jul-14	Aug-14	Sep-14	Oct-14	Nov-14	Dec-14	Jan-15	Feb-15	Mar-15	Apr-15	May-15	Jun-15	Jul-15	Increase/Decrease (%)
Wheat	0.38	0.39	0.39	0.50	0.42	0.45	0.41	0.40	0.40	0.41	0.39	0.44	0.38	-13%
Cotton	1.5	1.5	1.4	1.4	1.3	1.3	1.38	1.34	1.28	1.43	1.47	1.43	1.40	-2%
Saffron	1,600	1,581	1,577	1,560	1,381	1,379	1,572	1,744	1,734	1,731	1,731	1,649	1,635	-1%
Rice (Imported)	1.5	1.5	1.5	1.5	1.5	1.5	1.46	1.41	1.33	1.37	1.33	1.31	1.31	+0%
Rice (Local)	0.8	0.9	0.9	1.0	0.8	0.9	0.82	0.83	0.83	0.82	0.78	0.78	0.74	-4%

CANNABIS AND POPPY SEEDS:

Prices of cannabis and poppy seeds collected from eighteen provinces of Afghanistan are tabulated below.

Table 13: Prices of cannabis and poppy seeds in local currency, June 2015 – July 2015

Province	Types of seed	Local currency	Prices of 1 kg of cannabis seed and poppy seed in local currency		Change (Jul-Jun) (%)
			Jun-15	Jul-15	
Badakhshan	Poppy seed	Afghani	50	50	+0%
	Cannabis seed	Afghani	45	45	+0%
Baghlan	Poppy seed	Afghani	23	20	-13%
	Cannabis seed	afghani	15	15	+0%
Balkh	Poppy seed	Afghani	18	22	+22%
	Cannabis seed	Afghani	20	18	-10%
Farah	Poppy seed	Afghani	33	33	+0%
	Cannabis seed	Afghani	34	34	+0%
Faryab	Poppy seed	Afghani	50	50	+0%
	Cannabis seed	Afghani	20	25	+25%
Hilmand	Poppy seed	Afghani	38	38	+0%
	Cannabis seed	Afghani	24	24	+0%
Hirat	Poppy seed	Afghani	28	28	+0%
	Cannabis seed	Afghani	30	30	+0%
Kabul	Poppy seed	Afghani	20	17	-15%
Kandahar	Poppy seed	Afghani	37	37	+0%
	Cannabis seed	Afghani	22	22	+0%
Kapisa	Poppy seed	Afghani	13	10	-23%
Kunar	Poppy seed	Pakistani Ruppee	21	17	-19%
Laghman	Poppy seed	Pakistani Ruppee	21	21	+0%
Logar	Cannabis seed	Afghani	40	30	-25%
Nangarhar	Poppy seed	Pakistani Ruppee	17	14	-18%
	Cannabis seed	Pakistani Ruppee	14	14	+0%
Paktya	Cannabis seed	Afghani	20	20	+0%
Takhar	Poppy seed	Afghani	55	55	+0%
	Cannabis seed	Afghani	45	45	+0%
Uruzgan	Poppy seed	Afghani	36	36	+0%
	Cannabis seed	Afghani	22	22	+0%
Zabul	Poppy seed	Afghani	36	36	+0%
	Cannabis seed	Afghani	22	22	+0%

Table 13: Prices of cannabis and poppy seeds in Afghanistan, (US\$/kg), Jul 2014 – Jul 2015

Types of seeds	Jul-14	Aug-14	Sep-14	Oct-14	Nov-14	Dec-14	Jan-15	Feb-15	Mar-15	Apr-15	May-15	Jun-15	Jul-15	Increase/Decrease (%)
Cannabis seed	0.44	0.46	0.42	0.43	0.43	0.41	0.42	0.41	0.41	0.45	0.44	0.43	0.44	+2%
Poppy seed	0.59	0.58	0.60	0.60	0.64	0.68	0.61	0.58	0.58	0.53	0.54	0.48	0.59	+23%

PRICES OF HEROIN, OPIUM AND HASHISH AT CONSUMER LEVEL:

The consumer prices of heroin, opium and hashish collected from different regions of Afghanistan are as below. The quality of product varies widely in different regions.

Graph 7: Regional average⁷ prices of heroin, opium and hashish at consumer level in (US\$/Kg), Jul 2015

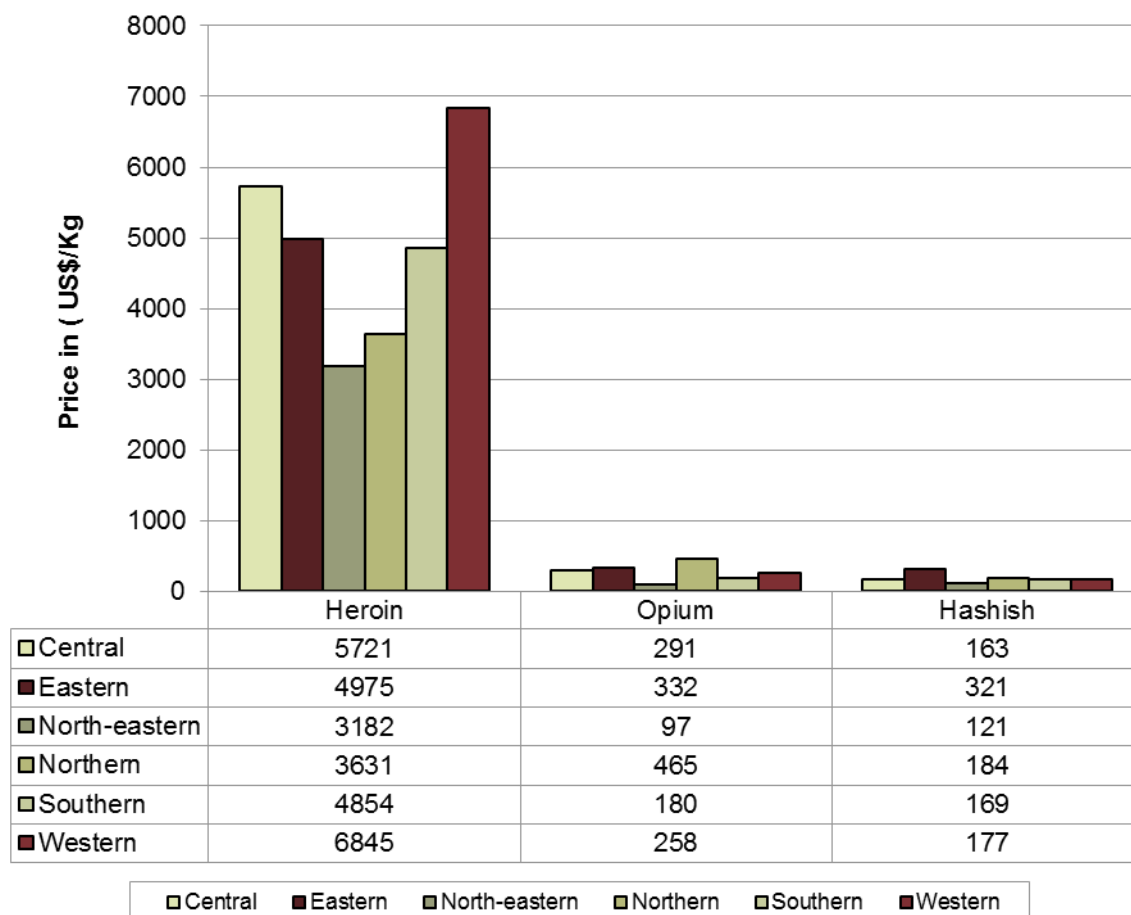


Table 15: Average⁸ prices of Heroin, Opium and Hashish at consumer level in Afghanistan, (US\$/kg), Jul 2014 – Jul 2015

Types of drug	Average prices in (US\$/kg)													Change (Jul-Jun) (%)
	Jul-14	Aug-14	Sep-14	Oct-14	Nov-14	Dec-14	Jan-15	Feb-15	Mar-15	Apr-15	May-15	Jun-15	Jul-15	
Heroin	5,120	4,940	5,029	5,000	5,159	5,331	5,244	4,868	4,829	4,941	5,255	5,129	4,798	-6%
Opium	286	292	292	270	258	267	270	259	255	251	274	264	267	+1%
Hashish	199	215	213	198	189	200	194	189	197	199	195	194	194	-0.3%

⁷ Simple average of all observations

PRICES OF DRUGS IN PAKISTAN:

The prices of different types of opium, heroin and hashish reported from Peshawar and Quetta in Pakistan are as below:

A. PESHAWAR

OPIUM:

There are three types of dry opium namely Opium - Afghanistan (opium of Afghanistan), Opium - Terra and Opium - Tapa (adulterated) available in Peshawar, Pakistan. Opium-Terra is the most expensive opium reported in Peshawar.

Table 14: Prices of different types of opium in Peshawar, Pakistan in (US\$/Kg):

Types of opium	Jul-14	Aug-14	Sep-14	Oct-14	Nov-14	Dec-14	Jan-15	Feb-15	Mar-15	Apr-15	May-15	Jun-15	Jul-15	Change (Jul-Jun) %
Opium - Terra	241	235	235	233	258	257	248	235	242	243	240	236	248	+5%
Opium - Afghanistan	222	214	216	222	228	227	220	212	219	223	218	218	224	+3%
Opium - Tapa (adulterated)	182	175	167	168	184	182	179	177	181	178	173	174	179	+3%

HEROIN:

There are three types of heroin namely White (Injection), Yellow (Batan) and Saada (Ordinary) available in Peshawar, Pakistan. White (injection) type is the most expensive heroin reported in Peshawar.

Table 15: Prices of different types of heroin in Peshawar, Pakistan in (US\$/Kg):

Types of heroin	Jul-14	Aug-14	Sep-14	Oct-14	Nov-14	Dec-14	Jan-15	Feb-15	Mar-15	Apr-15	May-15	Jun-15	Jul-15	Change (Jul-Jun) %
Heroin - White (Injection)	3,377	3,380	3,531	3,741	3,675	3,757	3,274	3,213	3,388	3,470	3,073	3,096	3,163	+2%
Heroin - Yellow (Batan)	3,195	3,182	3,335	3,544	3,476	3,556	3,075	3,021	3,189	3,272	2,875	2,899	2,959	+2%
Heroin - Saada (Ordinary)	1,846	1,839	1,913	1,969	1,986	2,054	1,935	1,918	2,043	1,983	1,784	1,818	1,837	+1%

HASHISH:

There are three types of hashish namely Hashish - Garda # 1, # 2 and # 3 available in Peshawar, Pakistan. Hashish-Garda#1 is the most expensive hashish reported in Peshawar.

Table 16: Prices of different types of Hashish in Peshawar, Pakistan in (US\$/Kg):

Types of hashish	Jul-14	Aug-14	Sep-14	Oct-14	Nov-14	Dec-14	Jan-15	Feb-15	Mar-15	Apr-15	May-15	Jun-15	Jul-15	Change (Jul-Jun) %
Hashish - Garda # 1	619	636	638	650	656	656	645	480	568	555	560	560	571	+2%
Hashish - Garda # 2	502	497	510	522	526	526	516	432	468	471	476	477	490	+3%
Hashish - Garda # 3	401	388	392	414	397	404	397	384	419	406	397	398	408	+3%

Table 17: Prices of different types of drugs in Peshawar, Pakistan in local currency, (Pak Rupee/kg):

		Price in (Pakistani Rupee)/kg	
Types of drugs	Jun-15	Jul-15	Change (Jul-Jun) %
Opium -Afghanistan	22,150	22,000	-1%
Opium -Tapa (Adulterated)	17,700	17,500	-1%
Opium -Terra	24,000	24,300	1%
Heroin -White (Injection)	315,000	310,000	-2%
Heroin -Yellow (Batan)	295,000	290,000	-2%
Heroin -Saada (Ordinary)	185,000	180,000	-3%
Hashish -Garda # 1	57,000	56,000	-2%
Hashish -Garda # 2	48,500	48,000	-1%
Hashish -Garda # 3	40,500	40,000	-1%

B. QUETTA

OPIUM:

Table 18: Prices of different quality of opium in Quetta, Pakistan in (US\$/Kg):

Quality of opium	Jul-14	Aug-14	Sep-14	Oct-14	Nov-14	Dec-14	Jan-15	Feb-15	Mar-15	Apr-15	May-15	Jun-15	Jul-15	Change (Jul-Jun) %
High quality	355	358	343	374	399	448	462	460	495	518	545	550	558	+1%
Medium quality	254	259	255	276	289	319	342	336	357	369	397	413	426	+3%
Low quality	203	199	206	217	230	249	281	269	297	319	347	354	365	+3%

HEROIN:

Table 19: Prices of different quality of heroin in Quetta, Pakistan in (US\$/Kg):

Quality of heroin	Jul-14	Aug-14	Sep-14	Oct-14	Nov-14	Dec-14	Jan-15	Feb-15	Mar-15	Apr-15	May-15	Jun-15	Jul-15	Change (Jul-Jun) %
High quality (Crystal)	3,398	3,484	3,482	3,643	3,843	4,133	4,322	4,316	4,706	4,984	5,205	5,209	5,325	+2%
Medium quality	2,789	2,737	2,698	2,757	2,795	2,988	3,266	3,309	3,467	3,738	3,817	3,784	3,905	+3%
Low quality	1,521	1,593	1,570	1,723	1,797	2,092	2,261	2,206	2,477	2,592	2,776	2,850	2,941	+3%

HASHISH:

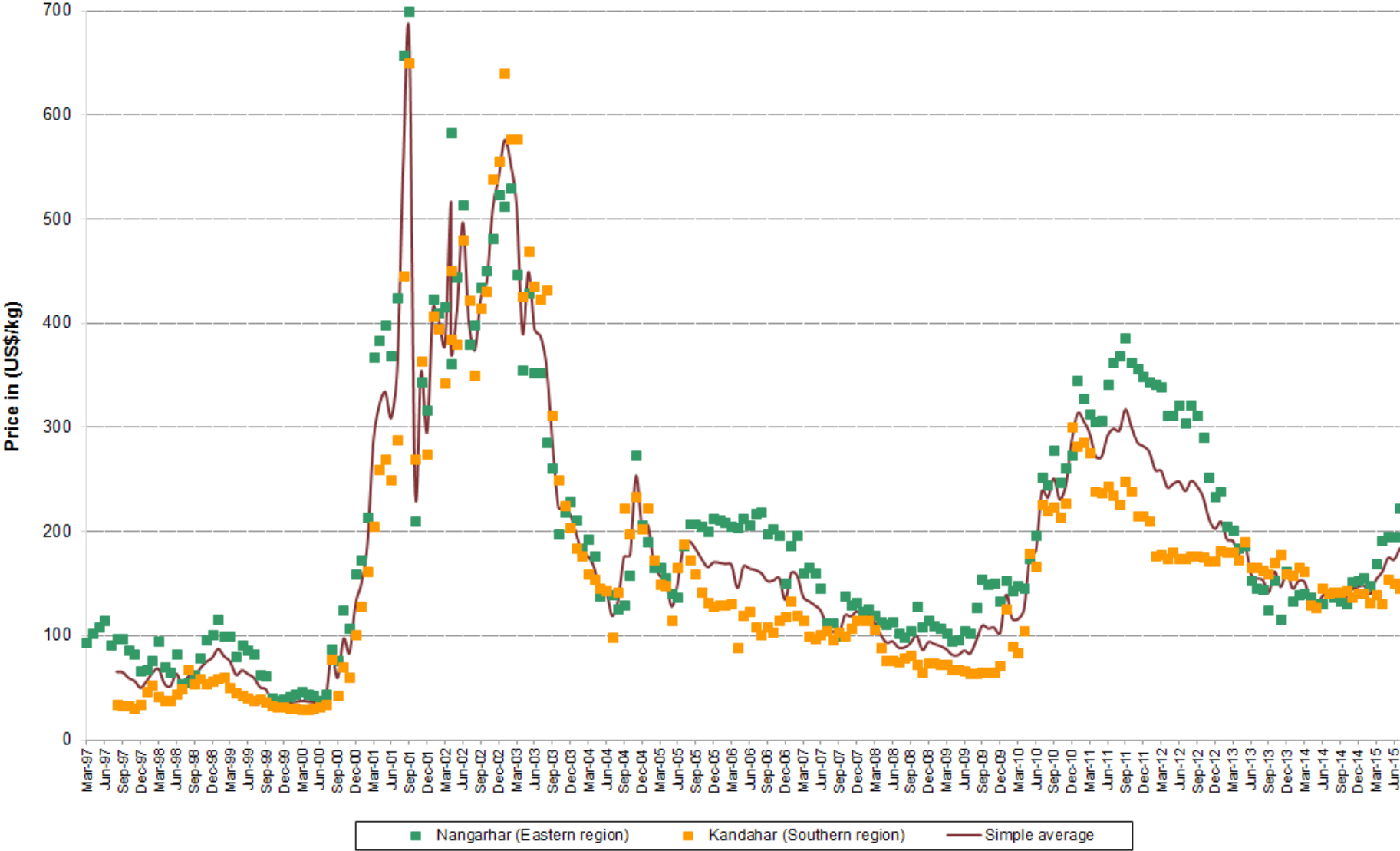
Table 20: Prices of different quality of Hashish in Quetta, Pakistan in (US\$/Kg):

Quality of hashish	Jul-14	Aug-14	Sep-14	Oct-14	Nov-14	Dec-14	Jan-15	Feb-15	Mar-15	Apr-15	May-15	Jun-15	Jul-15	Change (Jul-Jun) %
High quality	588	597	589	640	659	697	754	719	743	778	793	835	862	+3%
Medium quality	507	498	490	512	529	548	603	595	644	658	674	688	710	+3%

Table 21: Prices of different types of drugs in Quetta, Pakistan in local currency, (Pak Rupee/kg):

		Price in (Pakistani Rupee)/kg	
Types of drugs	Jun-15	Jul-15	Change (Jul-Jun) %
Opium -High quality	56,000	55,000	-2%
Opium -Medium quality	42,000	42,000	+0%
Opium -Low quality	36,000	36,000	+0%
Heroin -High quality (Crystal)	530,000	525,000	-1%
Heroin -Medium quality	385,000	385,000	+0%
Heroin -Low quality	290,000	290,000	+0%
Hashish -High quality	85,000	85,000	+0%
Hashish -Medium quality	70,000	70,000	+0%

Graph 8: Average price of dry opium collected from traders in Nangarhar and Kandahar provinces (US\$/Kg), Mar 1997 – Jul 2015



Methodology

- Prices are collected in the last week of every month from around twenty farmers and equal numbers of trader prices are collected by MCN Survey coordinators generally from different farmers and traders each month; however the price data collection is sourced from a few known farmers and traders as well.
- Opium prices are collected from 18 of 34 provinces namely Badakhshan, Baghlan, Badghis, Balkh, Farah, Faryab, Ghor, Hilmand, Hirat, Kandahar, Kunar, Kunduz, Laghman, Nangarhar, Nimroz, Uruzgan, Takhar and Zabul. The prices of dry and fresh opium are collected from farmers (at farm-gate level) and traders (at trader level).
- Different varieties of heroin, morphine and cannabis resin prices are collected from six provinces of Afghanistan namely Badakhshan, Balkh, Hirat, Nangarhar, Kandahar and Takhar.
- Prices of some licit crops such as wheat, saffron, imported and local rice is also collected from six provinces of Afghanistan and included in this report.
- Prices of poppy seeds, cannabis seeds and acetic anhydride are included in the report as well.
- Different varieties of opium, heroin and hashish prices are also collected from Peshawar as well as Quetta province of Pakistan. Prices are collected and reported by UNODC office in Peshawar and Quetta in Pakistan.
- The prices are also presented in local currency for convenience of certain analysis; however the national average prices are presented in USD. At the regional level, average prices are reflected in local currency with exception of the Western region since prices are reported in two different currencies.
- Prices are reported in different currencies in different regions. The prices in Eastern region (Kunar, Laghman and Nangarhar) and Southern region (Kandahar, Hilmand, Uruzgan and Zabul) are reported in Pakistani rupees. In Northern (Balkh, Baghlan, Farayb) and North-eastern (Badakhshan, Kunduz, Takhar) regions, the prices are reported in Afghani. However, prices are reported in two different currencies namely Afghani and Iranian Tuman in Western region. The prices are converted in US\$ using the exchange rate from oanda.com site considering the rates on the same date the observation is made.

Number of observations of dry and fresh opium prices

	Number of observations (n)		Number of provinces price collected
	Farm-gate price	Trader price	
Dry Opium	177	180	18
Fresh Opium	180	182	18