



**Islamic Republic of Afghanistan
Ministry of Counter Narcotics**



UNODC
United Nations Office on
Drugs and Crime

July 2014 مطابق اسد ۱۳۹۳ هجری - شمسی

Afghanistan Drug Price Monitoring Monthly Report



**Ministry of Counter Narcotics, Islamic Republic of Afghanistan, Kabul
And
United Nations Office on Drugs and Crime, Kabul**

Abbreviations

MCN: Ministry of Counter Narcotics

UNODC: United Nations Office on Drugs and Crime

ACKNOWLEDGEMENTS

The following organizations and individuals contributed to the drug price data collection and analysis and preparation of this report:

Ministry of Counter-Narcotics:

Mohammad Ibrahim Azhar (Deputy Minister), Haroon Rashid Sherzad (Deputy Minister), Mir Abdullah Sadat (Director of Narcotics Survey Directorate), Sayed Najibullah Ahmadi (Economic specialist) Saraj Ahmad (Deputy Director of Narcotics Survey Directorate), Nasir Ahmad (Deputy Director of Narcotics Survey Directorate) Mohammad Ajmal (Database Officer), Sayed Shahenshah (Quality Control and Digit Specialist), Mohammad Hakim Hayat (Eradication Reporter), Mujtaba (Data entry) Fazel Karim Alimi (Admin & Finance Officer).

Survey Coordinators: Eshaq Masumi (Central Region), Mohammed Ishaq Anderabi (North-Eastern Region), Abdul Latif Ehsan (Western Region), Fida Mohammad (Northern Region), Khalil Ahmad (Southern Region) and Abdullah Dawodkhel (Eastern Region).

United Nations Office on Drugs and Crime

Devashish Dhar (International Project Coordinator), Abdul Manan Ahmadzai (Senior Survey Officer), Noor Mohammad Sadiq (Database Developer), Ahmad Jawid Ghiasee and Sayed Mehdi Sadat (Remote sensing analysts), Abdul Rahman Laiq (Capacity Building Officer), Asia Noory (Project Associate), Ziaulhaq Sidiqi (GIS Associate), Qahir Khan National Research Officer, Balochistan (Pakistan) and Shaukat Ullah Khan National Research Officer Peshawar (Pakistan)

Survey Coordinators: Abdul Basir Basiret (Eastern Region), Bashir Ahmad Shakir (Southern Region), Sayd Ghawash Nayer (Western Region), Emran Mehrwarz (North-eastern Region), Rahimullah Omar (Central Region), Hashmatullah Atsek (Northern Region)

Drug price report in Afghanistan was made possible by financial contribution from the Governments of United States of America and United Kingdom.

Drug price by year (July 2013 - July 2014)

- **Average¹ price of dry Opium in Afghanistan, (US\$/kg)**

Dry Opium	Jul-13	Jul-14	Increase/ Decrease (%)
<i>Farm-gate price (US\$/Kg)</i>	143	132	-7%
<i>Trader price (US\$/Kg)</i>	152	140	-7%

- **Average¹ price of fresh Opium in Afghanistan, (US\$/kg)**

Fresh Opium	Jul-13	Jul-14	Increase/ Decrease (%)
<i>Farm-gate price (US\$/Kg)</i>	114	108	-5%
<i>Trader price (US\$/Kg)</i>	120	109	-9%

- **Average¹ price of Heroin in Afghanistan, (US\$/kg)**

Heroin	Jul-13	Jul-14	Increase/ Decrease (%)
<i>High Quality</i>	3170	2740	-14%
<i>Medium Quality</i>	2182	1979	-9%

- **Average¹ price of Cannabis Resin in Afghanistan, (US\$/kg)**

Types of cannabis resin	Jul-13	Jul-14	Increase/ Decrease (%)
<i>Cannabis resin (Garda # 1) price (US\$/kg)</i>	98	94	-4%
<i>Cannabis resin (Garda # 2) price (US\$/kg)</i>	72	63	-13%
<i>Cannabis resin (Garda # 3) price (US\$/kg)</i>	39	24	-38%

- **Heroin and Hashish (best quality) prices in Peshawar, Pakistan (US\$/kg)**

Best quality of Heroin/Hashish	Jul-13	Jul-14	Increase/Decrease (%)
<i>Heroin - White (Injection) price (US\$/kg)</i>	4,198	3,377	-20%
<i>Hashish - (Garda # 1) price (US\$/kg)</i>	565	619	+10%

¹ Simple average of all observations

- **Heroin and Hashish (best quality) prices in Quetta, Pakistan (US\$/kg)**

Best quality of Heroin/Hashish	Jul-13	Jul-14	Increase/Decrease (%)
Heroin - High quality (Crystal) price (US\$/kg)	5,898	3,398	-42%
Hashish - High quality price (US\$/kg)	470	588	+25%

- **Average² price of Heroin, Opium and Hashish at consumer level in Afghanistan, (US\$/kg)**

Types of drugs	Jul-13	Jul-14	Increase/Decrease (%)
Heroin	5,431	5,120	-5.7%
Opium	305	286	-6%
Hashish	174.5	199	+14%

- **Average² price of Wheat, Cotton, Saffron, Imported and Local Rice in Afghanistan, (US\$/kg)**

Types of crops	Jul-13	Jul-14	Increase/Decrease (%)
Wheat	0.35	0.38	+10%
Cotton	1.4	1.5	+13%
Saffron	1,492	1,600	+7%
Rice (imported)*	1.4	1.5	+4%
Rice (local)*	0.9	0.8	-10%

- **Average² price of poppy and cannabis seeds in Afghanistan, (US\$/kg)**

Types of seeds	Jul-13	Jul-14	Increase/Decrease (%)
Cannabis seed	0.41	0.44	+7%
Poppy seed	0.58	0.59	+2%

- **Average² price of acetic anhydride in Afghanistan, (US\$/Lit)**

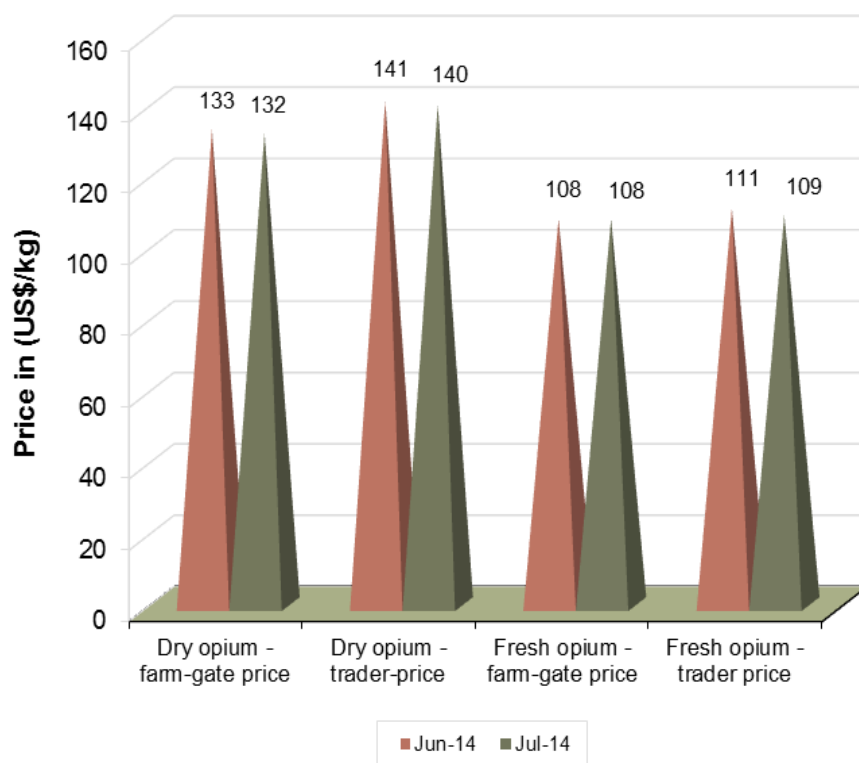
Variety of Acetic Anhydride	Jul-13	Jul-14	Increase/Decrease (%)
Acetic Anhydride - A*	247	288	+17%
Acetic Anhydride - B*	183	152	-17%
Acetic Anhydride - C*	173	132	-23%
Acetic Anhydride - D*	165	163	-1%
Acetic Anhydride - E*	163	148	-9%
Acetic Anhydride - F*	197	226	+15%

* A, B, C, D, E, F represent different variety of acetic anhydride in Afghanistan.

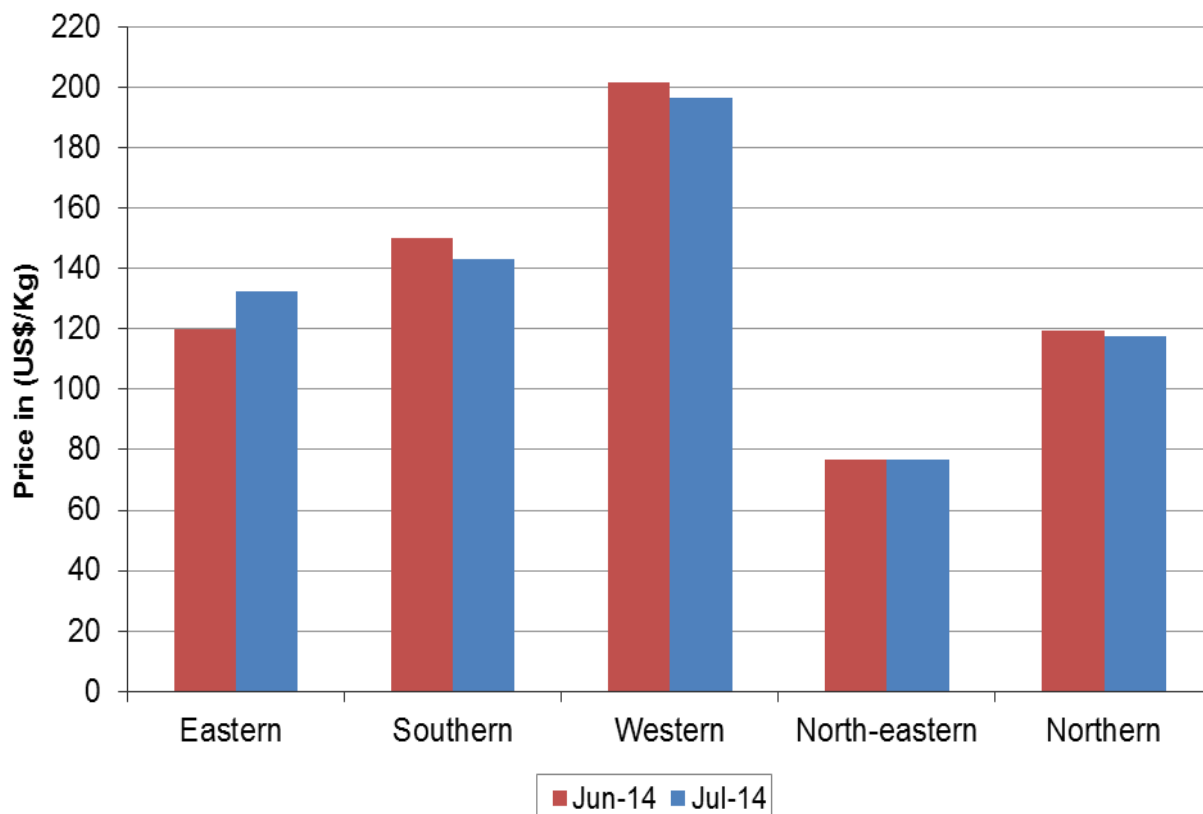
² Simple average of all observations

Drug price by Month (June 2014 – July 2014)

Price change of Dry Opium and Fresh Opium (June 2014 and July 2014)



Regional average price of dry opium from traders (June 2014 – July 2014)

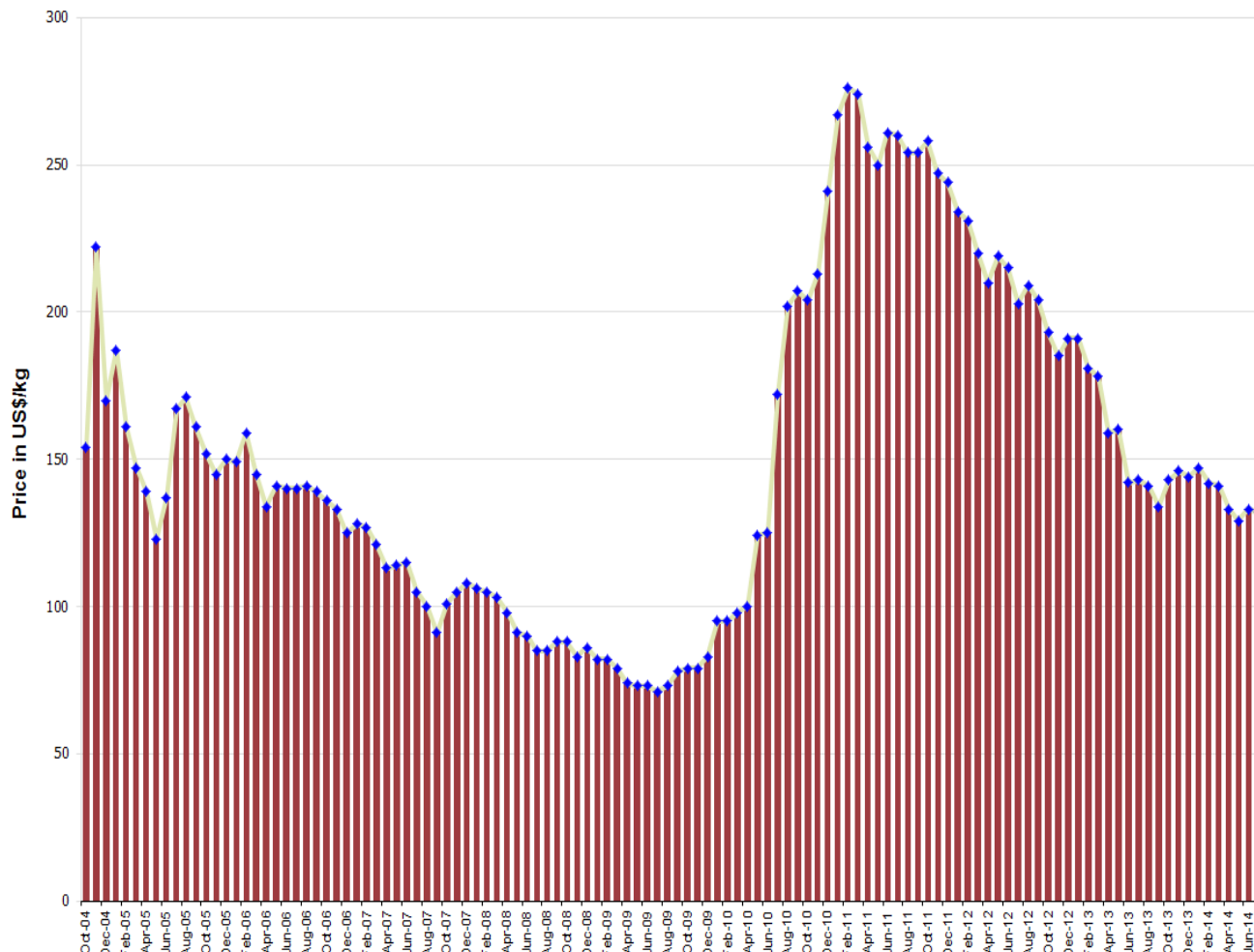


DRY OPIUM

FARM-GATE PRICE:

The national average price for one kilogram of dry opium in Afghanistan at the farm-gate level was **US\$ 132/kg** at the end of July 2014 which is 0.3% lower compared to price reported in June 2014 (**US\$ 133/kg**). The average dry opium price at the farm-gate level in July 2014 is 7% lower than the price reported in July 2013 which was **US\$ 143/kg**. The dry opium price has a decreasing trend since February 2011.

Graph 1: National ²Average price of dry opium at farm-gate level from Sep 2004 to Jul 2014



Dry Opium (Chaynaki Quality):

FARM-GATE PRICE:

Price of opium (dry) was not found to be varying with quality in different regions. In Balkh and Hilmand provinces another quality of dry opium by the name of **Chaynaki** is available at Farm-gate and trader level. The **Chaynaki** quality of dry opium more air dried than other varieties. The average price of 1 kilogram of **Chaynaki** dry opium at Farm-gate level in Balkh province is **US\$ 165/kg** in July 2014 showing an increase of 7% compared to the price reported in June 2014 (**US\$ 154**). The average price of 1 kilogram of **Chaynaki** dry opium at farm-gate level in Hilmand province is **US\$ 364/kg** in July 2014 with a decreased by 3% compared to the price reported in June 2014 (**US\$ 376**).

Table 1: Average² price of dry opium (Chaynaki quality) at farm-gate level (US\$/Kg)

Dry Opium (Chaynaki quality)	Balkh		Change (Jul-Jun) %	Hilmand		Change (Jul-Jun) %
	Jun-14	Jul-14		Jun-14	Jul-14	
Farm-gate price (US\$/Kg)	154	165	+7%	376	364	-3%

² Simple average of all observations

DRY OPIUM:

TRADER PRICE

The national average dry opium price collected from traders was **US\$ 140/kg** at the end of July 2014 showing **0.5%** decrease compared to the price reported last month (June 2014) (**US\$ 141/kg**). The average dry opium price at trader level in July 2014 is **7%** lower than the price reported last year (July 2013) which was **US\$ 152/kg**.

Dry opium price collected from traders has increased by 10% in Eastern region. Price decreased by 4%, 2% and 1.9 % in Southern, Western and Northern regions respectively.

Table 2: Regional average³ price of dry opium collected from traders (US\$/Kg)

Region	Price of Dry Opium (US\$/Kg)		Price change (%)
	Jun-14	Jul-14	
Eastern region (Kunar, Laghman, Nangarhar)	120	132	+10%
Southern region (Hilmand, Kandahar, Uruzgan, Zabul)	150	143	-4%
Western region (Badghis, Farah, Ghor, Hirat, Nimroz)	201	197	-2%
North-eastern region (Badakhshan, Kunduz, Takhar)	77	77	+0%
Northern region (Baghlan, Balkh, Faryab)	120	118	-1.9%
Average	141	140	-1%

Dry Opium (Chaynaki Quality):

TRADER PRICE:

In Balkh province, the average price of 1 kilogram of **Chaynaki** dry opium at trader level is **US\$ 172/kg** in July 2014 showing an increase of **7%** compared to the price reported in June 2014 (**US\$ 161/kg**). In Hilmand province, the average price of 1 kilogram of **Chaynaki** dry opium at trader level is **US\$ 385/kg** in July 2014 decreased by **3%** compared to the price reported in June 2014 (**US\$ 397**)

Table 3: Average³ price of dry opium (Chaynaki quality) at trader level (US\$/Kg)

Dry Opium (Chaynaki quality)	Balkh		Change (Jul-Jun) %	Hilmand		Change (Jul-Jun) %
	Jun-14	Jul-14		Jun-14	Jul-14	
Trader price (US\$/Kg)	161	172	+7%	397	385	-3%

³ Simple average of all observations

Graph 2: Regional average⁴ price of dry opium from traders (January 2005 to July 2014)

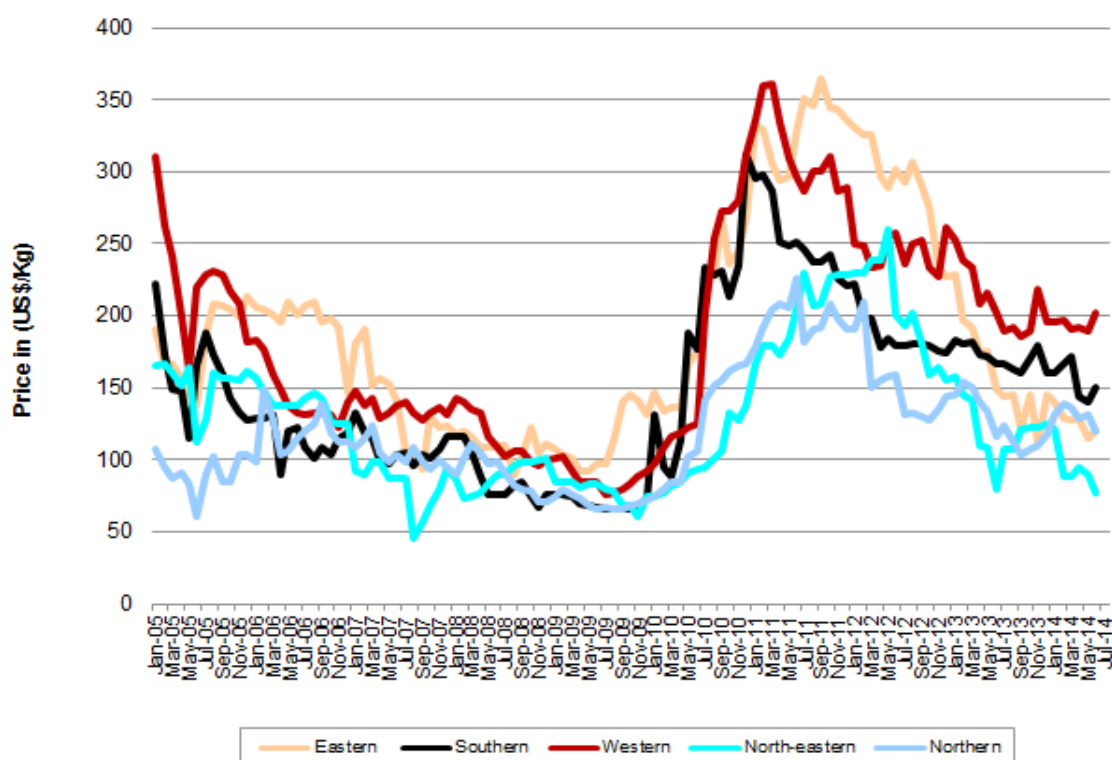


Table 4: Regional average⁴ price of dry opium at farm-gate and trader level in local currency

		Price of 1 kg of Dry Opium in local currency					
		Jun-14		Jul-14			
Region	Local currency	Farm-gate	Trader	Farm-gate	Trader	Change at farm-gate level (Jul-Jun) (%)	Change at trader level (Jul-Jun) (%)
Eastern region (Kunar, Laghman, Nangarhar)	Pakistani Rupee	11,265	11,501	12,828	13,027	+14%	+13%
Southern region (Hilmand, Kandahar, Uruzgan, Zabul)	Pakistani Rupee	13,471	14,405	13,169	14,116	-2%	-2%
Western region (Badghis, Ghor) *	Afghani	10,555	10,953	10,555	10,953	+0%	+0%
Western region (Farah, Hirat, Nimroz) *	Imanian Tuman	612,534	659,333	569,090	613,667	-7%	-7%
North-eastern region (Badakhshan, Kunduz, Takhar)	Afghani	3,375	4,345	3,375	4,345	+0%	+0%
Northern region (Baghlan, Balkh, Faryab)	Afghani	5,731	5,969	6,427	6,665	+12%	+12%

* Western region is divided in two groups because of prices available in two currencies.

⁴ Simple average of all observations

FRESH OPIUM

At the end of June 2014, the national average price of fresh opium decreased by **0.2%** from **US\$ 108.5/kg** in June 2014 to **US\$ 108.3/kg** in **July 2014** at the farm-gate level. Similarly, the national average price of fresh opium at trader level decreased by **2%** from **US\$ 111/kg** in June 2014 to **US\$ 109/kg** this month (July 2014).

Graph 3: National average⁵ price of fresh opium at farm-gate and trader level, US\$/kg (August 2009 to July 2014)

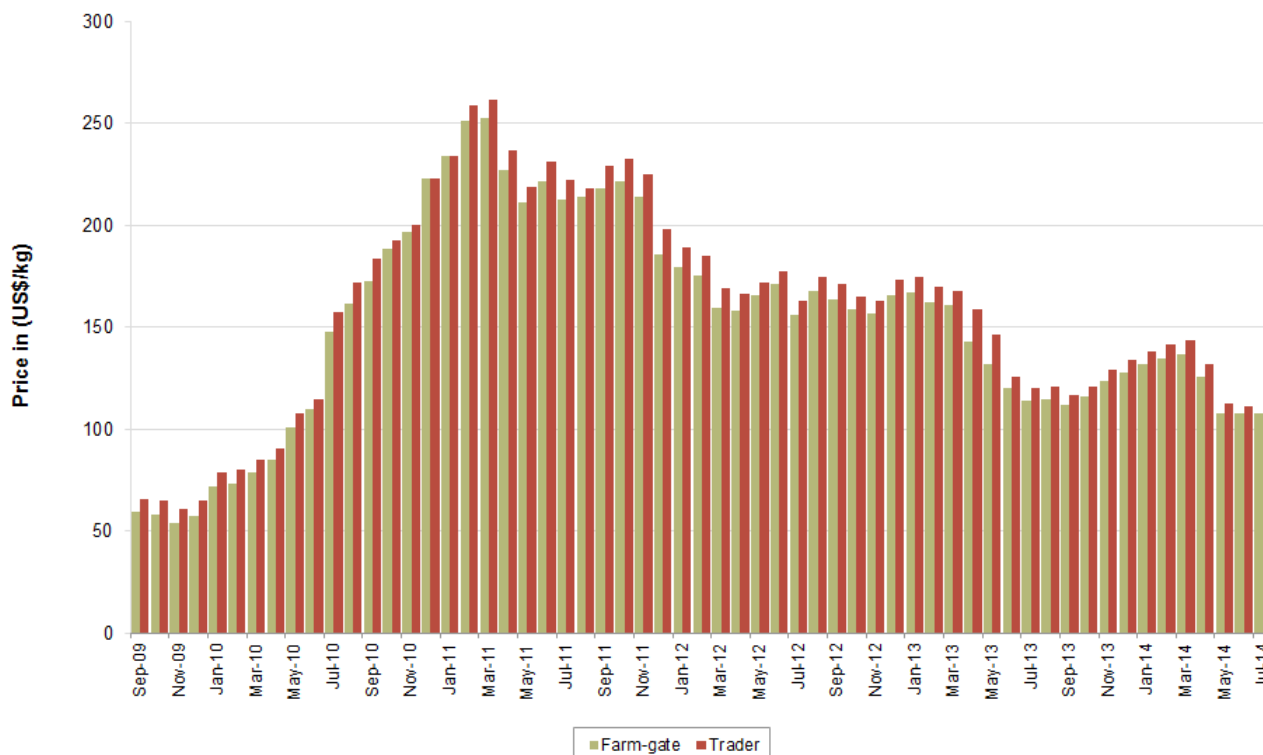


Table 5: Regional average⁵ price of fresh opium at farm-gate and trader level in local currency

		Price of 1 kg of Fresh Opium in local currency					
		Jun-14		Jul-14			
Region	Local currency	Farm-gate	Trader	Farm-gate	Trader	Change at farm-gate level (Jul-Jun) (%)	Change at trader level (Jul-Jun) (%)
Eastern region (Kunar, Laghman, Nangarhar)	Pakistani Rupee	7,938	8,149	10,583	10,803	+33%	+33%
Southern region (Hilmand, Kandahar, Uruzgan, Zabul)	Pakistani Rupee	11,971	12,677	11,694	12,317	-2%	-3%
Western region (Badghis, Ghor) *	Afghani	7,749	7,999	7,749	7,999	+0%	+0%
Western region (Farah, Hirat, Nimroz) *	Imanian Tuman	490,201	510,811	444,833	465,393	-9%	-9%
North-eastern region (Badakhshan, Kunduz, Takhar)	Afghani	1,625	3,068	2,399	2,975	+48%	-3%
Northern region (Baghlan, Balkh, Faryab)	Afghani	5,188	5,450	5,631	5,877	+9%	+8%

* Western region is divided in two groups because of prices available in two currencies

⁵ Simple average of all observations

HEROIN

There are several types of heroin available in Afghanistan with different quality. The prices of White powder (injection) in Nangarhar province, White powder (Crystal) in Kandahar and Balkh provinces, Off-white (Crystal)-100% in Badakhshan province and White powder-high quality (70-80% pure) in Hirat province are the most expensive heroin reported in Afghanistan. The cheapest heroin (**US\$ 46/kg**) is called as Khata # 2 reported in Nangarhar province.

Table 7: Prices of different types of Heroin in Afghanistan,(US\$/kg), Jul 2013 – Jul 2014

Province	Types of Heroin	Jul-13	Aug-13	Sep-13	Oct-13	Nov-13	Dec-13	Jan-14	Feb-14	Mar-14	Apr-14	May-14	Jun-14	Jul-14	Change (Jul-Jun) %
Badakhshan	Chara (20%)	1,322	1,326	1,556	2,185	1,709	1,753	1,224	1,094	1,095	1,104	1,009	1,023	1,030	+1%
	Off- white powder (Crystal) - 100%	3,173	3,182	3,423	3,462	4,113	4,219	3,585	3,281	3,286	2,408	2,220	2,250	2,266	+1%
Balkh	Best powder	3,247	3,359	3,381	3,503	3,517	3,389	3,512	3,590	3,621	3,509	3,514	3,618	3,680	+2%
	White powder (Crystal)	4,178	4,243	3,423	4,186	4,106	4,060	4,180	4,192	4,212	4,140	4,123	4,221	4,227	+0%
Hirat	Morphine	1,082	1,212	1,267	1,500	2,193	1,759	1,856	2,007	1,891	2,015	2,009	2,103	2,044	-3%
	Off- white coarse powder (Crystal)	1,591	2,061	1,943	2,100	2,618	2,043	2,041	1,997	1,563	1,346	1,339	1,385	1,425	+3%
	White powder - high quality (70-80% pure)	2,768	2,781	2,864	2,893	3,768	2,922	2,942	2,877	2,713	2,890	2,953	3,110	3,000	-4%
	White powder - low quality (less than 50% pure)	1,441	1,461	1,493	1,473	1,939	1,461	1,478	1,465	1,331	1,413	1,431	1,483	1,480	+0%
Kandahar	Morphine	2,089	2,120	1,981	2,073	2,046	2,000	2,007	2,077	2,165	2,062	2,099	2,139	2,084	-3%
	Off- white powder (Batan) - high quality	1,870	1,896	1,793	1,838	1,814	1,810	1,816	1,884	1,959	1,856	1,884	1,930	1,879	-3%
	Off- white powder (Batan) - low quality	1,244	1,264	1,179	1,225	1,209	1,143	1,147	1,237	1,237	1,237	1,249	1,283	1,239	-3%
	White powder (Crystal)	3,184	3,209	3,066	3,110	3,069	3,048	3,058	3,285	3,299	3,093	3,072	3,129	3,067	-2%
Nangarhar	Best powder	1,656	1,654	1,141	998	930	1,190	1,242	1,103	1,241	1,134	1,020	1,040	1,219	+17%
	Chara # 1	90	97	114	124	84	86	115	77	114	82	82	94	81	-13%
	Chara # 2	50	58	57	57	37	48	76	58	62	41	41	73	51	-30%
	Khata # 1	80	78	76	86	74	76	76	67	83	52	60	73	71	-2%
	Khata # 2	40	49	48	48	28	38	38	48	52	31	31	52	46	-12%
	Off- white powder (Batan)	2,811	2,773	2,663	2,566	1,860	1,905	1,911	1,726	1,964	2,062	1,938	1,769	1,828	+3%
	White powder (Injection)	3,814	3,893	3,139	3,041	2,604	2,571	2,676	2,686	2,895	2,577	2,447	2,289	2,437	+6%
Takhar	Off- white powder (Crystal) - 60%	1,904	1,909	2,517	2,545	2,708	2,779	2,099	2,038	2,041	1,606	1,413	1,432	1,442	+1%

Graph 4: Prices of different types of heroin in Afghanistan, (US\$/kg), July 2014

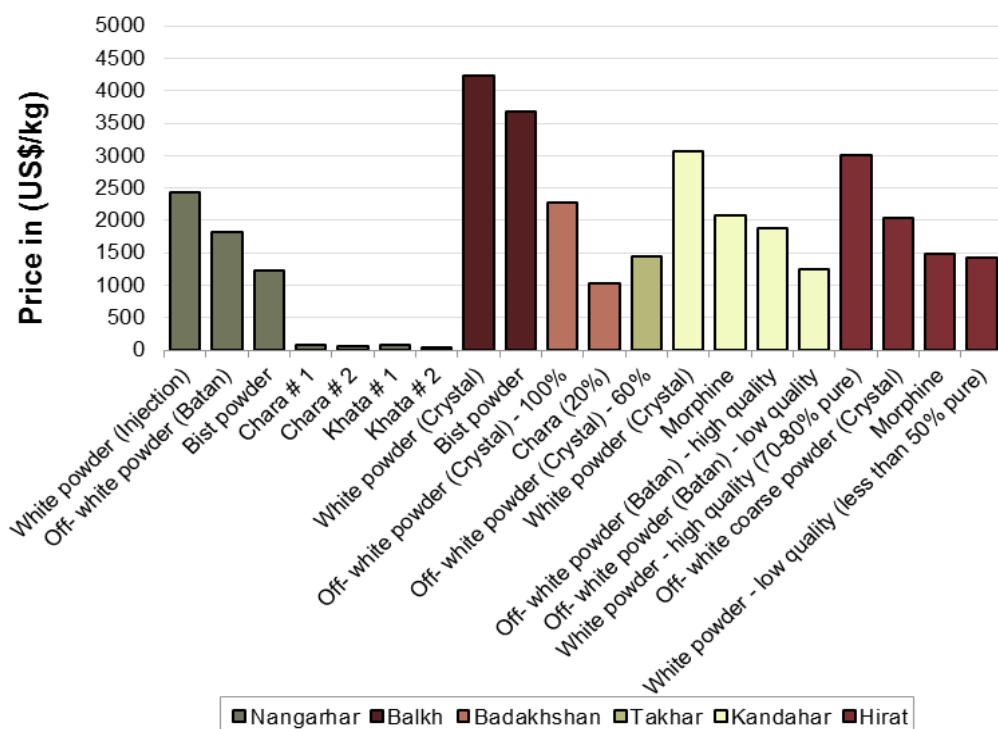


Table 8: Prices of 1 kilogram of different types of Heroin in local currency

Province	Types of heroin	Local currency	Prices of 1 kg of different types of heroin in local currency		Change (Jul-Jun) %
			Jun-14	Jul-14	
Badakhshan	Chara (20%)	Afghani	58,000	58,000	+0%
	Off- white powder (Crystal) - 100%	Afghani	127,600	127,600	+0%
Balkh	Bist powder	Afghani	205,200	207,200	+1%
	White powder (Crystal)	Afghani	239,400	238,000	-1%
Hirat	Morphine	Iranian Tuman	6,680,000	6,310,000	-6%
	Off- white coarse powder (Crystal)	Iranian Tuman	4,400,000	4,400,000	+0%
	White powder - high quality (70-80% pure)	Iranian Tuman	9,880,000	9,260,000	-6%
	White powder - low quality (less than 50% pure)	Iranian Tuman	4,710,000	4,570,000	-3%
Kandahar	Morphine	Pakistani Rupee	205,100	205,200	+0%
	Off- white powder (Batan) - high quality	Pakistani Rupee	185,000	185,000	+0%
	Off- white powder (Batan) - low quality	Pakistani Rupee	123,000	122,000	-1%
	White powder (Crystal)	Pakistani Rupee	300,000	302,000	+1%
Nangarhar	Bist powder	Pakistani Rupee	100,000	120,000	+20%
	Chara # 1	Pakistani Rupee	9,000	8,000	-11%
	Chara # 2	Pakistani Rupee	7,000	5,000	-29%
	Khata # 1	Pakistani Rupee	7,000	7,000	+0%
	Khata # 2	Pakistani Rupee	5,000	4,500	-10%
	Off- white powder (Batan)	Pakistani Rupee	170,000	180,000	+6%
	White powder (Injection)	Pakistani Rupee	220,000	240,000	+9%
Takhar	Off- white powder (Crystal) - 60%	Pakistani Rupee	81200	81200	+0%

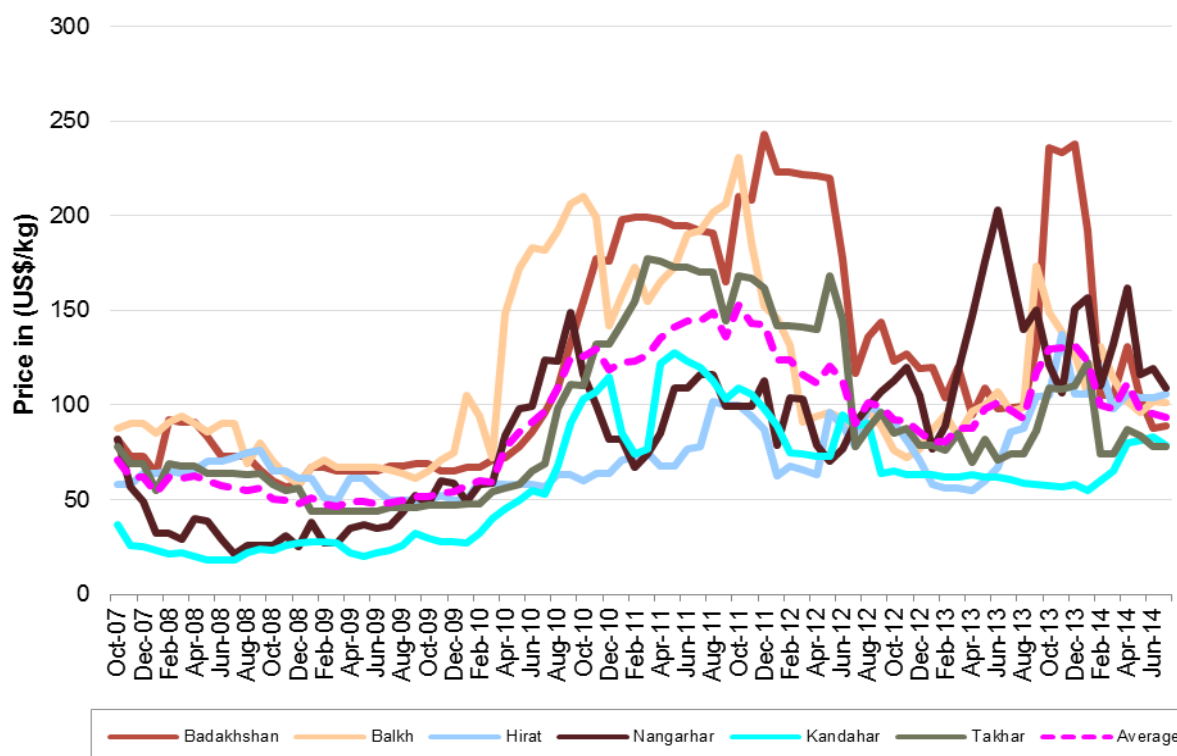
CANNABIS RESIN:

There are mainly three types of cannabis resin available in Afghanistan namely Garda # 1, # 2 and # 3 with quality as best, moderate and fair respectively. Garda # 1 (Shirak) in Badakhshan province was the most expensive cannabis resin because of its pure quality however, the price has been decreased significantly in the month of March due to low demand and increasing security check points. Earlier Garda # 1 (Jooshi) of Balkh province was most expensive and popular because of its high quality however it lost its demand due to its blending with lower quality hashish.

Table 9: Prices of different types of cannabis resin in Afghanistan, (US\$/kg), Jul 2013 - Jul 2014

Province	Types of cannabis resin	Jul-13	Aug-13	Sep-13	Oct-13	Nov-13	Dec-13	Jan-14	Feb-14	Mar-14	Apr-14	May-14	Jun-14	Jul-14	Change (Jul-Jun) %
Badakhshan	Garda # 1 (Shirak)	98.7	99	130	236	233	238	192	105	105	131	104	88	89	+1%
Balkh	Garda # 1 (Jooshi)	97	99	173	149	138	127	114	131	114	102	96	102	101	-1%
	Garda # 2 (Morchajosh)	70	74	139	114	112	97	88	96	87	79	73	97	94	-3%
Hirat	Garda # 1	86	88	104	105	137	106	106	120	98	106	104	104	106	+2%
	Garda # 2	60	62	69	70	86	67	53	67	58	53	61	60	53	-12%
Kandahar	Garda # 1	61	59	58	58	57	58	55	60	65	80	81	83	79	-4%
	Garda # 2	44	43	42	41	41	42	39	39	46	47	47	49	47	-2%
	Garda # 3	22	22	21	21	21	21	19	20	25	27	28	30	27	-8%
Nangarhar	Garda # 1	171	140	150	121	106	151	157	110	132	162	116	119	109	-9%
	Garda # 2	114	98	68	54	60	89	96	82	88	74	65	67	58	-14%
	Garda # 3	57	29	27	27	27	34	41	34	44	44	36	33	22	-34%
Takhar	Garda # 1 (Shirak)	74	74	87	109	108	110	122	74	74	87	84	78	78	+1%

Graph 5: Average⁶ price of cannabis resin (Garda # 1, best quality) in US\$/kg, Oct 2007 - Jul 2014



⁶ Simple average of all observations

Graph 6: Prices of different types of cannabis resin in Afghanistan, (US\$/kg), July 2014

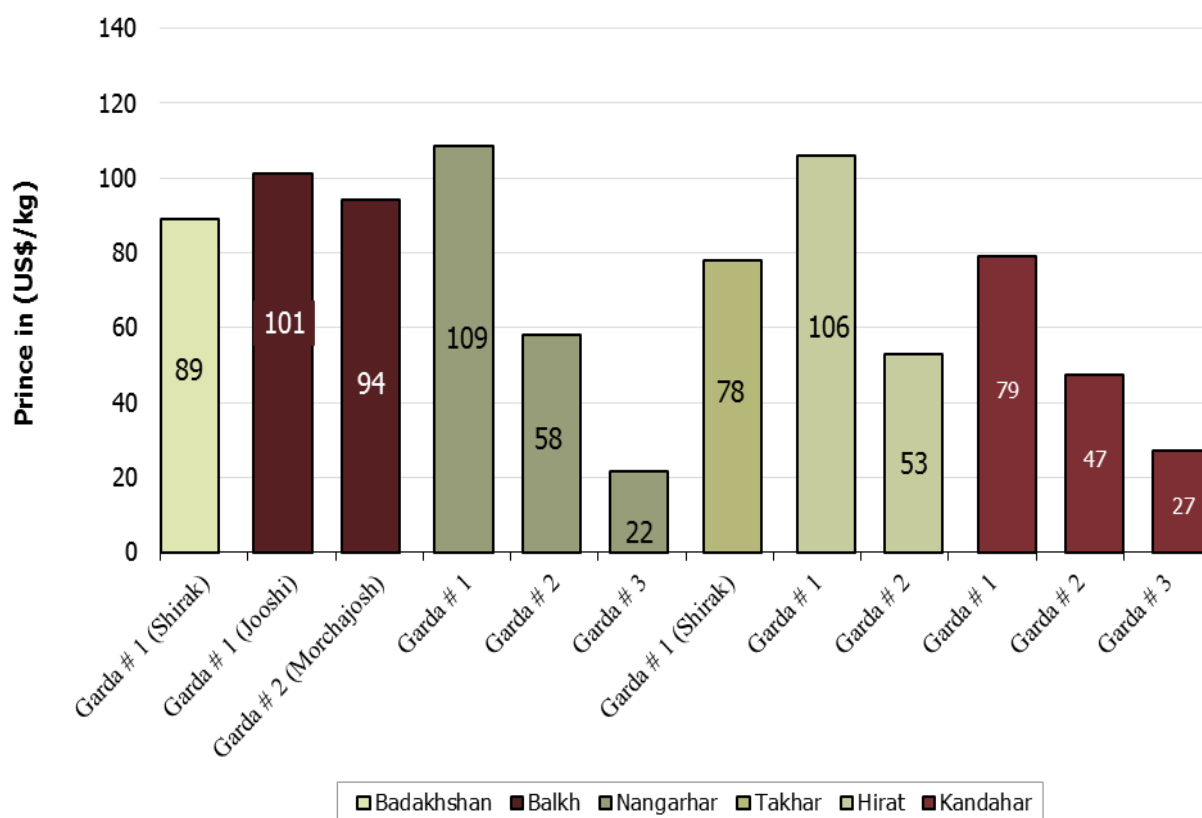


Table 10: Prices of 1 kilogram of different types of cannabis resin in Afghanistan in local currency, June 2014 – July 2014

			Prices of 1 kg of different types of cannabis resin in local currency		Change (Jul-Jun) %
Province	Types of cannabis resin	Local currency	Jun-14	Jul-14	
Badakhshan	Garda # 1 (Shirak)	Afghani	5,000	5,000	+0%
Balkh	Garda # 1 (Jooshi)	Afghani	5,800	5,700	-2%
	Garda # 2 (Morchajosh)	Afghani	5,500	5,300	-4%
Hirat	Garda # 1	Iranian Tuman	330,000	327,000	-1%
	Garda # 2	Iranian Tuman	190,000	163,000	-14%
Kandahar	Garda # 1	Pakistani Rupee	7,933	7,778	-2%
	Garda # 2	Pakistani Rupee	4,667	4,667	+0%
	Garda # 3	Pakistani Rupee	2,844	2,667	-6%
Nangarhar	Garda # 1	Pakistani Rupee	11,428	10,714	-6%
	Garda # 2	Pakistani Rupee	6,428	5,714	-11%
	Garda # 3	Pakistani Rupee	3,142	2,142	-32%
Takhar	Garda # 1 (Shirak)	Afghani	4,400	4,400	+0%

LICIT CROPS:

Prices of wheat, cotton, saffron, rice (imported) and rice (local) collected in six provinces of Afghanistan are shown in below table.

Table 11: Prices of wheat, cotton, saffron, imported and local rice in Afghanistan in local currency, July 2014

Province	Types of crops	Price/Kg in Pakistani Rupee (PRs)	Price/Kg in Afghani (AFs)	Price/Kg in (US\$)
Badakhshan	Wheat	-	18	0.3
Badakhshan	Rice Imported	-	87	1.5
Badakhshan	Rice Local	-	42	0.7
Balkh	Wheat	-	20	0.4
Balkh	Cotton	-	50	0.9
Balkh	Rice Imported	-	92	1.6
Balkh	Rice Local	-	65	1.2
Hirat	Wheat	-	25	0.4
Hirat	Cotton	-	85	1.5
Hirat	Saffron	-	90,000	1,600
Hirat	Rice Imported	-	80	1.4
Hirat	Rice Local	-	60	1.1
Kandahar	Wheat	49	-	0.5
Kandahar	Cotton	185	-	1.9
Kandahar	Rice Imported	140	-	1.4
Nangarhar	Wheat	37	-	0.4
Nangarhar	Cotton	185	-	1.9
Nangarhar	Rice Imported	131	-	1.3
Nangarhar	Rice Local	47	-	0.5
Takhar	Wheat	-	17	0.3
Takhar	Rice Imported	-	82	1.5
Takhar	Rice Local	-	37	0.7

Table 12: Prices of wheat, cotton, saffron, imported and local rice in Afghanistan, (US\$/kg), July 2013 – July 2014

Types of crops	Jul-13	Aug-13	Sep-13	Oct-13	Nov-13	Dec-13	Jan-14	Feb-14	Mar-14	Apr-14	May-14	Jun-14	Jul-14	Increase/Decrease (%)
Wheat	0.35	0.35	0.34	0.35	0.39	0.41	0.41	0.38	0.40	0.41	0.39	0.38	0.38	+2%
Cotton	1.4	1.4	1.3	1.3	1.3	1.4	1.4	1.4	1.6	1.5	1.5	1.6	1.5	-1%
Saffron	1,492	1,500	1,470	1,488	1,388	1,419	1,405	1,307	1,397	1,404	1,564	1,589	1,600	+1%
Rice (Imported)	1.4	1.4	1.4	1.4	1.4	1.5	1.5	1.4	1.4	1.5	1.4	1.5	1.5	-1%
Rice (Local)	0.9	0.9	0.9	0.9	1.0	1.0	0.8	0.8	0.7	0.8	0.7	0.8	0.8	+2%

CANNABIS AND POPPY SEEDS:

Prices of cannabis and poppy seeds collected from eighteen provinces of Afghanistan are tabulated below.

Table 13: Prices of cannabis and poppy seeds in local currency, June 2014 – July 2014

Province	Types of seed	Local currency	Prices of 1 kg of cannabis seed and poppy seed in local currency		Change (Jul-Jun) (%)
			Jun-14	Jul-14	
Badakhshan	Poppy seed	Afghani	30	30	+0%
	Cannabis seed	Afghani	25	25	+0%
Baghlan	Poppy seed	Afghani	30	30	+0%
	Cannabis seed	Afghani	20	20	+0%
Balkh	Poppy seed	Afghani	40	50	+25%
	Cannabis seed	Afghani	20	20	+0%
Farah	Poppy seed	Afghani	38	40	+7%
	Cannabis seed	Afghani	35	43	+21%
Faryab	Poppy seed	Afghani	80	80	+0%
	Cannabis seed	Afghani	20	25	+25%
Hilmand	Poppy seed	Afghani	36	36	+0%
	Cannabis seed	Afghani	22	22	+0%
Hirat	Poppy seed	Afghani	40	35	-13%
	Cannabis seed	Afghani	41	38	-9%
Kabul	Poppy seed	Afghani	15	20	+33%
Kandahar	Poppy seed	Afghani	38	38	+0%
	Cannabis seed	Afghani	22	22	+0%
Kapisa	Poppy seed	Afghani	15	15	+0%
Kunar	Poppy seed	Pakistani Ruppee	35	29	-17%
Laghman	Poppy seed	Pakistani Ruppee	35	29	-17%
Logar	Cannabis seed	Afghani	32	30	-6%
Nangarhar	Poppy seed	Pakistani Ruppee	29	26	-10%
	Cannabis seed	Pakistani Ruppee	14	14	+0%
Paktya	Cannabis seed	Afghani	27	22	-19%
Takhar	Poppy seed	Afghani	35	35	+0%
	Cannabis seed	Afghani	16	18	+13%
Uruzgan	Poppy seed	Afghani	38	38	+0%
	Cannabis seed	Afghani	18	18	+0%
Zabul	Poppy seed	Afghani	40	40	+0%
	Cannabis seed	Afghani	24	24	+0%

Table 13: Prices of cannabis and poppy seeds in Afghanistan, (US\$/kg), July 2013 – July 2014

Types of seeds	Jul-13	Aug-13	Sep-13	Oct-13	Nov-13	Dec-13	Jan-14	Feb-14	Mar-14	Apr-14	May-14	Jun-14	Jul-14	Increase/Decrease (%)
Cannabis seed	0.41	0.40	0.38	0.40	0.41	0.44	0.34	0.37	0.37	0.39	0.40	0.43	0.44	+2%
Poppy seed	0.58	0.57	0.55	0.58	0.61	0.69	0.54	0.60	0.59	0.58	0.57	0.58	0.59	+2%

PRICES OF HEROIN, OPIUM AND HASHISH AT CONSUMER LEVEL:

The consumer prices of heroin, opium and hashish collected from different regions of Afghanistan are as below. The quality of product varies widely in different regions.

Graph 7: Regional average⁷ prices of heroin, opium and hashish at consumer level in (US\$/Kg), July 2014

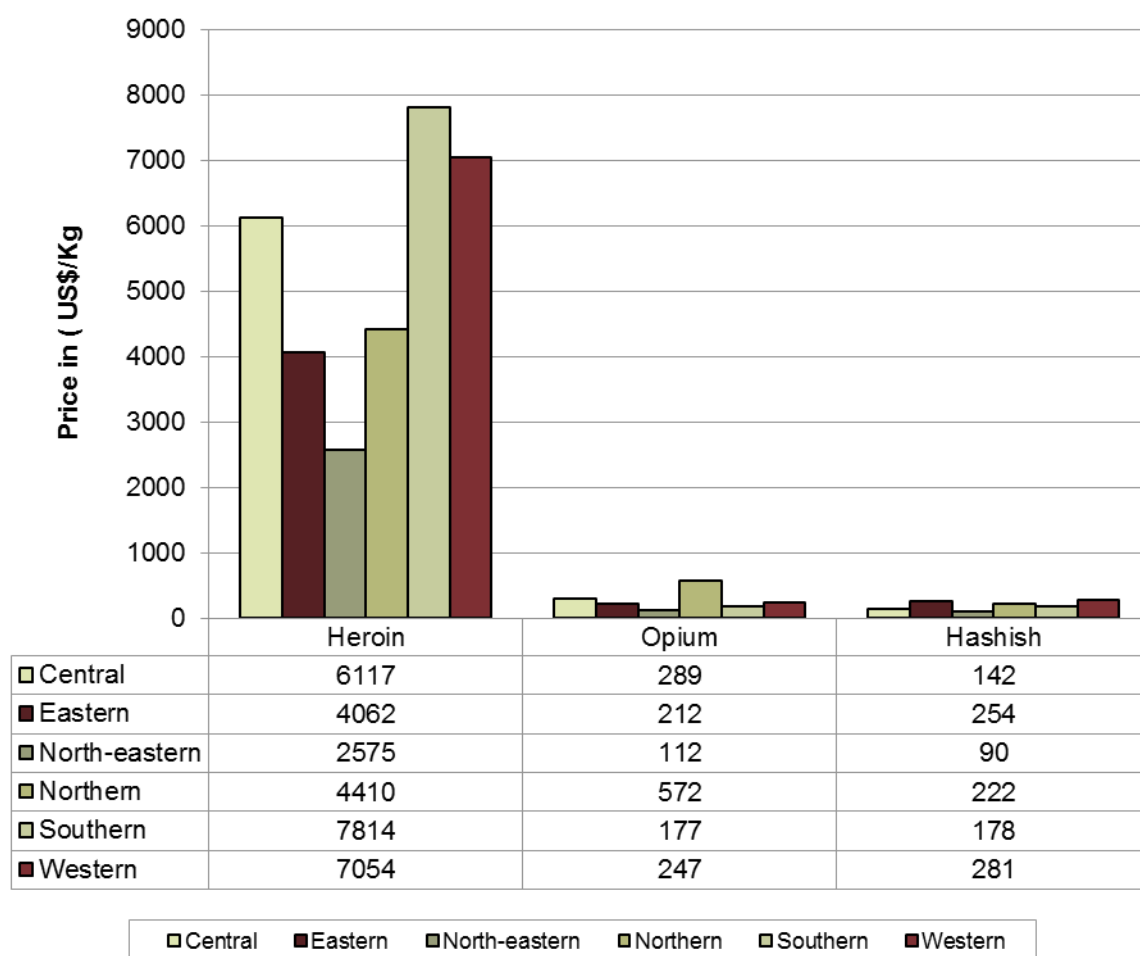


Table 15: Average⁸ prices of Heroin, Opium and Hashish at consumer level in Afghanistan, (US\$/kg), July 2013 - July 2014

Types of drug	Average prices in (US\$/kg)													Change (Jul-Jun) (%)
	Jul-13	Aug-13	Sep-13	Oct-13	Nov-13	Dec-13	Jan-14	Feb-14	Mar-14	Apr-14	May-14	Jun-14	Jul-14	
Heroin	5,431	5,337	4,664	5,218	5,318	5,261	4,718	5,389	5,538	5,277	5,246	5,236	5,120	-2%
Opium	305	306	309	319	327	330	323	427	336	329	292	283	286	+1%
Hashish	174.5	174	198	203	206	220	197	204	214	206	202	207	199	-4%

⁷ Simple average of all observations

PRICES OF DRUGS IN PAKISTAN:

The prices of different types of opium, heroin and hashish reported from Peshawar and Quetta in Pakistan are as below:

A. PESHAWAR

OPIUM:

There are three types of dry opium namely Opium - Afghanistan (opium of Afghanistan), Opium - Terra and Opium - Tapa (adulterated) available in Peshawar, Pakistan. Opium-Terra is the most expensive opium reported in Peshawar.

Table 14: Prices of different types of opium in Peshawar, Pakistan in (US\$/Kg):

Types of opium	Jul-13	Aug-13	Sep-13	Oct-13	Nov-13	Dec-13	Jan-14	Feb-14	Mar-14	Apr-14	May-14	Jun-14	Jul-14	Change (Jul-Jun) %
Opium - Terra	370	351	332	323	307	304	267	264	289	290	286	248	241	-3%
Opium - Afghanistan	300	293	275	266	261	266	220	216	233	232	227	227	222	-2%
Opium - Tapa (adulterated)	240	225	209	204	195	195	177	173	191	185	185	186	182	-2%

HEROIN:

There are three types of heroin namely White (Injection), Yellow (Batan) and Saada (Ordinary) available in Peshawar, Pakistan. White (injection) type is the most expensive heroin reported in Peshawar.

Table 15: Prices of different types of heroin in Peshawar, Pakistan in (US\$/Kg):

Types of heroin	Jul-13	Aug-13	Sep-13	Oct-13	Nov-13	Dec-13	Jan-14	Feb-14	Mar-14	Apr-14	May-14	Jun-14	Jul-14	Change (Jul-Jun) %
Heroin - White (Injection)	4,198	4,150	3,989	4,040	3,908	3,943	2,864	2,925	3,204	3,290	3,369	3,461	3,377	-2%
Heroin - Yellow (Batan)	3,998	3,954	3,799	3,849	3,722	3,800	2,673	2,733	2,997	3,085	3,165	3,254	3,195	-2%
Heroin - Saada (Ordinary)	2,249	2,197	2,089	2,120	2,047	2,071	1,623	1,650	1,798	1,799	1,837	1,911	1,846	-3%

HASHISH:

There are three types of hashish namely Hashish - Garda # 1, # 2 and # 3 available in Peshawar, Pakistan. Hashish-Garda#1 is the most expensive hashish reported in Peshawar.

Table 16: Prices of different types of Hashish in Peshawar, Pakistan in (US\$/Kg):

Types of hashish	Jul-13	Aug-13	Sep-13	Oct-13	Nov-13	Dec-13	Jan-14	Feb-14	Mar-14	Apr-14	May-14	Jun-14	Jul-14	Change (Jul-Jun) %
Hashish - Garda # 1	565	586	617	646	614	618	535	547	594	596	612	620	619	-0.2%
Hashish - Garda # 2	480	459	465	475	456	456	449	446	486	483	490	506	502	-1%
Hashish - Garda # 3	420	410	408	418	400	399	372	379	408	401	393	403	401	-1%

Table 17: Prices of different types of drugs in Peshawar, Pakistan in local currency, (Pak Rupee/kg):

		Price in (Pakistani Rupee)/kg	
Types of drugs	Jun-14	Jul-14	Change (Jul-Jun) %
Opium -Afghanistan	22,000	21,900	+0%
Opium -Tapa (Adulterated)	18,000	17,950	+0%
Opium -Terra	24,000	23,800	-1%
Heroin -White (Injection)	335,000	333,000	-1%
Heroin -Yellow (Batan)	315,000	315,000	+0%
Heroin -Saada (Ordinary)	185,000	182,000	-2%
Hashish -Garda # 1	60,000	61,000	+2%
Hashish -Garda # 2	49,000	49,500	+1%
Hashish -Garda # 3	39,000	39,500	+1%

B. QUETTA

OPIUM:

Table 18: Prices of different quality of opium in Quetta, Pakistan in (US\$/Kg):

Quality of opium	Jul-13	Aug-13	Sep-13	Oct-13	Nov-13	Dec-13	Jan-14	Feb-14	Mar-14	Apr-14	May-14	Jun-14	Jul-14	Change (Jul-Jun) %
High quality	480	457	437	428	415	431	334	336	360	388	367	364	355	-3%
Medium quality	420	389	380	380	369	383	267	254	267	276	265	260	254	-3%
Low quality	380	369	342	333	323	336	210	211	226	235	224	229	203	-11%

HEROIN:

Table 19: Prices of different quality of heroin in Quetta, Pakistan in (US\$/Kg):

Quality of heroin	Jul-13	Aug-13	Sep-13	Oct-13	Nov-13	Dec-13	Jan-14	Feb-14	Mar-14	Apr-14	May-14	Jun-14	Jul-14	Change (Jul-Jun) %
High quality (Crystal)	5,898	5591	5318	5133	4847	4985	3628	3453	3599	3673	3571	3641	3398	-7%
Medium quality	3,399	3209	3039	2946	2862	2972	2864	2877	3085	3061	3061	2913	2789	-4%
Low quality	1,999	1945	1899	1853	1754	1821	1671	1678	1799	1837	1786	1664	1521	-9%

HASHISH:

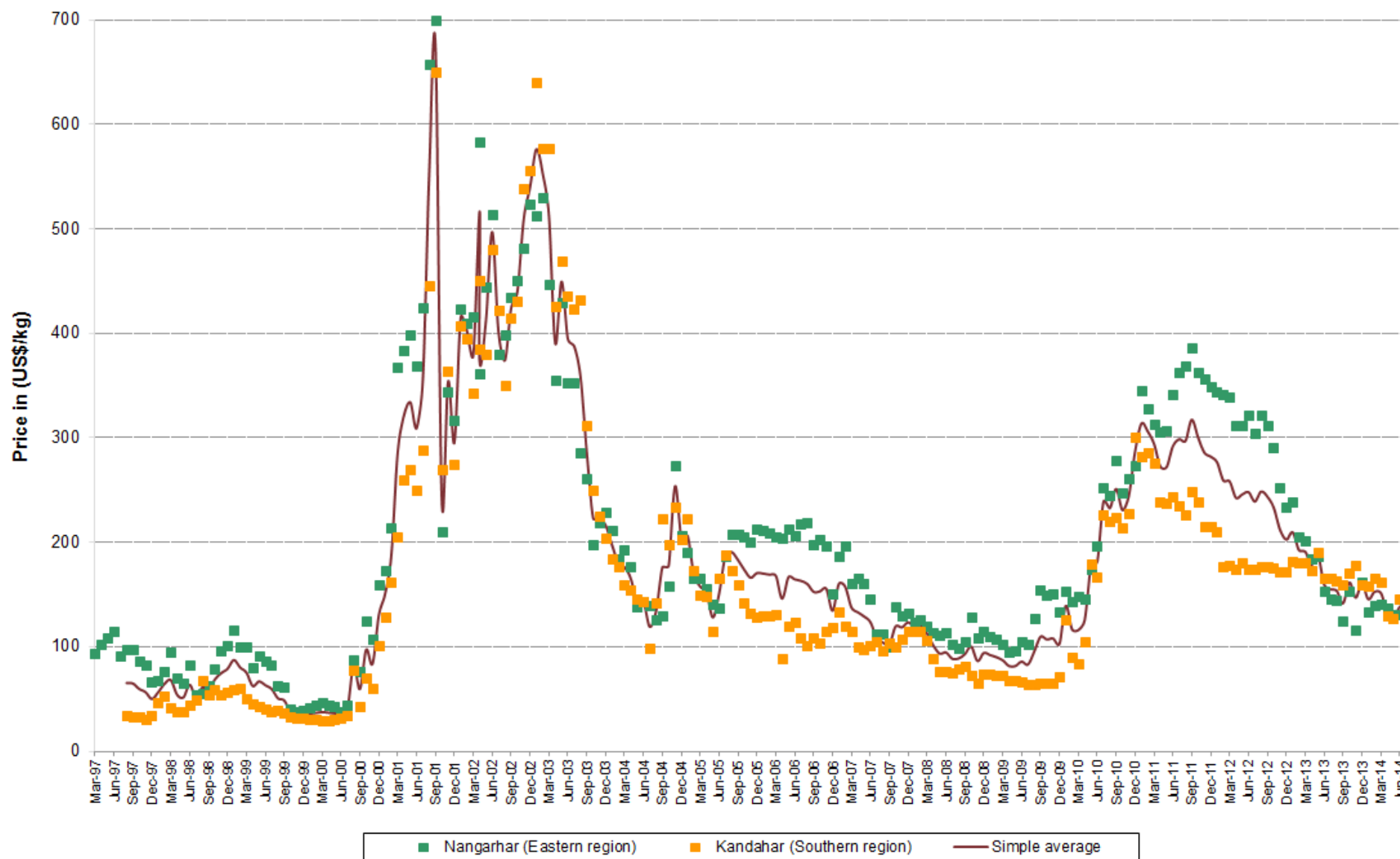
Table 20: Prices of different quality of Hashish in Quetta, Pakistan in (US\$/Kg):

Quality of hashish	Jul-13	Aug-13	Sep-13	Oct-13	Nov-13	Dec-13	Jan-14	Feb-14	Mar-14	Apr-14	May-14	Jun-14	Jul-14	Change (Jul-Jun) %
High quality	470	447	418	418	406	431	535	537	566	612	612	624	588	-6%
Medium quality	430	408	380	361	342	355	458	432	463	490	510	520	507	-3%

Table 21: Prices of different types of drugs in Quetta, Pakistan in local currency, (Pak Rupee/kg):

Types of drugs	Price in (Pakistani Rupee)/kg		
	Jun-14	Jul-14	Change (Jul-Jun) %
Opium -High quality	35,000	35,000	+0%
Opium -Medium quality	25,000	25,000	+0%
Opium -Low quality	22,000	20,000	-9%
Heroin -High quality (Crystal)	350,000	335,000	-4%
Heroin -Medium quality	280,000	275,000	-2%
Heroin -Low quality	160,000	150,000	-6%
Hashish -High quality	60,000	58,000	-3%
Hashish -Medium quality	50,000	50,000	+0%

Graph 8: Average price of dry opium collected from traders in Nangarhar and Kandahar provinces (US\$/Kg), Mar 1997 – July 2014



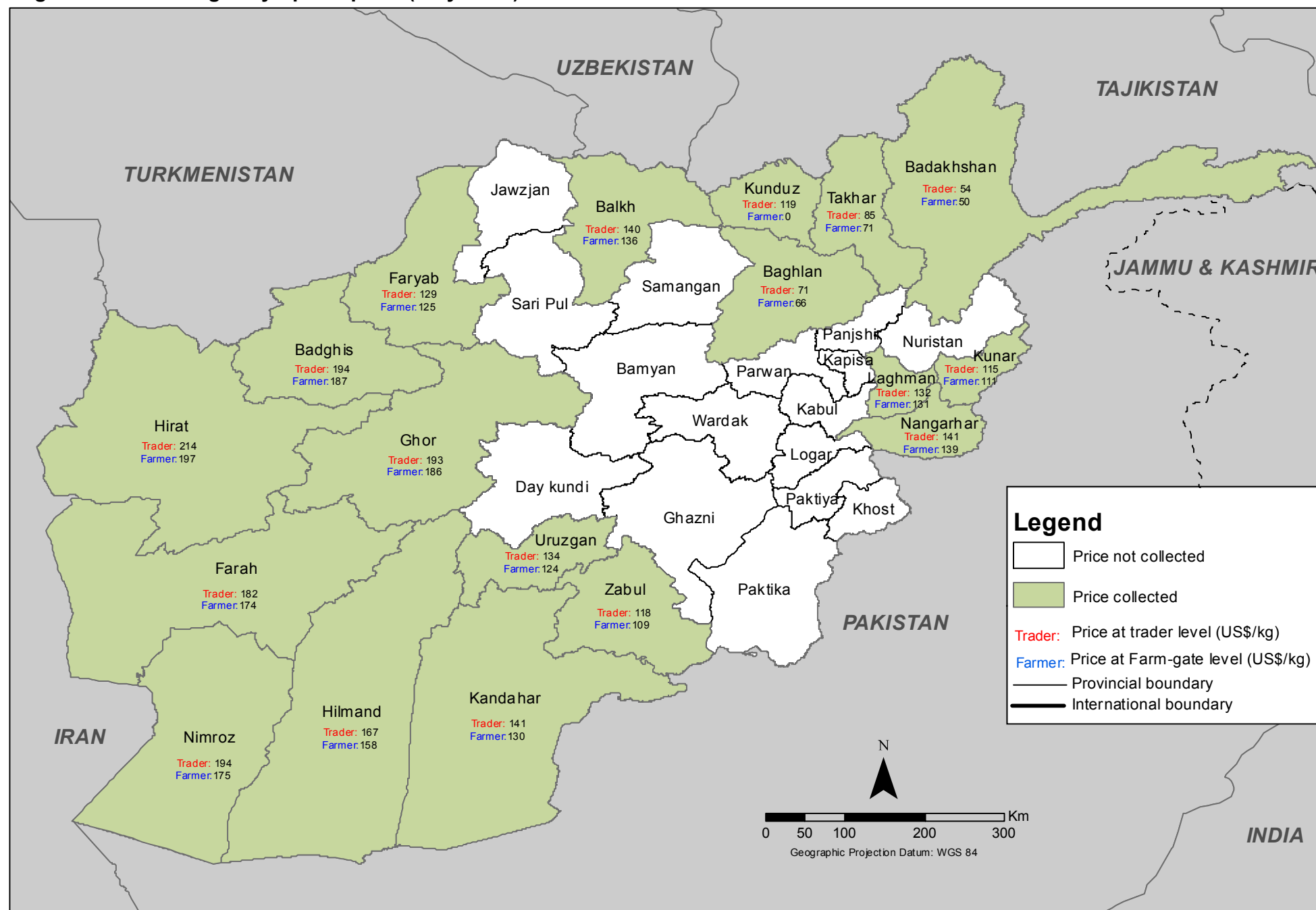
Methodology

- Prices are collected in the last week of every month from around twenty farmers and equal numbers of trader prices are collected by MCN Survey coordinators generally from different farmers and traders each month; however the price data collection is sourced from a few known farmers and traders as well.
- Opium prices are collected from 18 of 34 provinces namely Badakhshan, Baghlan, Badghis, Balkh, Farah, Faryab, Ghor, Hilmand, Hirat, Kandahar, Kunar, Kunduz, Laghman, Nangarhar, Nimroz, Uruzgan, Takhar and Zabul. The prices of dry and fresh opium are collected from farmers (at farm-gate level) and traders (at trader level).
- Different varieties of heroin, morphine and cannabis resin prices are collected from six provinces of Afghanistan namely Badakhshan, Balkh, Hirat, Nangarhar, Kandahar and Takhar.
- Prices of some licit crops such as wheat, saffron, imported and local rice is also collected from six provinces of Afghanistan and included in this report.
- Prices of poppy seeds, cannabis seeds and acetic anhydride are included in the report as well.
- Different varieties of opium, heroin and hashish prices are also collected from Peshawar as well as Quetta province of Pakistan. Prices are collected and reported by UNODC office in Peshawar and Quetta in Pakistan.
- The prices are also presented in local currency for convenience of certain analysis; however the national average prices are presented in USD. At the regional level, average prices are reflected in local currency with exception of the Western region since prices are reported in two different currencies.
- Prices are reported in different currencies in different regions. The prices in Eastern region (Kunar, Laghman and Nangarhar) and Southern region (Kandahar, Hilmand, Uruzgan and Zabul) are reported in Pakistani rupees. In Northern (Balkh, Baghlan, Farayb) and North-eastern (Badakhshan, Kunduz, Takhar) regions, the prices are reported in Afghani. However, prices are reported in two different currencies namely Afghani and Iranian Tuman in Western region. The prices are converted in US\$ using the exchange rate from oanda.com site considering the rates on the same date the observation is made.

Number of observations of dry and fresh opium prices

	Number of observations (n)		Number of provinces price collected
	Farm-gate price	Trader price	
Dry Opium	182	193	18
Fresh Opium	182	183	18

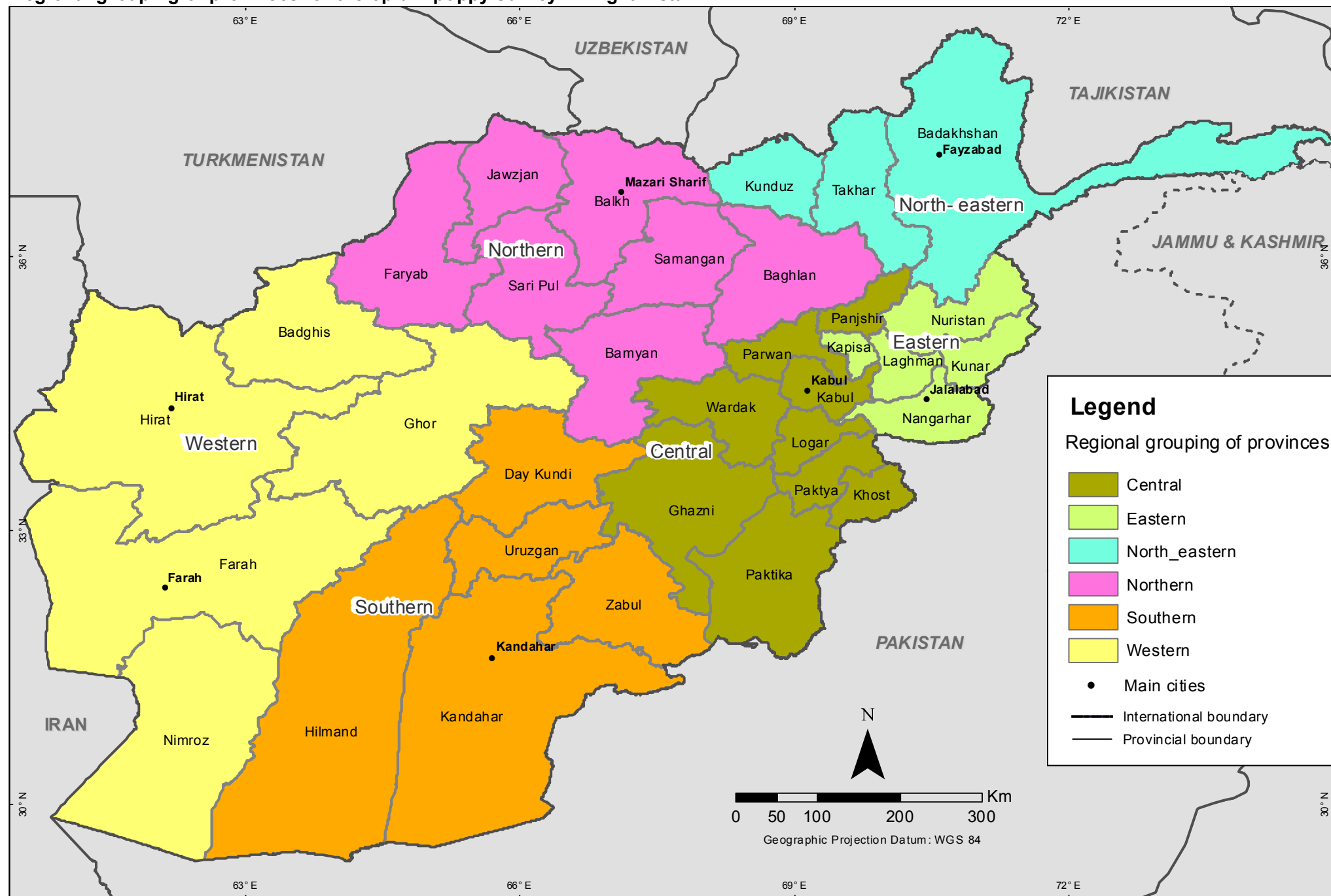
Afghanistan: Average dry opium price (July 2014)



Source: Government of Afghanistan - National monitoring system implemented by MCN / UNODC

Note: The boundaries and names shown and the designations used on this map do not imply official endorsement or acceptance by the United Nations.

Regional grouping of provinces for the opium poppy survey in Afghanistan



Source: Government of Afghanistan. National monitoring system implemented by UNODC

Note: The boundaries and names shown and the designations on this map do not imply official endorsement or acceptance by the United Nations.