



**Islamic Republic of Afghanistan
Ministry of Counter Narcotics
Narcotics Survey Directorate**



**UNODC
United Nations Office on
Drugs and Crime**

January 2018

Afghanistan Drug Price Monitoring Monthly Report



**Ministry of Counter Narcotics, Islamic Republic of Afghanistan, Kabul
And
United Nations Office on Drugs and Crime, Kabul**

ACKNOWLEDGEMENTS

The following organizations and individuals contributed to the drug price data collection, analysis and preparation of this report:

Ministry of Counter-Narcotics

Prof. Salamat Azimi (Minister), Dr. Javid Ahmad Qaem (Deputy Minister Policy and coordination), Sayed Faisal Hosainy (Deputy Minister Admin and Finance), Sayed Najibullah Ahmadi (Director of Narcotics Survey Directorate), Saraj Ahmad Yousufzai (Deputy Director of Narcotics Survey Directorate), Nasir Ahmad Karimi (Deputy Director of Narcotics Survey Directorate), Mohammad Ajmal Sultani (Statistical Data Analyst), Mohammad Hakim Hayat (GIS & Remote sensing analyst), Ahmad Shabir Tayeeb (GIS & Remote Sensing Analyst), Sayed Shahenshah Sadat (Quality Control and Digit Specialist), Ahmad Mustafa Safi (Database Analysis & Statistics Member), Najeem Alcozai (Database Analysis & Statistics Member), Karimdad Qadari (Database Analysis & Statistics Member), and Salma Rezayee (Admin Officer).

Survey Coordinators

Mohammad Yonus Haqdost (Central Region), Mohammed Ishaq Anderabi (North-Eastern Region), Abdul Latif Ehsan (Western Region), Fida Mohammad (Northern Region), Khalil Ahmad (Southern Region) and Abdullah Dawodkhel (Eastern Region).

United Nations Office on Drugs and Crime

Devashish Dhar (International Project Coordinator) Abdul Manan Ahmadzai (Senior Survey Officer), Noor Mohammad Sadiq (Senior Database Developer), Ahmad Jawid Ghiasee and Sayed Mehdi Sadat (Remote sensing analysts), Ziaulhaq Sidiqi (GIS Associate).

Survey Coordinators

Rahimullah Omar (Central Region)

Operation support: Asif Majeed (Administrative Officer), Bari Chowdhury (Security Adviser)

Abbreviations

MCN: Ministry of Counter Narcotics

UNODC: United Nations Office on Drugs and Crime

CONTENTS:

1	KEY FINDINGS:	4
	1.1 Trends of drug prices	4
2	INTRODUCTION:	5
3	OPIUM:	6
	3.1. Dry opium	6
	3.1.1 Dry Opium (Chaynaki Quality)	8
3.2	FRESH OPIUM:	9
4	HEROIN:	10
5	CANNABIS RESIN:	11
6	SEEDS: CANNABIS AND POPPY	13
7	PRICES OF HEROIN, OPIUM AND HASHISH AT CONSUMER LEVEL:...	14
8	PRICE OF ACETIC ANHYDRIDE	14
9	LICIT CROPS:	15
10	METHODOLOGY:	16

1 KEY FINDINGS:

1.1 Trends of drug prices.

	By Month			By Year		
	December_2017	January_2018	Change %	January_2017	January_2018	Change %
Dry opium Farm-gate price (US\$/Kg)	118	111	-6%	199	111	-44%
Dry opium Trader price (US\$/Kg)	126	117	-7%	207	117	-43%
Fresh Opium Farm-gate price (US\$/Kg)	98	91	-7%	178	91	-49%
Fresh Opium Trader price (US\$/Kg)	107	99	-7%	187	99	-47%
Heroin High Quality	3,158	3,227	+2%	3,337	3,227	-3%
Heroin Medium Quality	2,158	2,142	-1%	2,444	2,142	-12%

2 INTRODUCTION:

The Afghanistan Drug Price monitoring is implemented by the Ministry of Counter Narcotics (MCN) of Afghanistan in collaboration with the United Nations Office on Drugs and Crime (UNODC) monthly. The monitoring of drug prices is carried out in selected provinces of Afghanistan since 1994 (18 provinces as of September 2011). The results provide a detailed picture of the prices of opiates.

The price of the opiates contributes towards understanding the opiate economy in Afghanistan and published in the Afghanistan opium survey reports annually.

The price monitoring includes major licit crops and precursor-chemicals. Fresh attempts are made to include the prices of syntactic drugs as well.

3 OPIUM:

3.1. Dry opium

Farm-gate price:

The national average price for one kilogram of dry opium in Afghanistan at the farm-gate level was **US\$ 111/kg** at the end of January 2018 which is 6% lower compared to price reported in December 2017 (**US\$ 118/kg**). The average dry opium price at the farm-gate level in January 2018 is 44% lower than the price reported in January 2017 which was US\$ 199/kg.

Figure 1: National average price of dry opium at farm-gate level from (June 2004 to January 2018)



Table 1: Regional average farm-gate price of dry opium US\$/Kg (December 2017 to January 2018)

Region	Price of Dry Opium (US\$/Kg)		Price change (%)
	Dec-17	Jan-18	
Eastern region (Kunar, Laghman, Nangarhar)	114	106	-7%
Southern region (Hilmand, Kandahar, Uruzgan, Zabul)	103	96	-7%
Western region (Badghis, Farah, Ghor, Hirat, Nimroz)	198	175	-12%
North-eastern region (Badakhshan, Kunduz, Takhar)	74	78	+7%
Northern region (Baghlan, Balkh, Faryab, Sur-Pul, Jawzjan, Samangan)	74	77	+5%
Average	118	111	-6%

Trader price:

The national average dry opium price collected from traders was **US\$ 117/kg** at the end of January 2018 showing **7%** decrease compared to the price reported last month (December 2017) (**US\$ 126/kg**). The average dry opium price at trader level in January 2018 is **43%** lower than the price reported last year (January 2017) which was **US\$ 207/kg**.

Dry opium price collected from traders has increased by 6% in Northern region. Price has decreased by 11%, 7%, 7% and 6% in Western, Eastern, North-eastern and Southern regions respectively.

Table 2: National average price of dry opium at Trader level US\$/kg (January 2017 to January 2018)

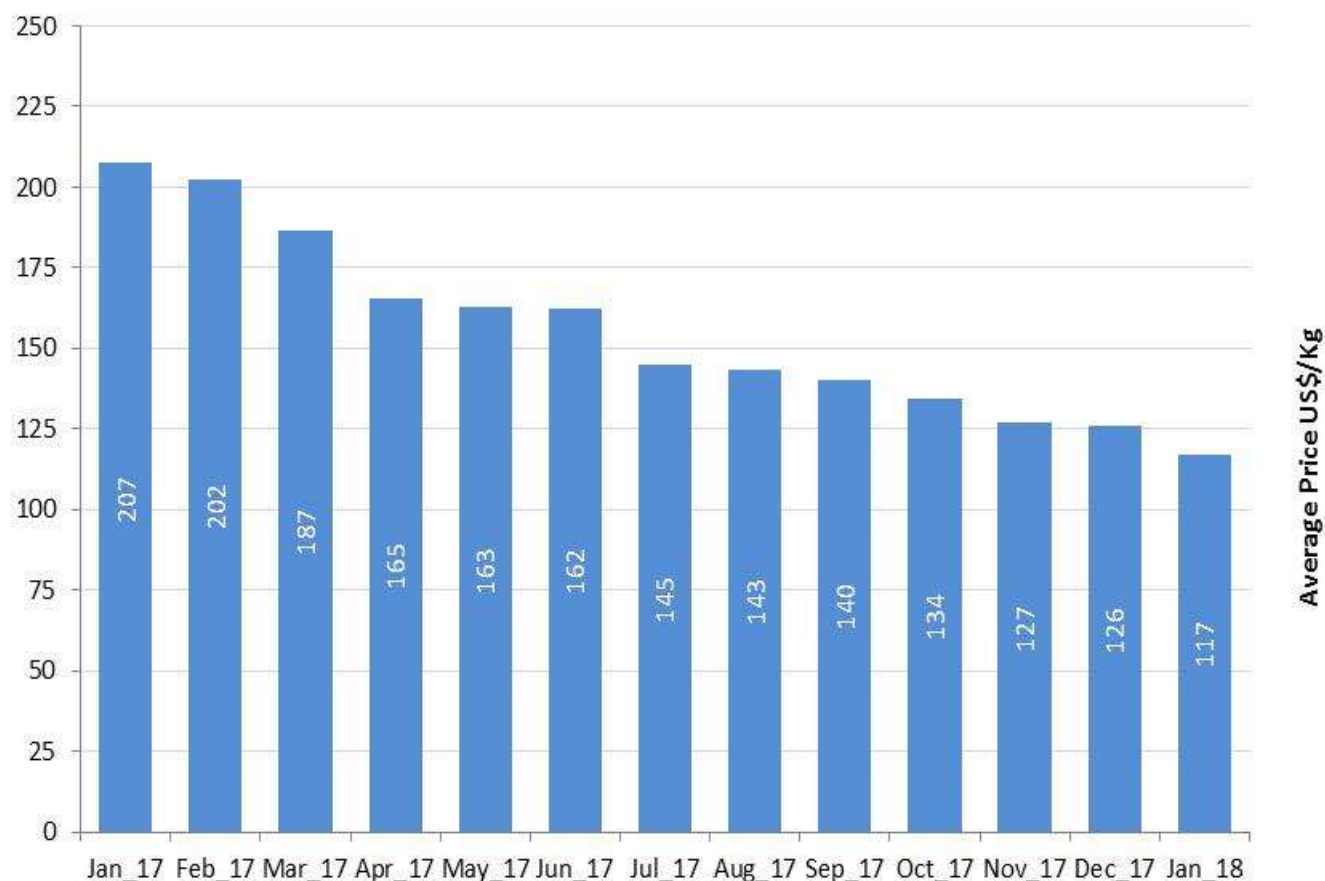


Figure 2: Regional average price of dry opium from traders US\$/Kg (December 2017 to January 2018)

Region	Price of Dry Opium (US\$/Kg)		Price change (%)
	Dec-17	Jan-18	
Eastern region (Kunar, Laghman, Nangarhar)	118	109	-7%
Southern region (Hilmand, Kandahar, Uruzgan, Zabul)	112	105	-6%
Western region (Badghis, Farah, Ghor, Hirat, Nimroz)	212	188	-11%
North-eastern region (Badakhshan, Kunduz, Takhar)	84	78	-7%
Northern region (Baghlan, Balkh, Faryab, Sur-Pul, Jawzjan, Samangan)	80	84	+6%
Average	126	117	-7%

3.1.1 Dry Opium (Chaynaki Quality)

Farm-gate price:

Price of opium (dry) was not found to be varying with quality in different regions. In Balkh and Hilmand provinces another quality of dry opium by the name of *Chaynaki* is available at farm-gate and trader level. The *Chaynaki* quality of dry opium is more air dried than other varieties. The average price of 1 kilogram of *Chaynaki* dry opium at farm-gate level in Balkh province is **US\$ 115/kg** in January 2018 showing an increase of 1% compared to the price reported in December 2017 (**US\$ 114**). The average price of 1 kilogram of *Chaynaki* dry opium at farm-gate level in Hilmand province is **US\$ 227/kg** in January 2018 with a decreased by 9% compared to the price reported in December 2017 (**US\$ 248**).

Table 3: Average price of dry opium (Chaynaki quality) at farm-gate level (US\$/Kg)

Dry Opium (Chaynaki quality)	Balkh		Price change (Jan-Dec) %	Hilmand		Price change (Jan-Dec) %
	Dec-17	Jan-18		Dec-17	Jan-18	
<i>Farm-gate price (US\$/Kg)</i>	114	115	+1%	248	227	-9%

Trader price:

In Balkh province, the average price of 1 kilogram of *Chaynaki* dry opium at trader level is **US\$ 124/kg** in January 2018 showing an increase of 3% compared to the price reported in December 2017 (**US\$ 120/kg**). In Hilmand province, the average price of 1 kilogram of *Chaynaki* dry opium at trader level is **US\$ 234/kg** in January 2018 with a decreased by 8% compared to the price reported in December 2017 (**US\$ 255**).

Table 4: Average price of dry opium (Chaynaki quality) at trader level (US\$/Kg)

Dry Opium (Chaynaki quality)	Balkh		Price change (Jan-Dec) %	Hilmand		Price change (Jan-Dec) %
	Dec-17	Jan-18		Dec-17	Jan-18	
<i>Trader price (US\$/Kg)</i>	120	124	+3%	255	234	-8%

Table 5: Regional average price of dry opium at farm-gate and trader level in other than USD Currency.

Region	Local currency	Price of 1 kg of Dry Opium in local currency				Change at farm-gate level (Jan- Dec) (%)	Change at trader level (Jan-Dec) (%)
		Dec-17		Jan-18			
		Farm-gate	Trader	Farm-gate	Trader		
Eastern region (Kunar, Laghman, Nangarhar)	Pakistani Rupee	12,514	12,940	11,732	12,068	-6%	-7%
Southern region (Hilmand, Kandahar, Uruzgan, Zabul)	Pakistani Rupee	11,357	12,286	10,659	11,557	-6%	-6%
Western region (Badghis, Ghor) *	Afghani	9,811	10,895	8,584	9,668	-13%	-11%
Western region (Farah, Hirat, Nimroz) *	Iranian Tuman	838,044	879,222	790,940	833,000	-6%	-5%
North-eastern region (Badakhshan, Kunduz, Takhar)	Afghani	5,087	5,802	5,433	5,379	+7%	-7%
Northern region (Baghlan, Balkh, Faryab, Suri-Pul, Jawzjan Samangan)	Afghani	5,067	5,493	5,313	5,798	+5%	+6%

* Western region is divided into two groups because of prices available in two currencies

3.2 FRESH OPIUM:

At the end of January 2018, the national average price of fresh opium decreased by 7% from US\$ 98/kg in December 2017 to US\$ 91/kg in January 2018 at the farm-gate level. (Similarly, the national average price of fresh opium at trader level decreased by 7% from US\$ 107/kg in December 2017 to US\$ 99/kg in January 2018)

Figure 3: National average price of fresh opium at farm-gate and trader level, US\$/kg (Jun 2005 to January 2018)

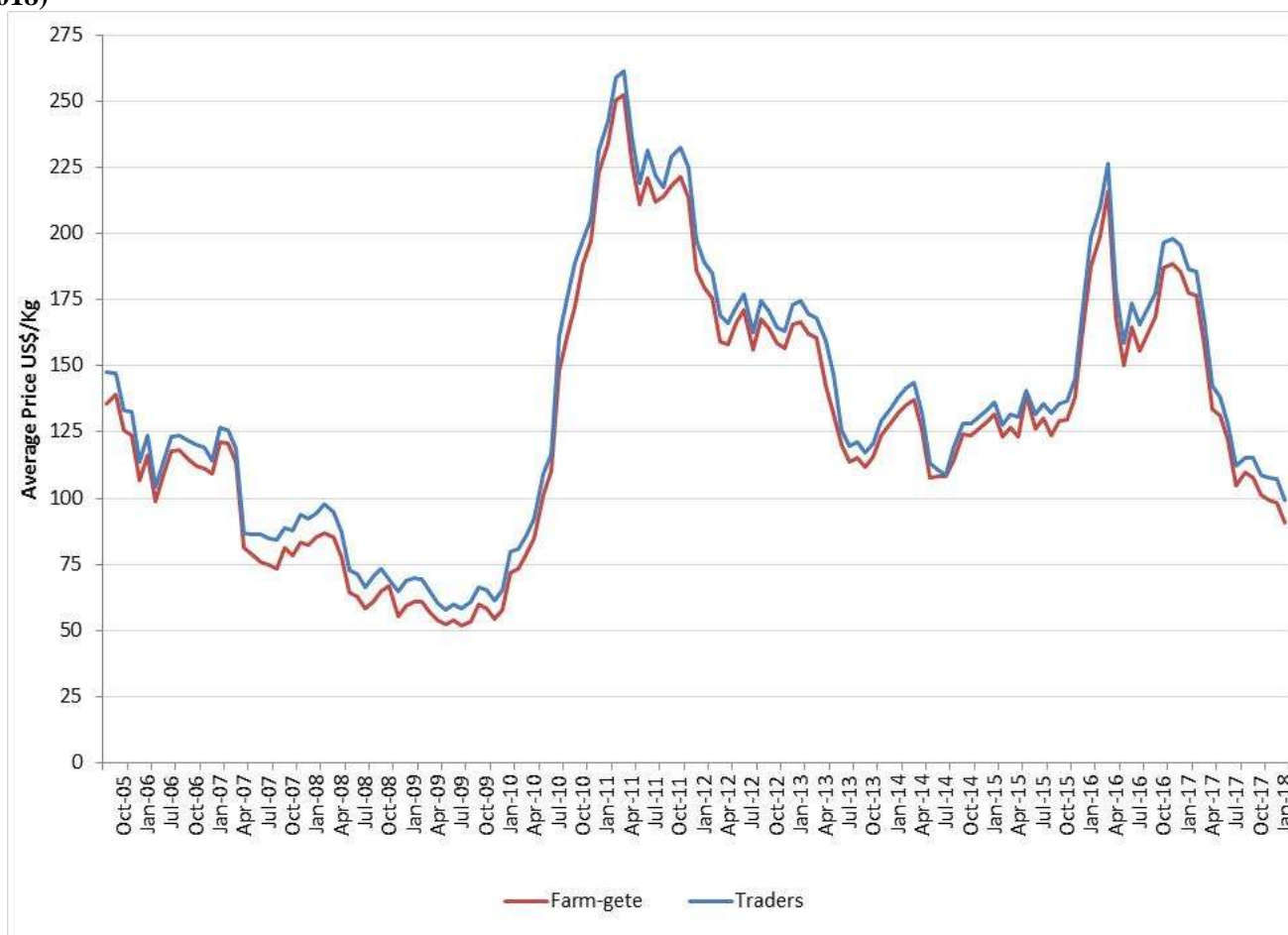


Table 6: Regional average price of fresh opium at farm-gate and trader level in other than USD currency.

Region	Local currency	Price of 1 kg of Fresh Opium in local currency				Change at farm-gate level (Jan-Dec) (%)	Change at trader level (Jan-Dec) (%)
		Dec-17		Jan-18			
		Farm-gate	Trader	Farm-gate	Trader		
Eastern region (Kunar, Laghman, Nangarhar)	Pakistani Rupee	NA	NA	NA	NA	NA	
Southern region (Hilmand, Kandahar, Uruzgan, Zabul)	Pakistani Rupee	9,944	10,853	9,333	10,295	-6%	-5%
Western region (Badghis, Ghor) *	Afghani	7,168	7,932	5,942	6,705	-17%	-15%
Western region (Farah, Hirat, Nimroz) *	Iranian Tuman	580,522	615,856	529,170	566,745	-9%	-8%
North-eastern region (Badakhshan, Kunduz, Takhar)	Afghani	NA	NA	NA	NA	NA	NA
Northern region (Baghlan, Balkh, Faryab, Suri-Pul, Jawzjan Samangan)	Afghani	4,313	4,720	4,590	5,059	+6%	+7%

* Western region is divided into two groups because of prices available in two currencies.

HEROIN:

There are several types of heroin available in Afghanistan with different quality. The prices of White powder (injection) in Nangarhar province, White powder (Crystal) in Kandahar and Balkh provinces, Off-white (Crystal)-100% in Badakhshan province and White powder-high quality (70-80% pure) in Hirat province are the most expensive heroin reported in Afghanistan. The cheapest heroin (US\$ 54/kg) is called as Khata # 2 reported in Nangarhar province.

Table 7: Prices of different types of Heroin in Afghanistan (US\$/kg), January 2017 – January 2018

Province	Types of Heroin	Jan-17	Feb-17	Mar-17	Apr-17	May-17	Jun-17	Jul-17	Aug-17	Sep-17	Oct-17	Nov-17	Dec-17	Jan-18	Change (Jan-Dec) %
Badakhshan	Chara (20%)	1,095	1,507	1,425	1,204	1,172	1,011	1,013	1,008	1,007	1,513	710	705	894	+27%
	Off- white powder (Crystal) - 100%	2,595	3,013	2,951	2,808	3,606	2,730	3,038	3,023	3,022	3,984	2,841	2,750	2,981	+8%
Balkh	Best powder	3,515	3,448	3,382	3,257	3,111	3,160	3,017	3,128	3,177	3,128	3,156	3,188	3,186	-0.1%
	White powder (Crystal)	4,026	3,958	3,939	3,850	3,786	3,858	3,753	3,948	4,019	3,984	4,036	4,029	4,037	+0.2%
Hirat	Morphine	4,017	3,981	3,948	3,978	3,870	4,007	3,860	3,933	3,834	3,912	3,899	3,994	3,803	-5%
	White powder - high quality (70-80% pure)	4,234	4,167	4,102	4,317	4,026	4,793	4,148	4,032	3,980	4,049	4,043	4,147	3,939	-5%
	White powder - low quality (less than 50% pure)	2,763	2,731	2,684	2,596	2,655	2,651	2,449	2,623	2,570	2,027	2,021	2,677	2,538	-5%
Kandahar	Morphine	2,130	2,102	2,786	2,717	2,783	2,795	2,646	2,584	2,558	2,587	2,593	2,448	2,356	-4%
	Off- white powder (Batan) - high quality	1,743	1,736	1,556	1,553	1,643	1,706	1,636	1,579	1,563	1,569	1,537	1,451	1,359	-6%
	Off- white powder (Batan) - low quality	1,356	1,350	1,153	1,116	1,159	1,205	1,155	1,053	1,023	1,046	1,056	997	952	-5%
	White powder (Crystal)	3,389	3,423	3,170	3,106	3,188	3,229	3,127	3,063	2,884	2,929	2,977	2,811	2,773	-1%
Nangarhar	Best powder	1,616	1,601	1,594	1,566	1,546	1,565	1,568	1,520	1,512	1,474	1,469	1,381	1,356	-2%
	Chara # 1	139	130	126	121	116	116	120	114	105	95	91	84	81	-4%
	Chara # 2	76	72	68	68	68	72	77	76	72	67	67	64	63	0%
	Khata # 1	99	94	92	87	92	92	91	86	77	71	69	65	65	0%
	Khata # 2	67	63	61	58	58	63	67	67	64	62	61	56	54	-4%
	Off- white powder (Batan)	3,103	3,124	3,110	3,094	3,053	3,073	3,069	3,012	3,005	2,957	2,949	2,771	2,731	-1%
	White powder (Injection)	3,586	3,597	3,573	3,577	3,527	3,537	3,541	3,468	3,474	3,414	3,400	3,198	3,147	-2%
Takhar	Off- white powder (Crystal) - 60%	2,190	2,712	2,544	2,457	2,855	2,427	2,431	2,419	2,418	2,622	2,030	2,014	2,484	+23%

Table 8: Prices of 1 kilogram of different types of Heroin in other than USD currency

Province	Types of heroin	Local currency	Prices of 1 kg of different types of heroin in local currency		Change (Jan-Dec) %
			Dec-17	Jan-18	
Badakhshan	Chara (20%)	Afghani	48,650	61,920	+27%
	Off- white powder (Crystal) - 100%	Afghani	189,765	206,400	+9%
Balkh	Bist powder	Afghani	220,000	221,000	+0.5%
	White powder (Crystal)	Afghani	278,000	280,000	+1%
Hirat	Morphine	Iranian Tuman	14,043,200	13,950,000	-1%
	White powder - high quality (70-80% pure)	Iranian Tuman	14,580,246	14,450,000	-1%
	White powder - low quality (less than 50% pure)	Iranian Tuman	9,413,580	9,310,000	-1%
Kandahar	Morphine	Pakistani Rupee	270,000	260,000	-4%
	Off- white powder (Batan) - high quality	Pakistani Rupee	160,000	150,000	-6%
	Off- white powder (Batan) - low quality	Pakistani Rupee	110,000	105,000	-5%
	White powder (Crystal)	Pakistani Rupee	310,000	306,000	-1%
Nangarhar	Bist powder	Pakistani Rupee	152,000	150,000	-1%
	Chara # 1	Pakistani Rupee	9,300	9,000	-3%
	Chara # 2	Pakistani Rupee	7,000	7,000	0%
	Khata # 1	Pakistani Rupee	7,200	7,200	0%
	Khata # 2	Pakistani Rupee	6,200	6,000	-3%
	Off- white powder (Batan)	Pakistani Rupee	305,000	302,000	-1%
	White powder (Injection)	Pakistani Rupee	352,000	348,000	-1%
Takhar	Off- white powder (Crystal) - 60%	Afghani	139,000	172,000	+24%

CANNABIS RESIN:

There are mainly three types of cannabis resin available in Afghanistan namely Garda # 1, # 2 and # 3 with quality as best, moderate and fair respectively. Garda # 1 (Shirak) in Badakhshan province was the most expensive cannabis resin because of its pure quality. Earlier Garda # 1 (Jooshi) of Balkh province was most expensive and popular because of its high quality however it lost its demand due to blending with lower quality hashish.

Table 9: Prices of different types of cannabis resin in Afghanistan, (US\$/kg), January 2017–January 2018

Province	Types of cannabis resin	Jan-17	Feb-17	Mar-17	Apr-17	May-17	Jun-17	Jul-17	Aug-17	Sep-17	Oct-17	Nov-17	Dec-17	Jan-18	Chang (Jan-Dec) %
Badakhshan	Garda # 1 (Shirak)	98	100	90	93	142	111	184	186	118	111	110	109	113	+4%
Balkh	Garda # 1 (Jooshi)	83	84	80	70	73	82	74	74	66	66	81	83	87	+5%
	Garda # 2 (Morchajosh)	72	66	60	50	66	70	56	60	47	52	59	65	70	+7%
Hirat	Garda # 1	145	115	113	93	111	109	109	120	116	120	118	123	113	-8%
	Garda # 2	73	62	56	43	58	60	59	68	69	69	66	67	60	-11%
Kandahar	Garda # 1	69	64	64	60	30	31	68	64	66	57	60	54	58	+7%
	Garda # 2	34	32	30	28	21	22	36	32	36	32	36	32	34	+6%
	Garda # 3	19	17	15	15	16	16	21	19	21	17	21	17	19	+12%
Nangarhar	Garda # 1	145	135	137	135	134	139	143	147	153	148	145	132	129	-2%
	Garda # 2	106	101	104	102	96	101	105	107	115	110	106	97	95	-2%
	Garda # 3	77	68	67	68	72	72	76	83	86	83	82	73	72	-0.3%
Takhar	Garda # 1 (Shirak)	90	93	83	84	117	93	147	149	89	89	88	87	90	+3%

Figure 4: Average price of cannabis resin (Garda # 1, best quality) in US\$/kg, January 2017–January 2018

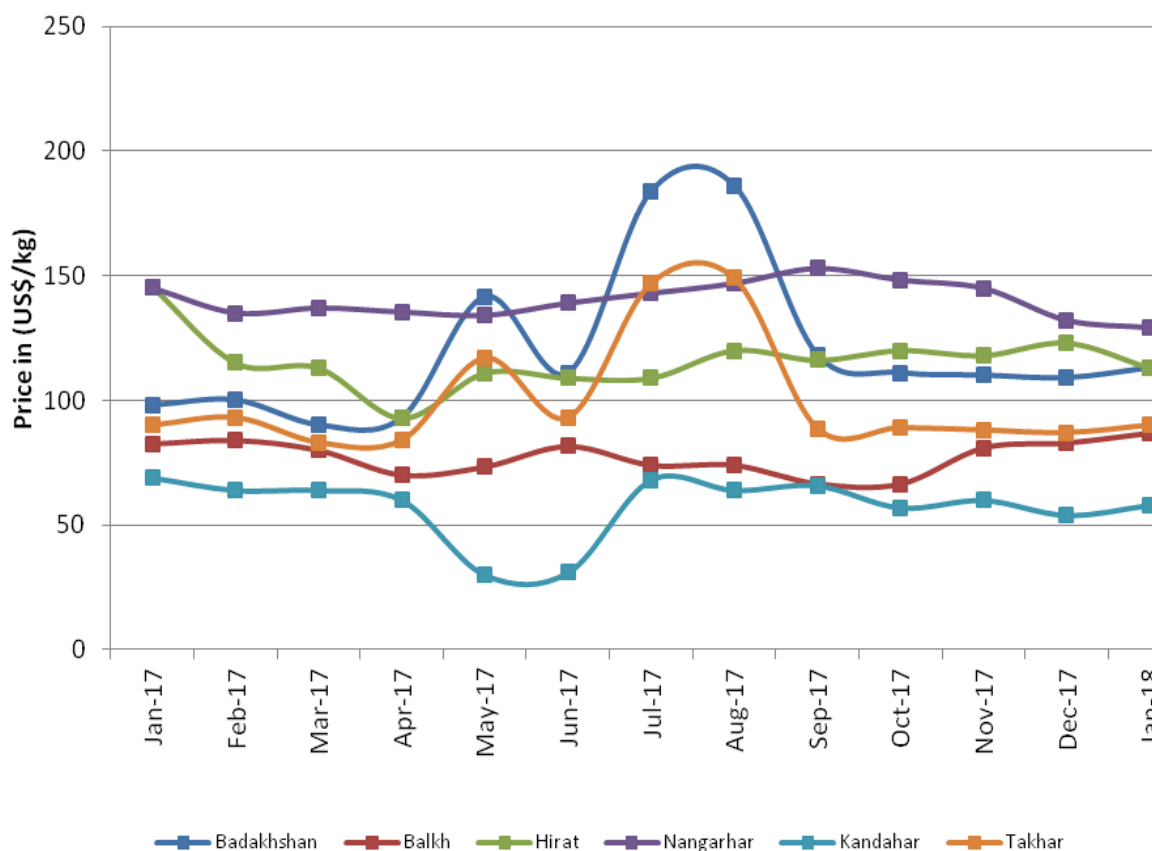


Figure 5: Prices of different types of cannabis resin in Afghanistan, (US\$/kg), January 2018

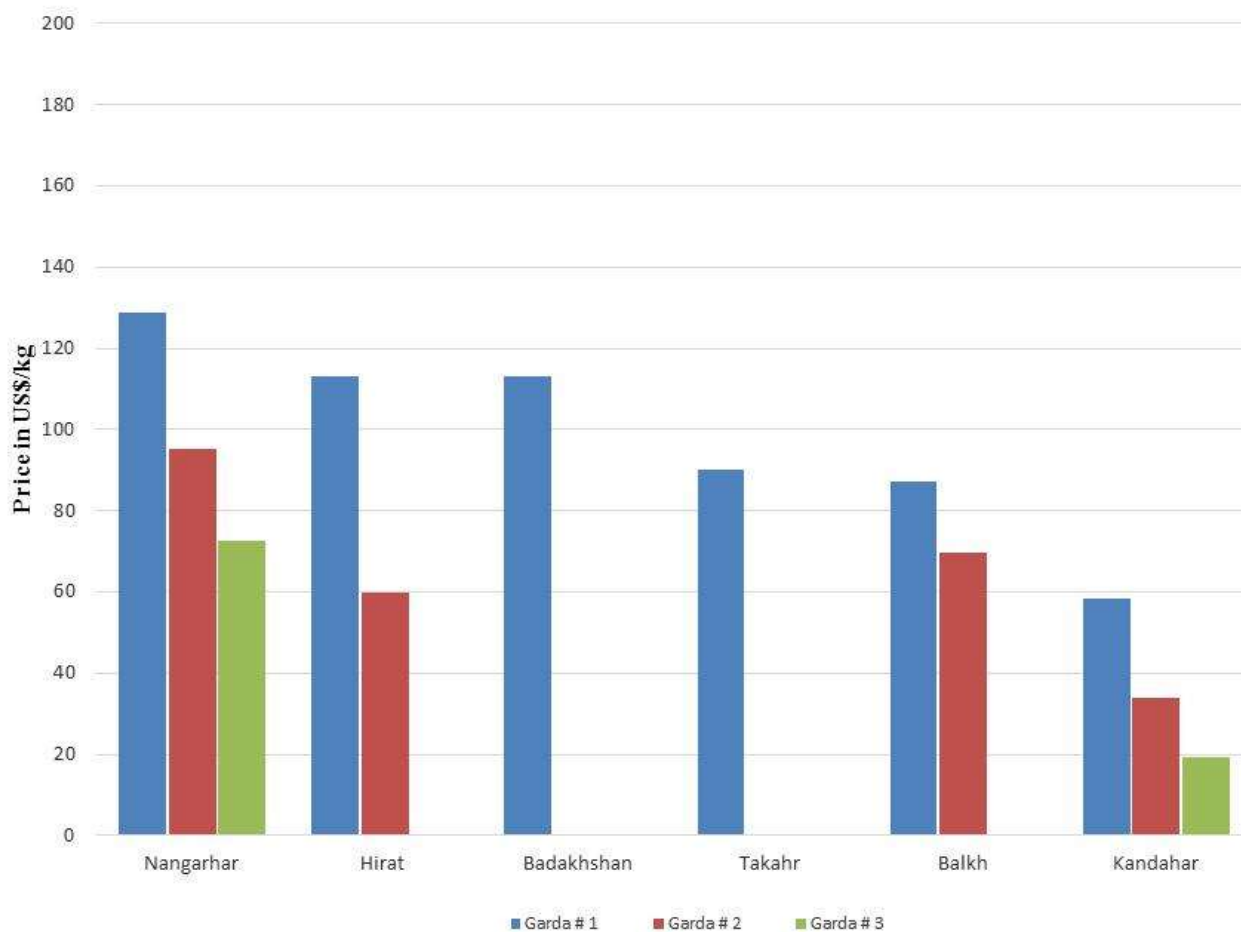


Table 10: Prices of 1 kilogram of different types of cannabis resin in Afghanistan in other than USD currency, December 2017 – January 2018

Province	Types of cannabis resin	Local currency	Prices of 1 kg of different types of cannabis resin in local currency		Change (JanDec) %
			Dec-17	Jan-18	
Badakhshan	Garda # 1 (Shirak)	Afghani	7,500	7,800	+4%
Balkh	Garda # 1 (Jooshi)	Afghani	5,700	6,000	+5%
	Garda # 2 (Morchajosh)	Afghani	4,500	4,800	+7%
Hirat	Garda # 1	Iranian Tuman	432,000	415,000	-4%
	Garda # 2	Iranian Tuman	236,000	220,000	-7%
Kandahar	Garda # 1	Pakistani Rupee	6,000	6,444	+7%
	Garda # 2	Pakistani Rupee	3,511	3,733	+6%
	Garda # 3	Pakistani Rupee	1,889	2,111	+12%
Nangarhar	Garda # 1	Pakistani Rupee	14,500	14,200	-2%
	Garda # 2	Pakistani Rupee	10,700	10,500	-2%
	Garda # 3	Pakistani Rupee	8,000	8,000	0%
Takhar	Garda # 1 (Shirak)	Afghani	6,000	6,200	+3%

6 SEEDS: CANNABIS AND POPPY

Prices of cannabis and poppy seeds collected from eighteen provinces of Afghanistan are tabulated below.

Table 11: Prices of cannabis and poppy seeds in other than USD currency, December 2017 – January 2018

Province	Types of seed	Local currency	Prices of 1 kg of cannabis seed and poppy seed in local currency		Change (Jan-Dec) (%)
			Dec-17	Jan-18	
Badakhshan	Poppy seed	Afghani	55	70	+27%
	Cannabis seed	Afghani	50	60	+20%
Baghlan	Poppy seed	Afghani	170	170	0%
	Cannabis seed	Afghani	13	12	-8%
Balkh	Poppy seed	Afghani	190	180	-5%
	Cannabis seed	Afghani	15	15	0%
Farah	Poppy seed	Afghani	30	30	0%
	Cannabis seed	Afghani	33	33	0%
Faryab	Poppy seed	Afghani	180	190	6%
	Cannabis seed	Afghani	12	15	+25%
Hilmand	Poppy seed	Afghani	84	84	0%
	Cannabis seed	Afghani	69	69	0%
Hirat	Poppy seed	Afghani	38	38	0%
	Cannabis seed	Afghani	48	48	0%
Kabul	Poppy seed	Afghani	40	50	+25%
Kandahar	Poppy seed	Afghani	91	91	0%
	Cannabis seed	Afghani	71	71	0%
Kapisa	Poppy seed	Afghani	40	40	0%
Kunar	Poppy seed	Pakistani Ruppee	42	45	+7%
Laghman	Poppy seed	Pakistani Ruppee	45	48	+7%
Logar	Cannabis seed	Afghani	60	70	+17%
Nangarhar	Poppy seed	Pakistani Ruppee	50	55	+10%
	Cannabis seed	Pakistani Ruppee	15	13	-13%
Paktya	Cannabis seed	Afghani	50	50	0%
Takhar	Poppy seed	Afghani	70	80	+14%
	Cannabis seed	Afghani	60	65	+8%
Uruzgan	Poppy seed	Afghani	96	96	0%
	Cannabis seed	Afghani	69	69	0%
Zabul	Poppy seed	Afghani	89	89	0%
	Cannabis seed	Afghani	67	67	0%

Table 12: Prices of cannabis and poppy seeds in Afghanistan, (US\$/kg), January 2017 – January 2018

Types of seeds	Jan-17	Feb-17	Mar-17	Apr-17	May-17	Jun-17	Jul-17	Aug-17	Sep-17	Oct-17	Nov-17	Dec-17	Jan-18	Increase/Decrease (%)
Cannabis seed	0.62	0.60	0.60	0.60	0.61	0.618	0.622	0.77	0.64	0.63	0.65	0.62	0.64	+3%
Poppy seed	0.92	0.99	1.00	0.93	0.92	0.89	0.88	0.86	0.87	0.98	1.05	1.10	1.17	+6%

7 PRICES OF HEROIN, OPIUM AND HASHISH AT CONSUMER LEVEL:

The consumer prices of heroin, opium and hashish collected from different regions of Afghanistan are as below. The quality of product varies widely in different regions.

Figure 6: Regional average prices of heroin, opium and hashish at consumer level in (US\$/Kg), January 2018

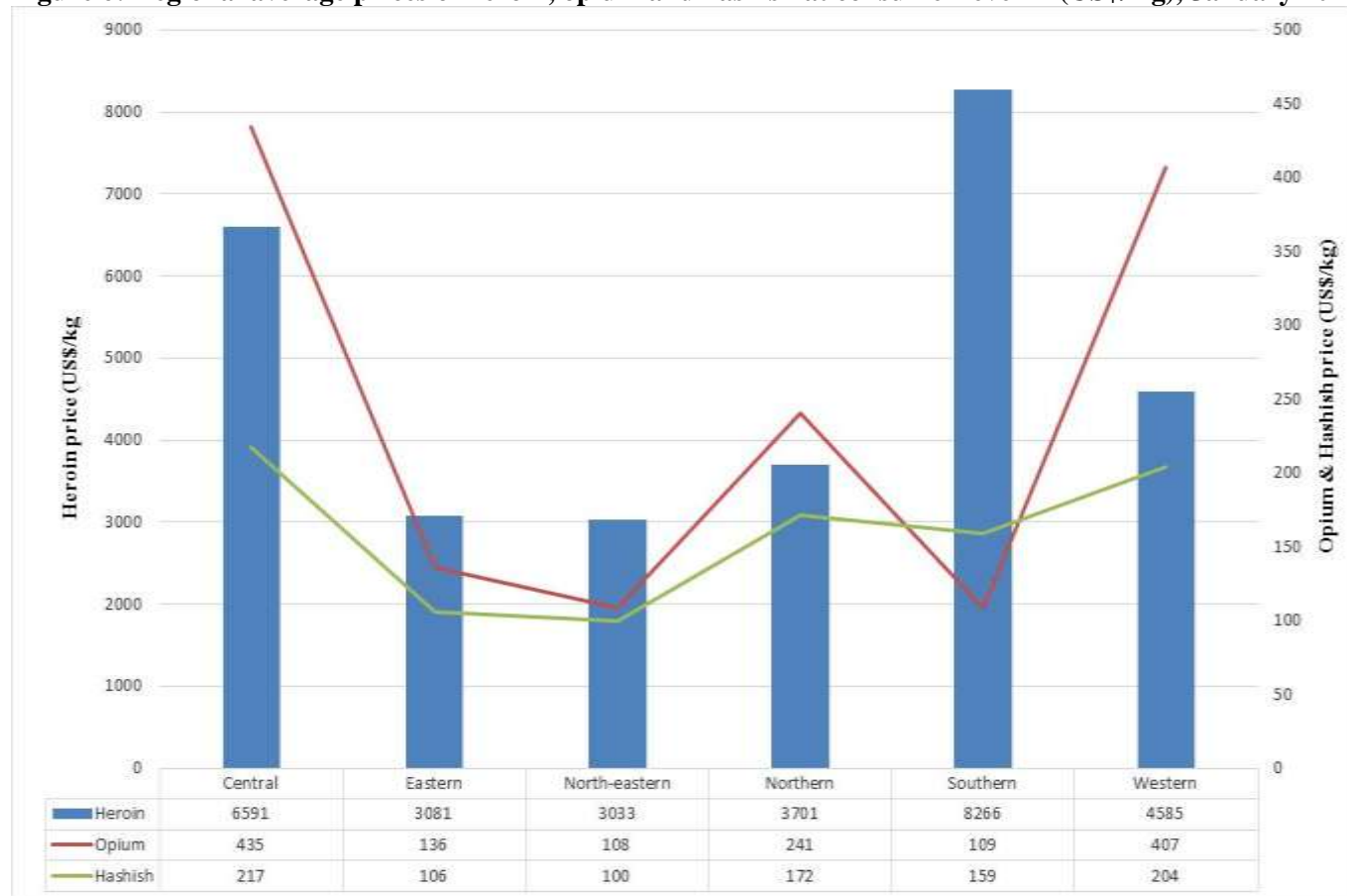


Table 13: Average⁸ prices of Heroin, Opium and Hashish at consumer level in Afghanistan, (US\$/kg), January 2017 – January 2018

Types of drug	Average prices in (US\$/kg)													Change (Jan-Dec) (%)
	Jan-17	Feb-17	Mar-17	Apr-17	May-17	Jun-17	Jul-17	Aug-17	Sep-17	Oct-17	Nov-17	Dec-17	Jan-18	
Heroin	4,866	4,943	4,580	4,194	3,874	4,738	4,766	4,923	4,595	4,675	4,520	4,674	4,876	+4%
Opium	272	267	260	235	205	215	208	240	185	217	213	220	243	+10%
Hashish	196	195	182	166	167	192	197	173	176	177	182	182	165	-9%

8 PRICE OF ACETIC ANHYDRIDE

Table 15: Average price of acetic anhydride in Afghanistan, (US\$/Lit) January 2017 – January 2018

Variety of Acetic Anhydride	Jan-17	Feb-17	Mar-17	Apr-17	May-17	Jun-17	Jul-17	Aug-17	Sep-17	Oct-17	Nov-17	Dec-17	Jan-18	Increase/Decrease (%)
Acetic Anhydride - A*	215	372	370	590	591	609	654	711	488	489	534	524	511	-3%
Acetic Anhydride - B*	169	174	173	179	184	179	172	181	187	192	197	191	199	+4%
Acetic Anhydride - C*	150	149	144	153	155	148	143	147	153	158	163	154	159	+3%
Acetic Anhydride - D*	152	161	151	167	175	176	165	164	165	165	165	154	142	-8%
Acetic Anhydride - E*	143	148	142	148	153	153	146	145	147	148	152	158	154	-2%
Acetic Anhydride - F*	180	454	453	350	354	374	478	479	203	204	236	269	263	-2%

9 LICIT CROPS:

Prices of wheat, cotton, saffron, rice (imported) and rice (local) collected in six provinces of Afghanistan are shown in below table.

Table 16: Prices of wheat, cotton, saffron, imported and local rice in Afghanistan in local currency, January 2018

Province	Types of crops	Price/Kg in Pakistani Rupee (PRs)	Price/Kg in Afghani (AFs)	Price/Kg in (US\$)
Badakhshan	Wheat	-	30	0.4
Badakhshan	Rice Imported	-	100	1.4
Badakhshan	Rice Local	-	70	1.0
Balkh	Wheat	-	19	0.3
Balkh	Cotton	-	52	0.8
Balkh	Rice Imported	-	90	1.3
Balkh	Rice Local	-	58	0.8
Hirat	Wheat	-	23	0.3
Hirat	Cotton	-	85	1.2
Hirat	Saffron	-	70,000	1,007
Hirat	Rice Imported	-	92	1.3
Hirat	Rice Local	-	70	1.0
Kandahar	Wheat	54	-	0.5
Kandahar	Cotton	275	-	2.5
Kandahar	Rice Imported	120	-	1.1
Nangarhar	Wheat	38	-	0.3
Nangarhar	Cotton	170	-	1.5
Nangarhar	Rice Imported	164	-	1.5
Nangarhar	Rice Local	45	-	0.4
Takhar	Wheat	-	25	0.4
Takhar	Rice Imported	-	90	1.3
Takhar	Rice Local	-	60	0.9

Table 17: Average prices of wheat, cotton, saffron, imported and local rice in Afghanistan, (US\$/kg), January 2017 – January 2018

Types of crops	Jan-17	Feb-17	Mar-17	Apr-17	May-17	Jun-17	Jul-17	Aug-17	Sep-17	Oct-17	Nov-17	Dec-17	Jan-18	Increase/Decrease (%)
Wheat	0.39	0.42	0.32	0.41	0.38	0.43	0.40	0.40	0.39	0.38	0.37	0.37	0.37	+1%
Cotton	1.54	1.58	1.54	1.62	1.64	1.96	1.59	1.54	1.53	1.51	1.51	1.50	1.50	0%
Saffron	1,649	1,799	1,802	1,778	1,173	1,186	1,186	1,180	1,180	1,107	1,101	1,039	1,007	-3%
Rice (Imported)	1.20	1.20	0.97	1.21	1.23	1.34	1.20	1.21	1.19	1.22	1.29	1.26	1.32	+5%
Rice (Local)	0.68	0.73	0.57	0.74	0.76	0.78	0.78	0.80	0.76	0.78	0.74	0.75	0.83	+10%

10 METHODOLOGY:

- Prices are collected in the last week of every month from around twenty farmers and equal numbers of trader prices are collected by MCN Survey coordinators generally from different farmers and traders each month; however, the price data collection is sourced from a few known farmers and traders as well.
- Opium prices are collected from 21 of 34 provinces namely Badakhshan, Baghlan, Badghis, Balkh, Farah, Faryab, Ghor, Hilmand, Hirat, Kandahar, Kunar, Kunduz, Laghman, Nangarhar, Nimroz, Uruzgan, Takhar, Sur-Pul, Samangan, Jawzjan and Zabul. The prices of dry and fresh opium are collected from farmers (at farm-gate level) and traders (at trader level).
- Different varieties of heroin, morphine and cannabis resin prices are collected from six provinces of Afghanistan namely Badakhshan, Balkh, Hirat, Nangarhar, Kandahar and Takhar.
- Prices of some licit crops such as wheat, saffron, imported and local rice is also collected from six provinces of Afghanistan and included in this report.
- Prices of poppy seeds, cannabis seeds and acetic anhydride are included in the report as well.
- The prices are also presented in local currency for convenience of certain analysis; however, the national average prices are presented in USD. At the regional level, average prices are reflected in local currency with exception of the Western region since prices are reported in two different currencies.
- Prices are reported in different currencies in different regions. The prices in Eastern region (Kunar, Laghman and Nangarhar) and Southern region (Kandahar, Hilmand, Uruzgan and Zabul) are reported in Pakistani rupees. In Northern (Balkh, Baghlan, Farayb, Sur-Pul, Samangan and Jawzjan) and North-eastern (Badakhshan, Kunduz and Takhar) regions, the prices are reported in Afghani. However, prices are reported in two different currencies namely Afghani and Iranian Tuman in Western (Hirat, Nimroz, Farah, Badghis and Ghor) region. The prices are converted in US\$ using the exchange rate from oanda.com site considering the rates on the same date the observation is made.

Table 18: Number of observations of dry and fresh opium prices

	Number of observations (n)		Number of provinces price collected
	Farm-gate price	Trader price	
Dry Opium	196	199	21
Fresh Opium	131	131	15