



**Islamic Republic of Afghanistan
Ministry of Counter Narcotics**



UNODC
United Nations Office on
Drugs and Crime

January 2013 مطابق دلو ۱۳۹۱ هجری - شمسی

Afghanistan Opium Price Monitoring Monthly Report



**Ministry of Counter Narcotics, Islamic Republic of Afghanistan, Kabul
And
United Nations Office on Drugs and Crime, Kabul**

Summary

- Prices are collected in the last week of every month from around twenty farmers and twenty traders depending on the availability of the farmers and traders. Prices are collected by MCN Survey coordinators generally from different farmers and traders each month; however the price data collection is sourced from a few known farmers and traders as well.
- Opium prices are collected from 18 of 34 provinces namely Badakhshan, Baghlan, Badghis, Balkh, Farah, Faryab, Ghor, Hilmand, Hirat, Kandahar, Kunar, Kunduz, Laghman, Nangarhar, Nimroz, Uruzgan, Takhar and Zabul. The province of Baghlan has been included in the opium price monitoring as of August 2011 and the provinces of Uruzgan and Zabul have been included in the opium price monitoring as of September 2011. The prices of dry and fresh opium are collected from farmers (at farm-gate level) and traders (at trader level).
- Different varieties of heroin, morphine and cannabis resin prices are collected from six provinces of Afghanistan namely Badakhshan, Balkh, Hirat, Nangarhar, Kandahar and Takhar.
- As of February 2011, prices of some licit crops such as wheat, saffron, imported and local rice is also collected from six provinces of Afghanistan.
- As of March 2012, prices of poppy seeds, cannabis seeds and acetic anhydride are included in the report as well.
- Different varieties of opium, heroin and hashish prices are also collected for Peshawar the nearest town in Pakistan. Prices are collected and reported by UNODC office in Peshawar, Pakistan.
- As of August 2012, drug prices from Quetta province of Pakistan are collected and included in this report as well. Quetta has common border with Kandahar province of Afghanistan in the south.
- As of August 2011, prices are also presented in local currency for convenience of certain analysis; however the national average prices are presented in USD. At the regional level, average prices are reflected in local currency with exception of the Western region since prices are reported in two different currencies.
- Prices are reported in different currencies in different regions. The prices in Eastern region (Kunar, Laghman and Nangarhar) and Southern region (Kandahar, Hilmand, Uruzgan and Zabul) are reported in Pakistani rupees. In Northern (Balkh, Baghlan, Farayb) and North-eastern (Badakhshan, Kunduz, Takhar) regions, the prices are reported in Afghani. However, prices are reported in two different currencies namely Afghani and Iranian Tuman in Western region. The prices are converted in US\$ using the exchange rate from oanda.com site considering the rates on the same date the observation is made.
- Average¹ price of dry Opium in Afghanistan, (US\$/kg)**

| Dry Opium | Jan-12 | Jan-13 | Increase/ Decrease (%) |
|----------------------------------|--------|--------|------------------------|
| <i>Farm-gate price (US\$/Kg)</i> | 234 | 191 | -18% |
| <i>Trader price (US\$/Kg)</i> | 247 | 201 | -19% |

- Average² price of fresh Opium in Afghanistan, (US\$/kg)**

| Fresh Opium | Jan-12 | Jan-13 | Increase/ Decrease (%) |
|----------------------------------|--------|--------|------------------------|
| <i>Farm-gate price (US\$/Kg)</i> | 180 | 167 | -7% |
| <i>Trader price (US\$/Kg)</i> | 189 | 175 | -7% |

¹ Simple average of all observations

² Simple average of all observations

- **Average³ price of Cannabis Resin in Afghanistan, (US\$/kg)**

| Types of cannabis resin | Jan-12 | Jan-13 | Increase/ Decrease (%) |
|--|--------|--------|------------------------|
| Cannabis resin (Garda # 1) price (US\$/kg) | 124 | 81 | -35% |
| Cannabis resin (Garda # 2) price (US\$/kg) | 69 | 47 | -32% |
| Cannabis resin (Garda # 3) price (US\$/kg) | 29 | 25 | -14% |

- **Heroin and Hashish (best quality) prices in Peshawar, Pakistan (US\$/kg)**

| Best quality of Heroin/Hashish | Jan-12 | Jan-13 | Increase/Decrease (%) |
|--|--------|--------|-----------------------|
| Heroin - White (Injection) price (US\$/kg) | 4,835 | 4,855 | +0% |
| Hashish - (Garda # 1) price (US\$/kg) | 585 | 532 | -9% |

- **Heroin and Hashish (best quality) prices in Quetta, Pakistan (US\$/kg)**

| Best quality of Heroin/Hashish | Dec-12 | Jan-13 | Change (Jan-Dec) % |
|---|--------|--------|--------------------|
| Heroin - High quality (Crystal) price (US\$/kg) | 6,385 | 6,457 | +1% |
| Hashish - High quality price (US\$/kg) | 412 | 465 | +13% |

Note: Price for January 2012 is not available.

- **Average⁴ price of Heroin, Opium and Hashish at consumer level in Afghanistan, (US\$/kg)**

| Types of drugs | Jan-12 | Jan-13 | Increase/Decrease (%) |
|----------------|--------|--------|-----------------------|
| Heroin | 6,397 | 5,885 | -8% |
| Opium | 539 | 448 | -17% |
| Hashish | 282 | 195 | -31% |

- **Average price of Wheat, Cotton, Saffron, Imported and Local Rice in Afghanistan, (US\$/kg)**

| Types of crops | Jan-12 | Jan-13 | Increase/Decrease (%) |
|------------------|--------|--------|-----------------------|
| Wheat | 0.43 | 0.42 | -2% |
| Cotton | 1.76 | 1.4 | -19% |
| Saffron | 1723 | 1,746 | +1% |
| Rice (imported)* | NA | 1.5 | - |
| Rice (local)* | NA | 1.1 | - |

* Price for January 2012 is not available for imported and local rice.

³ Simple average of all observations

⁴ Simple average of all observations

- **Average price of poppy and cannabis seeds in Afghanistan, (US\$/kg)**

| Types of seeds | Dec-12 | Jan-13 | Increase/Decrease (%) |
|----------------|--------|--------|-----------------------|
| Cannabis seed | 0.42 | 0.44 | +5% |
| Poppy seed | 0.74 | 0.67 | -10% |

Note: Price for January 2012 is not available.

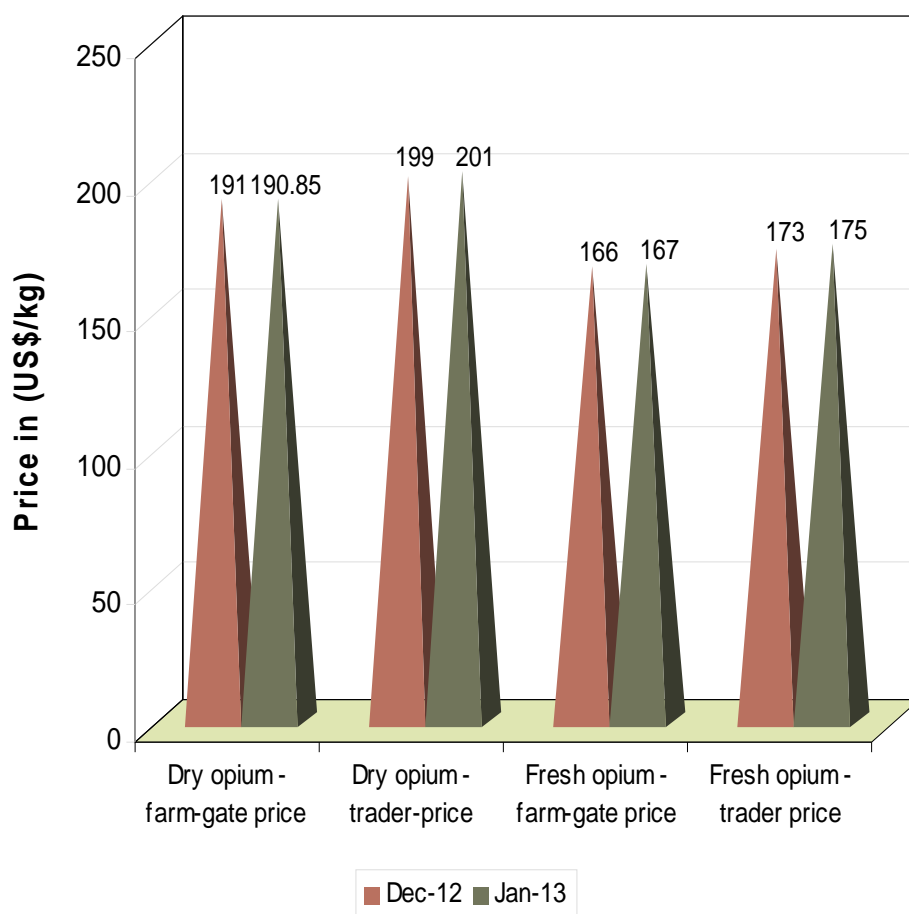
- **Average price of acetic anhydride in Afghanistan, (US\$/Lit)**

| Variety of Acetic Anhydride | Dec-12 | Jan-13 | Increase/Decrease (%) |
|-----------------------------|--------|--------|-----------------------|
| Acetic Anhydride - A* | 220 | 219 | -1% |
| Acetic Anhydride - B* | 186 | 175 | -6% |
| Acetic Anhydride - C* | 166 | 164 | -1% |
| Acetic Anhydride - D* | 175 | 176 | +0.3% |
| Acetic Anhydride - E* | 170 | 170 | +0% |
| Acetic Anhydride - F* | 163 | 164 | +1% |

Note: Price for January 2012 is not available.

* A, B, C, D, E, F represent different variety of acetic anhydride in Afghanistan.

Price change of Dry Opium and Fresh Opium between December 2012 and January 2013

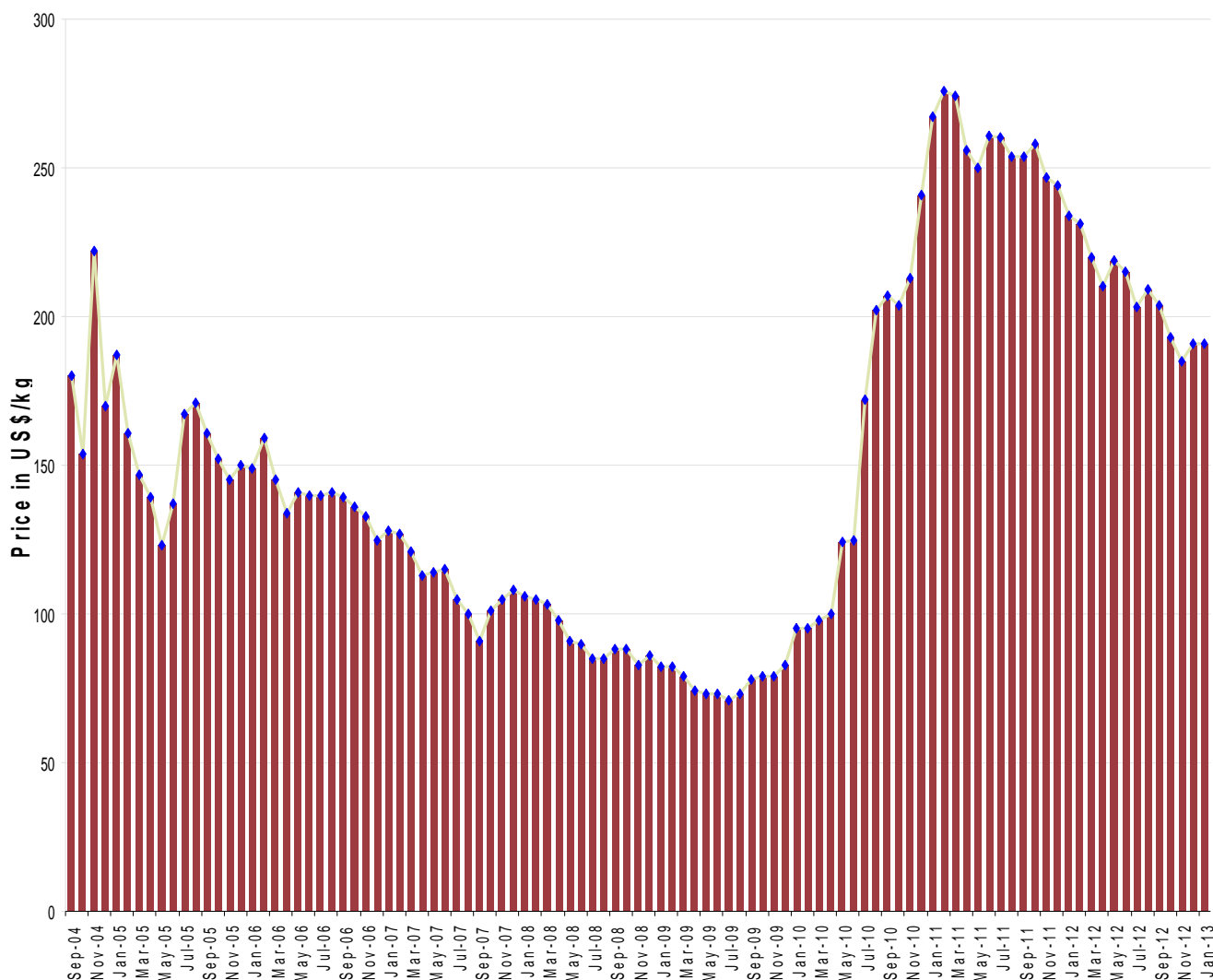


DRY OPIUM:

FARM-GATE PRICE:

The national average price for one kilogram of dry opium in Afghanistan at the farm-gate level was **US\$ 190.85/kg** at the end of January 2013 with **-0.6%** lower compared to price reported in December 2012 (**US\$ 191/kg**). The average dry opium price at the farm-gate level in January 2013 is **18%** lower than the price reported in January 2011 which was **US\$ 234/kg**. The dry opium price has a decreasing trend since February 2011.

Graph 1: National ⁵Average price of dry opium at farm-gate level from September 2004 to January 2013



Dry Opium (Chaynaki Quality):

FARM-GATE PRICE

Price of opium (dry) was not found to be varying in different regions depending on the quality except in Balkh and Hilmand provinces where another quality of dry opium by the name of **Chaynaki** is available at Farm-gate and trader level. The **Chaynaki** quality of dry opium is too much air dried. The average price of 1 kilogram of **Chaynaki** dry opium at Farm-gate level in Balkh province is **US\$ 179/kg** in January 2013 showing an increase of **5%** compared to the price reported in December 2012 (**US\$ 170**). The average price of 1 kilogram of **Chaynaki** dry opium at farm-gate level in Hilmand province is **US\$ 412/kg** in January 2013 with a decrease of **1%** compared to the price reported in December 2012 (**US\$ 418**).

⁵ Simple average of all observations

Table 1: Average⁶ price of dry opium (Chaynaki quality) at farm-gate level (US\$/Kg)

| Dry Opium (Chaynaki quality) | Balkh | | Change (Jan-Dec) % | Hilmand | | Change (Jan-Dec) % |
|--------------------------------------|--------|--------|--------------------------|---------|--------|--------------------------|
| | Dec-12 | Jan-13 | | Dec-12 | Jan-13 | |
| <i>Farm-gate price (US\$/Kg)</i> | 170 | 179 | +5% | 418 | 412 | -1% |

TRADER PRICE:

The national average dry opium price collected from traders was **US\$ 201/kg** at the end of January 2013 showing **0.6%** increase compared to the price reported in December 2012 (**US\$ 199/kg**). The average dry opium price at trader level in January 2013 is **19%** lower than the price reported in January 2012 which was **US\$ 247/kg**.

Dry opium price collected from traders has increased by 5%, 2%, 1% and 0.2% in Southern, North-eastern, Northern and Eastern regions respectively. Price has decreased by 4% in Western region.

Table 2: Regional average⁷ price of dry opium collected from traders (US\$/Kg)

| Region | Price of Dry Opium (US\$/Kg) | | Price change (%) |
|--|---------------------------------|------------|------------------------|
| | Dec-12 | Jan-13 | |
| Eastern region (Kunar, Laghman, Nangarhar) | 227 | 228 | +0.2% |
| Southern region (Hilmand, Kandahar, Uruzgan, Zabul) | 174 | 183 | +5% |
| Western region (Badghis, Farah, Ghor, Hirat, Nimroz) | 261 | 252 | -4% |
| North-eastern region (Badakhshan, Kunduz, Takhar) | 155 | 158 | +2% |
| Northern region (Baghlan, Balkh, Faryab) | 143 | 145 | +1% |
| Average | 199 | 201 | +1% |

Dry Opium (Chaynaki Quality):

TRADER PRICE:

In Balkh province, the average price of 1 kilogram of **Chaynaki** dry opium at trader level is **US\$ 193/kg** in January 2013 showing an increase of **3%** compared to the price reported in December 2012 (**US\$ 188/kg**). In Hilmand province, the average price of 1 kilogram of **Chaynaki** dry opium at trader level is **US\$ 420/kg** in January 2013 decreased by **1%** compared to the price reported in December 2012 (**US\$ 423**)

Table 3: Average⁸ price of dry opium (Chaynaki quality) at trader level (US\$/Kg)

| Dry Opium (Chaynaki quality) | Balkh | | Change (Jan-Dec) % | Hilmand | | Change (Jan-Dec) % |
|-----------------------------------|--------|--------|--------------------------|---------|--------|--------------------------|
| | Dec-12 | Jan-13 | | Dec-12 | Jan-13 | |
| <i>Trader price (US\$/Kg)</i> | 188 | 193 | +3% | 423 | 420 | -1% |

⁶ Simple average of all observations

⁷ Simple average of all observations

⁸ Simple average of all observations

Graph 2: Regional average² price of dry opium from traders (January 2005 to January 2013)

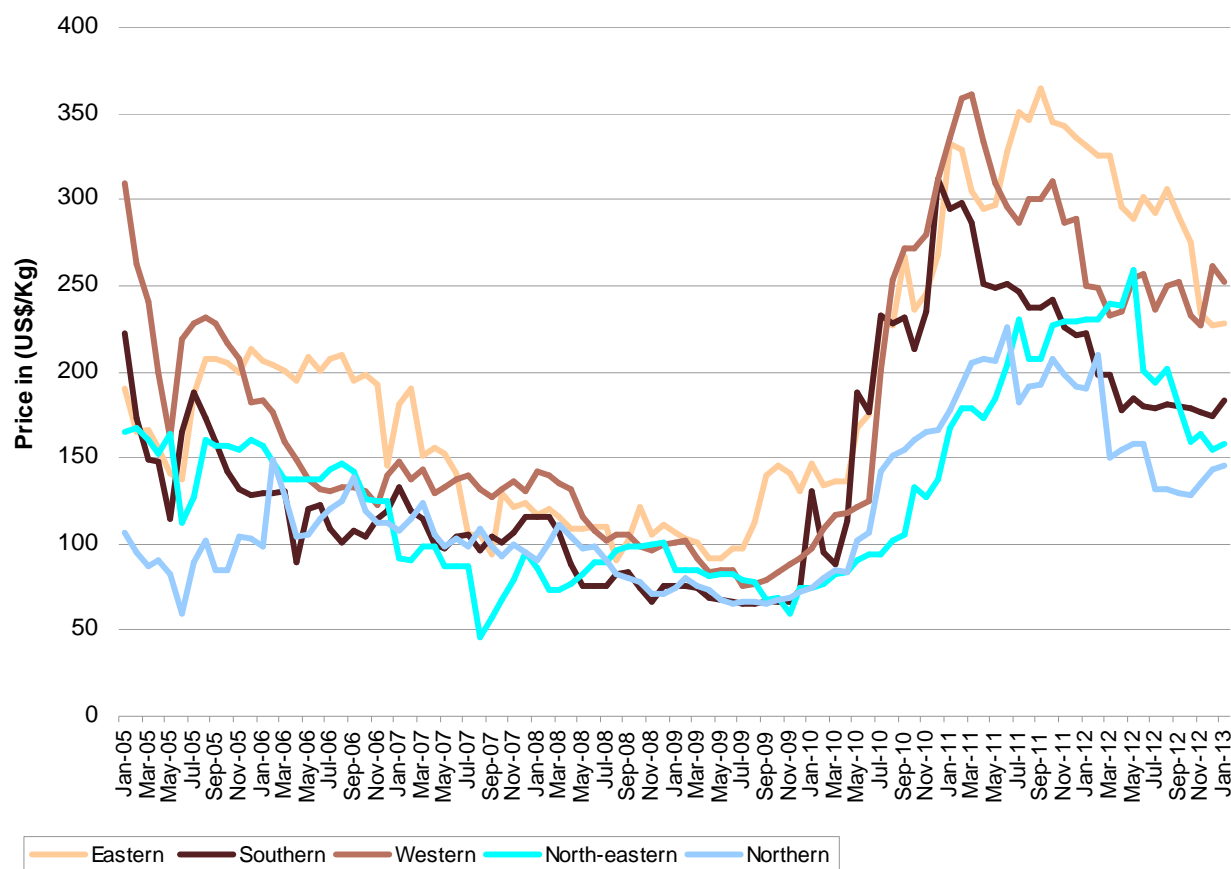


Table 4: Regional average⁹ price of dry opium at farm-gate and trader level in local currency

| | | Price of 1 kg of Dry Opium in local currency | | | | | |
|---|-----------------|--|---------|-----------|---------|---|--------------------------------------|
| | | Dec-12 | | Jan-13 | | | |
| Region | Local currency | Farm-gate | Trader | Farm-gate | Trader | Change at farm-gate level (Jan-Dec) (%) | Change at trader level (Jan-Dec) (%) |
| Eastern region (Kunar, Laghman, Nangarhar) | Pakistani Rupee | 21,707 | 22,097 | 21,469 | 22,097 | -1% | +0% |
| Southern region (Hilmand, Kandahar, Uruzgan, Zabul) | Pakistani Rupee | 15,248 | 16,119 | 16,616 | 17,675 | +9% | +10% |
| Western region (Badghis, Ghor) * | Afghani | 11,699 | 12,071 | 11,699 | 12,071 | +0% | +0% |
| Western region (Farah, Hirat, Nimroz) * | Iranian Tuman | 841,746 | 860,081 | 862,857 | 881,193 | +3% | +2% |
| North-eastern region (Badakhshan, Kunduz, Takhar) | Afghani | 7,275 | 8,055 | 7,275 | 8,171 | +0% | +1% |
| Northern region (Baghlan, Balkh, Faryab) | Afghani | 6,965 | 7,462 | 7,053 | 7,517 | +1.3% | +1% |

* Western region is divided in two groups because of prices available in two currencies

⁹ Simple average of all observations

FRESH OPIUM:

At the end of January 2013, the national average price of fresh opium increased by **0.78%** from **US\$ 166/kg** in December 2012 to **US\$ 167/kg** at the farm-gate level. Similarly, the national average price of fresh opium at trader level increased by **1%** from **US\$ 173/kg** in January 2013 to **US\$ 175/kg**.

After the harvest season there is no fresh opium available, but farmers keep their fresh opium in plastic bags or dishes covered with leaves in order to preserve moisture. This opium is referred as fresh opium.

Graph 3: National average¹⁰ price of fresh opium at farm-gate and trader level, US\$/kg (August 2009 to January 2013)

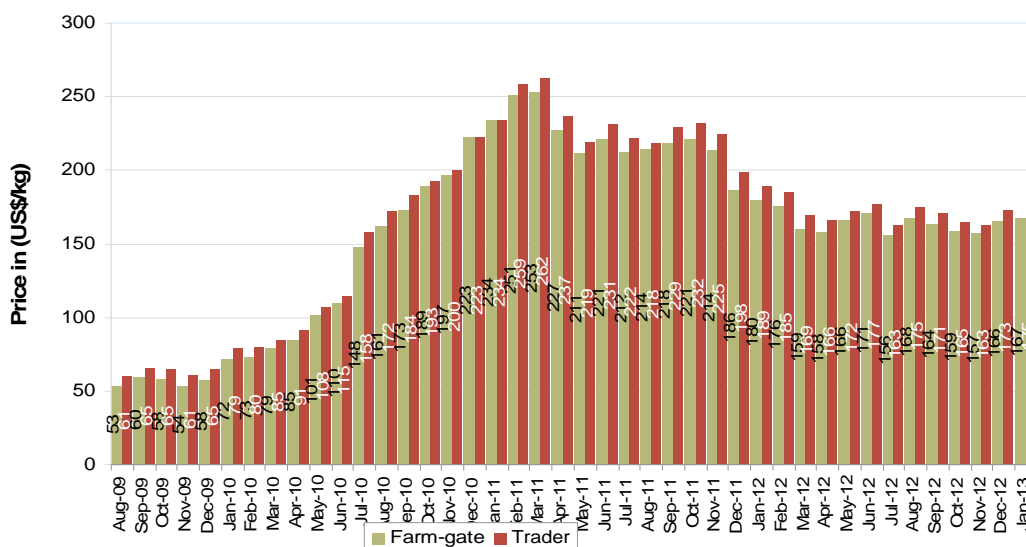


Table 5: Regional average¹¹ price of fresh opium at farm-gate and trader level in local currency

| | | Price of 1 kg of Fresh Opium in local currency | | | | | |
|---|-----------------|--|---------|-----------|---------|---|--------------------------------------|
| | | Dec-12 | | Jan-13 | | | |
| Region | Local currency | Farm-gate | Trader | Farm-gate | Trader | Change at farm-gate level (Jan-Dec) (%) | Change at trader level (Jan-Dec) (%) |
| Eastern region (Kunar, Laghman, Nangarhar) | Pakistani Rupee | NA | NA | NA | NA | NA | NA |
| Southern region (Hilmand, Kandahar, Uruzgan, Zabul) | Pakistani Rupee | 14,448 | 15,346 | 14,287 | 15,267 | -1.1% | -0.5% |
| Western region (Badghis, Ghor) * | Afghani | 9,379 | 9,670 | 9,379 | 9,670 | +0% | +0% |
| Western region (Farah, Hirat, Nimroz) * | Imanian Tuman | 771,207 | 785,194 | 792,319 | 806,306 | +2.74% | +2.69% |
| North-eastern region (Badakhshan, Kunduz, Takhar) | Afghani | NA | NA | NA | NA | NA | NA |
| Northern region (Baghlan, Balkh, Faryab) | Afghani | 5,837 | 6,320 | 6,204 | 6,732 | +6% | +7% |

* Western region is divided in two groups because of prices available in two currencies

¹⁰ Simple average of all observations

¹¹ Simple average of all observations

Table 6: Number of observations of dry and fresh opium prices

| | Number of observations (n) | | Number of provinces price collected |
|--------------------|----------------------------|--------------|-------------------------------------|
| | Farm-gate price | Trader price | |
| Dry Opium | 186 | 184 | 18 |
| Fresh Opium | 120 | 119 | 12 |

HEROIN:

There are several types of heroin available in Afghanistan with different quality. The prices of White powder (injection) in Nangarhar province, White powder (Crystal) in Kandahar and Balkh provinces, Off-white (Crystal)-100% in Badakhshan province and White powder-high quality (70-80% pure) in Hirat province are the most expensive heroin reported in Afghanistan. The cheapest heroin (**US\$ 41/kg**) is called as Khata # 2 reported in Nangarhar province.

Table 7: Prices of different types of Heroin in Afghanistan, (US\$/kg), Jan 2012 - Jan 2013

| Province | Types of Heroin | Jan-12 | Feb-12 | Mar-12 | Apr-12 | May-12 | Jun-12 | Jul-12 | Aug-12 | Sep-12 | Oct-12 | Nov-12 | Dec-12 | Jan-13 | Change (Jan-Dec) % |
|------------|---|--------|--------|--------|--------|--------|--------|--------|--------|--------|--------|--------|--------|--------|--------------------|
| Badakhshan | Chara (20%) | 912 | 913 | 1,007 | 1,008 | 1,299 | 1,160 | 1,456 | 1,364 | 1733 | 1511 | 1561 | 1442 | 1451 | +1% |
| | Off- white powder (Crystal) - 100% | 4,254 | 4,260 | 4,631 | 4,613 | 4,798 | 4,545 | 3,883 | 3,411 | 5199 | 4722 | 4879 | 4037 | 4062 | +1% |
| Balkh | Bist powder | 2,471 | 2,495 | 2,454 | 2,467 | 2,480 | 2,388 | 2,350 | 2,339 | 2292 | 2323 | 2402 | 2558 | 2813 | +10% |
| | White powder (Crystal) | 4,598 | 4,625 | 4,583 | 4,573 | 4,579 | 4,427 | 4,388 | 4,385 | 4275 | 4231 | 4255 | 4347 | 4424 | +2% |
| Hirat | Morphine | NA | 1,081 | 1,053 | 1,047 | 1,295 | 1,306 | 1,298 | 1,429 | 1191 | 946 | 872 | 984 | 931 | -5% |
| | Off- white coarse powder (Crystal) | NA | 1,622 | 1,658 | 1,623 | 1,928 | 1,833 | 1,667 | 2,049 | 1939 | 1546 | 1463 | 1607 | 1471 | -8% |
| | White powder - high quality (70-80% pure) | na | na | na | na | 4,250 | 4,031 | 3,794 | 3,941 | 3271 | 2603 | 2491 | 2787 | 2613 | -6% |
| | White powder - low quality (less than 50% pure) * | 1,750 | 2,703 | 2,737 | 2,618 | 2,500 | 2,389 | 2,227 | 2,365 | 1939 | 1577 | 1494 | 1639 | 1562 | -5% |
| Kandahar | Morphine | 2,528 | 2,516 | 2,449 | 2,205 | 2,202 | 2,121 | 2,119 | 2,141 | 2137 | 2121 | 2084 | 2060 | 2086 | +1% |
| | Off- white powder (Batan) - high quality | 2,183 | 2,124 | 2,059 | 2,040 | 2,037 | 1,983 | 1,960 | 1,927 | 1816 | 1803 | 1771 | 1761 | 1868 | +6% |
| | Off- white powder (Batan) - low quality | 1,413 | 1,342 | 1,224 | 1,213 | 1,211 | 1,166 | 1,165 | 1,177 | 1175 | 1166 | 1146 | 1133 | 1246 | +10% |
| | White powder (Crystal) | 3,390 | 3,242 | 3,651 | 3,473 | 3,414 | 3,287 | 3,284 | 3,372 | 3312 | 3287 | 3230 | 3213 | 3270 | +2% |
| Nangarhar | Bist powder | 3,447 | 2,617 | 2,520 | 2,479 | 2,423 | 2,334 | 2,336 | 2,243 | 2239 | 2333 | 2,188 | 2,368 | 1,951 | -18% |
| | Chara # 1 | 161 | 178 | 175 | 149 | 143 | 95 | 106 | 107 | 117 | 117 | 115 | 72 | 103 | +42% |
| | Chara # 2 | 92 | 111 | 110 | 72 | 55 | 64 | 64 | 64 | 64 | 64 | 63 | 41 | 72 | +74% |
| | Khata # 1 | 138 | 89 | 88 | 88 | 77 | 74 | 74 | 75 | 75 | 74 | 73 | 62 | 62 | +0% |
| | Khata # 2 | 57 | 45 | 44 | 55 | 44 | 42 | 42 | 43 | 53 | 53 | 52 | 31 | 41 | +33% |
| | Off- white powder (Batan) | 4,367 | 3,731 | 3,670 | 3,526 | 3,469 | 3,342 | 3,504 | 3,311 | 3306 | 3520 | 3126 | 3192 | 3080 | -4% |
| | White powder (Injection) | 5,056 | 4,956 | 5,039 | 4,848 | 4,735 | 4,562 | 4,459 | 4,593 | 4425 | 4644 | 4168 | 4222 | 4107 | -3% |
| Takhar | Off- white powder (Crystal) - 60% | 3,039 | 3,043 | 3,021 | 3,008 | 3,199 | 2,901 | 2,427 | 2,534 | 2696 | 2550 | 2635 | 2403 | 2418 | +1% |

* Due to change of information source in February 2012, the price may not be directly comparable with previous months.

Graph 4: Prices of different types of heroin in Afghanistan, (US\$/kg), January 2013

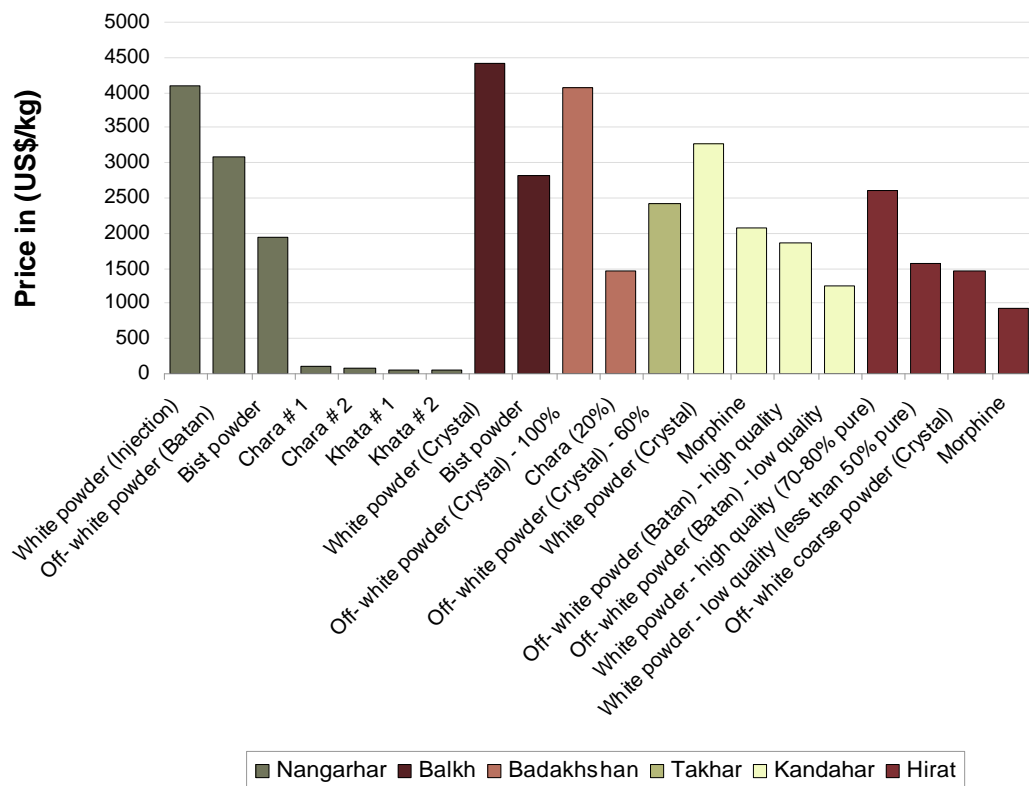


Table 8: Prices of 1 kilogram of different types of Heroin in local currency

| Province | Types of heroin | Local currency | Prices of 1 kg of different types of heroin in local currency | | Change (Jan-Dec) % |
|------------|---|-----------------|---|---------|--------------------|
| | | | Dec-12 | Jan-13 | |
| Badakhshan | Chara (20%) | Afghani | 75,000 | 75,000 | +0% |
| | Off- white powder (Crystal) - 100% | Afghani | 210,000 | 210,000 | +0% |
| Balkh | Bist powder | Afghani | 133,000 | 145,000 | +9% |
| | White powder (Crystal) | Afghani | 226,000 | 228,000 | +1% |
| Hirat | Morphine | Iranian Tuman | 3000000 | 3100000 | +3% |
| | Off- white coarse powder (Crystal) | Iranian Tuman | 4900000 | 4900000 | +0% |
| | White powder - high quality (70-80% pure) | Iranian Tuman | 8500000 | 8700000 | +2% |
| | White powder - low quality (less than 50% pure) | Iranian Tuman | 5000000 | 5200000 | +4% |
| Kandahar | Morphine | Pakistani Rupee | 200,000 | 201,000 | +1% |
| | Off- white powder (Batan) - high quality | Pakistani Rupee | 171,000 | 180,000 | +5% |
| | Off- white powder (Batan) - low quality | Pakistani Rupee | 110,000 | 120,000 | +9% |
| | White powder (Crystal) | Pakistani Rupee | 312,000 | 315,000 | +1% |
| Nangarhar | Bist powder | Pakistani Rupee | 230,000 | 190,000 | -17% |
| | Chara # 1 | Pakistani Rupee | 7,000 | 10,000 | +43% |
| | Chara # 2 | Pakistani Rupee | 4,000 | 7,000 | +75% |
| | Khata # 1 | Pakistani Rupee | 6,000 | 6,000 | +0% |
| | Khata # 2 | Pakistani Rupee | 3,000 | 4,000 | +33% |
| | Off- white powder (Batan) | Pakistani Rupee | 310,000 | 300,000 | -3% |
| | White powder (Injection) | Pakistani Rupee | 410,000 | 400,000 | -2% |
| Takhar | Off- white powder (Crystal) - 60% | Pakistani Rupee | 125000 | 125000 | +0% |

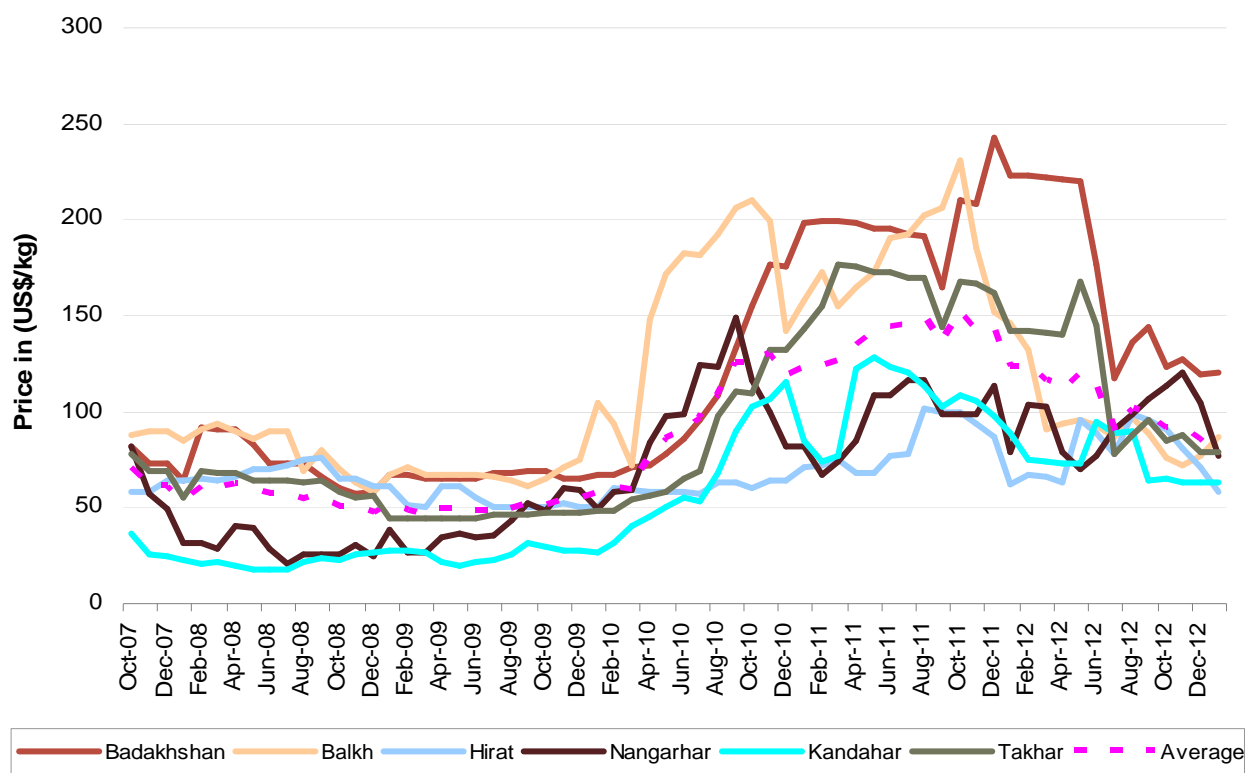
CANNABIS RESIN:

There are mainly three types of cannabis resin available in Afghanistan namely Garda # 1, # 2 and # 3 with quality as best, moderate and fair respectively. Garda # 1 (Shirak) in Badakhshan province has become the most expensive cannabis resin because of its pure quality. Earlier Garda # 1 (Jooshi) of Balkh province was most expensive and popular because of its high quality however it lost its demand due to its blending with lower quality hashish.

Table 9: Prices of different types of cannabis resin in Afghanistan, (US\$/kg), Jan 2012 - Jan 2013

| Province | Types of cannabis resin | Jan-12 | Feb-12 | Mar-12 | Apr-12 | May-12 | Jun-12 | Jul-12 | Aug-12 | Sep-12 | Oct-12 | Nov-12 | Dec-12 | Jan-13 | Change (Jan-Dec) % |
|------------|-------------------------|--------|--------|--------|--------|--------|--------|--------|--------|--------|--------|--------|--------|--------|--------------------|
| Badakhshan | Garda # 1 (Shirak) | 223 | 223 | 222 | 221 | 220 | 177 | 117 | 136 | 144 | 123 | 127 | 119 | 120 | +1% |
| Balkh | Garda # 1 (Jooshi) | 146 | 132 | 91 | 94 | 96 | 93 | 87 | 97 | 89 | 76 | 72 | 77 | 87 | +13% |
| | Garda # 2 (Morchajosh) | 109 | 91 | 50 | 60 | 64 | 68 | 62 | 78 | 73 | 60 | 57 | 62 | 70 | +13% |
| Hirat | Garda # 1 | 63 | 68 | 66 | 63 | 96 | 89 | 78 | 99 | 96 | 91 | 81 | 71 | 58 | -18% |
| | Garda # 2 | 43 | 46 | 45 | 42 | 60 | 56 | 48 | 62 | 67 | 65 | 53 | 36 | 29 | -19% |
| Kandahar | Garda # 1 | 89 | 75 | 74 | 73 | 73 | 95 | 89 | 90 | 64 | 65 | 63.4 | 63.0 | 62.9 | -0.2% |
| | Garda # 2 | 60 | 47 | 45 | 44 | 44 | 67 | 64 | 65 | 45 | 47 | 45.6 | 45.3 | 45.2 | -0.2% |
| | Garda # 3 | 33 | 22 | 22 | 22 | 22 | 36 | 31 | 33 | 21 | 24 | 23.2 | 23.0 | 23.0 | -0.2% |
| Nangarhar | Garda # 1 | 79 | 104 | 103 | 79 | 70 | 77 | 91 | 99 | 107 | 113 | 120 | 105 | 77 | -26% |
| | Garda # 2 | 63 | 72 | 72 | 39 | 31 | 46 | 46 | 53 | 61 | 63 | 82 | 67 | 44 | -34% |
| | Garda # 3 | 24 | 32 | 32 | 24 | 17 | 23 | 23 | 23 | 23 | 26 | 33 | 31 | 28 | -10% |
| Takhar | Garda # 1 (Shirak) | 142 | 142 | 141 | 140 | 168 | 145 | 78 | 88 | 96 | 85 | 88 | 79 | 79.3 | +0.4% |

Graph 5: Average¹² price of cannabis resin (Garda # 1, best quality) in US\$/kg, Oct 2007 Jan 2013



¹² Simple average of all observations

Graph 6: Prices of different types of cannabis resin in Afghanistan, (US\$/kg), January 2013

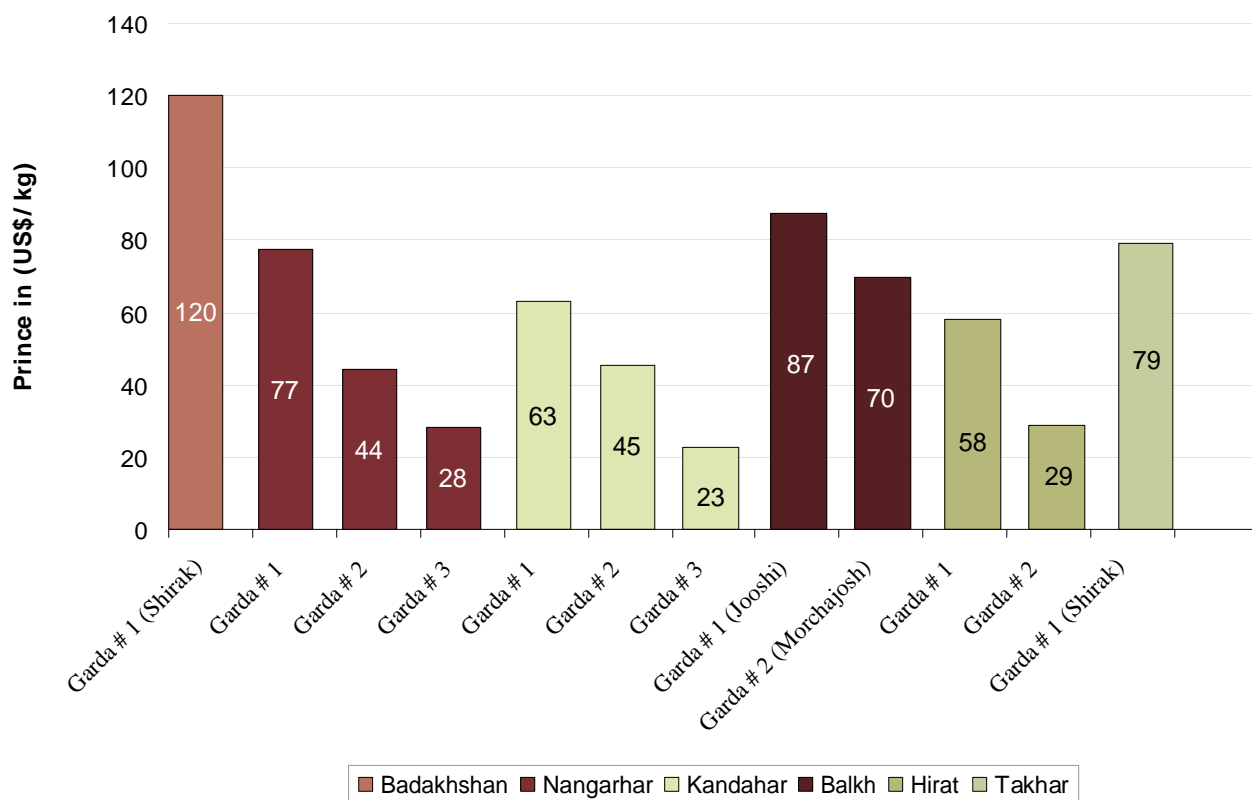


Table 10: Prices of 1 kilogram of different types of cannabis resin in Afghanistan in local currency, December 2012- January 2013

| | | | Prices of 1 kg of different types of cannabis resin in local currency | | Change (Jan-Dec) % |
|------------|-------------------------|-----------------|---|--------|--------------------|
| Province | Types of cannabis resin | Local currency | Dec-12 | Jan-13 | |
| Badakhshan | Garda # 1 (Shirak) | Afghani | 6,200 | 6200 | +0% |
| Balkh | Garda # 1 (Jooshi) | Afghani | 4,000 | 4500 | +13% |
| | Garda # 2 (Morchajosh) | Afghani | 3,200 | 3600 | +13% |
| Hirat | Garda # 1 | Iranian Tuman | 216,000 | 193500 | -10% |
| | Garda # 2 | Iranian Tuman | 111,000 | 96700 | -13% |
| Kandahar | Garda # 1 | Pakistani Rupee | 6,089 | 6,089 | +0% |
| | Garda # 2 | Pakistani Rupee | 4,378 | 4,378 | +0% |
| | Garda # 3 | Pakistani Rupee | 2,222 | 2,222 | +0% |
| Nangarhar | Garda # 1 | Pakistani Rupee | 10,142 | 7,500 | -26% |
| | Garda # 2 | Pakistani Rupee | 6,428 | 4,285 | -33% |
| | Garda # 3 | Pakistani Rupee | 3,000 | 2,714 | -10% |
| Takhar | Garda # 1 (Shirak) | Afghani | 4,100 | 4,100 | +0% |

LICIT CROPS:

Prices of wheat, cotton, saffron, rice (imported) and rice (local) collected in six provinces of Afghanistan are shown in below table.

Table 11: Prices of wheat, cotton, saffron, imported and local rice in Afghanistan in local currency, January 2013

| Province | Types of crops | Price/Kg in Pakistani Rupee (PRs) | Price/Kg in Afghani (AFs) | Price/Kg in (US\$) |
|------------|----------------|-----------------------------------|---------------------------|--------------------|
| Badakhshan | Wheat | - | 22 | 0.4 |
| Badakhshan | Rice Imported | - | 85 | 1.6 |
| Badakhshan | Rice Local | - | 58 | 1.1 |
| Balkh | Wheat | - | 19 | 0.4 |
| Balkh | Cotton | - | 30 | 0.6 |
| Balkh | Rice Imported | - | 85 | 1.6 |
| Balkh | Rice Local | - | 62 | 1.2 |
| Hirat | Wheat | - | 22 | 0.4 |
| Hirat | Cotton | - | 90 | 2 |
| Hirat | Saffron | - | 90,000 | 1746 |
| Hirat | Rice Imported | - | 80 | 1.6 |
| Hirat | Rice Local | - | 66 | 1.3 |
| Kandahar | Wheat | 50 | - | 0.5 |
| Kandahar | Cotton | 156 | - | 1.6 |
| Kandahar | Rice Imported | 170 | - | 1.8 |
| Nangarhar | Wheat | 37 | - | 0.4 |
| Nangarhar | Cotton | 171 | - | 1.8 |
| Nangarhar | Rice Imported | 134 | - | 1.4 |
| Nangarhar | Rice Local | 46 | - | 0.5 |
| Takhar | Wheat | - | 20 | 0.4 |
| Takhar | Rice Imported | - | 40 | 0.8 |
| Takhar | Rice Local | - | 80 | 1.6 |

CANNABIS AND POPPY SEEDS:

Prices of cannabis and poppy seeds are collected in eighteen provinces of Afghanistan are shown in below table.

Table 12: Prices of cannabis and poppy seeds in local currency, December 2012 – January 2013

| Province | Types of seed | Local currency | Prices of 1 kg of cannabis seed and poppy seed in local currency | | Change (Jan-Dec) (%) |
|------------|---------------|------------------|--|--------|----------------------|
| | | | Dec-12 | Jan-13 | |
| Badakhshan | Poppy seed | Afghani | 35 | 35 | +0% |
| | Cannabis seed | Afghani | 27 | 27 | +0% |
| Baghlan | Poppy seed | Afghani | 35 | 40 | +14% |
| | Cannabis seed | Afghani | 15 | 20 | +33% |
| Balkh | Poppy seed | Afghani | 50 | 50 | +0% |
| | Cannabis seed | Afghani | 20 | 30 | +50% |
| Farah | Poppy seed | Afghani | 45 | 28 | -39% |
| | Cannabis seed | Afghani | 28 | 25 | -9% |
| Faryab | Poppy seed | Afghani | 70 | 80 | +14% |
| | Cannabis seed | Afghani | 20 | 20 | +0% |
| Hilmand | Poppy seed | Afghani | 38 | 36 | -6% |
| | Cannabis seed | Afghani | 20 | 21 | +3% |
| Hirat | Poppy seed | Afghani | 48 | 48 | +0% |
| | Cannabis seed | Afghani | 33 | 50 | +54% |
| Kabul | Poppy seed | Afghani | 28 | 20 | -29% |
| Kandahar | Poppy seed | Afghani | 42 | 42 | +0% |
| | Cannabis seed | Afghani | 18 | 19 | +6% |
| Kapisa | Poppy seed | Afghani | 23 | 22 | -4% |
| Kunar | Poppy seed | Pakistani Ruppee | 72 | 29 | -59% |
| Laghman * | Poppy seed | Pakistani Ruppee | 80 | 25 | -69% |
| Logar | Cannabis seed | Afghani | 25 | 25 | +0% |
| Nangarhar | Poppy seed | Pakistani Ruppee | 107 | 31 | -71% |
| | Cannabis seed | Pakistani Ruppee | 15 | 12 | -23% |
| Paktya | Cannabis seed | Afghani | 23 | 20 | -13% |
| Takhar | Poppy seed | Afghani | 33 | 33 | +0% |
| | Cannabis seed | Afghani | 20 | 20 | +0% |
| Uruzgan | Poppy seed | Afghani | 40 | 40 | +0% |
| | Cannabis seed | Afghani | 18 | 18 | +0% |
| Zabul | Poppy seed | Afghani | 42 | 42 | +0% |
| | Cannabis seed | Afghani | 20 | 20 | +0% |

PRICES OF HEROIN, OPIUM AND HASHISH AT CONSUMER LEVEL:

The consumer prices of heroin, opium and hashish collected in different regions of Afghanistan are as below. The quality of product varies in different regions.

Graph 7: Regional average¹³ prices of heroin, opium and hashish at consumer level in (US\$/Kg), January 2013

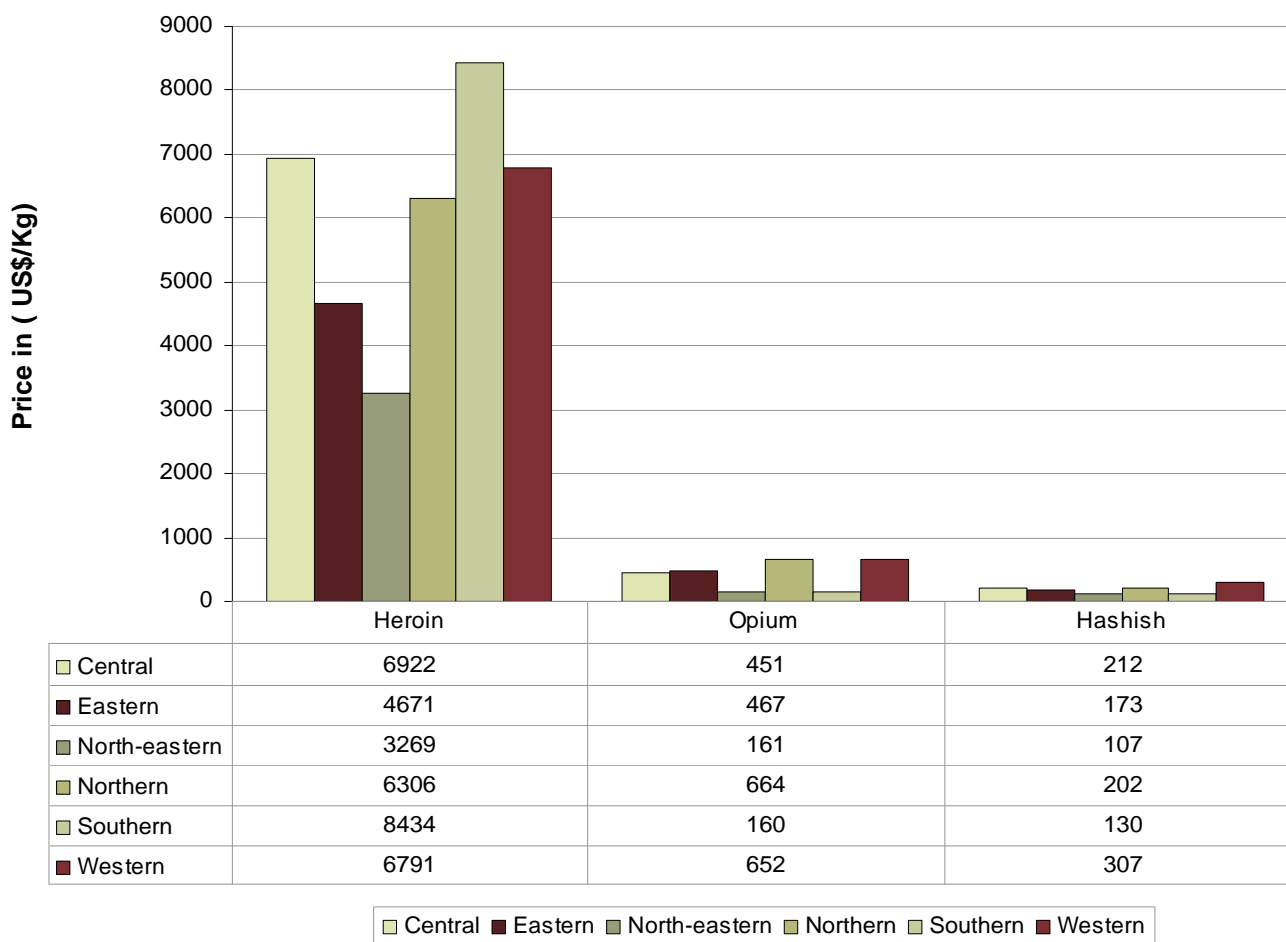


Table 13: Average¹⁴ prices of Heroin, Opium and Hashish at consumer level in Afghanistan, (US\$/kg), January 2012- January 2013

| Types of drug | Average prices in (US\$/kg) | | | | | | | | | | | | | Change (Jan-Dec) (%) |
|---------------|-----------------------------|--------|--------|--------|--------|--------|--------|--------|--------|--------|--------|--------|--------|----------------------|
| | Jan-12 | Feb-12 | Mar-12 | Apr-12 | May-12 | Jun-12 | Jul-12 | Aug-12 | Sep-12 | Oct-12 | Nov-12 | Dec-12 | Jan-13 | |
| Heroin | 6,397 | 6,179 | 6,078 | 6,716 | 6,414 | 6,635 | 6,460 | 6,715 | 6,379 | 6,070 | 5,922 | 5,826 | 5,885 | +1% |
| Opium | 539 | 509 | 499 | 488 | 494 | 492 | 471 | 436 | 438 | 423 | 456 | 458 | 448 | -2% |
| Hashish | 282 | 272 | 263 | 253 | 255 | 245 | 224 | 211 | 206 | 213 | 210 | 200 | 195 | -3% |

¹³ Simple average of all observations

¹⁴ Simple average of all observations

PRICES OF DRUGS IN PAKISTAN:

The prices of different types of opium, heroin and hashish reported from Quetta and Peshawar in Pakistan are as below:

A. PESHAWAR

OPIUM:

There are three types of dry opium namely Opium - Afghanistan (opium of Afghanistan), Opium - Terra and Opium - Tapa (adulterated) available in Peshawar, Pakistan. Opium-Terra is the most expensive opium reported in Peshawar.

Table 14: Prices of different types of opium in Peshawar, Pakistan in (US\$/Kg):

| Types of opium | Jan-12 | Feb-12 | Mar-12 | Apr-12 | May-12 | Jun-12 | Jul-12 | Aug-12 | Sep-12 | Oct-12 | Nov-12 | Dec-12 | Jan-13 | Change (Jan-Dec) % |
|----------------------------|--------|--------|--------|--------|--------|--------|--------|--------|--------|--------|--------|--------|--------|--------------------|
| Opium - Terra | 438 | 481 | 471 | 457 | 463 | 424 | 409 | 406 | 455 | 455 | 478 | 453 | 331 | -27% |
| Opium - Afghanistan | 405 | 425 | 416 | 397 | 385 | 361 | 350 | 342 | 381 | 392 | 405 | 376 | 274 | -27% |
| Opium - Tapa (adulterated) | 214 | 268 | 263 | 253 | 253 | 180 | 181 | 176 | 196 | 201 | 239 | 190 | 191 | +0.3% |

HEROIN:

There are three types of heroin namely White (Injection), Yellow (Batan) and Saada (Ordinary) available in Peshawar, Pakistan. White (injection) is the most expensive one. White (injection) heroin is the most expensive heroin reported in Peshawar.

Table 15: Prices of different types of heroin in Peshawar, Pakistan in (US\$/Kg):

| Types of heroin | Jan-12 | Feb-12 | Mar-12 | Apr-12 | May-12 | Jun-12 | Jul-12 | Aug-12 | Sep-12 | Oct-12 | Nov-12 | Dec-12 | Jan-13 | Change (Jan-Dec) % |
|----------------------------|--------|--------|--------|--------|--------|--------|--------|--------|--------|--------|--------|--------|--------|--------------------|
| Heroin - White (Injection) | 4,835 | 4,919 | 4,820 | 5,124 | 5,066 | 4,934 | 4,990 | 4,913 | 5,084 | 5,031 | 5,041 | 4,994 | 4,855 | -3% |
| Heroin - Yellow (Batan) | 4,666 | 4,752 | 4,656 | 4,904 | 4,845 | 4,668 | 4,725 | 4,700 | 4,872 | 4,872 | 4,833 | 4,767 | 4,649 | -2% |
| Heroin - Saada (Ordinary) | 1,462 | 1,789 | 1,753 | 1,873 | 2,037 | 1,772 | 1,752 | 1,784 | 1,906 | 1,959 | 2,027 | 1,956 | 1,860 | -5% |

HASHISH:

There are three types of hashish namely Hashish - Garda # 1, # 2 and # 3 available in Peshawar, Pakistan. Hashish-Garda#1 is the most expensive hashish reported in Peshawar.

Table 16: Prices of different types of Hashish in Peshawar, Pakistan in (US\$/Kg):

| Types of hashish | Jan-12 | Feb-12 | Mar-12 | Apr-12 | May-12 | Jun-12 | Jul-12 | Aug-12 | Sep-12 | Oct-12 | Nov-12 | Dec-12 | Jan-13 | Change (Jan-Dec) % |
|---------------------|--------|--------|--------|--------|--------|--------|--------|--------|--------|--------|--------|--------|--------|--------------------|
| Hashish - Garda # 1 | 585 | 630 | 624 | 628 | 551 | 541 | 573 | 566 | 572 | 551 | 551 | 525 | 532 | +1% |
| Hashish - Garda # 2 | 371 | 391 | 383 | 408 | 418 | 403 | 393 | 385 | 392 | 381 | 405 | 360 | 372 | +3% |
| Hashish - Garda # 3 | 236 | 235 | 230 | 253 | 363 | 340 | 340 | 331 | 318 | 307 | 218 | 278 | 289 | +4% |

Table 17: Prices of different types of drugs in Peshawar, Pakistan in local currency, (Pak Rupee/kg):

| | | Price in (Pakistani Rupee)/kg | |
|---------------------------|---------|-------------------------------|--------------------|
| Types of drugs | Dec-12 | Jan-13 | Change (Jan-Dec) % |
| Opium -Afghanistan | 36,500 | 26,500 | -27% |
| Opium -Tapa (Adulterated) | 18,500 | 18,500 | +0% |
| Opium -Terra | 44,000 | 32,000 | -27% |
| Heroin -White (Injection) | 485,000 | 470,000 | -3% |
| Heroin -Yellow (Batan) | 463,000 | 450,000 | -3% |
| Heroin -Saada (Ordinary) | 190,000 | 180,000 | -5% |
| Hashish -Garda # 1 | 51,000 | 51,500 | +1% |
| Hashish -Garda # 2 | 35,000 | 36,000 | +3% |
| Hashish -Garda # 3 | 27,000 | 28,000 | +4% |

B. QUETTA

OPIUM:

Table 18: Prices of different quality of opium in Quetta, Pakistan in (US\$/Kg):

| Quality of opium | Aug-12 | Sep-12 | Oct-12 | Nov-12 | Dec-12 | Jan-13 | Change (Jan-Dec) % |
|------------------|--------|--------|--------|--------|--------|--------|--------------------|
| High quality | 427 | 455 | 488 | 488 | 494 | 517 | +5% |
| Medium quality | 385 | 402 | 424 | 446 | 453 | 465 | +3% |
| Low quality | 320 | 371 | 371 | 382 | 412 | 413 | +0.3% |

HEROIN:

Table 19: Prices of different quality of heroin in Quetta, Pakistan in (US\$/Kg):

| Quality of heroin | Aug-12 | Sep-12 | Oct-12 | Nov-12 | Dec-12 | Jan-13 | Change (Jan-Dec) % |
|------------------------|--------|--------|--------|--------|--------|--------|--------------------|
| High quality (Crystal) | 6,409 | 6,355 | 6,362 | 6,365 | 6,385 | 6,457 | +1% |
| Medium quality | 3,739 | 3,601 | 3,817 | 3,819 | 3,707 | 3,719 | +0.3% |
| Low quality | 2,670 | 2,383 | 2,121 | 2,016 | 2,060 | 2,118 | +3% |

HASHISH:

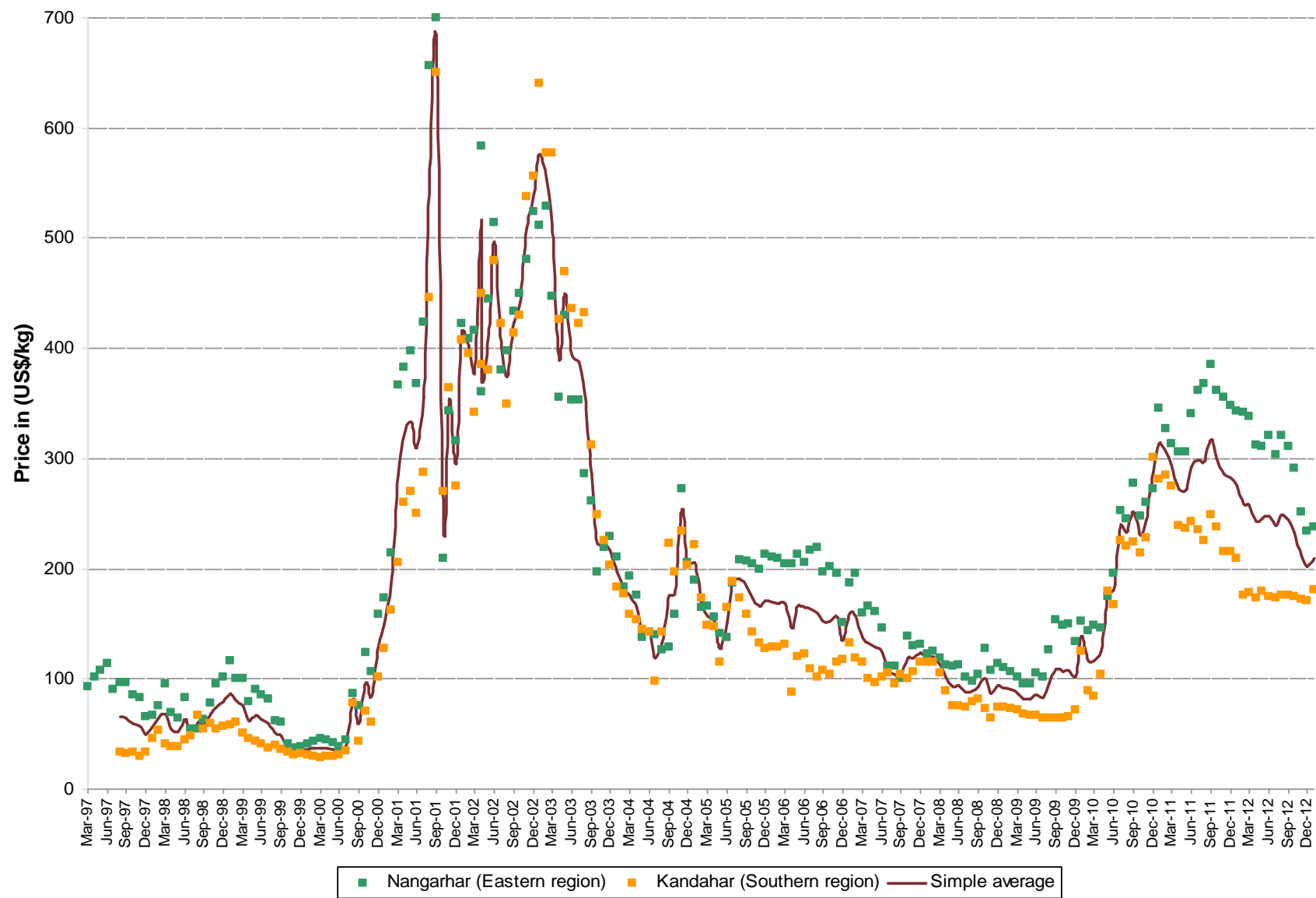
Table 20: Prices of different quality of Hashish in Quetta, Pakistan in (US\$/Kg):

| Quality of hashish | Aug-12 | Sep-12 | Oct-12 | Nov-12 | Dec-12 | Jan-13 | Change (Jan-Dec) % |
|--------------------|--------|--------|--------|--------|--------|--------|--------------------|
| High quality | 342 | 360 | 382 | 382 | 412 | 465 | +13% |
| Medium quality | 299 | 318 | 339 | 339 | 360 | 393 | +9% |

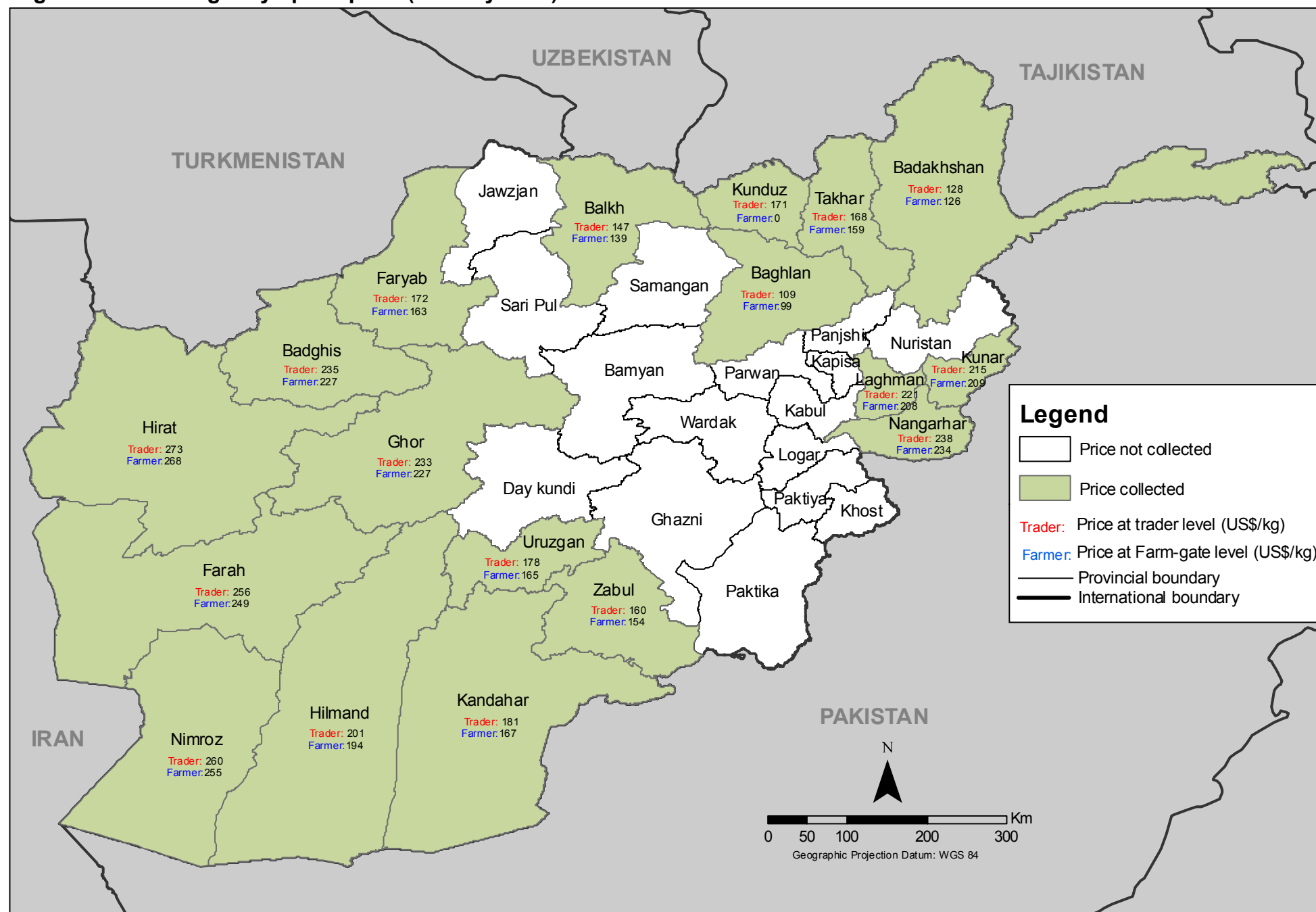
Table 21: Prices of different types of drugs in Quetta, Pakistan in local currency, (Pak Rupee/kg):

| Types of drugs | Price in (Pakistani Rupee)/kg | | |
|--------------------------------|-------------------------------|---------|--------------------|
| | Dec-12 | Jan-13 | Change (Jan-Dec) % |
| Opium -High quality | 48,000 | 50,000 | +4% |
| Opium -Medium quality | 44,000 | 45,000 | +2% |
| Opium -Low quality | 40,000 | 40,000 | +0% |
| Heroin -High quality (Crystal) | 620,000 | 625,000 | +1% |
| Heroin -Medium quality | 360,000 | 360,000 | +0% |
| Heroin -Low quality | 200,000 | 205,000 | +3% |
| Hashish -High quality | 40,000 | 45,000 | +13% |
| Hashish -Medium quality | 35,000 | 38,000 | +9% |

Graph 8: Average price of dry opium collected from traders in Nangarhar and Kandahar provinces (US\$/Kg), March 1997 – January 2013



Afghanistan: Average dry opium price (January 2013)



Source: Government of Afghanistan - National monitoring system implemented by MCN / UNODC

Note: The boundaries and names shown and the designations used on this map do not imply official endorsement or acceptance by the United Nations.

Regional grouping of provinces for the opium poppy survey in Afghanistan



Source: Government of Afghanistan - National monitoring system implemented by UNODC

Note: The boundaries and names shown and the designations used on this map do not imply official endorsement or acceptance by the United Nations.