



**Islamic Republic of Afghanistan
Ministry of Counter Narcotics**



UNODC
United Nations Office on
Drugs and Crime

February 2014 مطابق حوت ۱۳۹۲، هجری - شمسی

Afghanistan Drug Price Monitoring Monthly Report



**Ministry of Counter Narcotics, Islamic Republic of Afghanistan, Kabul
And
United Nations Office on Drugs and Crime, Kabul**

Abbreviations

MCN: Ministry of Counter Narcotics

UNODC: United Nations Office on Drugs and Crime

ACKNOWLEDGEMENTS

The following organizations and individuals contributed to the drug price data collection and analysis and preparation of this report:

Ministry of Counter-Narcotics:

Mohammad Ibrahim Azhar (Deputy Minister), Haroon Rashid Sherzad (Deputy Minister), Mir Abdullah Sadat (Director of Narcotics Survey Directorate), Sayed Najibullah Ahmadi (Economic specialist) Saraj Ahmad (Deputy Director of Narcotics Survey Directorate), Nasir Ahmad (Deputy Director of Narcotics Survey Directorate) Mohammad Ajmal (Database Officer), Sayed Shahenshah (Quality Control and Digit Specialist), Mohammad Hakim Hayat (Eradication Reporter), Mujtaba (Data entry) Fazel Karim Alimi (Admin & Finance Officer).

Survey Coordinators: Eshaq Masumi (Central Region), Mohammed Ishaq Anderabi (North-Eastern Region), Abdul Latif Ehsan (Western Region), Fida Mohammad (Northern Region), Khalil Ahmad (Southern Region) and Abdullah Dawodkhel (Eastern Region).

United Nations Office on Drugs and Crime

Devashish Dhar (International Project Coordinator), Abdul Manan Ahmadzai (Senior Survey Officer), Noor Mohammad Sadiq (Database Developer), Ahmad Jawid Ghiasee and Sayed Mehdi Sadat (Remote sensing analysts), Qahir Khan National Research Officer, Balochistan (Pakistan) and Shaukat Ullah Khan National Research Officer Peshawar (Pakistan)

Survey Coordinators: Abdul Basir Basiret (Eastern Region), Bashir Ahmad Shakir (Southern Region), Sayd Ghawash Nayer (Western Region), Emran Mehrwarz (North-eastern Region), Rahimullah Omar (Central Region), Hashmatullah Atsek (Northern Region)

Drug price report in Afghanistan was made possible by financial contribution from the Governments of United States of America and United Kingdom.

Drug price by year (Feb 2013- Feb 2014)

- **Average¹ price of dry Opium in Afghanistan, (US\$/kg)**

Dry Opium	Feb-13	Feb-14	Increase/ Decrease (%)
<i>Farm-gate price (US\$/Kg)</i>	181	142	-22%
<i>Trader price (US\$/Kg)</i>	189	150	-21%

- **Average¹ price of fresh Opium in Afghanistan, (US\$/kg)**

Fresh Opium	Feb-13	Feb-14	Increase/ Decrease (%)
<i>Farm-gate price (US\$/Kg)</i>	162	135	-17%
<i>Trader price (US\$/Kg)</i>	170	142	-16%

- **Average¹ price of Heroin in Afghanistan, (US\$/kg)**

Heroin	Feb-13	Feb-14	Increase/ Decrease (%)
<i>High Quality</i>	3,257	3,060	-6%
<i>Medium Quality</i>	2,114	1,952	-8%

- **Average¹ price of Cannabis Resin in Afghanistan, (US\$/kg)**

Types of cannabis resin	Feb-13	Feb-14	Increase/ Decrease (%)
<i>Cannabis resin (Garda # 1) price (US\$/kg)</i>	80	100	+25%
<i>Cannabis resin (Garda # 2) price (US\$/kg)</i>	50	71	+42%
<i>Cannabis resin (Garda # 3) price (US\$/kg)</i>	19	27	+42%

- **Heroin and Hashish (best quality) prices in Peshawar, Pakistan (US\$/kg)**

Best quality of Heroin/Hashish	Feb-13	Feb-14	Increase/Decrease (%)
<i>Heroin - White (Injection) price (US\$/kg)</i>	4,804	2,925	-39%
<i>Hashish - (Garda # 1) price (US\$/kg)</i>	527	547	+4%

¹ Simple average of all observations

- **Heroin and Hashish (best quality) prices in Quetta, Pakistan (US\$/kg)**

Best quality of Heroin/Hashish	Feb-13	Feb-14	Increase/Decrease (%)
Heroin - High quality (Crystal) price (US\$/kg)	6,472	3,453	-47%
Hashish - High quality price (US\$/kg)	462	537	+16%

- **Average² price of Heroin, Opium and Hashish at consumer level in Afghanistan, (US\$/kg)**

Types of drugs	Feb-13	Feb-14	Increase/Decrease (%)
Heroin	5,335	5,389	+1%
Opium	470	427	-9%
Hashish	183	204	+11%

- **Average² price of Wheat, Cotton, Saffron, Imported and Local Rice in Afghanistan, (US\$/kg)**

Types of crops	Feb-13	Feb-14	Increase/Decrease (%)
Wheat	0.43	0.38	-12%
Cotton	1.38	1.4	+3%
Saffron	1,708	1,307	-23%
Rice (imported)*	1.49	1.4	-3%
Rice (local)*	1.0	0.8	-20%

- **Average² price of poppy and cannabis seeds in Afghanistan, (US\$/kg)**

Types of seeds	Feb-13	Feb-14	Increase/Decrease (%)
Cannabis seed	0.42	0.37	-12%
Poppy seed	0.69	0.60	-13%

- **Average² price of acetic anhydride in Afghanistan, (US\$/Lit)**

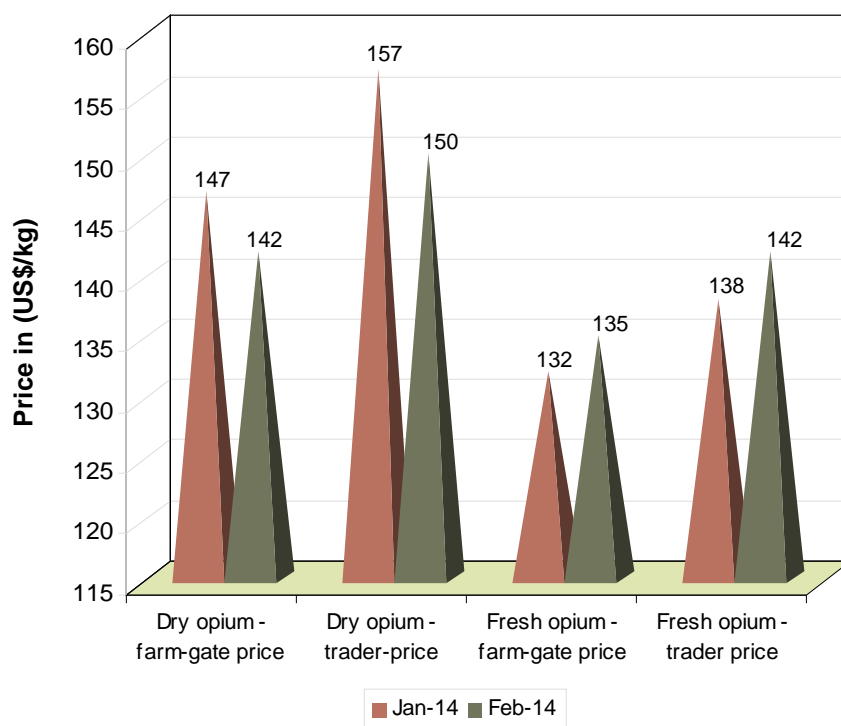
Variety of Acetic Anhydride	Feb-13	Feb-14	Increase/Decrease (%)
Acetic Anhydride - A*	215	202	-6%
Acetic Anhydride - B*	165	86	-48%
Acetic Anhydride - C*	155	77	-51%
Acetic Anhydride - D*	175	157	-10%
Acetic Anhydride - E*	167	133	-20%
Acetic Anhydride - F*	162	156	-4%

* A, B, C, D, E, F represent different variety of acetic anhydride in Afghanistan.

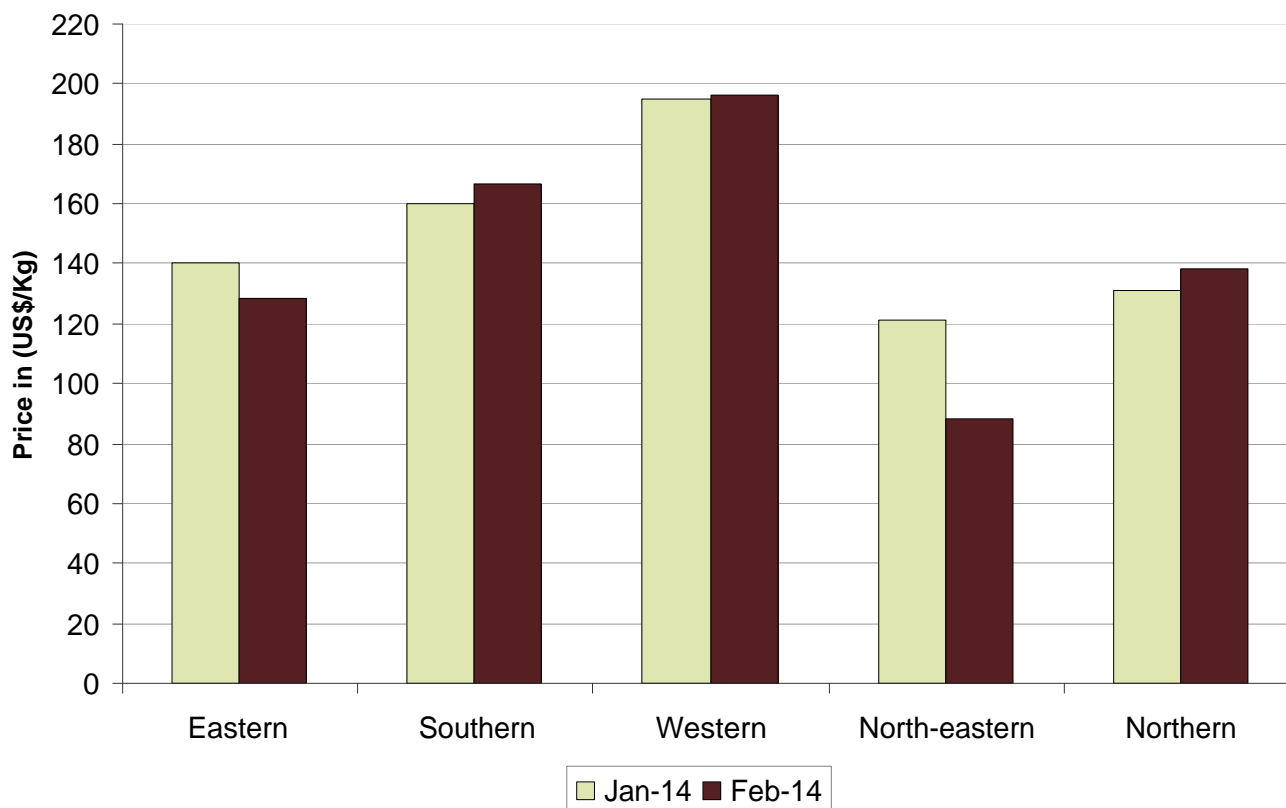
² Simple average of all observations

Drug price by Month (January 2014 – February 2014)

Price change of Dry Opium and Fresh Opium (January 2014 and February 2014)



Regional average price of dry opium from traders (January 2014 – February 2014)

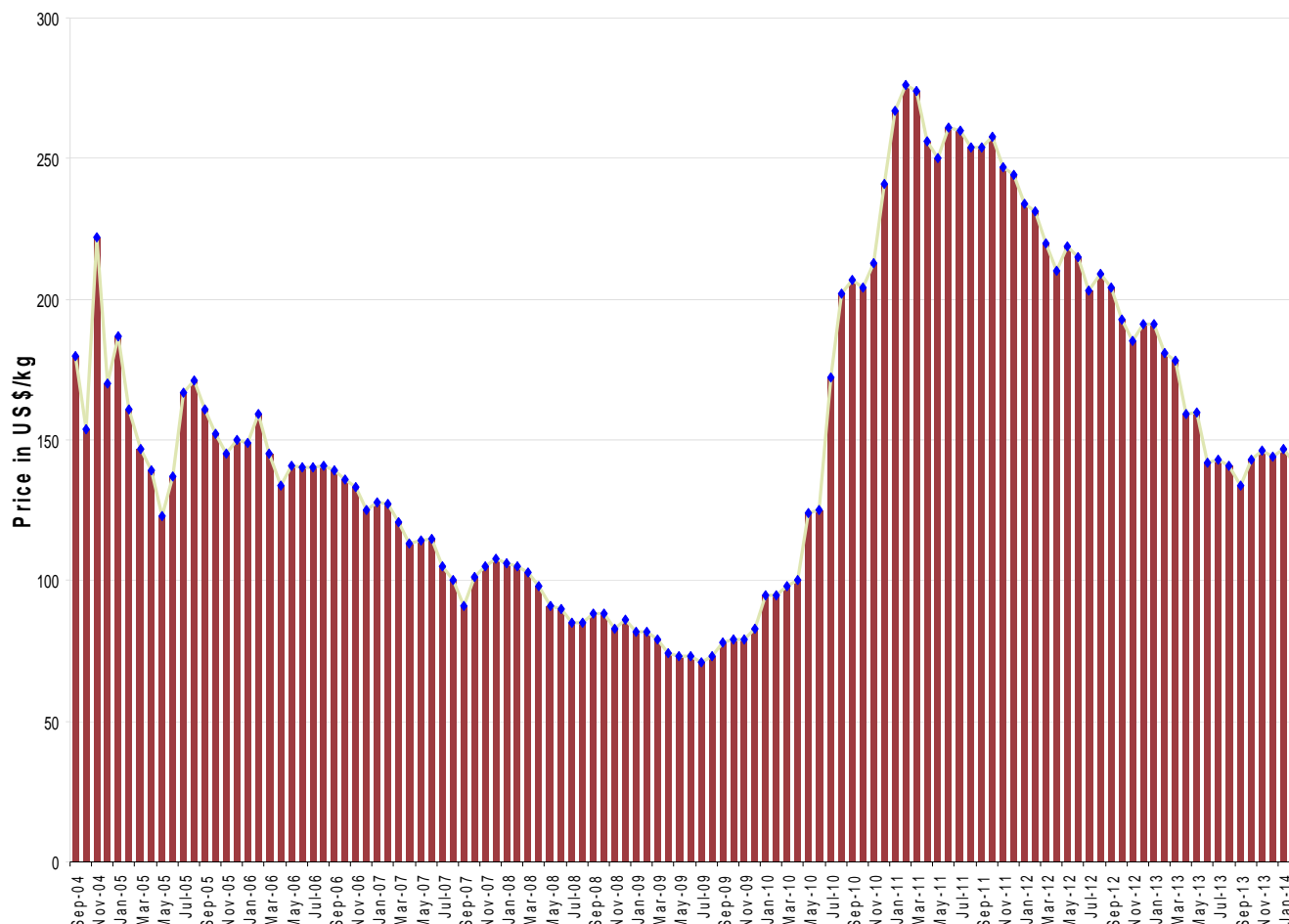


DRY OPIUM

FARM-GATE PRICE:

The national average price for one kilogram of dry opium in Afghanistan at the farm-gate level was **US\$ 142/kg** at the end of February 2014 which is **3.4%** Lower compared to price reported in January 2014 (**US\$ 147/kg**). The average dry opium price at the farm-gate level in February 2014 is **22%** lower than the price reported in February 2013 which was **US\$ 181/kg**. The dry opium price has a decreasing trend since February 2011.

Graph 1: National ²Average price of dry opium at farm-gate level from Sep 2004 to Feb 2014



Dry Opium (Chaynaki Quality):

FARM-GATE PRICE:

Price of opium (dry) was not found to be varying with quality in different regions. In Balkh and Hilmand provinces another quality of dry opium by the name of **Chaynaki** is available at Farm-gate and trader level. The **Chaynaki** quality of dry opium more air dried than other varieties. The average price of 1 kilogram of **Chaynaki** dry opium at Farm-gate level in Balkh province is **US\$ 150/kg** in February 2014 showing an increase of **9%** compared to the price reported in January 2014 (**US\$ 139**). The average price of 1 kilogram of **Chaynaki** dry opium at farm-gate level in Hilmand province is **US\$ 379/kg** in February 2014 with an increased by **2%** compared to the price reported in January 2014 (**US\$ 371**).

Table 1: Average² price of dry opium (Chaynaki quality) at farm-gate level (US\$/Kg)

Dry Opium (Chaynaki quality)	Balkh		Change (Feb-Jan) %	Hilmand		Change (Feb-Jan) %
	Jan-14	Feb-14		Jan-14	Feb-14	
Farm-gate price (US\$/Kg)	139	150	+9%	371	379	+2%

² Simple average of all observations

DRY OPIUM:

TRADER PRICE

The national average dry opium price collected from traders was **US\$ 155/kg** at the end of February 2014 showing **3.2%** decrease compared to the price reported last month (January 2014) (**US\$ 155/kg**). The average dry opium price at trader level in January 2014 is **21%** lower than the price reported last year (February 2013) which was **US\$ 189/kg**.

Dry opium price collected from traders has increased by 5%, 4% and 1% in Northern, Southern and Western regions respectively, Price decreased by 23%, and 9% in North-eastern, and Eastern regions respectively. The decrease in North-eastern region is due to low demand of opium in respective region.

Table 2: Regional average³ price of dry opium collected from traders (US\$/Kg)

Region	Price of Dry Opium (US\$/Kg)		Price change (%)
	Jan-14	Feb-14	
Eastern region (Kunar, Laghman, Nangarhar)	141	128	-9%
Southern region (Hilmand, Kandahar, Uruzgan, Zabul)	160	167	+4%
Western region (Badghis, Farah, Ghor, Hirat, Nimroz)	195	196	+1%
North-eastern region (Badakhshan, Kunduz, Takhar)	115	89	-23%
Northern region (Baghlan, Balkh, Faryab)	131	138	+5%
Average	155	150	-3%

Dry Opium (Chaynaki Quality):

TRADER PRICE:

In Balkh province, the average price of 1 kilogram of **Chaynaki** dry opium at trader level is **US\$ 165/kg** in February 2014 showing an increase of **11%** compared to the price reported in January 2014 (**US\$ 148/kg**). In Hilmand province, the average price of 1 kilogram of **Chaynaki** dry opium at trader level is **US\$ 391/kg** in February 2014 increased by **3%** compared to the price reported in January 2014 (**US\$ 381**)

Table 3: Average³ price of dry opium (Chaynaki quality) at trader level (US\$/Kg)

Dry Opium (Chaynaki quality)	Balkh		Change (Feb-Jan) %	Hilmand		Change (Feb-Jan) %
	Jan-14	Feb-14		Jan-14	Feb-14	
Trader price (US\$/Kg)	148	165	+11%	381	391	+3%

³ Simple average of all observations

Graph 2: Regional average⁴ price of dry opium from traders (January 2005 to February 2014)

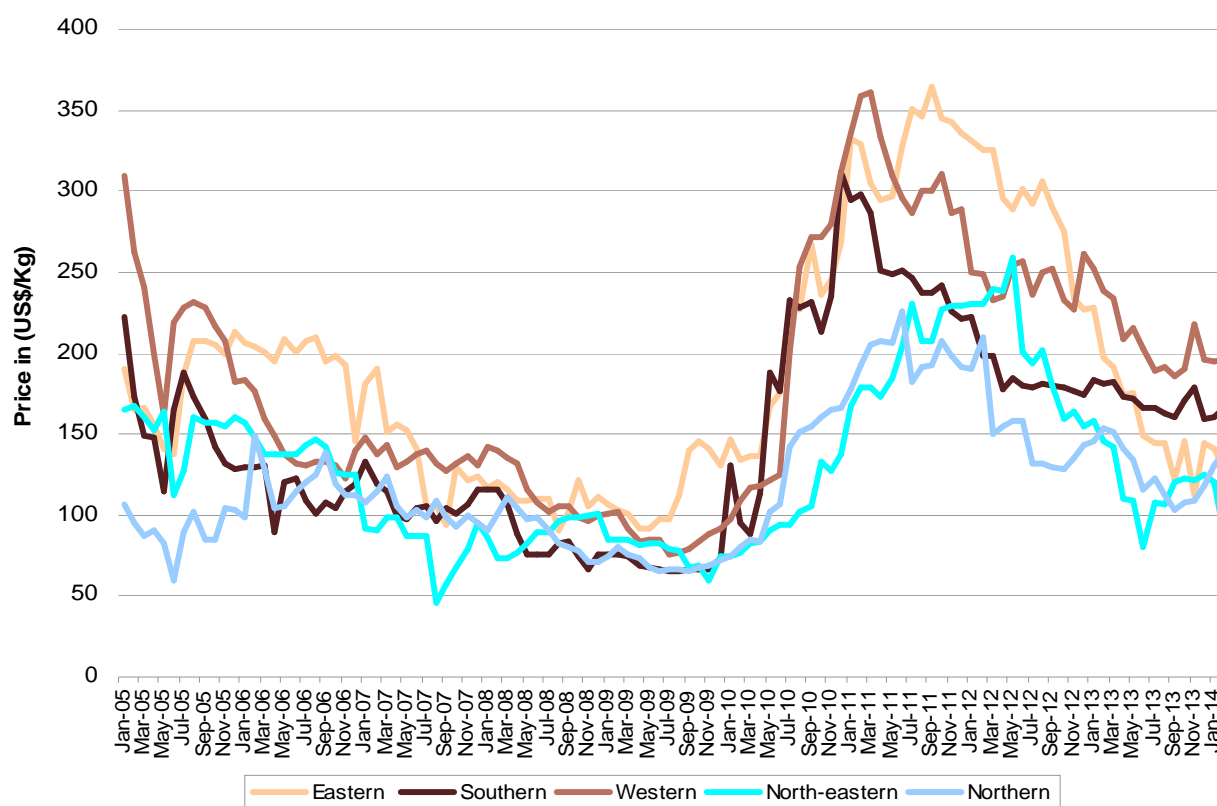


Table 4: Regional average⁴ price of dry opium at farm-gate and trader level in local currency

		Price of 1 kg of Dry Opium in local currency					
		Jan-14		Feb-14			
Region	Local currency	Farm-gate	Trader	Farm-gate	Trader	Change at farm-gate level (Feb-Jan) (%)	Change at trader level (Feb-Jan) (%)
Eastern region (Kunar, Laghman, Nangarhar)	Pakistani Rupee	14,455	14,713	13,122	13,340	-9%	-9%
Southern region (Hilmand, Kandahar, Uruzgan, Zabul)	Pakistani Rupee	15,717	16,773	16,262	17,347	+3%	+3%
Western region (Badghis, Ghor) *	Afghani	9,838	10,541	10,369	10,770	+5%	+2%
Western region (Farah, Hirat, Nimroz) *	Imanian Tuman	558,229	589,126	573,095	604,104	+3%	+3%
North-eastern region (Badakhshan, Kunduz, Takhar)	Afghani	6,106	6,912	4,058	5,079	-34%	-27%
Northern region (Baghlan, Balkh, Faryab)	Afghani	6,777	7,138	7,496	7,919	+11%	+11%

* Western region is divided in two groups because of prices available in two currencies.

⁴ Simple average of all observations

FRESH OPIUM

At the end of February 2014, the national average price of fresh opium increased by **2%** from **US\$ 132/kg** in January 2014 to **US\$ 135/kg in February 2014** at the farm-gate level. Similarly, the national average price of fresh opium at trader level increased by **3%** from **US\$ 138/kg** in January 2014 to **US\$ 142/kg** this month (February 2014).

Graph 3: National average⁵ price of fresh opium at farm-gate and trader level, US\$/kg (August 2009 to February 2014)

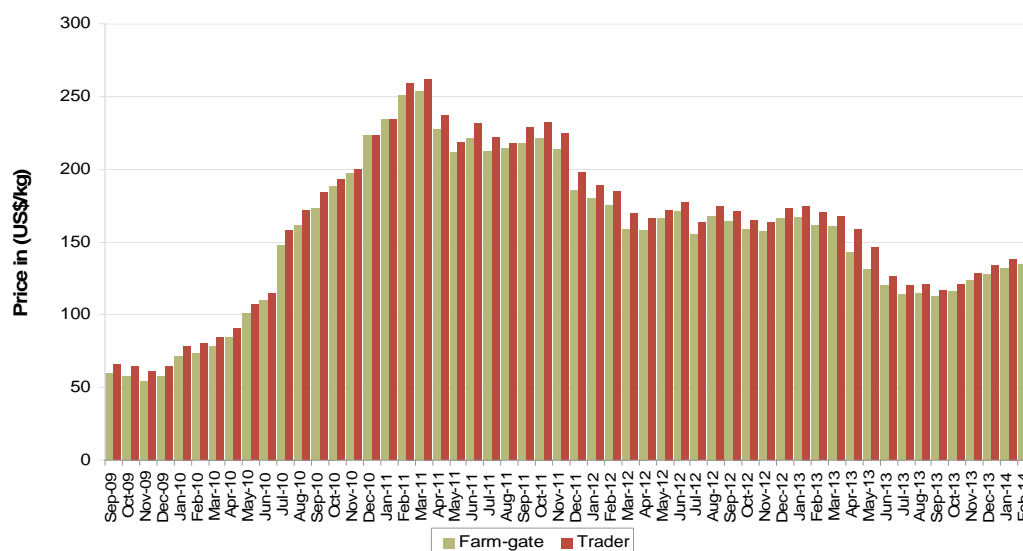


Table 5: Regional average⁵ price of fresh opium at farm-gate and trader level in local currency

		Price of 1 kg of Fresh Opium in local currency					
		Jan-14		Feb-14			
Region	Local currency	Farm-gate	Trader	Farm-gate	Trader	Change at farm-gate level (Feb-Jan) (%)	Change at trader level (Feb-Jan) (%)
Eastern region (Kunar, Laghman, Nangarhar)	Pakistani Rupee	NA	NA	NA	NA	NA	NA
Southern region (Hilmand, Kandahar, Uruzgan, Zabul)	Pakistani Rupee	13,790	14,510	14,260	15,106	+3%	+4%
Western region (Badghis, Ghor) *	Afghani	7,549	7,809	7,621	7,871	+1%	+1%
Western region (Farah, Hirat, Nimroz) *	Imanian Tuman	451,696	465,683	473,512	494,138	+5%	+6%
North-eastern region (Badakhshan, Kunduz, Takhar)	Afghani	NA	NA	NA	NA	NA	NA
Northern region (Baghlan, Balkh, Faryab)	Afghani	5,542	5,915	6,212	6,592	+12%	+11%

* Western region is divided in two groups because of prices available in two currencies

⁵ Simple average of all observations

HEROIN

There are several types of heroin available in Afghanistan with different quality. The prices of White powder (injection) in Nangarhar province, White powder (Crystal) in Kandahar and Balkh provinces, Off-white (Crystal)-100% in Badakhshan province and White powder-high quality (70-80% pure) in Hirat province are the most expensive heroin reported in Afghanistan. The cheapest heroin (**US\$ 48/kg**) is called as Khata # 2 reported in Nangarhar province.

Table 7: Prices of different types of Heroin in Afghanistan,(US\$/kg), Feb 2013 – Feb 2014

Province	Types of Heroin	Feb-13	Mar-13	Apr-13	May-13	Jun-13	Jul-13	Aug-13	Sep-13	Oct-13	Nov-13	Dec-13	Jan-14	Feb-14	Change (Feb-Jan) %
Badakhshan	Chara (20%)	1,232	1,221	1,095	1,090	1,333	1,322	1,326	1,556	2,185	1,709	1,753	1,224	1,094	-11%
	Off- white powder (Crystal) - 100%	3,506	3,475	3,323	3,305	3,198	3,173	3,182	3,423	3,462	4,113	4,219	3,585	3,281	-8%
Balkh	Best powder	2,960	2,968	3,104	3,269	3,392	3,247	3,359	3,381	3,503	3,517	3,389	3,512	3,590	+2%
	White powder (Crystal)	4,354	4,274	4,199	4,267	4,289	4,178	4,243	3,423	4,186	4,106	4,060	4,180	4,192	+0%
Hirat	Morphine	861	915	839	1,021	1,052	1,082	1,212	1,267	1,500	2,193	1,759	1,856	2,007	+8%
	Off- white coarse powder (Crystal)	1,278	1,230	1,218	1,305	1,380	1,591	2,061	1,943	2,100	2,618	2,043	2,041	1,997	-2%
	White powder - high quality (70-80% pure)	2,361	2,574	2,409	2,552	2,826	2,768	2,781	2,864	2,893	3,768	2,922	2,942	2,877	-2%
	White powder - low quality (less than 50% pure)	1,389	1,459	1,388	1,531	1,446	1,441	1,461	1,493	1,473	1,939	1,461	1,478	1,465	-1%
Kandahar	Morphine	2,096	2,111	2,062	2,043	2,040	2,089	2,120	1,981	2,073	2,046	2,000	2,007	2,077	+3%
	Off- white powder (Batan) - high quality	1,880	1,853	1,856	1,839	1,836	1,870	1,896	1,793	1,838	1,814	1,810	1,816	1,884	+4%
	Off- white powder (Batan) - low quality	1,253	1,287	1,237	1,226	1,224	1,244	1,264	1,179	1,225	1,209	1,143	1,147	1,237	+8%
	White powder (Crystal)	3,205	3,295	3,197	3,167	3,162	3,184	3,209	3,066	3,110	3,069	3,048	3,058	3,285	+7%
Nangarhar	Best powder	1,603	1,731	1,641	1,440	1,370	1,656	1,654	1,141	998	930	1,190	1,242	1,103	-11%
	Chara # 1	103	71	82	93	91	90	97	114	124	84	86	115	77	-33%
	Chara # 2	83	51	51	62	61	50	58	57	57	37	48	76	58	-25%
	Khata # 1	62	51	72	62	51	80	78	76	86	74	76	76	67	-12%
	Khata # 2	41	31	41	31	30	40	49	48	48	28	38	38	48	+25%
	Off- white powder (Batan)	2,895	2,952	2,872	2,365	2,284	2,811	2,773	2,663	2,566	1,860	1,905	1,911	1,726	-10%
	White powder (Injection)	4,033	4,072	3,898	3,599	3,502	3,814	3,893	3,139	3,041	2,604	2,571	2,676	2,686	+0%
Takhar	Off- white powder (Crystal) - 60%	2,085	2,067	1,990	1,979	1,919	1,904	1,909	2,517	2,545	2,708	2,779	2,099	2,038	-3%

Graph 4: Prices of different types of heroin in Afghanistan, (US\$/kg), February 2014

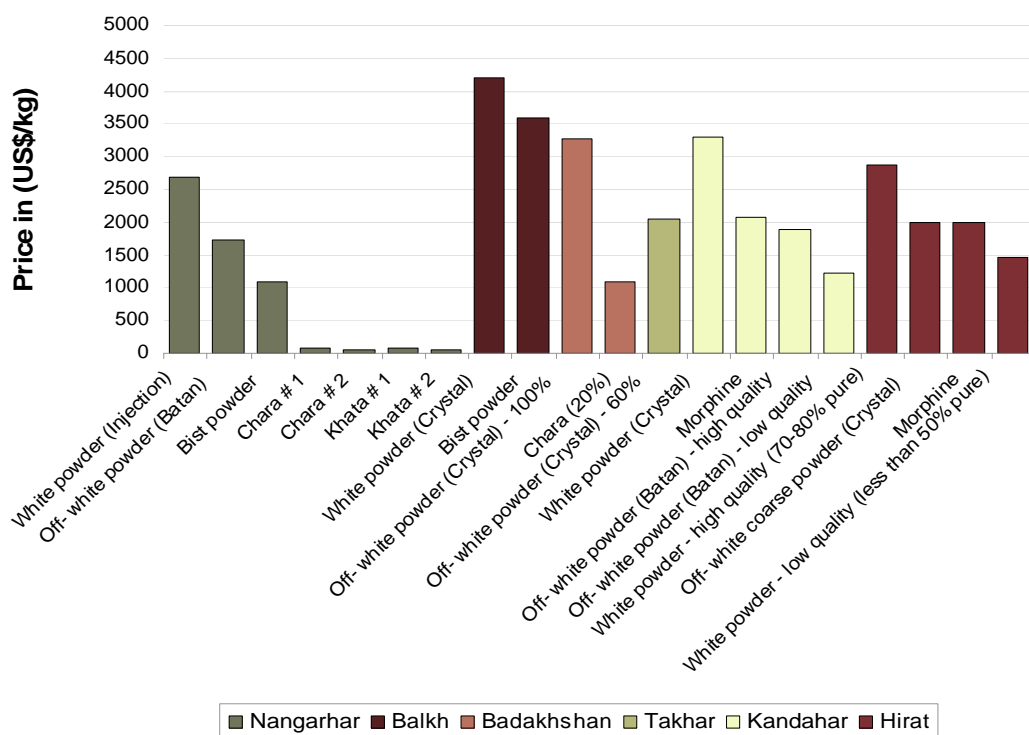


Table 8: Prices of 1 kilogram of different types of Heroin in local currency

Province	Types of heroin	Local currency	Jan-14	Feb-14	Change (Feb-Jan) %
Badakhshan	Chara (20%)	Afghani	70,000	62,700	-10%
	Off- white powder (Crystal) - 100%	Afghani	205,000	188,100	-8%
Balkh	Bist powder	Afghani	200,000	205,000	+3%
	White powder (Crystal)	Afghani	238,000	239,400	+1%
Hirat	Morphine	Iranian Tuman	5,400,000	6,000,000	+11%
	Off- white coarse powder (Crystal)	Iranian Tuman	5,940,000	5,970,000	+1%
	White powder - high quality (70-80% pure)	Iranian Tuman	8,560,000	8,600,000	+0.5%
	White powder - low quality (less than 50% pure)	Iranian Tuman	4,300,000	4,380,000	+2%
Kandahar	Morphine	Pakistani Rupee	210,000	215,000	+2%
	Off- white powder (Batan) - high quality	Pakistani Rupee	190,000	195,000	+3%
	Off- white powder (Batan) - low quality	Pakistani Rupee	120,000	128,000	+7%
	White powder (Crystal)	Pakistani Rupee	320,000	340,000	+6%
Nangarhar	Bist powder	Pakistani Rupee	130,000	115,000	-12%
	Chara # 1	Pakistani Rupee	12,000	8,000	-33%
	Chara # 2	Pakistani Rupee	8,000	6,000	-25%
	Khata # 1	Pakistani Rupee	8,000	7,000	-13%
	Khata # 2	Pakistani Rupee	4,000	5,000	+25%
	Off- white powder (Batan)	Pakistani Rupee	200,000	180,000	-10%
	White powder (Injection)	Pakistani Rupee	280,000	280,000	+0%
Takhar	Off- white powder (Crystal) - 60%	Pakistani Rupee	120000	116850	-3%

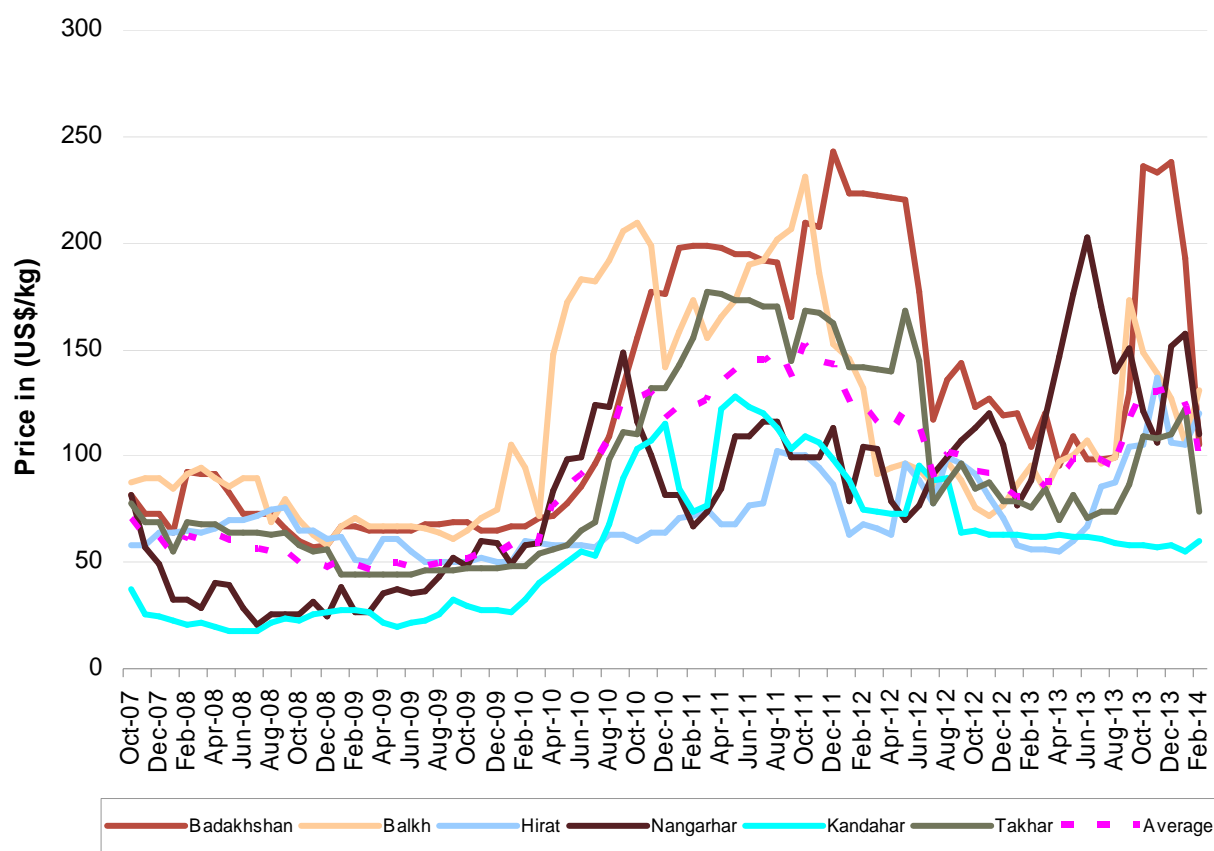
CANNABIS RESIN:

There are mainly three types of cannabis resin available in Afghanistan namely Garda # 1, # 2 and # 3 with quality as best, moderate and fair respectively. Garda # 1 (Shirak) in Badakhshan province was the most expensive cannabis resin because of its pure quality however, the price has been decreased significantly in the month of February due to low demand and increasing security check points. Earlier Garda # 1 (Jooshi) of Balkh province was most expensive and popular because of its high quality however it lost its demand due to its blending with lower quality hashish.

Table 9: Prices of different types of cannabis resin in Afghanistan, (US\$/kg), Feb 2013 - Feb 2014

Province	Types of cannabis resin	Feb-13	Mar-13	Apr-13	May-13	Jun-13	Jul-13	Aug-13	Sep-13	Oct-13	Nov-13	Dec-13	Jan-14	Feb-14	Change (Feb-Jan) %
Badakhshan	Garda # 1 (Shirak)	104	120	95	109	98	98.7	99	130	236	233	238	192	105	-45%
Balkh	Garda # 1 (Jooshi)	95	84	97	100	107	97	99	173	149	138	127	114	131	+15%
	Garda # 2 (Morchajosh)	76	69	82	85	89	70	74	139	114	112	97	88	96	+9%
Hirat	Garda # 1	56	56	55	60	67	86	88	104	105	137	106	106	120	+14%
	Garda # 2	36	37	37	54	58	60	62	69	70	86	67	53	67	+27%
Kandahar	Garda # 1	62	62	63	62	62	61	59	58	58	57	58	55	60	+8%
	Garda # 2	45	45	45	45	44	44	43	42	41	41	42	39	39	+1%
	Garda # 3	23	23	23	23	23	22	22	21	21	21	21	19	20	+6%
Nangarhar	Garda # 1	89	118	147	176	203	171	140	150	121	106	151	157	110	-30%
	Garda # 2	43	59	74	88	116	114	98	68	54	60	89	96	82	-14%
	Garda # 3	15	18	37	37	43	57	29	27	27	27	34	41	34	-16%
Takhar	Garda # 1 (Shirak)	76	85	69	82	71	74	74	87	109	108	110	122	74	-40%

Graph 5: Average⁶ price of cannabis resin (Garda # 1, best quality) in US\$/kg, Oct 2007 Feb 2014



⁶ Simple average of all observations

Graph 6: Prices of different types of cannabis resin in Afghanistan, (US\$/kg), February 2014

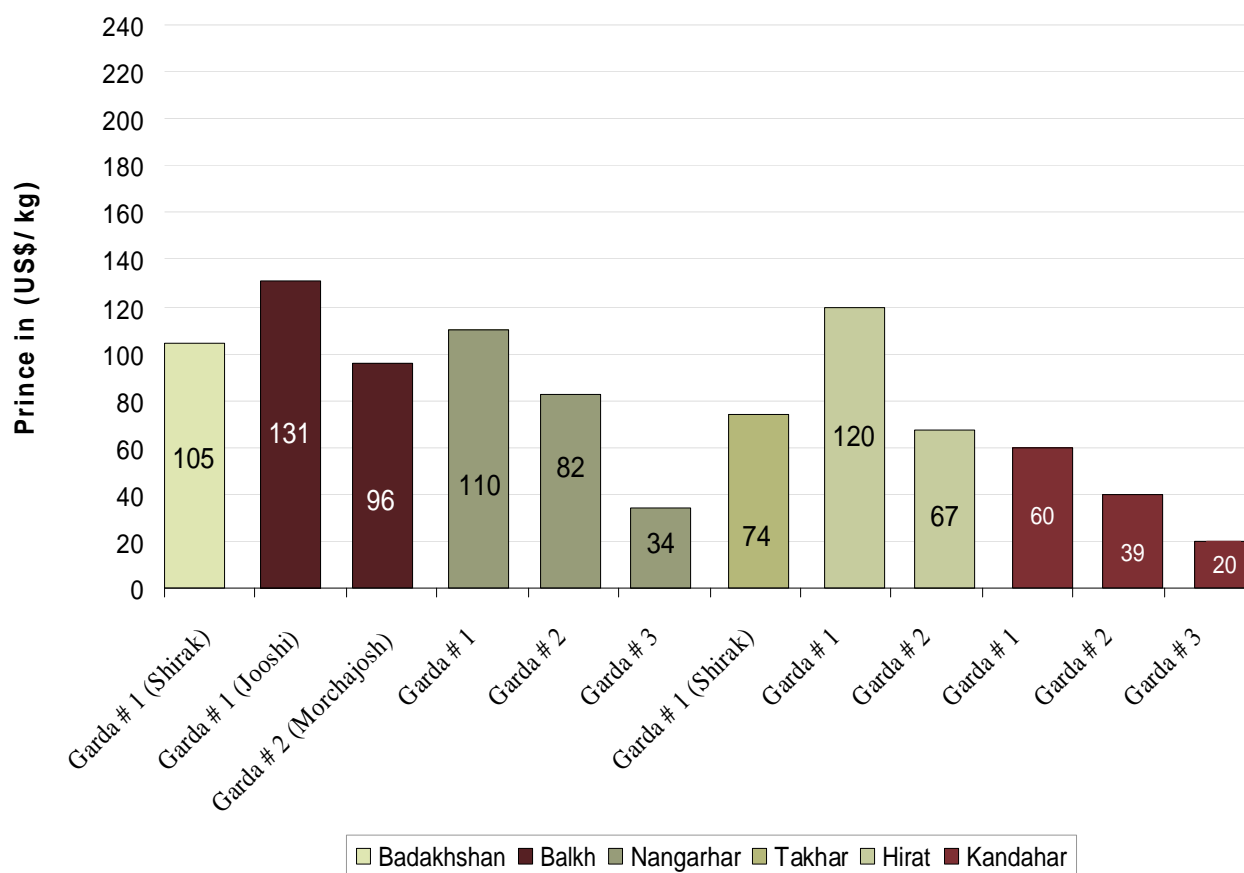


Table 10: Prices of 1 kilogram of different types of cannabis resin in Afghanistan in local currency, January 2014 – February 2014

Province	Types of cannabis resin	Local currency	Prices of 1 kg of different types of cannabis resin in local currency		Change (Feb-Jan) %
			Jan-14	Feb-14	
Badakhshan	Garda # 1 (Shirak)	Afghani	11,000	6,000	-45%
Balkh	Garda # 1 (Jooshi)	Afghani	6,500	7,500	+15%
	Garda # 2 (Morchajosh)	Afghani	5,000	5,500	+10%
Hirat	Garda # 1	Iranian Tuman	307,600	360,000	+17%
	Garda # 2	Iranian Tuman	153,000	200,000	+31%
Kandahar	Garda # 1	Pakistani Rupee	5,778	6,222	+8%
	Garda # 2	Pakistani Rupee	4,111	4,111	+0%
	Garda # 3	Pakistani Rupee	2,000	2,111	+6%
Nangarhar	Garda # 1	Pakistani Rupee	16,428	11,428	-30%
	Garda # 2	Pakistani Rupee	10,000	8,571	-14%
	Garda # 3	Pakistani Rupee	4,285	3,571	-17%
Takhar	Garda # 1 (Shirak)	Afghani	7,000	4,250	-39%

LICIT CROPS:

Prices of wheat, cotton, saffron, rice (imported) and rice (local) collected in six provinces of Afghanistan are shown in below table.

Table 11: Prices of wheat, cotton, saffron, imported and local rice in Afghanistan in local currency, February 2014

Province	Types of crops	Price/Kg in Pakistani Rupee (PRs)	Price/Kg in Afghani (AFs)	Price/Kg in (US\$)
Badakhshan	Wheat	-	20	0.3
Badakhshan	Rice Imported	-	90	1.6
Badakhshan	Rice Local	-	45	0.8
Balkh	Wheat	-	20	0.3
Balkh	Cotton	-	44	0.8
Balkh	Rice Imported	-	84	1.5
Balkh	Rice Local	-	47	0.8
Hirat	Wheat	-	22	0.4
Hirat	Cotton	-	80	1.4
Hirat	Saffron	-	75,000	1,307
Hirat	Rice Imported	-	90	1.6
Hirat	Rice Local	-	70	1.2
Kandahar	Wheat	52	-	0.5
Kandahar	Cotton	170	-	1.6
Kandahar	Rice Imported	135	-	1.3
Nangarhar	Wheat	40	-	0.4
Nangarhar	Cotton	198	-	1.9
Nangarhar	Rice Imported	142	-	1.4
Nangarhar	Rice Local	42	-	0.4
Takhar	Wheat	-	18	0.3
Takhar	Rice Imported	-	80	1.4
Takhar	Rice Local	-	40	0.7

Table 12: Prices of wheat, cotton, saffron, imported and local rice in Afghanistan, (US\$/kg), February 2013 – February 2014

Types of crops	Feb-13	Mar-13	Apr-13	May-13	Jun-13	Jul-13	Aug-13	Sep-13	Oct-13	Nov-13	Dec-13	Jan-14	Feb-14	Increase/D ecrease (%)
Wheat	0.43	0.43	0.38	0.38	0.36	0.35	0.35	0.34	0.35	0.39	0.41	0.41	0.38	-6%
Cotton	1.38	1.43	1.42	1.4	1.4	1.4	1.4	1.3	1.3	1.3	1.4	1.4	1.4	+4%
Saffron	1,708	1,689	1,643	1,641	1,510	1,492	1,500	1,470	1,488	1,388	1,419	1,405	1,307	-7%
Rice (Imported)	1.49	1.42	1.42	1.5	1.4	1.4	1.4	1.4	1.4	1.4	1.5	1.5	1.4	-2%
Rice (Local)	1.0	1.0	1.0	0.9	0.9	0.9	0.9	0.9	0.9	1.0	1.0	0.8	0.8	-7%

CANNABIS AND POPPY SEEDS:

Prices of cannabis and poppy seeds collected from eighteen provinces of Afghanistan are tabulated below.

Table 13: Prices of cannabis and poppy seeds in local currency, January 2013 – February 2014

Province	Types of seed	Local currency	Prices of 1 kg of cannabis seed and poppy seed in local currency		Change (Feb-Jan) (%)
			Jan-14	Feb-14	
Badakhshan	Poppy seed	Afghani	30	25	-17%
	Cannabis seed	Afghani	20	15	-25%
Baghlan	Poppy seed	Afghani	30	25	-17%
	Cannabis seed	Afghani	15	10	-33%
Balkh	Poppy seed	Afghani	35	25	-29%
	Cannabis seed	Afghani	20	15	-25%
Farah	Poppy seed	Afghani	38	38	+0%
	Cannabis seed	Afghani	35	35	+0%
Faryab	Poppy seed	Afghani	80	80	0%
	Cannabis seed	Afghani	20	15	-25%
Hilmand	Poppy seed	Afghani	38	38	+0%
	Cannabis seed	Afghani	20	20	+0%
Hirat	Poppy seed	Afghani	40	40	+0%
	Cannabis seed	Afghani	41	41	+0%
Kabul	Poppy seed	Afghani	26	27	+4%
Kandahar	Poppy seed	Afghani	40	40	+0%
	Cannabis seed	Afghani	21	21	+0%
Kapisa	Poppy seed	Afghani	32	30	-6%
Kunar	Poppy seed	Pakistani Ruppee	42	40	-5%
Laghman	Poppy seed	Pakistani Ruppee	50	50	+0%
Logar	Cannabis seed	Afghani	34	35	+3%
Nangarhar	Poppy seed	Pakistani Ruppee	50	42	-16%
	Cannabis seed	Pakistani Ruppee	14	13	-7%
Paktya	Cannabis seed	Afghani	23	24	+4%
Takhar	Poppy seed	Afghani	30	30	+0%
	Cannabis seed	Afghani	15	15	+0%
Uruzgan	Poppy seed	Afghani	39	39	+0%
	Cannabis seed	Afghani	19	19	+0%
Zabul	Poppy seed	Afghani	42	42	+0%
	Cannabis seed	Afghani	22	22	+0%

Table 13: Prices of cannabis and poppy seeds in Afghanistan, (US\$/kg), Feb 2013 – Feb 2014

Types of seeds	Feb-13	Mar-13	Apr-13	May-13	Jun-13	Jul-13	Aug-13	Sep-13	Oct-13	Nov-13	Dec-13	Jan-14	Feb-14	Increase/Decrease (%)
Cannabis seed	0.42	0.42	0.44	0.38	0.40	0.41	0.40	0.38	0.40	0.41	0.44	0.34	0.37	+8%
Poppy seed	0.69	0.67	0.66	0.54	0.59	0.58	0.57	0.55	0.58	0.61	0.69	0.54	0.60	+12%

PRICES OF HEROIN, OPIUM AND HASHISH AT CONSUMER LEVEL:

The consumer prices of heroin, opium and hashish collected from different regions of Afghanistan are as below. The quality of product varies widely in different regions.

Graph 7: Regional average⁷ prices of heroin, opium and hashish at consumer level in (US\$/Kg), February 2014

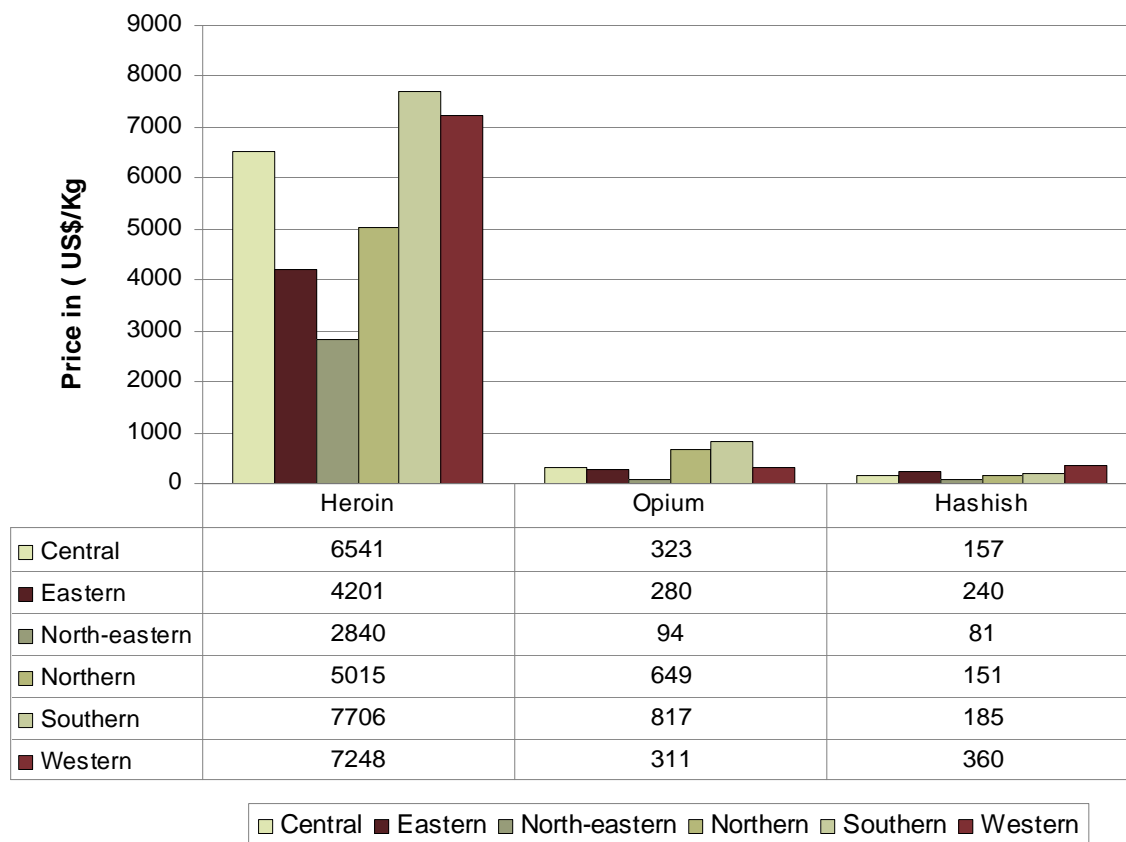


Table 15: Average⁸ prices of Heroin, Opium and Hashish at consumer level in Afghanistan, (US\$/kg), February 2013 - February 2014

Types of drug	Average prices in (US\$/kg)													
	Feb-13	Mar-13	Apr-13	May-13	Jun-13	Jul-13	Aug-13	Sep-13	Oct-13	Nov-13	Dec-13	Jan-14	Feb-14	Change (Feb-Jan) (%)
Heroin	5,335	5,004	5,369	5,255	5,374	5,431	5,337	4,664	5,218	5,318	5,261	4,718	5,389	+14%
Opium	470	447	391	369	328	305	306	309	319	327	330	323	427	+32%
Hashish	183	179	178	184	173	174.5	174	198	203	206	220	197	204	+3%

⁷ Simple average of all observations

PRICES OF DRUGS IN PAKISTAN:

The prices of different types of opium, heroin and hashish reported from Peshawar and Quetta in Pakistan are as below:

A. PESHAWAR

OPIUM:

There are three types of dry opium namely Opium - Afghanistan (opium of Afghanistan), Opium - Terra and Opium - Tapa (adulterated) available in Peshawar, Pakistan. Opium-Terra is the most expensive opium reported in Peshawar.

Table 14: Prices of different types of opium in Peshawar, Pakistan in (US\$/Kg):

Types of opium	Feb-13	Mar-13	Apr-13	May-13	Jun-13	Jul-13	Aug-13	Sep-13	Oct-13	Nov-13	Dec-13	Jan-14	Feb-14	Change (Feb-Jan) %
Opium - Terra	320	433	485	409	388	370	351	332	323	307	304	267	264	-1%
Opium - Afghanistan	269	361	423	327	316	300	293	275	266	261	266	220	216	-2%
Opium - Tapa (adulterated)	196	227	330	276	265	240	225	209	204	195	195	177	173	-2%

HEROIN:

There are three types of heroin namely White (Injection), Yellow (Batan) and Saada (Ordinary) available in Peshawar, Pakistan. White (injection) type is the most expensive heroin reported in Peshawar.

Table 15: Prices of different types of heroin in Peshawar, Pakistan in (US\$/Kg):

Types of heroin	Feb-13	Mar-13	Apr-13	May-13	Jun-13	Jul-13	Aug-13	Sep-13	Oct-13	Nov-13	Dec-13	Jan-14	Feb-14	Change (Feb-Jan) %
Heroin - White (Injection)	4,804	4,893	4,950	4,291	4,335	4,198	4,150	3,989	4,040	3,908	3,943	2,864	2,925	+2%
Heroin - Yellow (Batan)	4,597	4,687	4,795	4,087	4,131	3,998	3,954	3,799	3,849	3,722	3,800	2,673	2,733	+2%
Heroin - Saada (Ordinary)	1,808	2,472	2,423	2,350	2,295	2,249	2,197	2,089	2,120	2,047	2,071	1,623	1,650	+2%

HASHISH:

There are three types of hashish namely Hashish - Garda # 1, # 2 and # 3 available in Peshawar, Pakistan. Hashish-Garda#1 is the most expensive hashish reported in Peshawar.

Table 16: Prices of different types of Hashish in Peshawar, Pakistan in (US\$/Kg):

Types of hashish	Feb-13	Mar-13	Apr-13	May-13	Jun-13	Jul-13	Aug-13	Sep-13	Oct-13	Nov-13	Dec-13	Jan-14	Feb-14	Change (Feb-Jan) %
Hashish - Garda # 1	527	670	681	562	581	565	586	617	646	614	618	535	547	+2%
Hashish - Garda # 2	362	618	629	470	479	480	459	465	475	456	456	449	446	-1%
Hashish - Garda # 3	279	484	495	409	418	420	410	408	418	400	399	372	379	+2%

Table 17: Prices of different types of drugs in Peshawar, Pakistan in local currency, (Pak Rupee/kg):

		Price in (Pakistani Rupee)/kg	
Types of drugs	Jan-14	Feb-14	Change (Feb-Jan) %
Opium -Afghanistan	23,000	22,500	-2%
Opium -Tapa (Adulterated)	18,500	18,000	-3%
Opium –Terra	28,000	27,500	-2%
Heroin -White (Injection)	300,000	305,000	+2%
Heroin -Yellow (Batan)	280,000	285,000	+2%
Heroin -Saada (Ordinary)	170,000	172,000	+1%
Hashish -Garda # 1	56,000	57,000	+2%
Hashish -Garda # 2	47,000	46,500	-1%
Hashish -Garda # 3	39,000	39,500	+1%

B. QUETTA

OPIUM:

Table 18: Prices of different quality of opium in Quetta, Pakistan in (US\$/Kg):

Quality of opium	Feb-13	Mar-13	Apr-13	May-13	Jun-13	Jul-13	Aug-13	Sep-13	Oct-13	Nov-13	Dec-13	Jan-14	Feb-14	Change (Feb-Jan) %
High quality	534	565	598	593	560	480	457	437	428	415	431	334	336	+0.5%
Medium quality	462	482	495	511	458	420	389	380	380	369	383	267	254	-5%
Low quality	411	431	433	439	407	380	369	342	333	323	336	210	211	+0.5%

HEROIN:

Table 19: Prices of different quality of heroin in Quetta, Pakistan in (US\$/Kg):

Quality of heroin	Feb-13	Mar-13	Apr-13	May-13	Jun-13	Jul-13	Aug-13	Sep-13	Oct-13	Nov-13	Dec-13	Jan-14	Feb-14	Change (Feb-Jan) %
High quality (Crystal)	6,472	6,570	6,703	6,743	6,361	5,898	5591	5318	5133	4847	4985	3628	3453	-5%
Medium quality	3,852	3,901	3,970	3,933	3,664	3,399	3209	3039	2946	2862	2972	2864	2877	+0.5%
Low quality	2,055	2,207	2,269	2,299	2,036	1,999	1945	1899	1853	1754	1821	1671	1678	+0.5%

HASHISH:

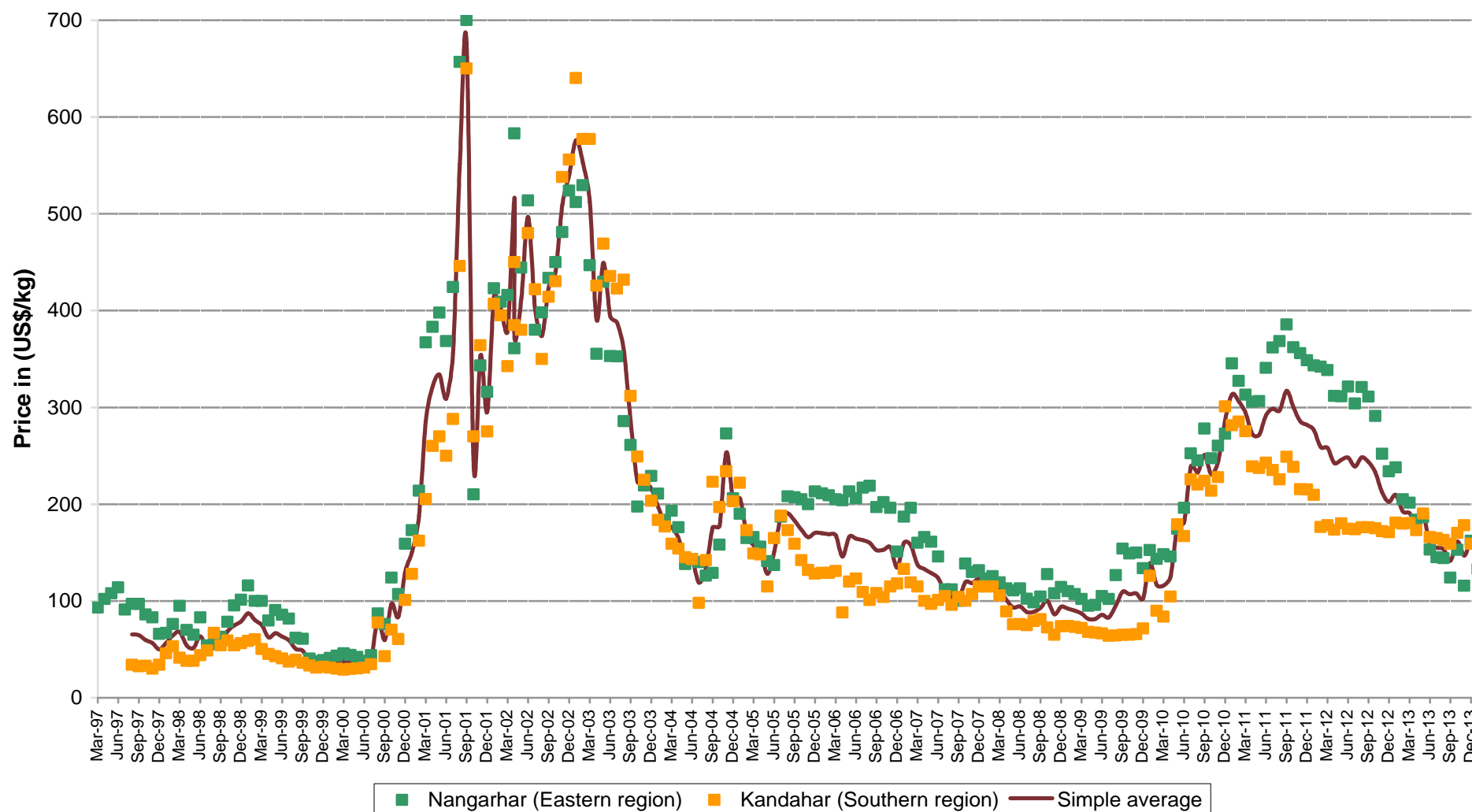
Table 20: Prices of different quality of Hashish in Quetta, Pakistan in (US\$/Kg):

Quality of hashish	Feb-13	Mar-13	Apr-13	May-13	Jun-13	Jul-13	Aug-13	Sep-13	Oct-13	Nov-13	Dec-13	Jan-14	Feb-14	Change (Feb-Jan) %
High quality	462	513	516	562	509	470	447	418	418	406	431	535	537	+0.5%
Medium quality	411	431	443	460	448	430	408	380	361	342	355	458	432	-6%

Table 21: Prices of different types of drugs in Quetta, Pakistan in local currency, (Pak Rupee/kg):

Types of drugs	Price in (Pakistani Rupee)/kg		
	Jan-14	Feb-14	Change (Feb-Jan) %
Opium -High quality	35,000	35,000	+0%
Opium -Medium quality	28,000	26,500	-5%
Opium -Low quality	22,000	22,000	+0%
Heroin -High quality (Crystal)	380,000	360,000	-5%
Heroin -Medium quality	300,000	300,000	+0%
Heroin -Low quality	175,000	175,000	+0%
Hashish -High quality	56,000	56,000	+0%
Hashish -Medium quality	48,000	45,000	-6%

Graph 8: Average price of dry opium collected from traders in Nangarhar and Kandahar provinces (US\$/Kg), Mar 1997 – Feb 2014



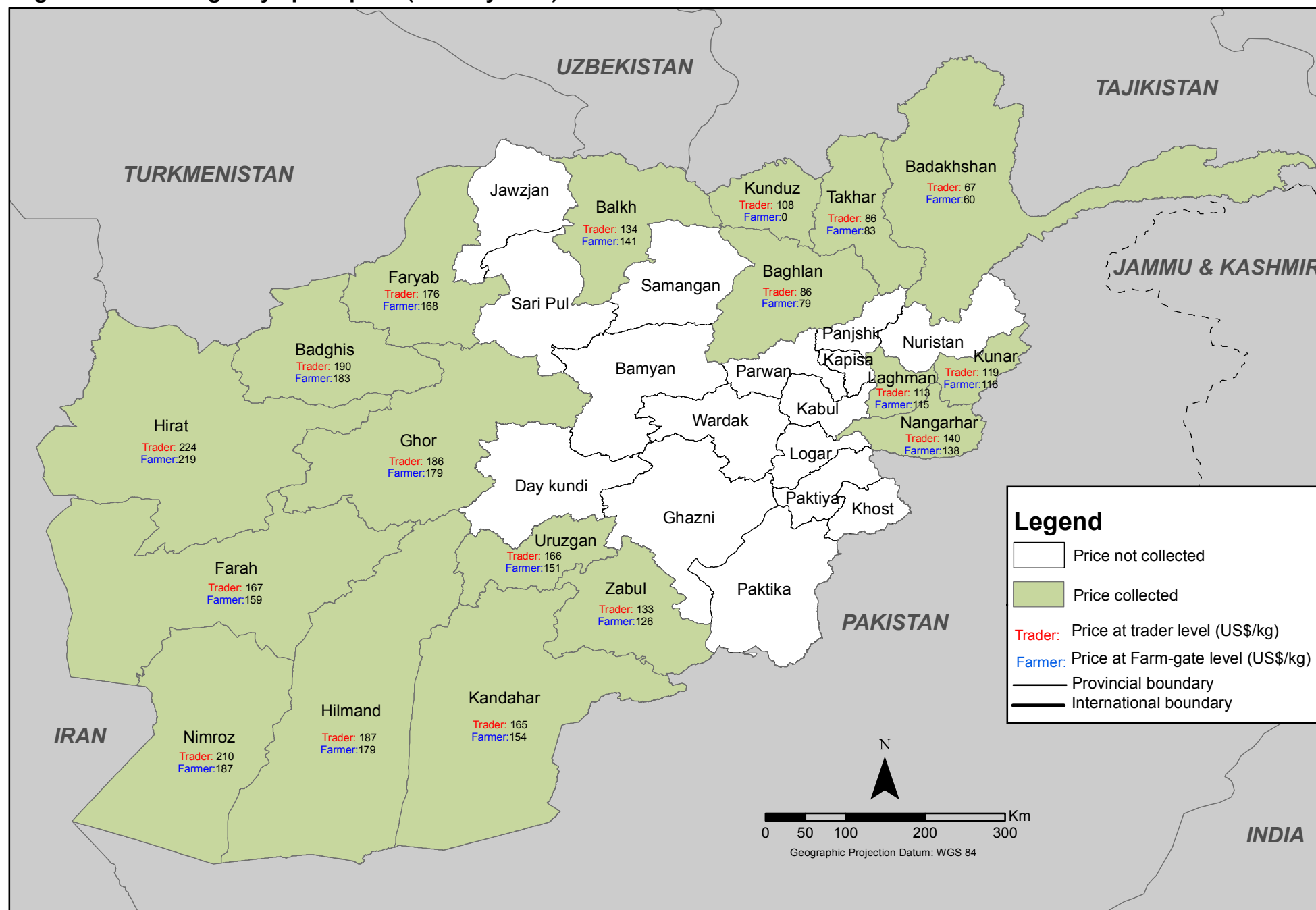
Methodology

- Prices are collected in the last week of every month from around twenty farmers and equal numbers of trader prices are collected by MCN Survey coordinators generally from different farmers and traders each month; however the price data collection is sourced from a few known farmers and traders as well.
- Opium prices are collected from 18 of 34 provinces namely Badakhshan, Baghlan, Badghis, Balkh, Farah, Faryab, Ghor, Hilmand, Hirat, Kandahar, Kunar, Kunduz, Laghman, Nangarhar, Nimroz, Uruzgan, Takhar and Zabul. The prices of dry and fresh opium are collected from farmers (at farm-gate level) and traders (at trader level).
- Different varieties of heroin, morphine and cannabis resin prices are collected from six provinces of Afghanistan namely Badakhshan, Balkh, Hirat, Nangarhar, Kandahar and Takhar.
- Prices of some licit crops such as wheat, saffron, imported and local rice is also collected from six provinces of Afghanistan and included in this report.
- Prices of poppy seeds, cannabis seeds and acetic anhydride are included in the report as well.
- Different varieties of opium, heroin and hashish prices are also collected from Peshawar as well as Quetta province of Pakistan. Prices are collected and reported by UNODC office in Peshawar and Quetta in Pakistan.
- The prices are also presented in local currency for convenience of certain analysis; however the national average prices are presented in USD. At the regional level, average prices are reflected in local currency with exception of the Western region since prices are reported in two different currencies.
- Prices are reported in different currencies in different regions. The prices in Eastern region (Kunar, Laghman and Nangarhar) and Southern region (Kandahar, Hilmand, Uruzgan and Zabul) are reported in Pakistani rupees. In Northern (Balkh, Baghlan, Farayb) and North-eastern (Badakhshan, Kunduz, Takhar) regions, the prices are reported in Afghani. However, prices are reported in two different currencies namely Afghani and Iranian Tuman in Western region. The prices are converted in US\$ using the exchange rate from oanda.com site considering the rates on the same date the observation is made.

Number of observations of dry and fresh opium prices

	Number of observations (n)		Number of provinces price collected
	Farm-gate price	Trader price	
Dry Opium	182	182	18
Fresh Opium	116	115	12

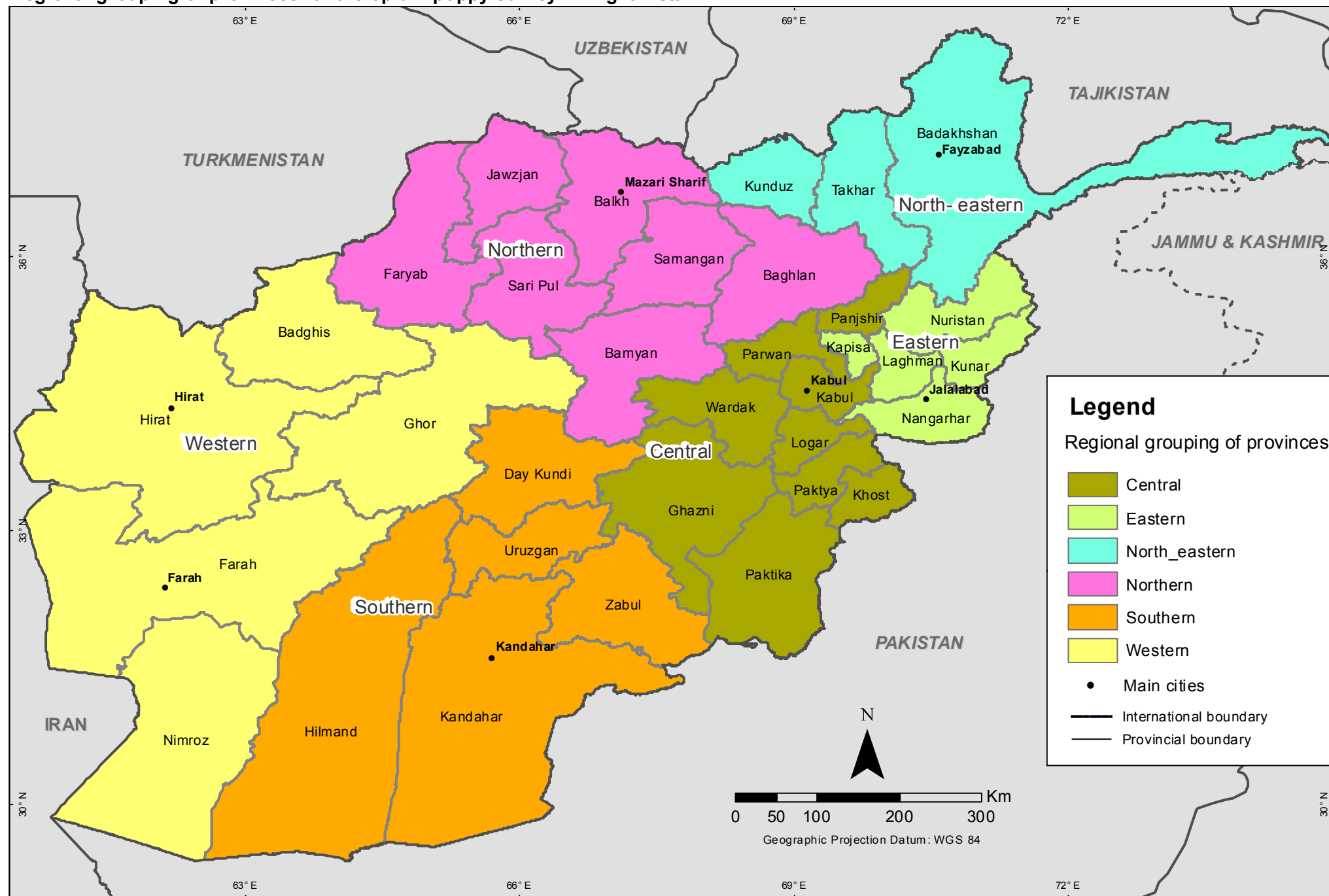
Afghanistan: Average dry opium price (February 2014)



Source: Government of Afghanistan - National monitoring system implemented by MCN / UNODC

Note: The boundaries and names shown and the designations used on this map do not imply official endorsement or acceptance by the United Nations.

Regional grouping of provinces for the opium poppy survey in Afghanistan



Source: Government of Afghanistan. National monitoring system implemented by UNODC

Note: The boundaries and names shown and the designations on this map do not imply official endorsement or acceptance by the United Nations.