



Islamic Republic of Afghanistan
Ministry of Counter Narcotics



UNODC
United Nations Office on
Drugs and Crime

February 2015 مطابق حوت ۱۳۹۳ هجری

Afghanistan Drug Price Monitoring Monthly Report



Ministry of Counter Narcotics, Islamic Republic of Afghanistan, Kabul
And
United Nations Office on Drugs and Crime, Kabul

Abbreviations

MCN: Ministry of Counter Narcotics

UNODC: United Nations Office on Drugs and Crime

ACKNOWLEDGEMENTS

The following organizations and individuals contributed to the drug price data collection and analysis and preparation of this report:

Ministry of Counter-Narcotics:

Mohammad Ibrahim Azhar (Deputy Minister), Haroon Rashid Sherzad (Deputy Minister), Mir Abdullah Sadat (Director of Narcotics Survey Directorate), Sayed Najibullah Ahmadi (Economic specialist) Saraj Ahmad (Deputy Director of Narcotics Survey Directorate), Nasir Ahmad (Deputy Director of Narcotics Survey Directorate) Mohammad Ajmal (Database Officer), Sayed Shahenshah (Quality Control and Digit Specialist), Mohammad Hakim Hayat (Eradication Reporter), Mujtaba (Data entry) Fazel Karim Alimi (Admin & Finance Officer).

Survey Coordinators: Eshaq Masumi (Central Region), Mohammed Ishaq Anderabi (North-Eastern Region), Abdul Latif Ehsan (Western Region), Fida Mohammad (Northern Region), Khalil Ahmad (Southern Region) and Abdullah Dawodkhel (Eastern Region).

United Nations Office on Drugs and Crime

Devashish Dhar (International Project Coordinator), Abdul Manan Ahmadzai (Senior Survey Officer), Noor Mohammad Sadiq (Database Developer), Ahmad Jawid Ghiasee and Sayed Mehdi Sadat (Remote sensing analysts), Asia Noory (Project Associate), Ziaulhaq Sidiqi (GIS Associate), Qahir Khan National Research Officer, Balochistan (Pakistan) and Shaukat Ullah Khan National Research Officer Peshawar (Pakistan)

Survey Coordinators: Abdul Basir Basiret (Eastern Region), Sayd Ghawash Nayer (Western Region), Emran Mehrwarz (North-eastern Region), Rahimullah Omar (Central Region)

Drug price report in Afghanistan was made possible by financial contribution from the Governments of United States of America and United Kingdom.

Drug price by year (February 2014 - February 2015)

- **Average¹ price of dry Opium in Afghanistan, (US\$/kg)**

Dry Opium	Feb-14	Feb-15	Increase/ Decrease (%)
<i>Farm-gate price (US\$/Kg)</i>	142	137	-3%
<i>Trader price (US\$/Kg)</i>	150	144	-4%

- **Average¹ price of fresh Opium in Afghanistan, (US\$/kg)**

Fresh Opium	Feb-14	Feb-15	Increase/ Decrease (%)
<i>Farm-gate price (US\$/Kg)</i>	135	123	+-9%
<i>Trader price (US\$/Kg)</i>	142	128	-10%

- **Average¹ price of Heroin in Afghanistan, (US\$/kg)**

Heroin	Feb-14	Feb-15	Increase/ Decrease (%)
<i>High Quality</i>	3060	3091	+1%
<i>Medium Quality</i>	1990	2038	+2%

- **Average¹ price of Cannabis Resin in Afghanistan, (US\$/kg)**

Types of cannabis resin	Feb-14	Feb-15	Increase/ Decrease (%)
<i>Cannabis resin (Garda # 1) price (US\$/kg)</i>	100	98	-2%
<i>Cannabis resin (Garda # 2) price (US\$/kg)</i>	71	55	-23%
<i>Cannabis resin (Garda # 3) price (US\$/kg)</i>	27	22	-19%

- **Heroin and Hashish (best quality) prices in Peshawar, Pakistan (US\$/kg)**

Best quality of Heroin/Hashish	Feb-14	Feb-15	Increase/Decrease (%)
<i>Heroin - White (Injection) price (US\$/kg)</i>	2,925	3,213	+10%
<i>Hashish - (Garda # 1) price (US\$/kg)</i>	547	480	-12%

¹ Simple average of all observations

- **Heroin and Hashish (best quality) prices in Quetta, Pakistan (US\$/kg)**

Best quality of Heroin/Hashish	Feb-14	Feb-15	Increase/Decrease (%)
Heroin - High quality (Crystal) price (US\$/kg)	3,453	4,316	+25%
Hashish - High quality price (US\$/kg)	537	719	+34%

- **Average² price of Heroin, Opium and Hashish at consumer level in Afghanistan, (US\$/kg)**

Types of drugs	Feb-14	Feb-15	Increase/Decrease (%)
Heroin	5,389	4,868	-10%
Opium	427	259	-39%
Hashish	204	189	-7%

- **Average² price of Wheat, Cotton, Saffron, Imported and Local Rice in Afghanistan, (US\$/kg)**

Types of crops	Feb-14	Feb-15	Increase/Decrease (%)
Wheat	0.38	0.40	+5%
Cotton	1.4	1.34	-6%
Saffron	1,307	1,744	+33%
Rice (imported)*	1.4	1.41	-2%
Rice (local)*	0.8	0.83	+6%

- **Average² price of poppy and cannabis seeds in Afghanistan, (US\$/kg)**

Types of seeds	Feb-14	Feb-15	Increase/Decrease (%)
Cannabis seed	0.37	0.41	+11%
Poppy seed	0.60	0.58	-4%

- **Average² price of acetic anhydride in Afghanistan, (US\$/Lit)**

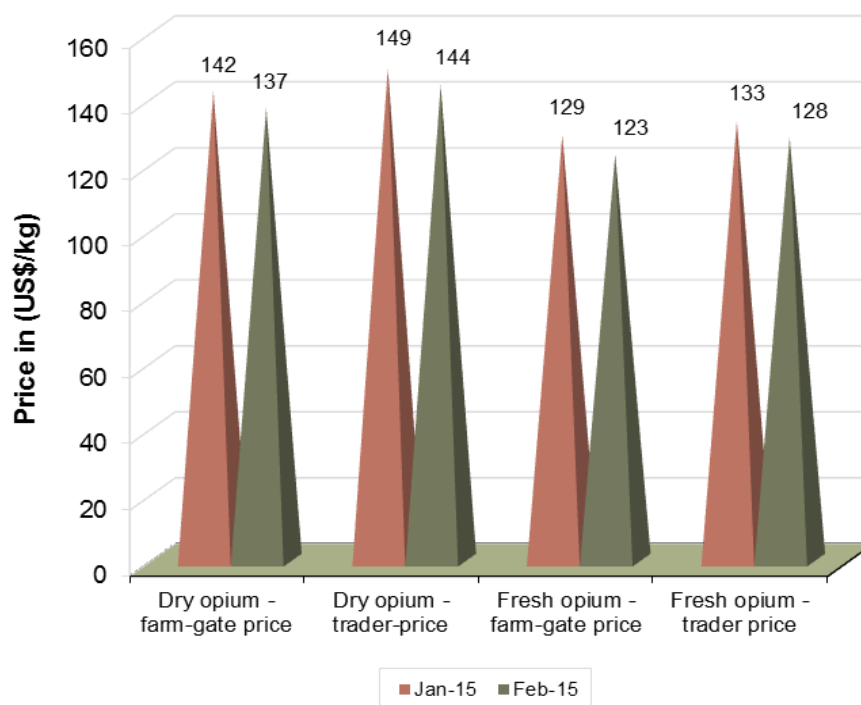
Variety of Acetic Anhydride	Feb-14	Feb-15	Increase/Decrease (%)
Acetic Anhydride - A*	202	347	+72%
Acetic Anhydride - B*	86	193	+124%
Acetic Anhydride - C*	77	155	+101%
Acetic Anhydride - D*	157	150	-5%
Acetic Anhydride - E*	133	154	+16%
Acetic Anhydride - F*	156	307	+97%

* A, B, C, D, E, F represent different variety of acetic anhydride in Afghanistan.

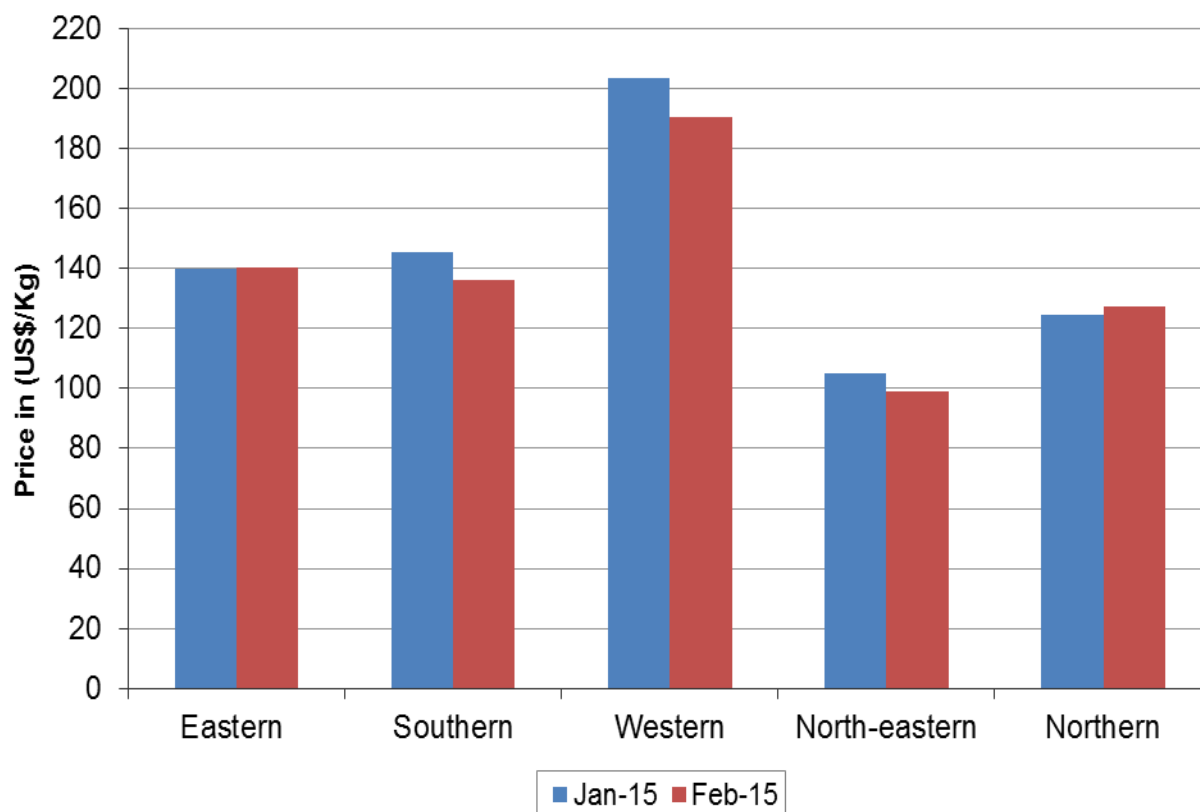
² Simple average of all observations

Drug price by Month (January 2015 – February 2015)

Price change of Dry Opium and Fresh Opium (January 2015 – February 2015)



Regional average price of dry opium from traders (January 2015 – February 2015)

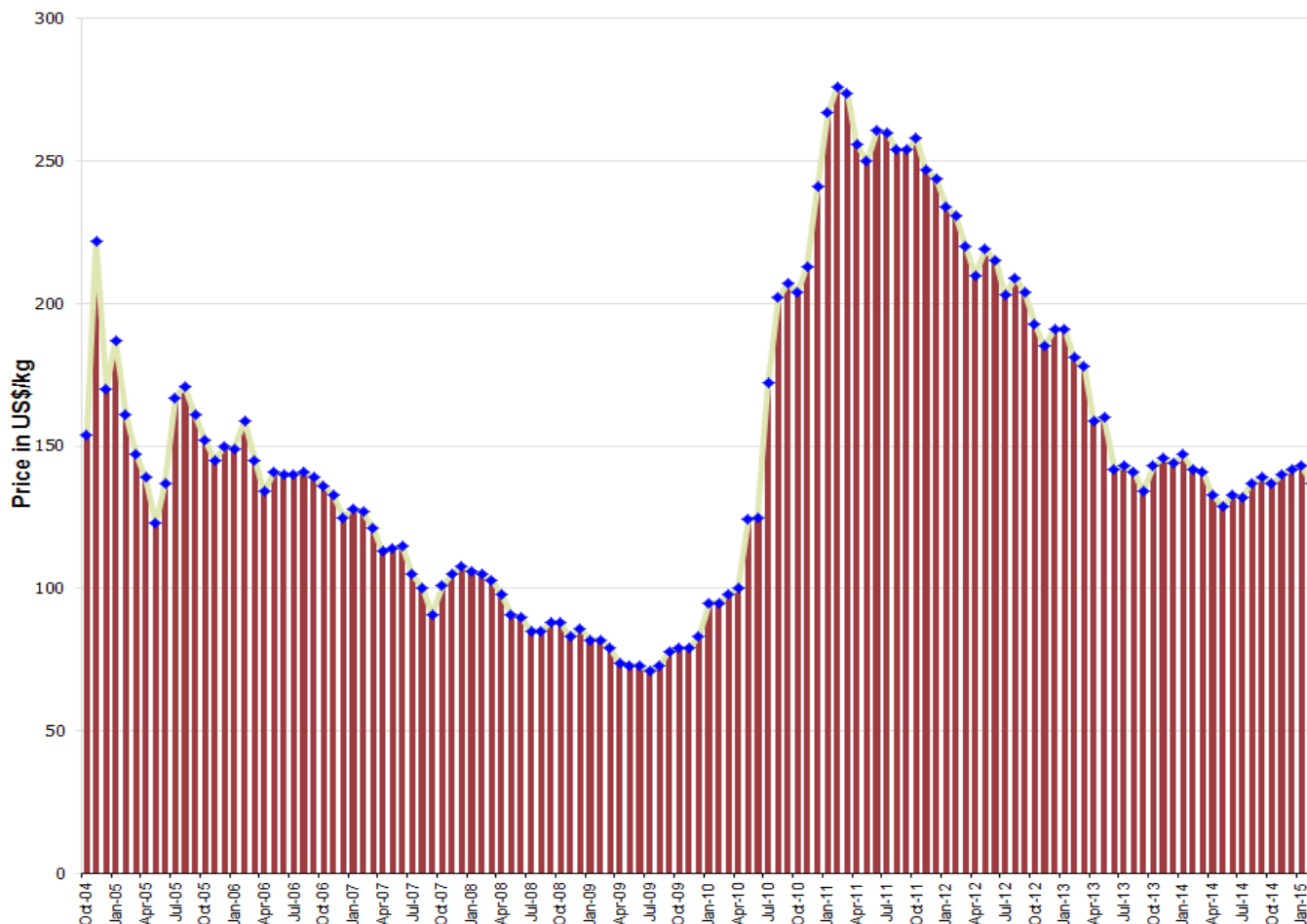


DRY OPIUM

FARM-GATE PRICE:

The national average price for one kilogram of dry opium in Afghanistan at the farm-gate level was **US\$ 137/kg** at the end of February 2015 which is 4% lower compared to price reported in January 2015 (**US\$ 143/kg**). The average dry opium price at the farm-gate level in February 2015 is 3% lower than the price reported in February 2014 which was **US\$ 142/kg**. The dry opium price has a decreasing trend since February 2011.

Graph 1: National ²Average price of dry opium at farm-gate level from Sep 2004 to Feb 2015



Dry Opium (Chaynaki Quality):

FARM-GATE PRICE:

Price of opium (dry) was not found to be varying with quality in different regions. In Balkh and Hilmand provinces another quality of dry opium by the name of **Chaynaki** is available at Farm-gate and trader level. The **Chaynaki** quality of dry opium more air dried than other varieties. The average price of 1 kilogram of **Chaynaki** dry opium at Farm-gate level in Balkh province is **US\$ 174/kg** in February 2015 showing an increase of 1% compared to the price reported in January 2015 (**US\$ 172**). The average price of 1 kilogram of **Chaynaki** dry opium at farm-gate level in Hilmand province is **US\$ 344/kg** in February 2015 with an decreased by 5% compared to the price reported in January 2015 (**US\$ 362**).

Table 1: Average² price of dry opium (Chaynaki quality) at farm-gate level (US\$/Kg)

Dry Opium (Chaynaki quality)	Balkh		Change (Feb-Jan) %	Hilmand		Change (Feb-Jan) %
	Jan-15	Feb-15		Jan-15	Feb-15	
Farm-gate price (US\$/Kg)	172	174	+1%	362	344	-5%

² Simple average of all observations

DRY OPIUM:

TRADER PRICE

The national average dry opium price collected from traders was **US\$ 144/kg** at the end of February 2015 showing **4%** decrease compared to the price reported last month (January 2015) (**US\$ 150/kg**). The average dry opium price at trader level in February 2015 is **4%** lower than the price reported last year (February 2014) which was **US\$ 150/kg**

Dry opium price collected from traders has increased by 2% and 0.2% in Northern and Eastern regions respectively. Price decreased by 6.4%, 6.4 and 5.6 in Southern, Western and North-eastern regions respectively.

Table 2: Regional average³ price of dry opium collected from traders (US\$/Kg)

Region	Price of Dry Opium (US\$/Kg)		Price change (%)
	Jan-15	Feb-15	
Eastern region (Kunar, Laghman, Nangarhar)	140.0	140.3	+0.2%
Southern region (Hilmand, Kandahar, Uruzgan, Zabul)	145	136	-6.4%
Western region (Badghis, Farah, Ghor, Hirat, Nimroz)	203	190	-6.4%
North-eastern region (Badakhshan, Kunduz, Takhar)	105	99	-5.6%
Northern region (Baghlan, Balkh, Faryab)	124	127	+2%
Average	150	144	-4%

Dry Opium (Chaynaki Quality):

TRADER PRICE:

In Balkh province, the average price of 1 kilogram of **Chaynaki** dry opium at trader level is **US\$ 182/kg** in February 2015 showing an increase of **2%** compared to the price reported in January 2015 (**US\$ 179/kg**). In Hilmand province, the average price of 1 kilogram of **Chaynaki** dry opium at trader level is **US\$ 365/kg** in February 2015 decreased by **5%** compared to the price reported in January 2015 (**US\$ 383**)

Table 3: Average³ price of dry opium (Chaynaki quality) at trader level (US\$/Kg)

Dry Opium (Chaynaki quality)	Balkh		Change (Feb-Jan) %	Hilmand		Change (Feb-Jan) %
	Jan-15	Feb-15		Jan-15	Feb-15	
Trader price (US\$/Kg)	179	182	+2%	383	365	-5%

³ Simple average of all observations

Graph 2: Regional average⁴ price of dry opium from traders (January 2005 to February 2015)

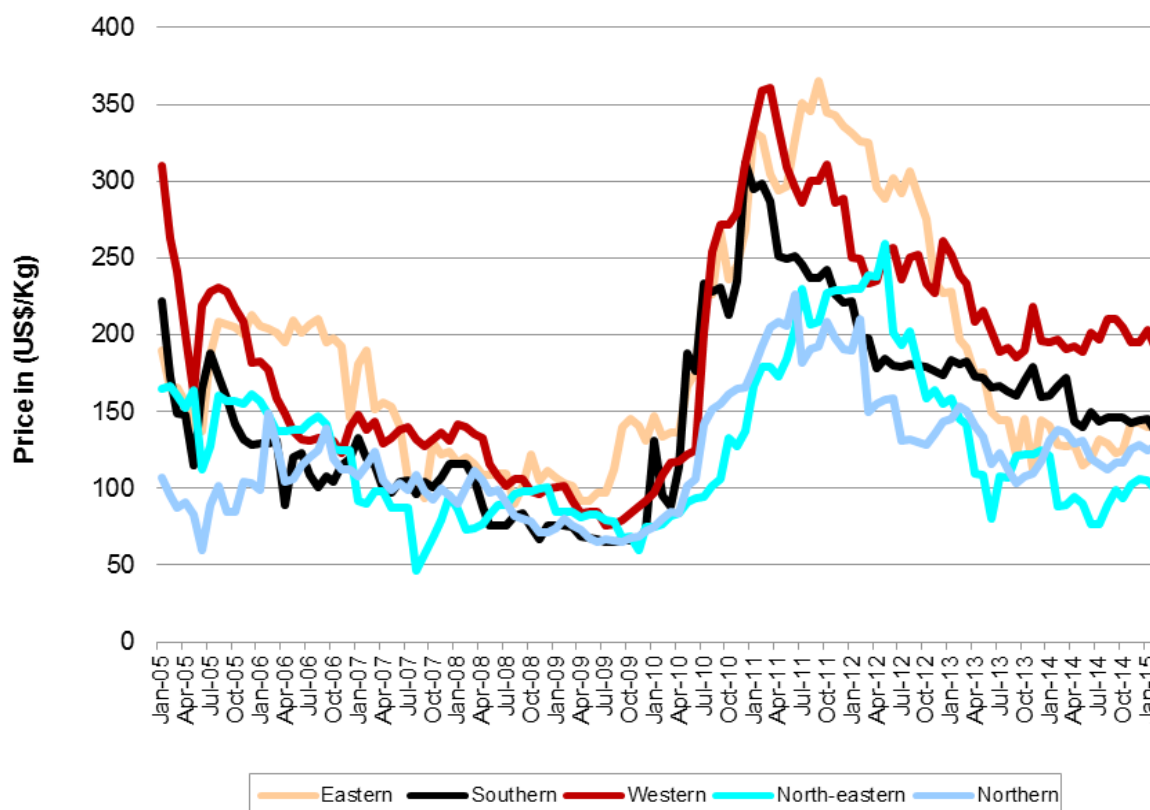


Table 4: Regional average⁴ price of dry opium at farm-gate and trader level in local currency

		Price of 1 kg of Dry Opium in local currency					
		Jan-15		Feb-15			
Region	Local currency	Farm-gate	Trader	Farm-gate	Trader	Change at farm-gate level (Feb-Jan) (%)	Change at trader level (Feb-Jan) (%)
Eastern region (Kunar, Laghman, Nangarhar)	Pakistani Rupee	13,611	13,894	14,344	14,627	+5%	+5%
Southern region (Hilmand, Kandahar, Uruzgan, Zabul)	Pakistani Rupee	13,849	14,485	13,543	14,145	-2%	-2%
Western region (Badghis, Ghor) *	Afghani	10,332	10,729	9,761	10,158	-6%	-5%
Western region (Farah, Hirat, Nimroz) *	Imnianian Tuman	700,202	744,667	648,204	688,000	-7%	-8%
North-eastern region (Badakhshan, Kunduz, Takhar)	Afghani	5,175	6,003	4,711	5,447	-9%	-9%
Northern region (Baghlan, Balkh, Faryab)	Afghani	6,885	7,106	7,011	7,254	+2%	+2%

* Western region is divided in two groups because of prices available in two currencies.

⁴ Simple average of all observations

FRESH OPIUM

At the end of February 2015, the national average price of fresh opium decreased by 7% from **US\$ 132/kg** in January 2015 to **US\$ 123/kg in February 2015** at the farm-gate level. Similarly, the national average price of fresh opium at trader level decreased by 6% from **US\$ 136/kg** in January 2015 to **US\$ 128/kg** this month (February 2015).

Graph 3: National average⁵ price of fresh opium at farm-gate and trader level, US\$/kg (August 2009 to February 2015)

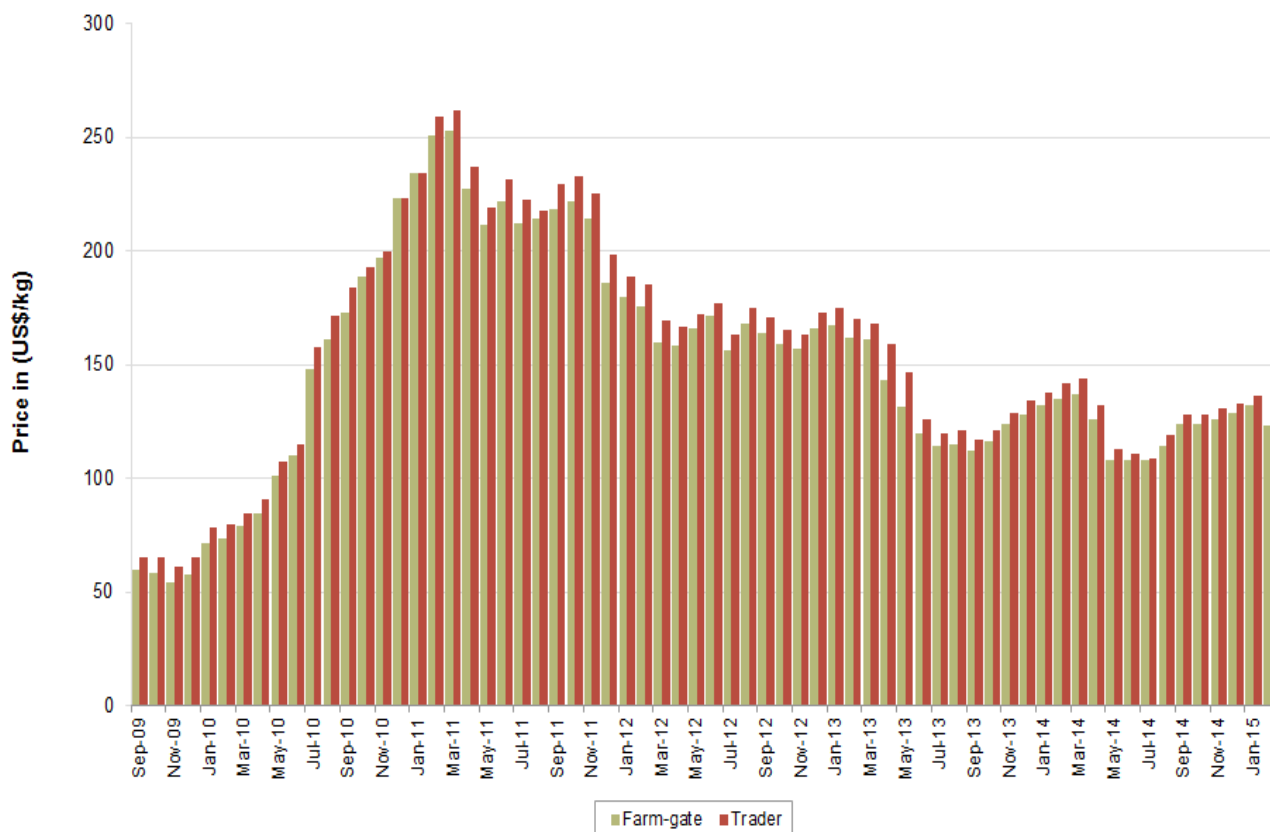


Table 5: Regional average⁵ price of fresh opium at farm-gate and trader level in local currency

		Price of 1 kg of Fresh Opium in local currency					
		Jan-15		Feb-15			
Region	Local currency	Farm-gate	Trader	Farm-gate	Trader	Change at farm-gate level (Feb-Jan) (%)	Change at trader level (Feb-Jan) (%)
Eastern region (Kunar, Laghman, Nangarhar)	Pakistani Rupee	NA	NA	NA	NA	NA	NA
Southern region (Hilmand, Kandahar, Uruzgan, Zabul)	Pakistani Rupee	12,290	12,785	11,962	12,428	-3%	-3%
Western region (Badghis, Ghor) *	Afghani	7,478	7,728	6,750	7,000	-10%	-9%
Western region (Farah, Hirat, Nimroz) *	Imanian Tuman	573,850	587,767	510,183	529,021	-11%	-10%
North-eastern region (Badakhshan, Kunduz, Takhar)	Afghani	NA	NA	NA	NA	NA	NA
Northern region (Baghlan, Balkh, Faryab)	Afghani	6,288	6,538	6,479	6,721	+3%	+3%

* Western region is divided in two groups because of prices available in two currencies

⁵ Simple average of all observations

HEROIN

There are several types of heroin available in Afghanistan with different quality. The prices of White powder (injection) in Nangarhar province, White powder (Crystal) in Kandahar and Balkh provinces, Off-white (Crystal)-100% in Badakhshan province and White powder-high quality (70-80% pure) in Hirat province are the most expensive heroin reported in Afghanistan. The cheapest heroin (**US\$ 38/kg**) is called as Khata # 2 reported in Nangarhar province.

Table 7: Prices of different types of Heroin in Afghanistan,(US\$/kg), Feb 2014 – Feb 2015

Province	Types of Heroin	Feb-14	Mar-14	Apr-14	May-14	Jun-14	Jul-14	Aug-14	Sep-14	Oct-14	Nov-14	Dec-14	Jan-15	Feb-15	Change (Feb-Jan) %
Badakhshan	Chara (20%)	1,094	1,095	1,104	1,009	1,023	1,030	1,198	998	1,004	1,051	1,207	1,624	1,483	-9%
	Off- white powder (Crystal) - 100%	3,281	3,286	2,408	2,220	2,250	2,266	2,367	2,450	2,463	2,584	3,103	3,551	3,401	-4%
Balkh	Best powder	3,590	3,621	3,509	3,514	3,618	3,680	3,629	3,691	3,665	3,704	3,750	3,854	3,803	-1%
	White powder (Crystal)	4,192	4,212	4,140	4,123	4,221	4,227	4,157	4,240	4,166	4,187	4,229	4,316	4,249	-2%
Hirat	Morphine	2,007	1,891	2,015	2,009	2,103	2,044	2,069	2,204	1,721	2,062	2,086	2,118	2,130	+1%
	Off- white coarse powder (Crystal)	1,997	1,563	1,346	1,339	1,385	1,425	1,400	1,387	1,310	1,335	1,229	1,268	1,275	+1%
	White powder - high quality (70-80% pure)	2,877	2,713	2,890	2,953	3,110	3,000	2,922	3,067	2,827	2,899	2,930	2,900	2,915	+1%
	White powder - low quality (less than 50% pure)	1,465	1,331	1,413	1,431	1,483	1,480	1,391	1,475	1,355	1,380	1,397	1,406	1,414	+1%
Kandahar	Morphine	2,077	2,165	2,062	2,099	2,139	2,084	2,050	2,030	2,018	1,987	2,036	2,070	1,966	-5%
	Off- white powder (Batan) - high quality	1,884	1,959	1,856	1,884	1,930	1,879	1,846	1,824	1,772	1,739	1,748	1,758	1,669	-5%
	Off- white powder (Batan) - low quality	1,237	1,237	1,237	1,249	1,283	1,239	1,214	1,197	1,181	1,143	1,172	1,155	1,084	-6%
	White powder (Crystal)	3,285	3,299	3,093	3,072	3,129	3,067	2,996	2,972	2,954	1,987	2,979	3,014	2,877	-5%
Nangarhar	Best powder	1,103	1,241	1,134	1,020	1,040	1,219	990	884	828	1,192	1,196	1,315	1,151	-12%
	Chara # 1	77	114	82	82	94	81	99	88	78	79	70	101	86	-15%
	Chara # 2	58	62	41	41	73	51	59	59	58	50	50	81	48	-41%
	Khata # 1	67	83	52	60	73	71	89	74	68	70	60	91	67	-26%
	Khata # 2	48	52	31	31	52	46	50	49	49	30	40	71	38	-46%
	Off- white powder (Batan)	1,726	1,964	2,062	1,938	1,769	1,828	1,782	1,768	1,947	1,788	1,795	2,023	1,822	-10%
	White powder (Injection)	2,686	2,895	2,577	2,447	2,289	2,437	2,079	2,062	2,142	2,384	2,393	3,540	2,398	-32%
Takhar	Off- white powder (Crystal) - 60%	2,038	2,041	1,606	1,413	1,432	1,442	1,677	1,750	1,774	1,906	2,069	2,841	2,704	-5%

Graph 4: Prices of different types of heroin in Afghanistan, (US\$/kg), February 2015

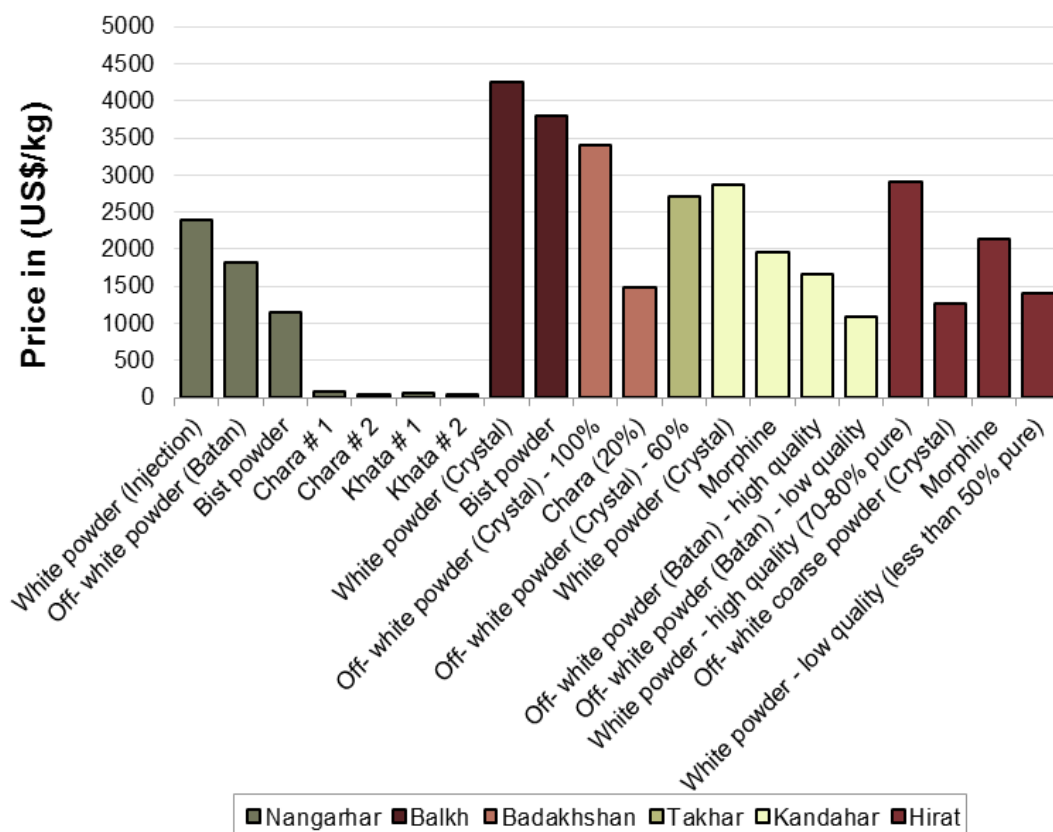


Table 8: Prices of 1 kilogram of different types of Heroin in local currency

			Prices of 1 kg of different types of heroin in local currency		
Province	Types of heroin	Local currency	Jan-15	Feb-15	Change (Feb-Jan) %
Badakhshan	Chara (20%)	Afghani	92,800	85,000	-8%
	Off- white powder (Crystal) - 100%	Afghani	203,000	195,000	-4%
Balkh	Bist powder	Afghani	220,000	218,000	-1%
	White powder (Crystal)	Afghani	246,400	243,600	-1%
Hirat	Morphine	Iranian Tuman	7,349,000	7,349,000	+0%
	Off- white coarse powder (Crystal)	Iranian Tuman	4,400,000	4,400,000	+0%
	White powder - high quality (70-80% pure)	Iranian Tuman	10,060,000	10,060,000	+0%
	White powder - low quality (less than 50% pure)	Iranian Tuman	4,879,000	4,879,000	+0%
Kandahar	Morphine	Pakistani Rupee	206,000	205,000	+0%
	Off- white powder (Batan) - high quality	Pakistani Rupee	175,000	174,000	-1%
	Off- white powder (Batan) - low quality	Pakistani Rupee	115,000	113,000	-2%
	White powder (Crystal)	Pakistani Rupee	300,000	300,000	+0%
Nangarhar	Bist powder	Pakistani Rupee	130,000	120,000	-8%
	Chara # 1	Pakistani Rupee	10,000	9,000	-10%
	Chara # 2	Pakistani Rupee	8,000	5,000	-38%
	Khata # 1	Pakistani Rupee	9,000	7,000	-22%
	Khata # 2	Pakistani Rupee	7,000	4,000	-43%
	Off- white powder (Batan)	Pakistani Rupee	200,000	190,000	-5%
	White powder (Injection)	Pakistani Rupee	350,000	250,000	-29%
Takhar	Off- white powder (Crystal) - 60%	Pakistani Rupee	162400	155000	-5%

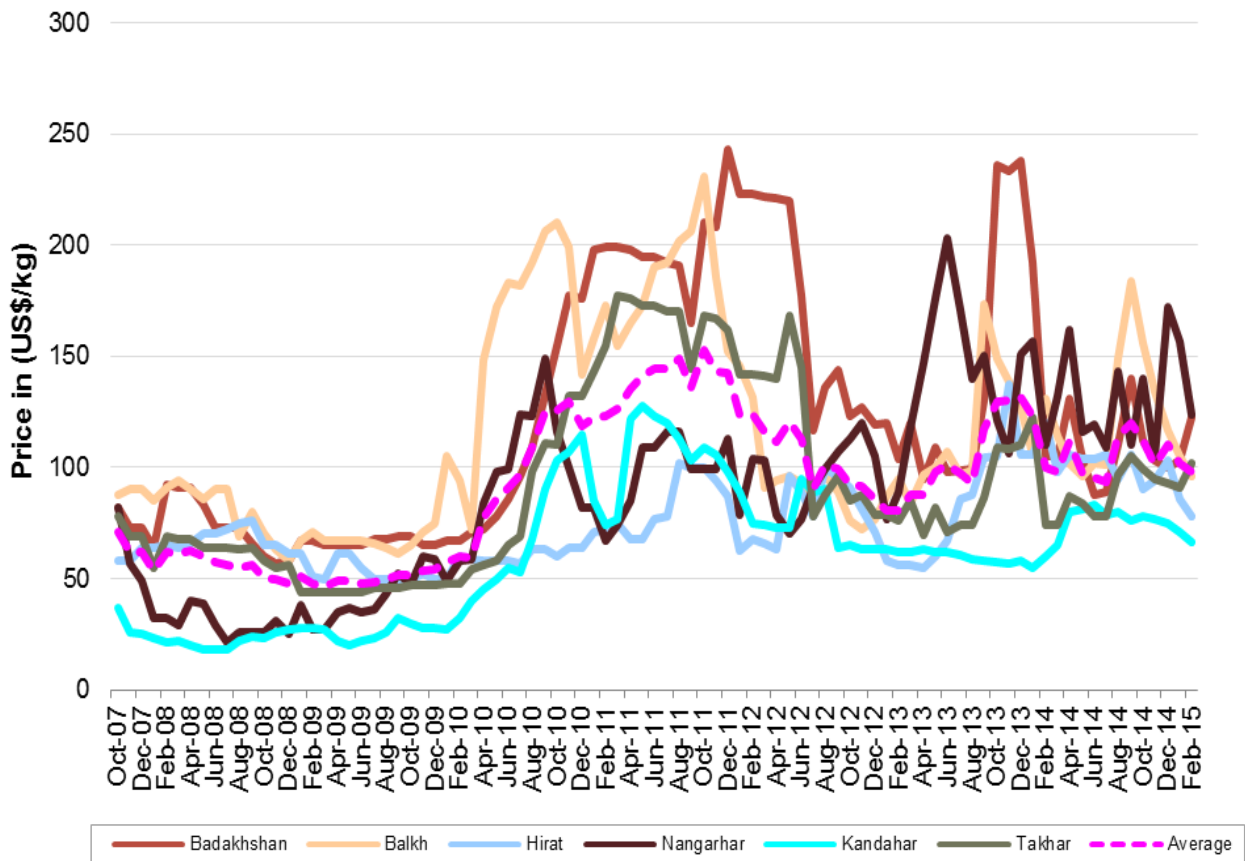
CANNABIS RESIN:

There are mainly three types of cannabis resin available in Afghanistan namely Garda # 1, # 2 and # 3 with quality as best, moderate and fair respectively. Garda # 1 (Shirak) in Badakhshan province was the most expensive cannabis resin because of its pure quality. Earlier Garda # 1 (Jooshi) of Balkh province was most expensive and popular because of it's high quality however it lost it's demand due to it's blending with lower quality hashish.

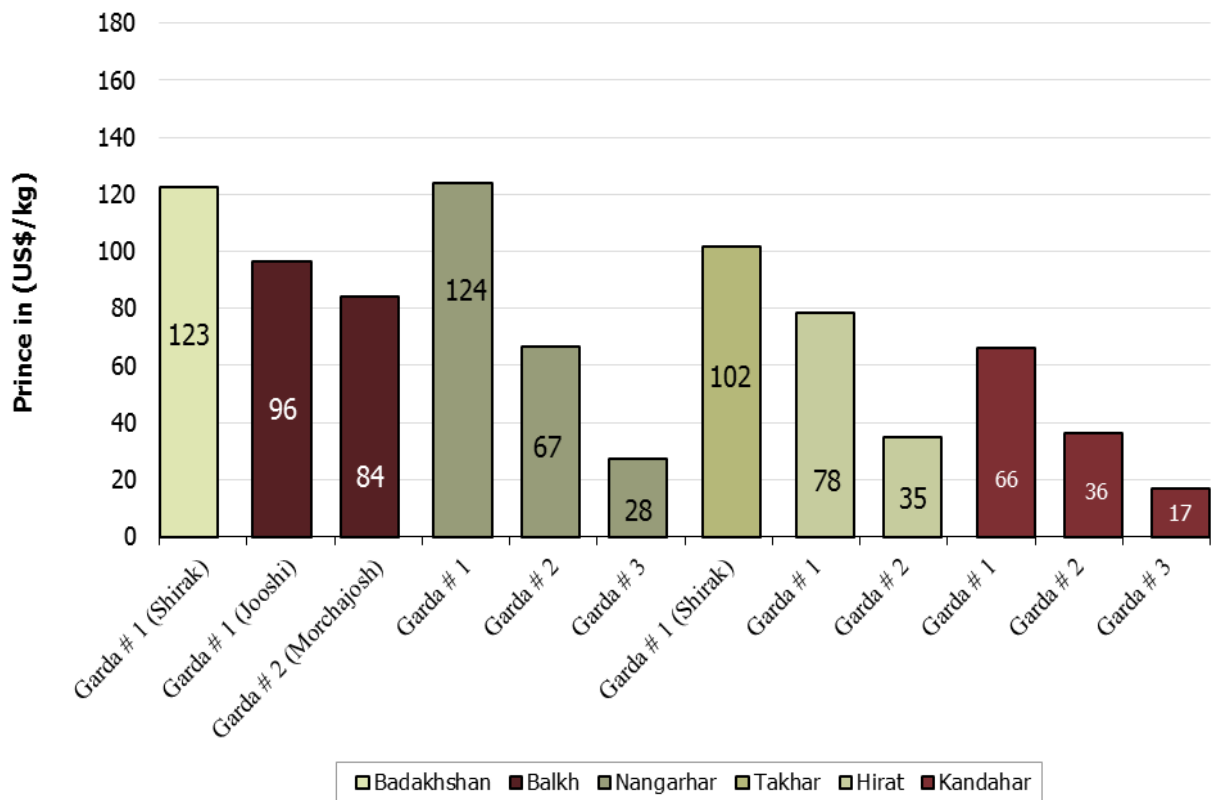
Table 9: Prices of different types of cannabis resin in Afghanistan, (US\$/kg), Feb 2014 – Feb 2015

Province	Types of cannabis resin	Feb-14	Mar-14	Apr-14	May-14	Jun-14	Jul-14	Aug-14	Sep-14	Oct-14	Nov-14	Dec-14	Jan-15	Feb-15	Change (Feb-Jan) %
Badakhshan	Garda # 1 (Shirak)	105	105	131	104	88	89	110	140	112	103	100	103	123	+19%
Balkh	Garda # 1 (Jooshi)	131	114	102	96	102	101	149	184	156	134	117	105	96	-8%
	Garda # 2 (Morchajosh)	96	87	79	73	97	94	105	140	121	103	90	79	84	+7%
Hirat	Garda # 1	120	98	106	104	104	106	95	106	90	94	103	86	78	-9%
	Garda # 2	67	58	53	61	60	53	61	66	47	48	55	48	35	-28%
Kandahar	Garda # 1	60	65	80	81	83	79	80	76	78	77	75	71	66	-7%
	Garda # 2	39	46	47	47	49	47	48	46	47	45	44	40	36	-10%
	Garda # 3	20	25	27	28	30	27	27	24	26	24	22	20	17	-15%
Nangarhar	Garda # 1	110	132	162	116	119	109	143	110	140	105	172	157	124	-21%
	Garda # 2	82	88	74	65	67	58	94	85	91	67	86	87	67	-23%
	Garda # 3	34	44	44	36	33	22	29	28	34	30	36	43	28	-37%
Takhar	Garda # 1 (Shirak)	74	74	87	84	78	78	97	105	99	95	93	91	102	+12%

Graph 5: Average⁶ price of cannabis resin (Garda # 1, best quality) in US\$/kg, Oct 2007–Feb 2015



Graph 6: Prices of different types of cannabis resin in Afghanistan, (US\$/kg), February 2015



⁶ Simple average of all observations

Table 10: Prices of 1 kilogram of different types of cannabis resin in Afghanistan in local currency, January 2015 – February 2015

Province	Types of cannabis resin	Local currency	Prices of 1 kg of different types of cannabis resin in local currency		Change (Feb-Jan) %
			Jan-15	Feb-15	
Badakhshan	Garda # 1 (Shirak)	Afghani	5,900	7,000	+19%
Balkh	Garda # 1 (Jooshi)	Afghani	6,000	5,500	-8%
	Garda # 2 (Morchajosh)	Afghani	4,500	4,800	+7%
Hirat	Garda # 1	Iranian Tuman	297,000	270,000	-9%
	Garda # 2	Iranian Tuman	168,000	120,000	-29%
Kandahar	Garda # 1	Pakistani Rupee	7,111	6,889	-3%
	Garda # 2	Pakistani Rupee	4,000	3,778	-6%
	Garda # 3	Pakistani Rupee	2,000	1,778	-11%
Nangarhar	Garda # 1	Pakistani Rupee	15,500	12,850	-17%
	Garda # 2	Pakistani Rupee	8,600	6,900	-20%
	Garda # 3	Pakistani Rupee	4,300	2,850	-34%
Takhar	Garda # 1 (Shirak)	Afghani	5,200	5,800	+12%

LICIT CROPS:

Prices of wheat, cotton, saffron, rice (imported) and rice (local) collected in six provinces of Afghanistan are shown in below table.

Table 11: Prices of wheat, cotton, saffron, imported and local rice in Afghanistan in local currency, January 2015

Province	Types of crops	Price/Kg in Pakistani Rupee (PRs)	Price/Kg in Afghani (AFs)	Price/Kg in (US\$)
Badakhshan	Wheat	-	25	0.4
Badakhshan	Rice Imported	-	100	1.7
Badakhshan	Rice Local	-	50	0.9
Balkh	Wheat	-	18	0.3
Balkh	Cotton	-	38	0.7
Balkh	Rice Imported	-	90	1.6
Balkh	Rice Local	-	50	0.9
Hirat	Wheat	-	23	0.4
Hirat	Cotton	-	80	1.4
Hirat	Saffron	-	100,000	1,744
Hirat	Rice Imported	-	72	1.3
Hirat	Rice Local	-	70	1.2
Kandahar	Wheat	50	-	0.5
Kandahar	Cotton	210	-	2.0
Kandahar	Rice Imported	122	-	1.2
Nangarhar	Wheat	39	-	0.4
Nangarhar	Cotton	136	-	1.3
Nangarhar	Rice Imported	122	-	1.2
Nangarhar	Rice Local	41	-	0.4
Takhar	Wheat	-	22	0.4
Takhar	Rice Imported	-	90	1.6
Takhar	Rice Local	-	45	0.8

Table 12: Prices of wheat, cotton, saffron, imported and local rice in Afghanistan, (US\$/kg), February 2014 – February 2015

Types of crops	Feb-14	Mar-14	Apr-14	May-14	Jun-14	Jul-14	Aug-14	Sep-14	Oct-14	Nov-14	Dec-14	Jan-15	Feb-15	Increase/Decrease (%)
Wheat	0.38	0.40	0.41	0.39	0.38	0.38	0.39	0.39	0.50	0.42	0.45	0.41	0.40	-3%
Cotton	1.4	1.6	1.5	1.5	1.6	1.5	1.5	1.4	1.4	1.3	1.3	1.38	1.34	-2%
Saffron	1,307	1,397	1,404	1,564	1,589	1,600	1,581	1,577	1,560	1,381	1,379	1,572	1,744	+11%
Rice (Imported)	1.4	1.4	1.5	1.4	1.5	1.5	1.5	1.5	1.5	1.5	1.5	1.46	1.41	-3%
Rice (Local)	0.8	0.7	0.8	0.7	0.8	0.8	0.9	0.9	1.0	0.8	0.9	0.82	0.83	+1%

CANNABIS AND POPPY SEEDS:

Prices of cannabis and poppy seeds collected from eighteen provinces of Afghanistan are tabulated below.

Table 13: Prices of cannabis and poppy seeds in local currency, January 2015 – February 2015

Province	Types of seed	Local currency	Prices of 1 kg of cannabis seed and poppy seed in local currency		Change (Feb-Jan) (%)
			Jan-15	Feb-15	
Badakhshan	Poppy seed	Afghani	50	45	-10%
	Cannabis seed	Afghani	30	35	+17%
Baghlan	Poppy seed	Afghani	40	30	-25%
	Cannabis seed	afghani	15	15	+0%
Balkh	Poppy seed	Afghani	50	40	-20%
	Cannabis seed	Afghani	10	10	+0%
Farah	Poppy seed	Afghani	35	35	+0%
	Cannabis seed	Afghani	40	40	+0%
Faryab	Poppy seed	Afghani	80	70	-13%
	Cannabis seed	Afghani	15	10	-33%
Hilmand	Poppy seed	Afghani	33	33	0%
	Cannabis seed	Afghani	22	22	+0%
Hirat	Poppy seed	Afghani	35	35	+0%
	Cannabis seed	Afghani	38	38	+0%
Kabul	Poppy seed	Afghani	15	10	-33%
Kandahar	Poppy seed	Afghani	33	33	+0%
	Cannabis seed	Afghani	22	22	+0%
Kapisa	Poppy seed	Afghani	10	15	+50%
Kunar	Poppy seed	Pakistani Ruppee	35	29	-17%
Laghman	Poppy seed	Pakistani Ruppee	43	29	-33%
Logar	Cannabis seed	Afghani	40	30	-25%
Nangarhar	Poppy seed	Pakistani Ruppee	35	26	-26%
	Cannabis seed	Pakistani Ruppee	14	14	+0%
Paktya	Cannabis seed	Afghani	23	20	-13%
Takhar	Poppy seed	Afghani	55	50	-9%
	Cannabis seed	Afghani	35	35	+0%
Uruzgan	Poppy seed	Afghani	31	31	+0%
	Cannabis seed	Afghani	20	20	+0%
Zabul	Poppy seed	Afghani	33	33	+0%
	Cannabis seed	Afghani	20	20	+0%

Table 13: Prices of cannabis and poppy seeds in Afghanistan, (US\$/kg), Feb 2014 – Feb 2015

Types of seeds	Feb-14	Mar-14	Apr-14	May-14	Jun-14	Jul-14	Aug-14	Sep-14	Oct-14	Nov-14	Dec-14	Jan-15	Feb-15	Increase/Decrease (%)
Cannabis seed	0.37	0.37	0.39	0.40	0.43	0.44	0.46	0.42	0.43	0.43	0.41	0.42	0.41	-2%
Poppy seed	0.60	0.59	0.58	0.57	0.58	0.59	0.58	0.60	0.60	0.64	0.68	0.61	0.58	-5%

PRICES OF HEROIN, OPIUM AND HASHISH AT CONSUMER LEVEL:

The consumer prices of heroin, opium and hashish collected from different regions of Afghanistan are as below. The quality of product varies widely in different regions.

Graph 7: Regional average⁷ prices of heroin, opium and hashish at consumer level in (US\$/Kg), February 2015

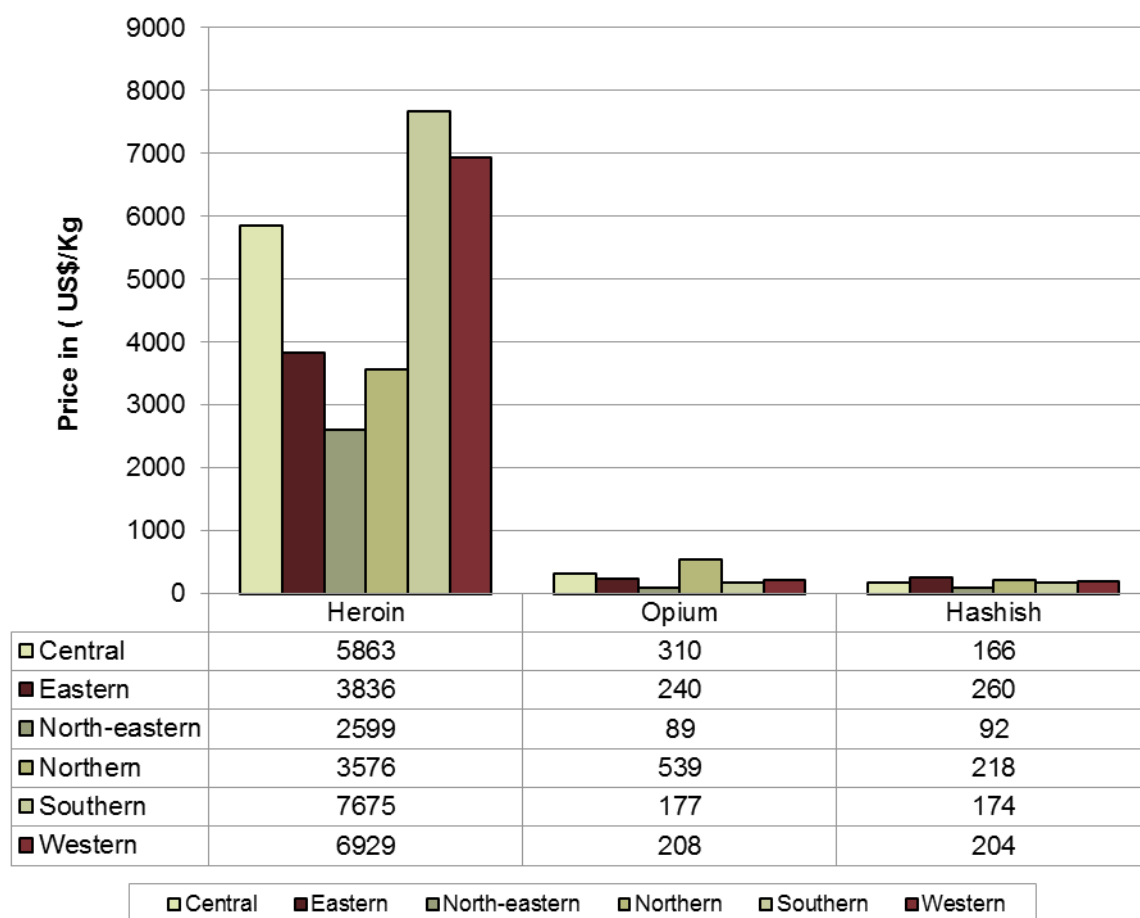


Table 15: Average⁸ prices of Heroin, Opium and Hashish at consumer level in Afghanistan, (US\$/kg), February 2014 – February 2015

Types of drug	Average prices in (US\$/kg)													Change (Feb-Jan) (%)
	Feb-14	Mar-14	Apr-14	May-14	Jun-14	Jul-14	Aug-14	Sep-14	Oct-14	Nov-14	Dec-14	Jan-15	Feb-15	
Heroin	5,389	5,538	5,277	5,246	5,236	5,120	4,940	5,029	5,000	5,159	5,331	5,244	4,868	-7%
Opium	427	336	329	292	283	286	292	292	270	258	267	270	259	-4%
Hashish	204	214	206	202	207	199	215	213	198	189	200	194	189	-3%

⁷ Simple average of all observations

PRICES OF DRUGS IN PAKISTAN:

The prices of different types of opium, heroin and hashish reported from Peshawar and Quetta in Pakistan are as below:

A. PESHAWAR

OPIUM:

There are three types of dry opium namely Opium - Afghanistan (opium of Afghanistan), Opium - Terra and Opium - Tapa (adulterated) available in Peshawar, Pakistan. Opium-Terra is the most expensive opium reported in Peshawar.

Table 14: Prices of different types of opium in Peshawar, Pakistan in (US\$/Kg):

Types of opium	Feb-14	Mar-14	Apr-14	May-14	Jun-14	Jul-14	Aug-14	Sep-14	Oct-14	Nov-14	Dec-14	Jan-15	Feb-15	Change (Feb-Jan) %
Opium - Terra	264	289	290	286	248	241	235	235	233	258	257	248	235	-5%
Opium - Afghanistan	216	233	232	227	227	222	214	216	222	228	227	220	212	-4%
Opium - Tapa (adulterated)	173	191	185	185	186	182	175	167	168	184	182	179	177	-1%

HEROIN:

There are three types of heroin namely White (Injection), Yellow (Batan) and Saada (Ordinary) available in Peshawar, Pakistan. White (injection) type is the most expensive heroin reported in Peshawar.

Table 15: Prices of different types of heroin in Peshawar, Pakistan in (US\$/Kg):

Types of heroin	Feb-14	Mar-14	Apr-14	May-14	Jun-14	Jul-14	Aug-14	Sep-14	Oct-14	Nov-14	Dec-14	Jan-15	Feb-15	Change (Feb-Jan) %
Heroin - White (Injection)	2,925	3,204	3,290	3,369	3,461	3,377	3,380	3,531	3,741	3,675	3,757	3,274	3,213	-2%
Heroin - Yellow (Batan)	2,733	2,997	3,085	3,165	3,254	3,195	3,182	3,335	3,544	3,476	3,556	3,075	3,021	-2%
Heroin - Saada (Ordinary)	1,650	1,798	1,799	1,837	1,911	1,846	1,839	1,913	1,969	1,986	2,054	1,935	1,918	-1%

HASHISH:

There are three types of hashish namely Hashish - Garda # 1, # 2 and # 3 available in Peshawar, Pakistan. Hashish-Garda#1 is the most expensive hashish reported in Peshawar.

Table 16: Prices of different types of Hashish in Peshawar, Pakistan in (US\$/Kg):

Types of hashish	Feb-14	Mar-14	Apr-14	May-14	Jun-14	Jul-14	Aug-14	Sep-14	Oct-14	Nov-14	Dec-14	Jan-15	Feb-15	Change (Feb-Jan) %
Hashish - Garda # 1	547	594	596	612	620	619	636	638	650	656	656	645	480	-26%
Hashish - Garda # 2	446	486	483	490	506	502	497	510	522	526	526	516	432	-16%
Hashish - Garda # 3	379	408	401	393	403	401	388	392	414	397	404	397	384	-3%

Table 17: Prices of different types of drugs in Peshawar, Pakistan in local currency, (Pak Rupee/kg):

		Price in (Pakistani Rupee)/kg	
Types of drugs	Jan-15	Feb-15	Change (Feb-Jan) %
Opium -Afghanistan	22,150	22,100	-0.2%
Opium -Tapa (Adulterated)	18,000	18,500	+3%
Opium -Terra	25,000	24,500	-2%
Heroin -White (Injection)	330,000	335,000	+2%
Heroin -Yellow (Batan)	310,000	315,000	+2%
Heroin -Saada (Ordinary)	195,000	200,000	+3%
Hashish -Garda # 1	65,000	50,000	-23%
Hashish -Garda # 2	52,000	45,000	-13%
Hashish -Garda # 3	40,000	40,000	+0%

B. QUETTA

OPIUM:

Table 18: Prices of different quality of opium in Quetta, Pakistan in (US\$/Kg):

Quality of opium	Feb-14	Mar-14	Apr-14	May-14	Jun-14	Jul-14	Aug-14	Sep-14	Oct-14	Nov-14	Dec-14	Jan-15	Feb-15	Change (Feb-Jan) %
High quality	336	360	388	367	364	355	358	343	374	399	448	462	460	+0%
Medium quality	254	267	276	265	260	254	259	255	276	289	319	342	336	-2%
Low quality	211	226	235	224	229	203	199	206	217	230	249	281	269	-5%

HEROIN:

Table 19: Prices of different quality of heroin in Quetta, Pakistan in (US\$/Kg):

Quality of heroin	Feb-14	Mar-14	Apr-14	May-14	Jun-14	Jul-14	Aug-14	Sep-14	Oct-14	Nov-14	Dec-14	Jan-15	Feb-15	Change (Feb-Jan) %
High quality (Crystal)	3,453	3,599	3,673	3,571	3,641	3,398	3,484	3,482	3,643	3,843	4,133	4,322	4,316	+0%
Medium quality	2,877	3,085	3,061	3,061	2,913	2,789	2,737	2,698	2,757	2,795	2,988	3,266	3,309	+1%
Low quality	1,678	1,799	1,837	1,786	1,664	1,521	1,593	1,570	1,723	1,797	2,092	2,261	2,206	-2%

HASHISH:

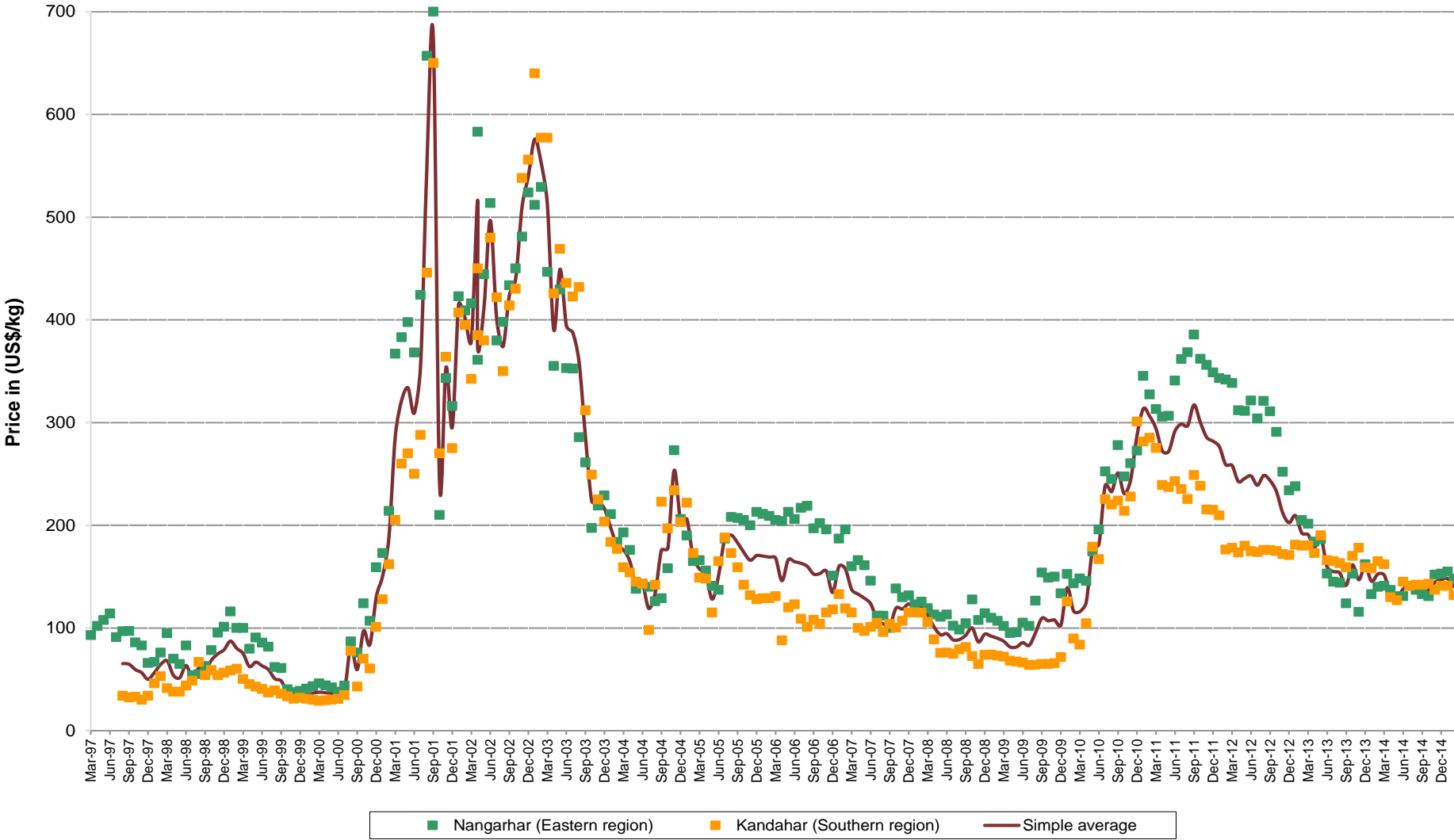
Table 20: Prices of different quality of Hashish in Quetta, Pakistan in (US\$/Kg):

Quality of hashish	Feb-14	Mar-14	Apr-14	May-14	Jun-14	Jul-14	Aug-14	Sep-14	Oct-14	Nov-14	Dec-14	Jan-15	Feb-15	Change (Feb-Jan) %
High quality	537	566	612	612	624	588	597	589	640	659	697	754	719	-5%
Medium quality	432	463	490	510	520	507	498	490	512	529	548	603	595	-1%

Table 21: Prices of different types of drugs in Quetta, Pakistan in local currency, (Pak Rupee/kg):

Types of drugs	Price in (Pakistani Rupee)/kg		
	Jan-15	Feb-15	Change (Feb-Jan) %
Opium -High quality	46,000	48,000	+4%
Opium -Medium quality	34,000	35,000	+3%
Opium -Low quality	28,000	28,000	+0%
Heroin -High quality (Crystal)	430,000	450,000	+5%
Heroin -Medium quality	325,000	345,000	+6%
Heroin -Low quality	225,000	230,000	+2%
Hashish -High quality	75,000	75,000	+0%
Hashish -Medium quality	60,000	62,000	+3%

Graph 8: Average price of dry opium collected from traders in Nangarhar and Kandahar provinces (US\$/Kg), Mar 1997 – Feb 2015



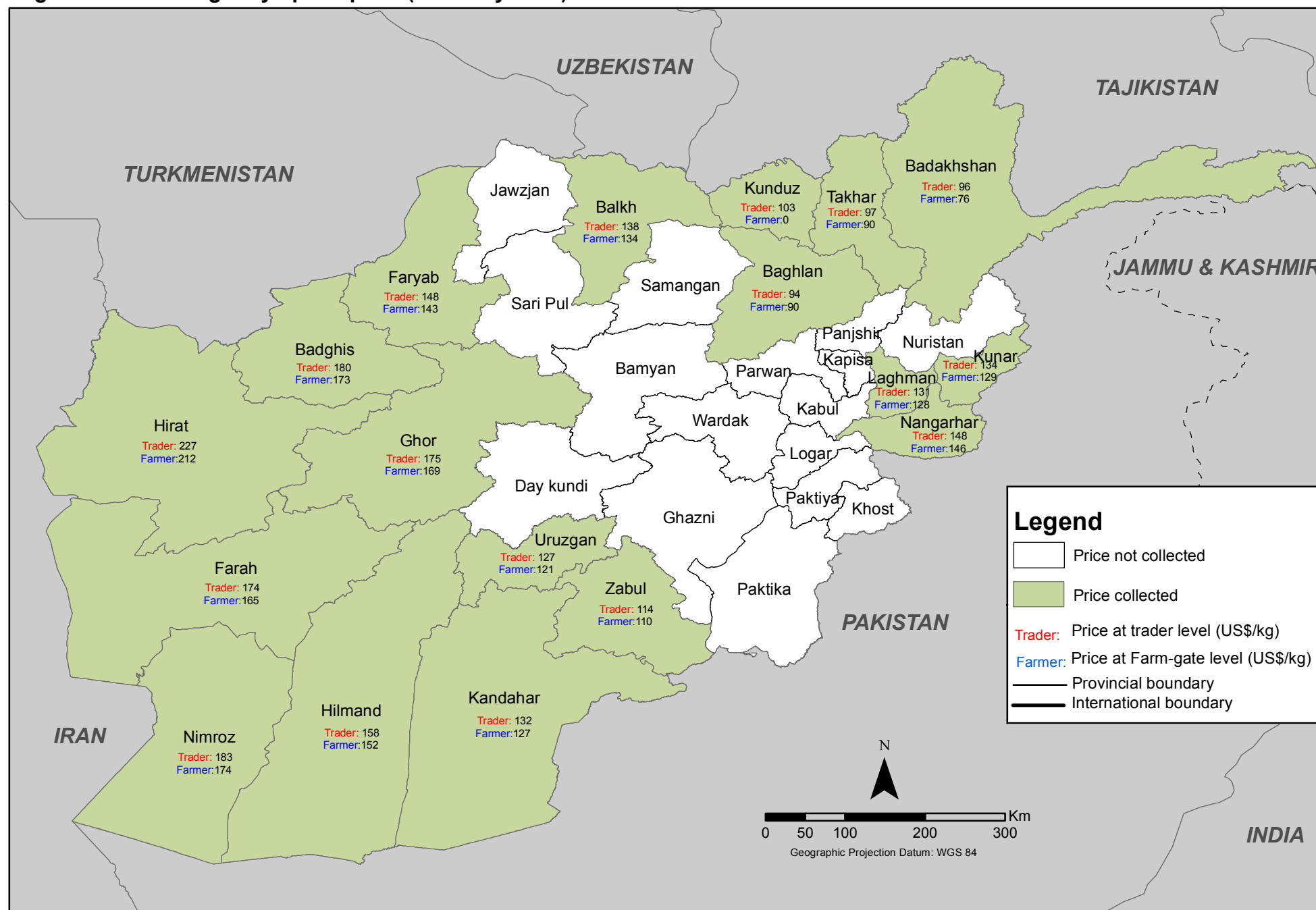
Methodology

- Prices are collected in the last week of every month from around twenty farmers and equal numbers of trader prices are collected by MCN Survey coordinators generally from different farmers and traders each month; however the price data collection is sourced from a few known farmers and traders as well.
- Opium prices are collected from 18 of 34 provinces namely Badakhshan, Baghlan, Badghis, Balkh, Farah, Faryab, Ghor, Hilmand, Hirat, Kandahar, Kunar, Kunduz, Laghman, Nangarhar, Nimroz, Uruzgan, Takhar and Zabul. The prices of dry and fresh opium are collected from farmers (at farm-gate level) and traders (at trader level).
- Different varieties of heroin, morphine and cannabis resin prices are collected from six provinces of Afghanistan namely Badakhshan, Balkh, Hirat, Nangarhar, Kandahar and Takhar.
- Prices of some licit crops such as wheat, saffron, imported and local rice is also collected from six provinces of Afghanistan and included in this report.
- Prices of poppy seeds, cannabis seeds and acetic anhydride are included in the report as well.
- Different varieties of opium, heroin and hashish prices are also collected from Peshawar as well as Quetta province of Pakistan. Prices are collected and reported by UNODC office in Peshawar and Quetta in Pakistan.
- The prices are also presented in local currency for convenience of certain analysis; however the national average prices are presented in USD. At the regional level, average prices are reflected in local currency with exception of the Western region since prices are reported in two different currencies.
- Prices are reported in different currencies in different regions. The prices in Eastern region (Kunar, Laghman and Nangarhar) and Southern region (Kandahar, Hilmand, Uruzgan and Zabul) are reported in Pakistani rupees. In Northern (Balkh, Baghlan, Farayb) and North-eastern (Badakhshan, Kunduz, Takhar) regions, the prices are reported in Afghani. However, prices are reported in two different currencies namely Afghani and Iranian Tuman in Western region. The prices are converted in US\$ using the exchange rate from oanda.com site considering the rates on the same date the observation is made.

Number of observations of dry and fresh opium prices

	Number of observations (n)		Number of provinces price collected
	Farm-gate price	Trader price	
Dry Opium	177	178	18
Fresh Opium	114	114	15

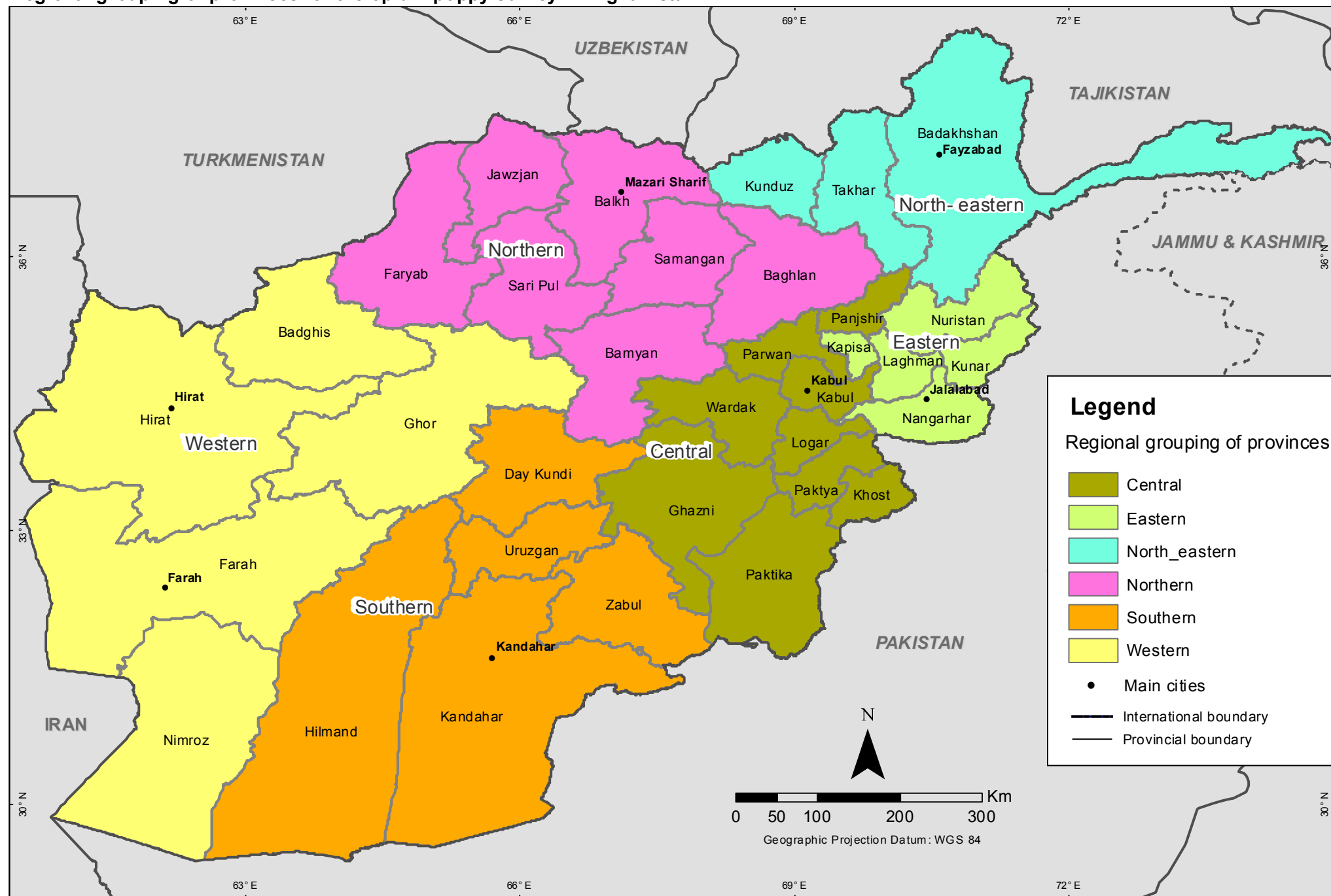
Afghanistan: Average dry opium price (February 2015)



Source: Government of Afghanistan - National monitoring system implemented by MCN / UNODC

Note: The boundaries and names shown and the designations used on this map do not imply official endorsement or acceptance by the United Nations.

Regional grouping of provinces for the opium poppy survey in Afghanistan



Source: Government of Afghanistan. National monitoring system implemented by UNODC

Note: The boundaries and names shown and the designations on this map do not imply official endorsement or acceptance by the United Nations.